



# Indiana Department of Education

---

Dr. Katie Jenner, Secretary of Education

# Indiana K-12 State Tuition Support Annual Report

**Prepared by the Indiana Department of Education Office  
of School Finance January 2022**

**FY 2017 to FY 2021**

# Contents

<b>Indiana K-12 State Tuition Support</b>	<b>2</b>
Recent History	2
Appropriation	3
State Tuition Support Funding	5
<b>Average Daily Membership (ADM)</b>	<b>6</b>
<b>State Tuition Support Grants</b>	<b>12</b>
Basic Grant	13
Complexity Grant (Fiscal Year 2019 and Prior)	14
School Complexity Calculations	17
Honors Diploma Grant	17
Special Education Grant	18
Career and Technical Education Grant	19
<b>State Tuition Support Adjustments</b>	<b>21</b>
Calculated State Tuition Support Amounts Exceeding the Amount Appropriated by the State Legislature	21
State Tuition Support for Certain Students	22
Other Adjustments	22
<b>Additional Information</b>	<b>22</b>
<b>Appendices</b>	<b>24</b>

## Indiana K-12 State Tuition Support

School funding follows a statutory formula created and revised by the Indiana General Assembly as part of the biennium budget process, located at [Indiana Code 20-43](#). State Tuition Support is the distribution made to school corporations as a result of these statutory school funding calculations. The purpose of this report is to provide an overview of the State Tuition Support formula from fiscal years 2017 to 2021.

References made to the term “school corporation” in the Indiana state statute do not ordinarily include charter schools. Strictly with regard to State Tuition Support however, [Indiana Code 20-43-1-23](#) defines the term “school corporation” to encompass both charter schools and any local public school corporation established under Indiana law. For the purposes of this report, any references made to school corporations will reflect the definition found on [Indiana Code 20-43-1-23](#) and will therefore include charter schools unless explicitly noted otherwise.

### Recent History

Turnaround school payments were based on the applicable public school corporation’s State Tuition Support grant amounts from fiscal years 2013 to 2020. Choice Scholarships and Mitch Daniels Early Graduation Scholarships were not part of the State Tuition Support formula but have been paid from the tuition support appropriation since fiscal year 2012. Calculations for adult charter schools’ tuition were removed from the State Tuition Support formula in fiscal year 2014 and given a separate appropriation. Calculations for adult learner charter schools continue to be calculated by a separate appropriation.

Previously, all State Tuition Support grants were deposited in the school corporations’ general fund. Beginning in January 2019, the general fund was replaced in the chart of accounts with the Operations Fund for operational expenditures and the Education Fund for instructional expenditures. State Tuition Support grants are now deposited in the Education Fund.

In fiscal years 2017 to 2019, all school corporations received the full foundation amount for each student as part of the Basic Tuition Support Grant, with the exception of virtual charter schools who received 90 percent of the foundation amount for their virtual students. Beginning in fiscal year 2020, all school corporations received the full foundation amount for each nonvirtual student while receiving 85 percent of the foundation amount for each virtual student.

Also beginning in fiscal year 2020, the Complexity Grant was removed as a part of State Tuition Support although complexity related funding remained and was incorporated into the Basic Grant.

## Appropriation

Per [Indiana Code 20-43](#), the maximum amount of State Tuition Support allowed to be distributed by the Indiana Department of Education (IDOE) is the amount appropriated by the general assembly to be used on State Tuition Support for any given year. If IDOE distributes less than what was appropriated by the general assembly, the excess amount will return to the state general fund. In the event that State Tuition Support distributions are calculated to exceed the amount appropriated by the general assembly however, the State Budget Agency shall transfer enough money from the tuition reserve account to the state general fund to cover the difference, up to \$25 million. For fiscal year 2019 only, the maximum amount allowed to be transferred was increased to \$75 million but reverted back to a maximum of \$25 million the following fiscal year and thereafter.

It is important to keep in mind that when the Indiana General Assembly appropriates funds for State Tuition Support, the appropriation supports three different programs:

- 1) State Tuition Support
- 2) Choice Scholarship program
- 3) The Mitch Daniels Early Graduation Scholarship program.

The school funding formula only applies to State Tuition Support while the other two programs operate under different parameters. For the purposes of this report, mentions made regarding the school funding formula will similarly only apply to State Tuition Support.

**Table 1** below shows the State Tuition Support appropriations for fiscal years 2017 to 2021.

<b>Table 1: State Tuition Support Appropriations</b>				
<b>FY2017</b>	<b>FY2018</b>	<b>FY2019</b>	<b>FY2020</b>	<b>FY2021</b>
\$6,980,500,000	\$7,041,000,000	\$7,160,000,000	\$7,331,500,000	\$7,514,400,000

**Table 2** below shows the actual state tuition support distributions broken down by grant, Choice Scholarship, and Mitch Daniels Early Graduation Scholarship from fiscal years 2017 to 2021.

<b>State Tuition Support/Scholarship</b>	<b>FY2017</b>	<b>FY2018</b>	<b>FY2019</b>	<b>FY2020</b>	<b>FY2021</b>
Basic Grant	\$5,207,854,356	\$5,428,623,210	\$5,495,779,930	\$6,358,491,289	\$6,395,545,727
Honors Diploma Grant	\$24,711,200	\$28,673,200	\$29,412,400	\$30,320,900	\$30,644,800
Special Education Grant	\$550,956,483	\$566,487,796	\$582,207,430	\$595,303,817	\$589,529,564
Career and Technical Grant	\$109,641,000	\$113,863,650	\$120,936,610	\$137,601,790	\$133,134,060
Complexity Grant	\$887,063,363	\$768,522,710	\$763,399,098	Component within Basic Grant	
Subtotal: State Tuition Support	\$6,780,226,402	\$6,906,170,566	\$6,991,735,468	\$7,121,717,796	\$7,148,854,151
Choice Scholarships	\$146,051,106	\$153,967,952	\$161,445,100	\$172,776,490	\$170,685,144
Mitch Daniels Early Graduation Scholarship	\$1,533,530	\$1,108,000	\$1,048,000	\$1,360,000	\$1,044,000
<b>Grand Total</b>	<b>\$6,927,811,038</b>	<b>\$7,061,246,518</b>	<b>\$7,154,228,568</b>	<b>\$7,295,854,286</b>	<b>\$7,320,583,295</b>

**Table 3** below shows state tuition support distribution percentages, broken down by grant, Choice Scholarship, and Mitch Daniels Early Graduation Scholarship from fiscal years 2017 to 2021.

<b>State Tuition Support/Scholarship</b>	<b>FY2017</b>	<b>FY2018</b>	<b>FY2019</b>	<b>FY2020</b>	<b>FY2021</b>
Basic Grant	75.17%	76.88%	76.82%	87.15%	87.36%
Honors Diploma Grant	0.36%	0.41%	0.41%	0.42%	0.42%
Special Education Grant	7.95%	8.02%	8.14%	8.16%	8.05%
Career and Technical Grant	1.58%	1.61%	1.69%	1.89%	1.82%
Complexity Grant	12.80%	10.88%	10.67%	Component within Basic Grant	
Subtotal: State Tuition Support	97.87%	97.80%	97.73%	97.61%	97.65%
Choice Scholarships	2.11%	2.18%	2.26%	2.37%	2.33%
Mitch Daniels Early Graduation Scholarship	0.02%	0.02%	0.01%	0.02%	0.01%
	100.00%	100.00%	100.00%	100.00%	100.00%

*Appendices B through F provide a breakdown of the State Tuition Support totals by school corporation from fiscal years 2017 to 2021.*

## State Tuition Support Funding

[Indiana Code 20-43-2-1](#) requires IDOE to distribute State Tuition Support funds on a schedule that provides at least twelve payments with one payment made at least every 40 days. The payment schedule was set by the State Budget Agency and the Governor's office. Local property taxes are not considered in the calculation of State Tuition Support, although school corporations still have the option to conduct operating referendums. This option is not available for charter schools.

Since 2003, the State Tuition Support formula has undergone several changes and incorporated a variety of grants including an Honors Diploma Grant, a Career and Technical Grant, a Special Education Grant, a Complexity Index Grant, an At-Risk Index Grant, a Growing Enrollment Grant, a Remediation Grant, a Primetime Grant, a Restoration Grant, a Small Schools Grant, and a Kindergarten Grant. As of 2021 however, most of these grants have now consolidated into what is known as the Basic Grant which joins the Honors Diploma Grant, the Special Education Grant, and the Career and Technical Grant as the four remaining grants used by the State Tuition Support formula.

The State Tuition Support formula has been based for many years on a foundation amount for every student, although "smoothing" methods have periodically been used to help transition school corporations when funding flows are significantly changed by the general assembly. In fiscal years 2017 to 2019, all school corporations received the full foundation amount for each student as part of the Basic Tuition Support Grant, with the exception of virtual charter schools who received 90 percent of the foundation amount. Beginning in fiscal year 2020, all school corporations received the full foundation amount for each nonvirtual student while receiving 85 percent of the foundation amount for each virtual student.

As of 2021, five types of schools are funded through the tuition support formula: (1) traditional public schools, (2) charter schools, (3) virtual charter schools, (4) innovation network schools, and (5) innovation network charter schools.

IDOE directly distributes State Tuition Support funding to the traditional public schools, charter schools, virtual charter schools, and two of the innovation network charter schools. Alternatively, State Tuition Support funding for the innovation network schools and all but two of the innovation network charter schools are distributed by the traditional public school corporations that they belong to. Likewise, the students for these schools are incorporated into the funding formula for the traditional public school corporation that is distributing their funds. Turnaround school students were previously funded by State Tuition Support, but as of fiscal year 2020 the turnaround school agreements have ended. For purposes of this report, the funding for turnaround schools, innovation network schools, and innovation network charter schools are not reported

separately but instead included in the funding of the public school corporation to which they belong, unless the calculations for the school were performed separately as part of the school funding formula.

## Average Daily Membership (ADM)

The school funding formula uses Average Daily Membership (ADM) to determine Basic Grant funding. ADM is a count of all kindergarten to Grade 12 students who are enrolled and expected to attend an Indiana school corporation. As of fiscal year 2016, kindergarten students participating in a full-day kindergarten program counted as one student, while kindergarten students that were not participating in a full-day kindergarten program counted as one-half student for ADM purposes.

Although similar to ADM in that it is a count of students being taught at a particular school corporation, the use and methodology between the October 1<sup>st</sup> Certified Pupil Enrollment Data (PE) count and the September/February ADM are different. For example, PE is the official federal count while ADM is the official state count.

For funding purposes, the ADM count is taken twice a year. The first count date is on the second Friday after Labor Day in September, as established by the Indiana State Board of Education and reflected in the Board's rule which can be found in [511 IAC 1-3-1](#). This September count day is referred to as the "fall" count. The second ADM count is taken in February and is referred to as the "spring" count.

During the 2018 and 2019 fiscal years, the school funding formula *only* used the fall count to determine Basic and Complexity Grant funding. School corporations were still required to submit a spring count during this time, although their spring membership data was used for informational purposes only. Prior to fiscal year 2018 and beginning again during fiscal year 2020 however, the school funding formula uses both the spring and fall counts to determine Basic Grant funding. The fall membership count is now used to calculate the Basic Grant funding for July to December while the spring membership count is used to calculate the Basic Grant funding for January to June.

The ADM is the sum of the following ADM types:

### Resident Enrollment

- Resident Enrollees are students with legal settlement in the school corporation and who are enrolled in and are attending the school corporation in which they reside. Foreign exchange students, who resided in, and attended the school corporation were also considered for resident enrollment. This does not include foreign exchange students

enrolled and attending with an F-1 Visa. For charter schools, resident enrollment includes Indiana students who are enrolled in and attending an individual charter school, regardless of legal settlement.

### **Transfers Out**

- Students are considered a Transfer Out if they have legal settlement in a school corporation but are enrolled in and attending a different school corporation. This term does not apply to charter schools. To be considered a Transfer Out, students must be attending a school corporation outside of their legal settlement for at least one of the following reasons:
  - There is an agreement between the corporation of legal settlement and the servicing corporation;
  - There is a “better accommodation” student transfer agreement under [Indiana Code 20-26-11-5](#) between the corporation of legal settlement and the student’s parent(s);
  - There is a “better accommodation” order by the State Board of Education;
  - Students are attending a special education or vocational education cooperative located outside of the student’s school corporation of legal settlement for the purposes of best meeting the educational interests of the student;
  - Students are placed in a school district by a parent under [Indiana Code 20-26-11-8\(b\)](#); or
  - Students are placed in a school corporation by a physician under [Indiana Code 20-26-11-11.5](#).

### **Cash Transfers**

- Students are considered a Cash Transfer if they have legal settlement in a school corporation but are enrolled in and attending a different school corporation based upon an agreement between the parent(s) and the enrolling school corporation. Students are cash transfers regardless of whether the parent(s) pay tuition to the enrolling school corporation. This term does not apply to charter schools.

### **State Obligations**

- Students are considered a State Obligation if they are enrolled in and attending a school corporation as a result of one of the following state actions:
  - State placement into an institution located within the school corporation that is operated by the Division of Mental Health and Addiction or the Division of Disability, Aging, and Rehabilitative Services;
  - State placement by either of the above agencies into an institution, a home, a group home, a public or private facility, or an alternative family setting within the school corporation; or



- Students enrolled and attending the school corporation and who are children of state employees living on state property.

### **Placements In**

- Students are considered a Placement In if they are enrolled and attending school in a school corporation as a result of a placement by an Indiana county welfare office, state courts, state licensed child-placing agencies, or by a parent or guardian in a state licensed private or public health facility, child care facility, or foster home that is located within the school corporation. Their placement in the corporation is for non-educational reasons. This term does not apply to charter schools.

### **Dual Enrollment**

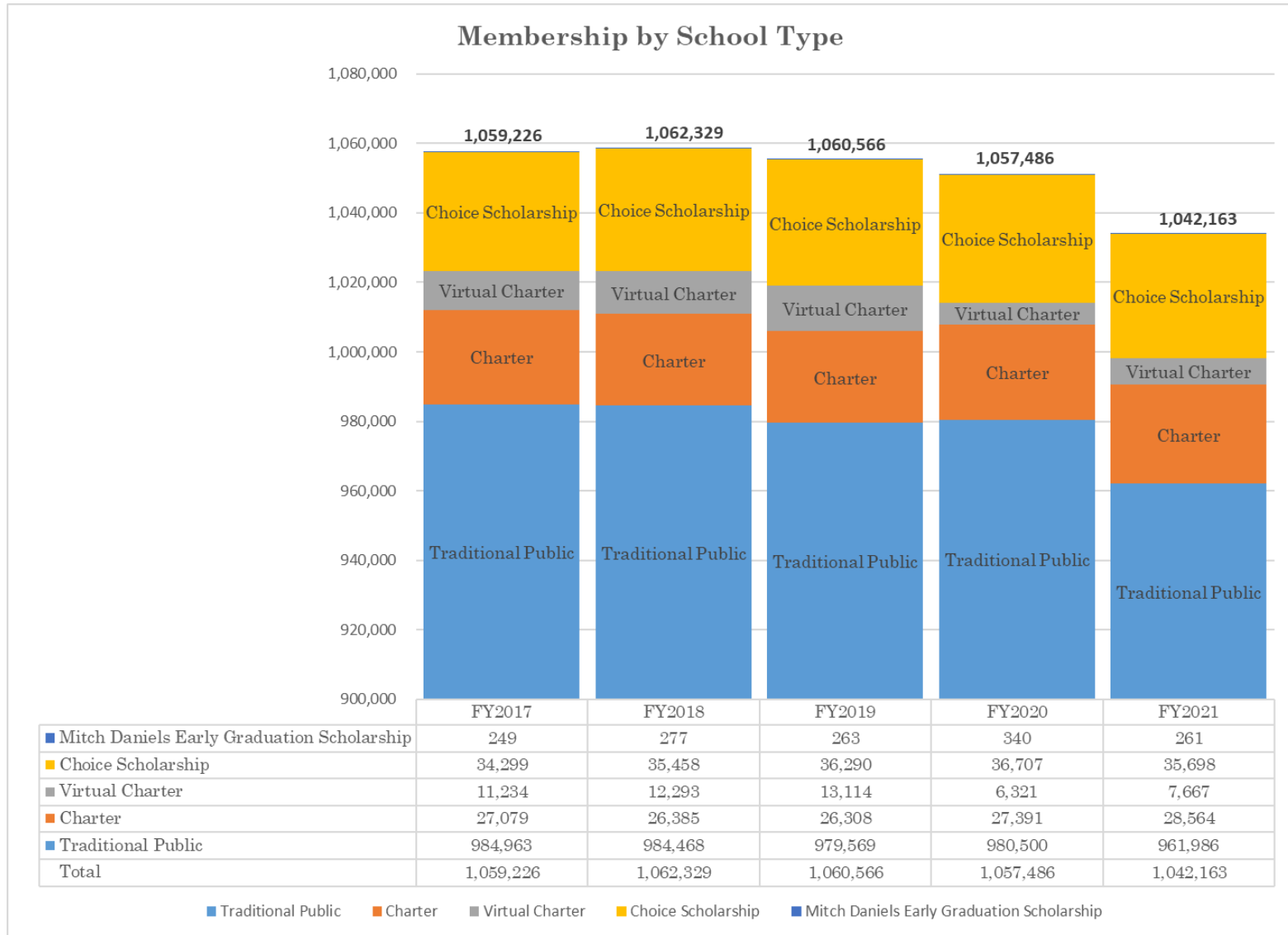
- Students are considered Dual Enrollment if they are enrolled full time as a home school or nonpublic student, but also enrolled in a charter school or the school corporation of legal settlement for less than 50 percent of the day. Dual Enrollment students are counted on a full-time equivalency basis depending on the number of instructional periods in a day that the student was taught by the school corporation.

The State Tuition Support formula is set by law, but the grant amounts distributed to a school corporation varies based on that school corporation's data and grant parameters. Since current data is often collected the same year of the tuition support distribution, estimated data is used until current data becomes available. As actual data becomes available, IDOE adjusts the grant distributions so that the amount the school corporation receives is the same amount that would have been received if the actual data had been available immediately. This reconciliation process occurs periodically throughout the school year as new current year student data is collected. Prior to fiscal year 2018, and again beginning in fiscal year 2020, IDOE recalculated and reconciled basic and complexity related funding in November and April, special education funding in February, and Career and Technical Education and Honors grant funding in December. During fiscal years 2018 and 2019, IDOE reconciled the Basic and Complexity Grants in November only. For all fiscal years, the statewide distribution of funds is required to fit within the tuition support appropriation.

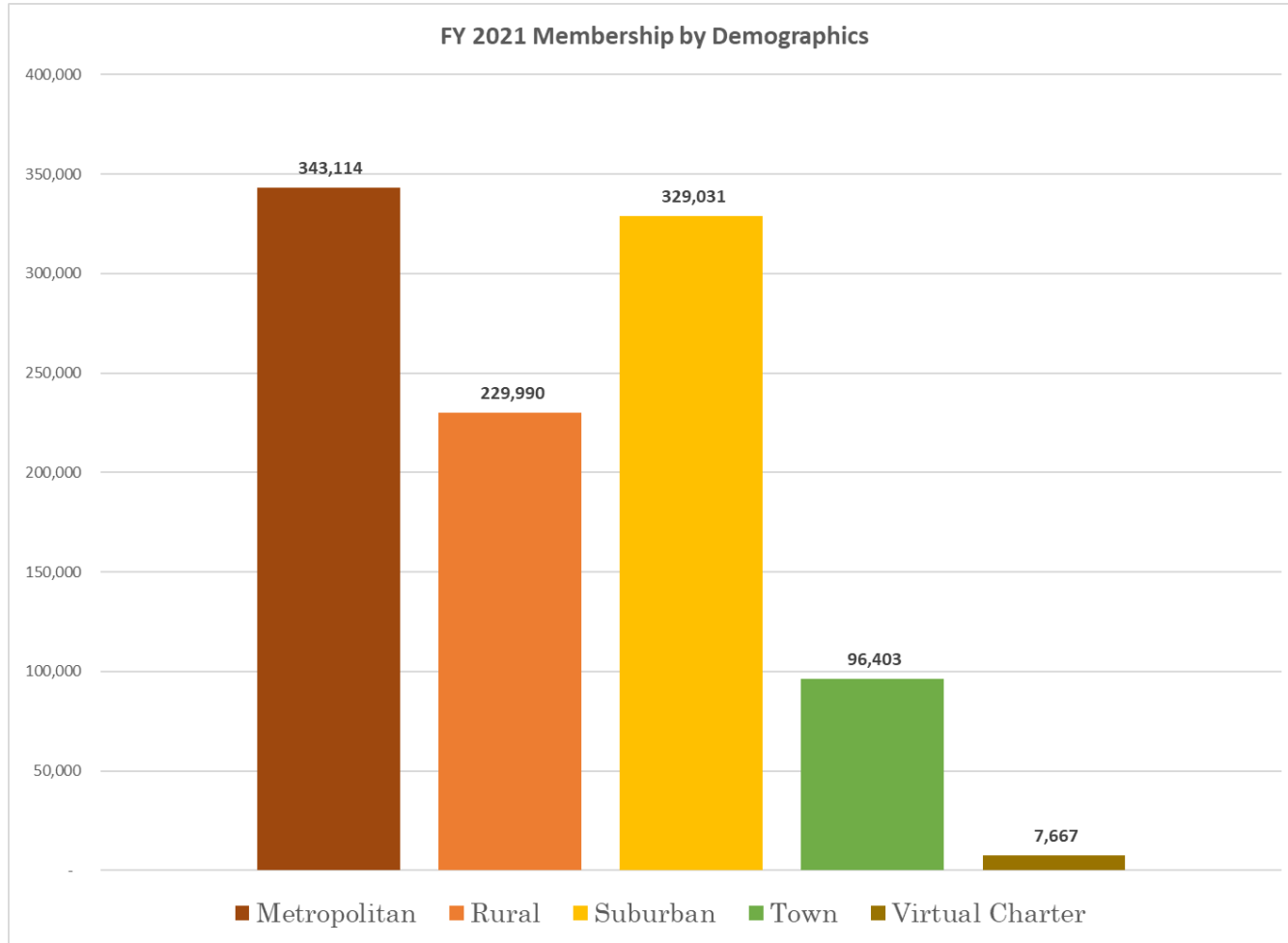
**Table 4** below shows statewide membership counts for fiscal years 2017 to 2021.

<b>Table 4: Average Daily Membership (ADM) and Scholarship Totals</b>					
<b>ADM/Scholarship</b>	<b>FY2017</b>	<b>FY2018</b>	<b>FY2019</b>	<b>FY2020</b>	<b>FY2021</b>
<i>School Corporation Fall ADM</i>	<i>1,027,135</i>	<i>1,030,851</i>	<i>1,028,177</i>	<i>1,023,851</i>	<i>1,008,974</i>
<i>School Corporation Spring ADM</i>	<i>1,022,221</i>	<i>1,022,337</i>	<i>1,019,849</i>	<i>1,017,027</i>	<i>1,003,434</i>
School Corporation Average ADM	1,024,678	1,026,594	1,024,013	1,020,439	1,006,204
Choice Scholarships	34,299	35,458	36,290	36,707	35,698
Mitch Daniels Early Graduation Scholarship	249	277	263	340	261
<b>Total</b>	<b>1,059,226</b>	<b>1,062,329</b>	<b>1,060,566</b>	<b>1,057,486</b>	<b>1,042,163</b>

The following chart shows statewide average membership counts for fiscal years 2017 to 2021.



The following chart shows the statewide average membership counts by metropolitan, suburban, rural, town, and virtual charter, as traditionally defined by IDOE for fiscal year 2021.



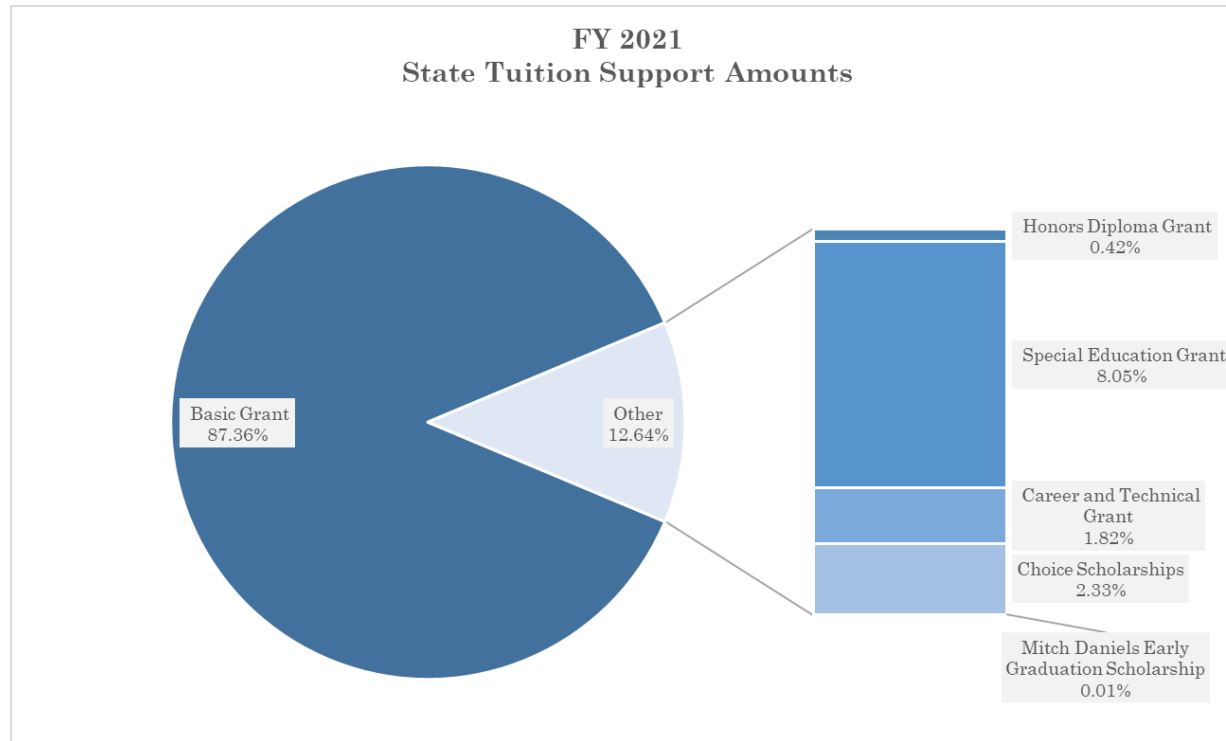
*Appendix A provides a breakdown of the statewide totals for membership by school corporation from fiscal years 2017 through 2021.*

## State Tuition Support Grants

Previously, all State Tuition Support grants were deposited in the school corporations' general fund. Beginning in January 2019, the general fund was replaced in the chart of accounts with the Operations Fund for operational expenditures and the Education Fund for instructional expenditures. State Tuition Support grants are now deposited in the Education Fund.

State Tuition Support currently distributes funds from four grants: The Basic Grant, the Honors Diploma Grant, the Special Education Grant, and the Career and Technical Grant. Although the Complexity Grant became part of the Basic Grant in fiscal year 2020 along with the calculations for foundation and English Language Learners, distributions for the Complexity Grant have been included in this report to reflect data available for fiscal years 2017 to 2019.

The following chart shows the breakdown of State Tuition Support by grant, as well as Choice Scholarship and Mitch Daniels Early Graduation Scholarship percentages for fiscal year 2021.



## Basic Grant

The Basic Grant is currently composed of several calculations including a foundation component, a complexity component, and an English Language Learners (ELL) component.

The foundation component has been used as the basis of the State Tuition Support formula for many years and is calculated by multiplying a fiscal year’s foundation amount with a school corporation’s ADM. An additional “transition to foundation” amount was also included in the fiscal year 2017 Basic Grant calculations. In fiscal years 2018 and 2019, only the fall count was used to calculate the Basic Grant. In fiscal year 2017 and starting again in fiscal year 2020, both the fall and the spring counts were used to calculate the Basic Grant. Charter schools are funded identically to traditional public schools with the exception of specifically virtual charter schools who previously received 90 percent of the foundation amount per student. Beginning in fiscal year 2020, traditional public schools, charter schools, and virtual charter schools now all receive 85 percent of the foundation amount for virtual students. All nonvirtual students continue to receive the full foundation amount.

**Table 5** below shows the foundation amount for fiscal years 2017 to 2021.

<b>Table 5: Foundation Amounts</b>				
<b>FY2017</b>	<b>FY2018</b>	<b>FY2019</b>	<b>FY2020</b>	<b>FY2021</b>
\$5,088	\$5,273	\$5,352	\$5,548	\$5,703

The complexity component has been included within the Basic Grant calculation since the beginning of fiscal year 2020 when the Complexity Grant was removed as its own separate State Tuition Support distribution. Complexity related funding is intended to be used to assist students who may need additional services in order to maximize their learning potential. Historically, complexity funding has been determined by a range of demographic characteristics including but not limited to the percentage of students enrolled in and attending a school corporation who receive free or reduced priced lunch benefits, those who receive curricular material assistance, or students who live below the federal poverty level. Today, complexity funding is determined by the percentage of students enrolled in or attending a school corporation who receive Supplemental Nutrition Assistance Program (SNAP), Temporary Assistance for Needy Families (TANF), or who received foster care services. This percentage is known as the Complexity Index and is multiplied by a complexity multiplier to calculate the complexity amount a school corporation can expect to receive per student. In fiscal year 2021, the complexity multiplier was \$3,675. More information regarding complexity can be found in the following **Complexity Grant (Fiscal Year 2019 and Prior)** section.

Finally, there is also an augmentation of \$128 per ADM for school corporations whose complexity percentage decreased by more than 45 percent from the previous fiscal year and whose previous fiscal year percentage of ELL was at least 18 percent.

In fiscal year 2017 and starting again in fiscal year 2020, IDOE reconciled the Basic Grant in November for the fall count and in April for the spring count. Between fiscal year 2018 and fiscal year 2019, the reconciliation process occurred in November only. Specific data collection requirements for membership counts were provided in the DOE-ME Membership Report layout.

**Table 6** below shows the statewide Basic Grant distribution amounts for fiscal years 2017 to 2021.

<b>Table 6: Basic Grant Totals</b>				
<b>FY2017</b>	<b>FY2018</b>	<b>FY2019</b>	<b>FY2020</b>	<b>FY2021</b>
\$5,207,854,356	\$5,428,623,210	\$5,495,779,930	\$6,358,491,289	\$6,395,545,727

**Table 7** and **Table 8** below shows the statewide funding and the funding per student for the Basic Grant by school type for fiscal years 2017 to 2021.

<b>Table 7: FY2021 Basic Grant by School Type</b>		
<b>School Type</b>	<b>No. of Corps</b>	<b>FY 2021 Basic Grant per Avg. ADM</b>
Traditional Public	290	\$6,151,117,138
Charter	78	\$202,203,184
Virtual Charter	3	\$42,225,405
<b>Total</b>	<b>371</b>	<b>\$6,395,545,727</b>

<b>Table 8: FY2021 Basic Grant per Avg. ADM by School Type</b>		
<b>School Type</b>	<b>No. of Corps</b>	<b>FY2021 Basic Grant per Avg. ADM</b>
Traditional Public	290	\$6,342
Charter	78	\$7,079
Virtual Charter	3	\$5,508
<b>Total</b>	<b>371</b>	<b>\$6,356</b>

### Complexity Grant (Fiscal Year 2019 and Prior)

The Complexity Grant was previously included within State Tuition Support as its own grant distribution. Beginning in fiscal year 2020 however, the Complexity Grant was removed with all complexity related distributions now calculated as a component within the Basic Grant.

Complexity funding is based on the percentage of students within a school corporation who participate in the Supplemental Nutrition Assistance Program (SNAP), Temporary Assistance for Needy Families (TANF) or foster care services. IDOE receives snapshot data for complexity qualifying students from the Family and Social Services Administration and from the Department of Child Services once every two years, on October 1. This coincides with the Certified Pupil Enrollment Data (PE)

count day which occurs annually on October 1 and counts all kindergarten to grade 12 students. When calculating the complexity formula however, IDOE only uses the count data from every other PE count to reflect the date in which IDOE receives snapshot data on complexity qualifying students who participate in SNAP, TANF, or receive foster care services.

**Table 9** below shows a breakdown of which count dates are used in complexity formula calculations from fiscal years 2017 to 2021.

<b>Table 9: Complexity Formula Calculation Count Dates</b>		
<b>Fiscal Year</b>	<b>Pupil Enrollment Count Date</b>	<b>Complexity Snapshot Date</b>
FY 17 Complexity Formula	October 1, 2014	October 1, 2014
FY 18 Complexity Formula	October 1, 2016	October 1, 2016
FY 19 Complexity Formula	October 1, 2016	October 1, 2016
FY 20 Complexity Formula	October 1, 2018	October 1, 2018
FY 21 Complexity Formula	October 1, 2018	October 1, 2018

State statute covering Complexity Grants can be found in [Indiana Code 20-43-13](#) and the funding formula can be summarized by the equation below:

$$(\text{Complexity Index} \times \text{Complexity Multiplier}) \times \text{A school corporation's total ADM} = \text{A school corporation's total complexity distribution}$$

The first step in calculating the complexity formula is to find a school corporation's "Complexity Index," which is the percentage of complexity qualifying students being served at a school corporation. The complexity index is the result of totaling the number of complexity qualifying students at a school corporation according to its complexity snapshot, and dividing it by the total number of students enrolled at a school corporation according to its PE count. See the equation below:



$$\frac{\text{Total number of students enrolled at a school corporation who receive SNAP, TANF, or foster care services according to its complexity snapshot}}{\text{Total number of students enrolled at a school corporation according to its PE count}} = \text{A school corporation's Complexity Index}$$

A complexity multiplier is then applied to a school corporation’s complexity index to calculate the amount of complexity funding a school corporation would receive per student. This is then multiplied by a school corporation’s ADM to calculate the total amount of complexity funding a school corporation will receive.

**Table 10** below shows the complexity multipliers from fiscal years 2017 to 2021.

<b>Table 10: Complexity Multiplier Amounts</b>	
<b>Fiscal Year</b>	<b>Complexity Multiplier</b>
FY 17 Complexity Formula	\$ 3,539.00
FY 18 Complexity Formula	\$ 3,539.00
FY 19 Complexity Formula	\$ 3,539.00
FY 20 Complexity Formula	\$ 3,650.00
FY 21 Complexity Formula	\$ 3,675.00

In fiscal year 2017 and starting again in fiscal year 2020, IDOE reconciled the complexity distributions in November for the fall count and in April for the spring count. From fiscal year 2018 and fiscal year 2019, the reconciliation process occurred in November only. Specific data collection requirements for membership counts were provided in the DOE-ME Membership Report layout.

**Table 11** below shows the Complexity Grant distribution amounts for fiscal years 2017 to 2019.

<b>Table 11: Complexity Grant Totals</b>				
<b>FY2017</b>	<b>FY2018</b>	<b>FY2019</b>	<b>FY2020</b>	<b>FY2021</b>
\$887,063,363	\$768,522,710	\$763,399,098	Component within Basic Grant	Component within Basic Grant

## School Complexity Calculations

In the following tables, school corporations were categorized as “high complexity,” “mid complexity,” and “low complexity” based on their complexity percentage. School corporations were divided into four equal parts. The first part/quartile was made up of the school corporations who were within the top 25 percent of the highest complexity percentages and were labeled “high complexity.” The middle two parts/quartiles, i.e., the middle 50 percent, were combined and labeled as “mid complexity.” The school corporations with the lowest 25 percent of complexity percentages were labeled “low complexity.”

**Table 12** and **Table 13** below show the basic grant distribution by complexity and the basic grant per average ADM by complexity.

<b>Complexity</b>	<b>No. of Corps</b>	<b>FY2021 Basic Grant</b>
High Complexity	94	\$1,799,849,721
Mid Complexity	185	\$2,667,395,447
Low Complexity	92	\$1,928,300,559
Total	371	\$6,395,545,727

<b>Complexity</b>	<b>No. of Corps</b>	<b>FY2021 Avg ADM</b>	<b>FY2021 Basic Grant per Avg ADM</b>
High Complexity	94	260,090	\$6,920
Mid Complexity	185	422,178	\$6,318
Low Complexity	92	323,935	\$5,953
Total	371	1,006,204	\$6,356

## Honors Diploma Grant

[Indiana Code 20-43-10-2](#) limited use of Honors Diploma Award monies for: (1) staff training, program development, equipment and supply expenditures, or other expenses related to the school’s honors diploma program; or (2) programs for high ability students. The Honors Diploma Grant is based on the number of students who received an Academic Honors diploma or a Core 40 diploma with Technical Honors. These grants are amplified if the student who received an Academic Honors diploma or a

Core 40 diploma with Technical Honors participated in the Supplemental Nutrition Assistance Program (SNAP), Temporary Assistance for Needy Families (TANF), or received foster care services.

IDOE reconciles the Honors grant in December based on students who graduated with a Core 40 with Technical Honors or Academic Honors diploma in the prior school year. Specific data collection requirements are found in the DOE-GR Graduate Report layout.

**Table 14** below shows the amounts distributed for the Honors Grant for fiscal years 2017 to 2021.

<b>Table 14: Honors Grant Totals</b>				
<b>FY2017</b>	<b>FY2018</b>	<b>FY2019</b>	<b>FY2020</b>	<b>FY2021</b>
\$24,711,200	\$28,673,200	\$29,412,400	\$30,320,900	\$30,644,800

**Table 15** below shows the distribution breakdowns for the Honors Grant for fiscal years 2017 to 2021.

<b>Table 15: Fiscal Years 2017 to 2021 Honors Grant Distribution</b>				
<b>Qualification</b>	<b>Qualified for SNAP, TANF, or Foster Care Services?</b>	<b>FY 2017 Distribution per Qualifying Student</b>	<b>FYs 2018-2021 Distribution per Qualifying Student</b>	
Received an Academic Honors Diploma in the previous school year	Yes	\$1,400	\$1,500	
Received a Core 40 Diploma in the previous school year	Yes	\$1,400	\$1,500	
Received an Academic Honors Diploma in the previous school year	No	\$1,000	\$1,100	
Received a Core 40 Diploma in the previous school year	No	\$1,000	\$1,100	

### Special Education Grant

The Special Education Grant provides additional funding to school corporations based on the number of special education students they serve. Twice a year, public school corporations report information on students with an Individualized Education Program (IEP) and nonpublic schools report information on students with an Individual Service Plan (ISP). The first collection of data occurs on December 1 and is used for funding purposes when calculating the special education grant distributions. The second collection of data is in April and provides an updated count summary that is sent to the State Budget Committee as required by law.

IDOE reconciles the Special Education Grant in February based on the number of students and type of exceptionality reported in December. The reconciliation schedule, set by law, adjusts the February payment for any underpayment of special education funds. For an overpayment of special education funds, IDOE adjusts the February through May special education grant payments. Specific data collection requirements are found in the DOE-SE Special Education and DOE-HB Homebound layouts.

**Table 16** below shows the amounts distributed for the Special Education Grant for fiscal years 2017 to 2021.

<b>Table 16: Special Education Grant Totals</b>				
<b>FY2017</b>	<b>FY2018</b>	<b>FY2019</b>	<b>FY2020</b>	<b>FY2021</b>
\$550,956,483	\$566,487,796	\$582,207,430	\$595,303,817	\$589,529,564

**Table 17** below shows the distribution breakdowns for the Special Education Grant for fiscal years 2017 to 2021.

<b>Table 17: Fiscal Years 2017-2021 Special Education Grant Distribution Breakdown</b>					
<b>Qualification</b>	<b>FY 2017 Distribution per Qualifying Student</b>	<b>FY 2018 Distribution per Qualifying Student</b>	<b>FY 2019 Distribution per Qualifying Student</b>	<b>FY 2020 Distribution per Qualifying Student</b>	<b>FY 2021 Distribution per Qualifying Student</b>
Students in severe disabilities programs	\$8,800	\$8,976	\$9,156	\$9,156	\$9,156
Students in mild and moderate disabilities programs	\$2,300	\$2,300	\$2,300	\$2,300	\$2,300
Students in communication disorders or in homebound programs	\$500	\$500	\$500	\$500	\$500
Students in special education preschool programs	\$2,750	\$2,750	\$2,750	\$2,875	\$3,000

### Career and Technical Education Grant

The Career and Technical Education Grant (CTE) provides additional funding for career and technical courses. Grant amounts are based on the number of students, number of credit hours, and the rating given to the courses. The ratings consist of high/moderate/low need and high/moderate/low wage. In fiscal year 2017, the “other vocational programs” category of funding was divided into three categories: the number of students enrolled in an introductory career and technical course, the number of students enrolled in a foundational career and technical course, and the number of students enrolled in: an apprenticeship, a cooperative education program, or a work-based learning course. In 2019, the Career and Technical Education Grant classifications were again reclassified.

IDOE reconciled the Career and Technical Education Grant in November for any over or underpayment of funds. Information concerning the collection of career and technical education data was based on guidance provided by staff in the Department of Workforce Development and the State Board of Education.

**Table 18** below shows the amounts distributed for the Career and Technical Education Grant for fiscal years 2017 to 2021.

<b>Table 18: Career and Technical Education Grant Totals</b>				
<b>FY2017</b>	<b>FY2018</b>	<b>FY2019</b>	<b>FY2020</b>	<b>FY2021</b>
\$109,641,000	\$113,863,650	\$120,936,610	\$137,601,790	\$133,134,060

**Table 19** below shows the distribution breakdowns for the Career and Technical Education Grant for fiscal years 2019 to 2021

<b>Table 19: Fiscal Years 2019-2021 Career and Technical Education Grant Distribution Breakdown</b>			
<b>Program Classification</b>	<b>FY 2019 Distribution per Qualifying Student</b>	<b>FY 2020 Distribution per Qualifying Student</b>	<b>FY 2021 Distribution per Qualifying Student</b>
Introductory CTE course	\$300.00	\$300.00	\$300.00
Foundational CTE course	\$150.00	\$150.00	
Apprenticeship, cooperative education program, or work based learning	\$150.00	\$150.00	
Area participation count	\$150.00	\$150.00	\$150.00
High Value	\$680.00	\$680.00	
Moderate Value Program	\$400.00	\$400.00	
Less than moderate value program	\$200.00	\$200.00	
Planning for College and Career Course			\$150.00
Apprenticeship Program			\$500.00
Work based learning Course			\$500.00
Less than moderate value level 2 program			\$300.00
Less than moderate value level 1 program			\$200.00
Moderate value level 2 program			\$600.00
Moderate value level 1 program			\$400.00
High Value level 2 program			\$1,020.00
High value level 1 program			\$680.00

## State Tuition Support Adjustments

State Tuition Support is the sum of all the previously described grants including the Basic Grant, the Complexity Grant through fiscal year 2019, the Honors Diploma Grant, the Special Education Grant, and the Career and Technical Education Grant. The amount of State Tuition Support a school corporation receives will vary depending on a school corporation's school funding formula results. Despite what the school funding formula may calculate, the actual State Tuition Support distribution received by school corporations are still subject to adjustments.

### Calculated State Tuition Support Amounts Exceeding the Amount Appropriated by the State Legislature

Per [Indiana Code 20-43](#), the maximum amount of State Tuition Support allowed to be distributed by IDOE is the amount appropriated by the general assembly to be used on State Tuition Support for any given year. Under [Indiana Code 20-43-2-1](#), if IDOE distributes less than what was appropriated by the general assembly, the excess amount will return to the state general fund. If the State Tuition Support distributions are calculated to exceed the amount appropriated by the general assembly however, [Indiana Code 20-43-2-2](#) allows the State Budget Agency to transfer enough money from the tuition reserve account to the state general fund to cover the difference, up to \$25 million. For fiscal year 2019 only, the maximum amount allowed to be transferred was increased to \$75 million but reverted back to a maximum of \$25 million the following fiscal year and thereafter.

In the event that the amount appropriated to be used for State Tuition Support plus the amount transferred by the State Budget Agency is still less than the amount calculated to be distributed as State Tuition Support, IDOE will proportionately reduce the monthly State Tuition Support payments made to school corporations so that the total reductions equal the amount of the excess.

The proportionately reduced amount is determined by a formula found in [Indiana Code 20-43-2-4](#) as illustrated below:

$$\begin{array}{l} \text{Amount of Tuition Support that} \\ \text{exceeds the combined amount of} \\ \text{the annual appropriation and the} \\ \text{amount transferred by the State} \\ \text{Budget Agency} \end{array} \times \frac{\begin{array}{l} \text{Projected Tuition Support} \\ \text{for the school corporation} \end{array}}{\begin{array}{l} \text{Projected Tuition Support} \\ \text{for all school corporations} \end{array}} = \begin{array}{l} \text{The amount reduced from a school} \\ \text{corporation's tuition support} \\ \text{payments} \end{array}$$

## State Tuition Support for Certain Students

Per [Indiana Code 20-26-11-31](#), adjustment is applied in cases in which a nonpublic alternative school enters into a contract with another school corporation to provide alternative education services for qualifying students. In these instances, a qualifying student is a student who had:

- 1) Dropped out of high school;
- 2) Been expelled; or
- 3) Been sent to the nonpublic alternative school due to the students' lack of success in the public school environment.

In applicable cases, the nonpublic alternative school would receive whichever distribution is higher between the State Tuition Support that would have been received by the school corporation where the student legally resides or the State Tuition Support that would have been received by the school corporation where the student is enrolled for ADM purposes.

## Other Adjustments

School corporations are also subject to “other adjustments,” which can further alter the actual State Tuition Support distribution a school corporation will receive. Other adjustments are adjustments made to the gross State Tuition Support payments made to a school corporation on a monthly basis. Other adjustments can increase or decrease a school corporation's actual payment. Other adjustments are specific to a school corporation based on the type of adjustment. Although not every school corporation will have an adjusted payment, general adjustment types include:

- 1) Repayment of common school or veteran loans;
- 2) Medicaid recovery;
- 3) Adjustments to correct incorrect data; or
- 4) Other statutorily or contractually required adjustments.

## Additional Information

Every biennium budget session, the State Tuition Support formula is updated and members of the Indiana General Assembly appropriate funds for the ensuing two fiscal years. The Office of School Finance will annually update this report to reflect actual spending based on the preceding fiscal year's formula output as a result of legislative changes. Because it provides the

primary operating revenue for school corporations, the State Tuition Support formula provides the school governing body the majority of its operating funds to implement the programs and services it feels provide the greatest benefit to students.

Data used in this report was pulled from the STN Application Center and the State Aid Application Center. For additional information related to State Tuition Support and other school finance topics, please view our website at <https://www.in.gov/doe/>. For questions concerning this report, please email [SchoolFinance@doe.in.gov](mailto:SchoolFinance@doe.in.gov).



Appendix A: FY2017 to FY2021 ADM by School Corporation

Corp	Corp Name	FY17 Fall ADM	FY17 Spring ADM	FY17 Average ADM	FY18 Fall ADM	FY19 Fall ADM	FY20 Fall Virtual NonVirtual ADM	FY20 Fall Virtual ADM	FY20 Spring NonVirtual ADM	FY20 Spring Virtual ADM	FY21 Sept 2020 NonVirtual ADM	FY21 Sept 2020 Virtual ADM	FY21 Feb 2021 NonVirtual ADM	FY21 Feb 2021 Virtual ADM
9545	21st Century Charter Sch of Gary	896.00	895.00	895.50	940.00	893.00	1,220.00	-	1,153.00	-	1,266.00	2.00	1,248.00	2.00
9970	Ace Preparatory Academy	33.00	32.00	33.50	81.00	90.00	163.00	-	155.00	-	161.00	-	164.00	1.00
0015	Adams Central Community Schools	1,257.50	1,237.10	1,247.30	1,279.00	1,292.00	1,280.00	-	1,271.00	-	1,289.00	-	1,272.00	-
5265	Alexandria Com School Corp	1,569.82	1,484.82	1,527.32	1,509.80	1,521.00	1,607.00	-	1,499.00	-	1,546.00	2.00	1,480.00	-
9065	Allegiant Preparatory Academy Charter School	-	-	-	-	-	65.00	-	71.00	-	-	-	105.00	-
5275	Anderson Community School Corp	6,796.00	6,725.00	6,760.50	6,819.00	6,715.00	6,576.00	-	6,530.00	-	6,339.00	20.00	6,314.50	15.00
9790	Anderson Preparatory Academy	812.00	807.00	809.50	744.00	753.00	773.00	-	760.00	-	843.00	-	810.00	-
9615	Andrew J Brown Academy	655.00	640.00	647.50	650.00	676.00	707.00	-	675.00	-	676.00	-	625.00	-
5470	Argos Community Schools	575.60	583.60	579.60	596.82	613.65	554.42	-	564.94	-	579.64	-	592.38	-
9685	Aspire Charter Academy	707.00	681.00	694.00	696.00	707.00	624.00	-	635.00	-	651.00	1.00	624.00	1.00
2435	Attica Consolidated Sch Corp	674.00	674.00	674.00	611.00	603.00	566.37	-	564.37	-	572.72	-	560.00	-
3315	Avon Community School Corp	9,392.00	9,372.00	9,382.00	9,527.50	9,749.00	9,842.00	2.00	9,846.00	9.00	9,900.00	7.00	9,894.00	3.00
9645	Avonville Meadows Academy	457.00	444.00	450.50	457.00	442.00	428.00	-	399.00	-	396.00	-	379.00	-
1315	Barr-Reeve Com Schools Inc	827.00	834.00	830.50	832.00	832.00	967.00	-	962.00	-	990.00	-	988.00	-
0365	Bartholomew Con School Corp	11,250.70	11,201.54	11,226.12	11,308.86	11,322.30	11,251.44	24.00	11,068.35	54.00	11,272.16	35.00	11,159.60	28.00
6895	Batesville Community Sch Corp	2,137.00	2,112.00	2,124.50	2,199.00	2,145.15	2,180.00	-	2,155.00	-	2,140.00	-	2,113.00	-
2260	Baugo Community Schools	1,911.00	1,878.00	1,894.50	1,890.00	1,885.12	1,921.00	0.12	1,915.12	-	1,869.00	-	1,855.00	1.00
5380	Beech Grove City Schools	3,170.58	3,176.15	3,173.37	3,215.00	3,033.00	2,996.35	-	2,953.41	-	3,061.00	1.00	3,014.00	3.00
0395	Benton Community School Corp	1,862.00	1,829.00	1,845.50	1,831.00	1,755.00	1,718.00	-	1,711.00	-	1,619.01	1.00	1,624.00	2.00
0515	Blackford County Schools	1,696.00	1,702.00	1,699.00	1,665.00	1,578.09	1,554.19	-	1,571.19	-	1,520.00	-	1,510.06	-
2920	Bloomfield School District	829.00	827.12	828.06	846.13	810.51	810.51	-	805.33	-	805.33	2.00	792.82	4.00
9855	Bloomington Project School	278.00	278.00	278.00	278.00	279.00	280.00	-	278.00	-	307.00	-	304.00	2.00
3405	Blue River Valley Schools	624.00	624.00	624.00	650.00	654.00	612.00	-	609.00	-	589.00	-	580.00	-
5480	Bremen Public Schools	1,488.67	1,473.55	1,481.11	1,487.68	1,492.28	1,463.80	-	1,448.80	-	1,461.93	-	1,442.43	-
0670	Brown County School Corporation	1,867.53	1,878.53	1,873.03	1,878.88	1,786.23	1,760.29	-	1,735.40	-	1,660.49	-	1,668.37	1.00
3305	Brownsburg Community Sch Corp	8,408.00	8,388.00	8,398.00	8,670.00	8,922.00	9,216.50	-	9,266.50	-	9,291.00	4.00	9,335.50	3.00
3695	Brownstown Cnt Com Sch Corp	1,585.12	1,574.12	1,579.62	1,597.00	1,587.00	1,572.00	-	1,525.00	-	1,485.00	1.00	1,485.00	3.00
9620	Burriss Laboratory School	644.00	635.00	639.50	670.00	669.00	673.00	-	665.00	-	671.00	-	670.00	-
3455	C A Beard Memorial School Corp	1,138.50	1,111.00	1,124.50	1,092.00	1,043.90	1,018.95	-	1,025.58	-	1,047.00	-	1,053.00	-
9725	Canaan Community Academy	87.00	88.00	87.50	103.00	124.00	148.00	1.00	141.00	-	144.00	-	128.00	-
6340	Camelton City Schools	244.00	242.00	243.00	243.00	255.00	252.00	-	244.00	-	240.00	-	251.00	-
9880	Career Academy at South Bend	266.00	266.23	266.12	301.00	305.00	345.00	-	322.00	-	359.00	2.00	346.00	2.00
9965	Career Academy Middle School	401.00	404.00	402.50	328.00	348.00	370.00	-	345.00	-	365.00	1.00	359.00	1.00
3060	Carmel Clay Schools	15,941.51	15,935.51	15,938.51	16,033.69	16,211.25	16,513.17	-	16,492.61	-	16,305.50	3.00	16,243.86	4.00
9755	Carpe Diem - Meridian Campus	132.00	123.00	127.50	-	-	-	-	-	-	-	-	-	-
9710	Carpe Diem Northwest	161.00	148.00	154.50	222.00	-	-	-	-	-	-	-	-	-
9630	Carpe Diem Shadeland	72.00	47.00	59.50	-	-	-	-	-	-	-	-	-	-
0750	Carroll Consolidated Sch Corp	1,114.00	1,111.00	1,117.50	1,086.00	1,086.00	1,068.00	-	1,083.00	-	1,031.00	-	1,014.00	-
2650	Caston School Corporation	693.00	693.00	693.00	672.00	669.00	683.00	-	687.00	-	671.00	-	671.00	-
4205	Center Grove Com Sch Corp	8,083.00	8,038.00	8,060.50	8,275.00	8,424.00	8,750.00	-	8,740.00	-	8,841.00	4.00	8,804.00	3.00
8360	Centerville-Abington Com Schs	1,687.00	1,681.00	1,684.00	1,731.00	1,741.00	1,746.00	-	1,725.00	-	1,745.00	-	1,732.00	-
6055	Central Noble Com School Corp	1,223.00	1,198.00	1,210.50	1,194.15	1,226.03	1,254.13	-	1,235.13	-	1,216.00	1.00	1,199.00	-
9445	Charles A Tindley Accelerated Schl	274.00	272.00	273.00	299.00	235.00	348.00	-	336.00	-	371.00	-	384.00	-
9310	Charter School of the Dunes	465.00	472.00	468.50	561.00	607.00	658.00	-	637.00	-	679.00	1.00	659.00	1.00
9395	Christ House Academy West	266.00	260.00	263.00	323.00	377.00	436.00	-	436.00	-	491.00	1.00	493.00	-
9150	Circles City Preparatory Academy	-	78.00	78.00	78.00	131.00	177.00	-	174.00	-	224.00	-	217.00	-
4145	Clark-Pleasant Com School Corp	6,454.59	6,389.59	6,422.09	6,546.12	6,633.59	6,748.65	-	6,716.35	-	6,762.66	3.00	6,737.66	-
1000	Clarksville Com School Corp	1,394.39	1,363.00	1,378.70	1,370.96	1,328.49	1,351.92	-	1,331.46	-	2,950.35	36.00	1,196.00	2,626.00
1125	Clay Community Schools	4,159.08	4,115.52	4,137.30	4,115.96	4,103.62	4,075.00	-	4,002.53	-	3,957.13	2.00	3,944.53	3.00
1150	Clinton Central School Corp	929.00	937.00	933.00	906.50	875.00	867.00	-	865.00	-	817.47	-	790.94	-
1160	Clinton Prairie School Corp	1,188.00	1,170.00	1,179.00	1,208.00	1,256.00	1,214.00	-	1,199.00	-	1,173.00	-	1,181.00	-
6750	Cloverdale Community Schools	1,176.00	1,157.00	1,166.50	1,105.00	1,079.00	1,052.00	-	1,032.00	-	989.00	1.00	1,173.00	3.00
9320	Community Montessori Inc	541.00	543.00	542.00	542.00	542.00	540.00	-	533.00	-	532.00	-	513.00	-
1170	Community Schools of Frankfort	3,144.00	3,078.10	3,111.05	3,110.13	3,126.22	3,126.58	-	3,134.58	-	3,079.73	1.00	3,009.71	1.00
2270	Concord Community Schools	5,371.94	5,324.94	5,348.44	5,264.41	5,341.50	5,236.42	-	5,138.94	-	5,174.88	10.00	5,138.92	11.00
2440	Covington Community Sch Corp	889.00	883.00	886.00	890.00	845.00	829.00	-	830.00	-	790.00	-	785.00	-
1900	Cowan Community School Corp	796.00	794.00	795.00	819.00	810.00	802.00	-	803.00	-	809.00	-	794.00	-
1300	Crawford Co Com School Corp	1,469.86	1,481.00	1,475.43	1,464.00	1,435.47	1,439.41	-	1,405.41	-	1,365.94	1.00	1,333.94	2.00
5855	Crawfordsville Com Schools	2,423.03	2,388.03	2,405.53	2,430.03	2,455.00	2,459.00	30.00	2,399.00	35.00	2,408.00	10.00	2,391.00	-
3710	Crothersville Community Schools	466.00	464.00	465.00	444.00	411.00	421.00	-	421.00	-	440.00	2.00	435.00	2.00
4660	Crown Point Community Sch Corp	8,363.81	8,308.81	8,336.31	8,452.35	8,633.02	8,726.08	-	8,750.08	-	8,677.39	-	8,615.39	3.00
5455	Culver Community Schools Corp	778.10	766.22	772.16	747.10	767.33	765.20	-	749.20	8.00	714.22	3.00	725.22	3.00
1940	Daleville Community Schools	934.00	943.00	938.50	948.00	963.00	973.00	-	983.00	-	1,017.00	-	997.00	-
9920	Damar Charter Academy	165.00	165.00	165.00	195.00	194.00	195.00	-	195.00	-	194.00	-	195.00	-
3325	Danville Community School Corp	2,463.24	2,475.56	2,469.40	2,477.87	2,522.17	2,494.19	-	2,455.05	-	2,456.12	1.00	2,473.17	4.00
1655	Decatur County Com Schools	1,970.00	1,967.00	1,968.50	1,983.00	1,949.00	1,924.00	-	1,918.00	-	1,857.00	2.00	1,837.00	4.00
1835	DeKalb Co Ctl United Sch Dist	3,609.00	3,570.00	3,589.50	3,491.00	3,527.00	3,494.00	-	3,473.06	2.00	3,367.00	1.00	3,370.00	3.00
1805	DeKalb Co Eastern Com Sch Dist	1,397.00	1,375.00	1,386.00	1,455.00	1,416.00	1,373.00	-	1,362.00	-	1,333.00	-	1,287.53	-
1875	Delaware Community School Corp	2,624.00	2,636.00	2,630.00	2,669.00	2,661.00	2,670.00	-	2,628.00	-	2,637.00	4.00	2,608.00	1.00
0755	Delphi Community School Corp	1,423.96	1,405.46	1,414.71	1,424.50	1,388.50	1,387.00	-	1,407.00	-	1,403.00	-	1,391.50	-
9870	Discovery Charter School	515.00	512.00	513.50	533.00	534.00	535.00	-	537.00	-	496.00	-	478.00	-
9795	Dr Robert H Faulkner Academy	120.00	112.00	116.00	85.00	85.00	85.00	-	85.00	-	-	-	-	-
9950	Dugger Ch Sch	307.00	315.00	311.00	348.00	398.00	501.00	-	506.00	-	539.00	1.00	541.00	1.00
6470	Duneland School Corporation	5,858.00	5,809.00	5,833.50	5,840.00	5,872.00	5,875.00	-	5,848.00	-	5,821.00	5.00	5,791.00	3.00
8690	Dynamic Minds Academy	-	-	-	-	-	112.00	-	122.00	-	105.00	-	105.00	-
0255	East Allen County Schools	9,451.62	9,425.39	9,438.51	9,687.88	9,796.74	9,862.39	-	9,764.96	-	9,742.53	5.00	9,629.75	5.00
9595	East Chicago Lighthouse Charter	450.00	441.00	445.50	499.00	495.00	500.00	-	500.00	-	521.00	-	520.00	-
9555	East Chicago Urban Enterprise Acad	433.00	416.00	424.50	420.00	415.00	409.00	-	404.00	-	411.00	-	419.00	-
2725	East Gibson School Corporation	895.00	871.00	883.00	871.00	855.00	865.00							

**Appendix A: FY2017 to FY2021 ADM by School Corporation**

Corp	Corp Name	FY17 Fall ADM	FY17 Spring ADM	FY17 Average ADM	FY18 Fall ADM	FY19 Fall ADM	FY20 Fall NonVirtual ADM	FY20 Fall Virtual ADM	FY20 Spring NonVirtual ADM	FY20 Spring Virtual ADM	FY21 Sept 2020 NonVirtual ADM	FY21 Sept 2020 Virtual ADM	FY21 Feb 2021 NonVirtual ADM	FY21 Feb 2021 Virtual ADM	
7995	Evansville Vanderburgh Sch Corp	22,214.68	21,930.18	22,072.43	22,190.25	22,017.07	21,923.63	107.00	21,844.11	82.00	21,521.14	39.00	21,276.42	32.00	
2155	Fairfield Community Schools	2,141.41	2,140.56	2,140.99	2,155.90	2,186.01	2,204.67	1.00	2,204.28	-	2,168.52	1.00	2,161.54	1.00	
2395	Fayette County School Corp	3,348.18	3,348.18	3,379.18	3,292.18	3,250.56	3,184.49	-	3,149.49	-	3,110.19	2.00	3,062.00	1.00	
0370	Flat Rock-Hawcreek School Corp	859.00	861.00	859.50	881.00	905.00	942.00	-	951.00	-	983.00	-	963.00	-	
0745	Fort Wayne Community Schools	28,505.32	28,442.84	28,474.08	28,539.32	28,537.30	28,539.32	-	28,261.44	-	27,734.00	49.00	27,611.00	25.00	
4225	Franklin Community School Corp	5,078.87	4,999.44	5,039.16	5,096.99	5,045.78	5,050.85	-	4,984.86	-	4,928.86	8.00	4,863.16	10.00	
2475	Franklin County Com Sch Corp	2,451.78	2,384.32	2,418.05	2,321.00	2,223.00	2,111.00	19.00	2,033.00	7.00	2,033.00	-	2,008.00	2.00	
5310	Franklin Township Com Sch Corp	9,098.00	9,051.00	9,074.50	9,297.50	9,552.00	10,119.00	-	10,051.00	-	10,331.00	18.00	10,406.90	19.00	
5245	Frankton-Lapel Community Schs	3,042.55	3,011.55	3,027.05	3,032.50	3,032.00	3,002.00	18.00	3,003.00	-	2,957.00	2.00	2,949.00	1.00	
7605	Fremont Community Schools	924.10	923.12	923.61	955.53	974.00	979.48	-	966.96	-	965.24	-	961.24	-	
8525	Frontier School Corporation	671.00	668.00	669.50	674.00	666.18	655.26	-	655.26	-	632.12	1.00	620.24	1.00	
1820	Garrett-Keiser-Butler Corp	1,794.24	1,772.24	1,783.24	1,788.00	1,764.00	1,776.00	-	1,774.00	-	1,727.00	1.00	1,704.00	4.00	
4890	Garvy Community School Corp	5,856.00	5,951.00	5,903.50	5,275.00	5,056.00	4,768.00	14.00	4,756.00	30.00	4,537.00	7.00	4,437.00	8.00	
9535	Gary Lighthouse Charter School	1,507.00	1,497.00	1,502.00	1,539.00	1,422.00	1,350.00	-	1,338.00	-	1,320.00	2.00	1,310.00	2.00	
9885	Gary Middle College	157.00	143.00	150.00	51.00	146.00	114.00	-	119.00	-	96.00	-	116.00	-	
9070	Gary Middle College West	-	-	-	-	74.00	97.00	-	86.00	-	64.00	-	67.00	-	
9665	Geist Montessori Academy	379.00	369.00	374.00	373.00	379.00	366.00	-	350.00	-	269.00	-	263.00	-	
2315	Goshen Community Schools	6,514.82	6,471.82	6,493.32	6,572.00	6,530.00	6,571.00	-	6,496.21	-	6,325.21	3.00	6,281.75	2.00	
1010	Greater Clark County Schools	10,272.30	10,221.20	10,246.75	10,115.15	10,095.95	10,144.20	16.00	10,042.75	28.00	10,297.55	15.00	10,212.10	17.00	
2120	Greater Jasper Con Schs	3,167.00	3,139.00	3,153.00	3,128.00	3,129.00	3,168.00	-	3,147.00	-	3,168.00	-	3,160.00	-	
6755	Greensville Community Sch Corp	1,864.26	1,841.26	1,852.76	1,861.13	1,849.13	1,790.00	-	1,757.00	-	1,717.00	-	1,704.00	-	
3125	Greenfield-Central Com Schools	4,491.22	4,459.24	4,483.33	4,459.38	4,457.48	4,375.48	2.00	4,390.07	-	4,305.77	5.00	4,272.77	3.00	
1730	Greensburg Community Schools	2,222.20	2,197.03	2,209.62	2,150.00	2,098.00	2,098.00	19.00	2,097.00	15.00	2,084.00	2.00	2,054.00	2.00	
4245	Greenwood Community Sch Corp	3,856.00	3,904.00	3,880.00	4,004.00	3,988.90	3,996.00	-	3,952.00	-	3,948.00	4.00	3,906.00	10.00	
4700	Griffith Public Schools	2,455.00	2,393.00	2,424.00	2,416.00	2,412.00	2,252.00	-	2,222.00	-	1,999.00	2.00	1,980.00	3.00	
7610	Hamilton Community Schools	329.00	326.00	327.50	282.00	287.00	290.00	-	298.00	-	320.00	-	313.00	-	
3025	Hamilton Heights School Corp	2,279.18	2,250.64	2,264.91	2,259.62	2,240.01	2,251.97	-	2,229.94	-	2,193.11	1.00	2,174.73	7.00	
3005	Hamilton Southeastern Schools	21,144.46	21,149.53	21,129.53	21,347.99	21,484.62	21,807.88	-	21,873.02	-	21,383.51	12.00	21,325.37	14.00	
9705	Hammond Academy of Science & Tech	553.00	558.00	545.50	538.00	559.00	569.00	-	554.00	-	575.00	1.00	557.00	1.00	
4580	Hanover Community School Corp	2,203.00	2,172.00	2,187.50	2,273.00	2,281.26	2,443.00	1.00	2,464.00	1.00	2,488.00	-	2,510.00	-	
9990	Heritage Inst of Arts and Tech	148.00	177.00	162.50	227.00	161.00	251.00	-	209.00	-	198.00	-	200.00	-	
9865	Hoosier Acad Virtual Charter	3,367.00	2,955.00	3,161.00	1,677.00	-	-	-	-	-	-	-	-	-	
9805	Hoosier Academy - Indianapolis	247.00	210.00	228.50	196.00	185.00	110.00	-	128.00	-	136.00	4.00	115.00	1.00	
9655	Hope Academy	25.00	39.00	32.00	27.00	27.00	30.00	-	25.00	-	-	-	-	-	
3625	Huntington Co Com Sch Corp	5,135.36	5,135.36	5,155.36	5,098.59	5,006.83	4,999.38	-	4,946.25	-	4,908.84	3.00	4,936.84	3.00	
9625	IN Acad for Sci Math Humanities	334.00	317.00	325.50	321.00	307.00	240.00	-	224.00	-	192.00	1.00	184.00	2.00	
9505	IN Agriculture and Technology Ch School	-	-	-	-	129.00	192.00	-	213.00	-	251.00	1.00	235.00	1.00	
9035	IN Career Academy HS Virtual Charter School	-	-	-	-	309.00	-	364.00	-	343.00	-	532.00	-	547.00	-
9490	Indiana College Preparatory School	262.00	198.00	230.00	246.00	68.00	-	-	-	-	-	-	-	-	
9905	Indiana Connections Academy	4,028.00	4,106.00	4,067.00	4,499.00	4,786.00	-	4,883.00	-	5,324.00	-	6,702.00	-	6,374.00	-
9375	Indiana Math and Science Acad South	198.00	202.00	200.00	-	-	-	-	-	-	-	-	-	-	
9785	Indiana Math and Science Academy	596.00	574.50	585.25	589.00	567.00	576.00	-	562.00	-	579.00	-	555.00	-	
9895	Indiana Math Science Academy North	559.00	546.00	552.50	674.50	689.00	696.00	-	679.00	-	728.00	2.00	703.00	2.00	
9155	Indiana Virtual Pathways Academy	-	-	-	2,972.00	6,232.00	-	-	-	-	-	-	-	-	
9890	Indiana Virtual School	2,910.00	3,690.00	3,300.00	3,381.00	988.00	-	-	-	-	-	-	-	-	
9760	Indianapolis Acad of Excel-Chng Fed Acn	94.00	94.00	94.00	131.00	146.00	-	-	-	-	-	-	-	-	
9770	Indianapolis Lighthouse East	277.00	272.00	274.50	376.00	359.00	-	-	-	-	-	-	-	-	
9670	Indianapolis Metropolitan High School	269.00	271.00	270.00	284.00	234.00	269.00	-	268.00	-	281.00	6.00	267.00	9.00	
8685	PLA at George H Fisher School 93	-	-	-	-	-	464.00	-	450.00	-	450.00	-	433.00	-	
8810	CSUSA Howe	534.00	505.00	519.50	490.00	566.00	597.00	-	510.00	-	-	-	-	-	
8815	CSUSA Manual	698.00	645.00	671.50	725.00	696.00	632.00	-	594.00	-	-	-	-	-	
8825	CSUSE Donnan	384.00	382.00	383.00	348.00	300.00	178.00	-	170.00	-	-	-	-	-	
8950	Phalen Leadership Academy at Francis Scott Key 103	0.00	0.00	0.00	0.00	0.00	0.00	0.00	0.00	0.00	448.00	0.00	490.00	0.00	
8980	Path Academy @ Stephen Foster INCS	0.00	0.00	0.00	0.00	0.00	0.00	0.00	0.00	0.00	499.00	0.00	516.00	0.00	
9010	Ignite	-	-	-	498.00	544.00	405.00	-	408.00	-	398.00	-	432.00	-	
9015	Purdue Polytech	-	-	-	154.00	259.00	368.00	-	367.00	-	529.00	7.00	514.00	8.00	
9040	Avondale Meadows MS	-	-	-	92.00	184.00	167.00	-	164.00	-	167.00	-	163.00	1.00	
9090	Matchbook Learning INCS	-	-	-	560.00	609.00	612.00	-	612.00	-	643.00	-	639.00	-	
9095	Urban Act Academy INCS	-	-	-	343.00	318.00	318.00	-	350.00	-	314.00	-	300.00	-	
9115	Kindezi	164.00	182.00	173.00	219.00	276.00	360.00	-	392.00	-	427.00	-	453.00	1.00	
9130	Adelante Schools @ Emma Donnan INCS	0.00	0.00	0.00	0.00	0.00	0.00	0.00	0.00	0.00	346.00	0.00	354.00	3.00	
9135	KIPP Indy Leacey High	-	-	-	-	121.00	-	-	122.00	-	255.00	1.00	255.00	-	
9145	Riverside HS	-	-	-	139.00	289.00	350.00	-	349.00	-	433.00	3.00	411.00	3.00	
9365	Enlace Academy	366.00	364.00	365.00	423.00	496.00	573.00	-	571.00	-	606.00	-	621.00	-	
9380	Christel House Academy South	719.00	697.00	708.00	660.00	664.00	676.00	-	663.00	-	673.00	-	668.00	-	
9650	Herron Charter	831.00	835.00	833.00	862.00	898.00	953.00	-	942.00	-	938.00	11.00	912.00	9.00	
9954	Phalen @ Louis B Russell	0.00	0.00	0.00	0.00	0.00	0.00	0.00	0.00	0.00	211.00	0.00	234.00	1.00	
9975	Global Prep	260.00	260.00	260.00	333.00	478.00	627.00	-	594.00	-	585.00	-	610.00	-	
5385	Indianapolis Public Schools Excluding INS and TSO	27,907.00	28,093.00	28,000.00	26,929.00	24,818.00	24,707.00	-	24,567.50	10.00	22,191.00	25.00	22,266.00	9.00	
9400	KIPP Indpls College Preparatory	306.00	304.00	305.00	303.00	295.00	298.00	-	292.00	-	371.00	-	362.00	-	
9410	KIPP Indy Unite Elementary	302.00	297.00	299.50	302.00	297.00	308.00	-	297.00	-	608.00	-	637.00	-	
9575	Indpls Lighthouse Charter School	908.00	899.00	903.50	921.00	880.00	937.00	-	906.00	-	965.00	-	954.00	-	
9120	Insight School of Indiana	651.00	761.00	706.00	784.00	811.00	-	837.00	811.00	890.00	-	640.00	-	538.00	-
9735	Inspire Academy	176.00	172.50	174.25	198.00	174.00	182.00	-	164.00	-	145.00	-	126.00	1.00	
8675	Invent Learning Hub	-	-	-	-	117.00	117.00	-	98.00	-	159.00	-	135.00	-	
9330	Irvington Community School	1,029.00	1,011.00	1,020.00	1,011.00	986.00	1,034.00	-	1,019.00	-	1,024.50	7.00	1,002.00	7.00	
6900	Jac-Cen-Del Community Sch Corp	857.00	849.00	853.00	841.00	818.00	809.00	7.00	800.00	6.00	775.00	5.00	776.00	1.00	
3945	Jay School Corp	3,379.34	3,357.84	3,368.59	3,266.05	3,129.98	3,146.00	-	3,121.00	7.00	2,999.00	6.00	2,956.00	5.00	
4015	Jennings County Schools	4,355.18	4,256.18	4,305.68	4,183.88	4,164.00	4,137.59	-	4,070.31	-	3,941.88	4.00	3,882.88	3.00	
7150	John Glenn School Corporation	1,901.00	1,892.00	1,896.50	1,928.00	1,960.00	1,960.00	-	1,959.00	-	1,985.00	-	1,985.00	-	
9495	Joshua Academy	167.00	166.00	166.50	187.00	200.50	247.00	-	227.00	-	243.00	-	228.00	-	
3785</															

Appendix A: FY2017 to FY2021 ADM by School Corporation

Corp	Corp Name	FY17 Fall ADM	FY17 Spring ADM	FY17 Average ADM	FY18 Fall ADM	FY19 Fall ADM	FY20 Fall Virtual NonVirtual ADM	FY20 Fall Virtual ADM	FY20 Spring NonVirtual ADM	FY20 Spring Virtual ADM	FY21 Sept 2020 NonVirtual ADM	FY21 Sept 2020 Virtual ADM	FY21 Feb 2021 NonVirtual ADM	FY21 Feb 2021 Virtual ADM
1620	Lawrenceburg Com School Corp	1,989.00	1,995.00	1,992.00	2,049.00	2,038.72	2,054.21	-	2,030.21	-	2,036.00	2.00	2,044.00	3.00
0665	Lebanon Community School Corp	3,457.23	3,448.00	3,452.62	3,485.00	3,434.00	3,388.00	-	3,346.00	17.00	3,302.00	21.00	3,251.00	15.00
1895	Liberty-Perry Com School Corp	1,208.00	1,195.00	1,201.50	1,228.00	1,195.00	1,204.00	-	1,202.00	-	1,221.00	-	1,201.00	-
2350	Linton-Stockton School Corp	1,423.50	1,401.00	1,412.25	1,414.00	1,371.00	1,369.00	-	1,348.00	-	1,325.00	-	1,331.00	-
0875	Logansport Community Sch Corp	4,142.25	4,122.25	4,132.25	4,157.00	4,127.43	4,146.43	5.00	4,158.67	4.00	4,195.65	2.00	4,195.65	3.00
5525	Loogootee Community Sch Corp	811.00	803.00	807.00	818.00	842.00	788.00	5.00	790.00	5.00	758.00	2.00	759.00	2.00
8445	M S D Bluffton-Harrison	1,571.69	1,545.46	1,558.58	1,597.87	1,615.46	1,643.66	-	1,652.35	-	1,634.69	-	1,655.23	-
6460	M S D Boone Township	1,162.00	1,145.00	1,153.50	1,127.00	1,148.00	1,125.00	-	1,115.00	-	1,055.00	-	1,061.00	1.00
5300	M S D Decatur Township	6,351.00	6,421.00	6,386.00	6,713.00	6,651.01	6,648.00	-	6,708.01	-	6,626.00	12.00	6,627.00	11.00
5330	M S D Lawrence Township	15,485.11	15,554.25	15,519.68	15,764.50	15,565.25	15,575.50	122.00	15,558.50	198.00	15,258.00	130.00	15,353.00	126.00
5925	M S D Martinsville Schools	4,602.00	4,557.00	4,579.50	4,488.00	4,301.00	4,227.39	-	4,176.39	-	3,832.01	12.00	3,828.00	5.00
6590	M S D Mount Vernon	2,066.04	2,026.00	2,046.32	2,033.41	1,985.57	2,016.88	-	2,003.18	-	1,998.04	3.00	1,981.31	3.00
6600	M S D North Posey Co Schools	1,409.13	1,388.13	1,398.63	1,406.13	1,396.00	1,408.10	-	1,376.10	-	1,390.61	-	1,395.61	-
4860	M S D of New Durham Township	895.00	878.00	886.50	892.00	897.00	883.00	-	887.00	-	882.00	1.00	890.00	1.00
5340	M S D Perry Township	15,799.93	15,832.48	15,816.21	16,299.50	16,401.15	16,745.37	-	16,578.72	-	16,621.34	25.00	16,478.04	24.00
5350	M S D Pike Township	11,225.00	11,219.00	11,222.00	11,192.00	11,073.00	11,237.80	-	11,237.80	-	10,809.88	7.00	10,781.32	8.00
2960	M S D Shakamak Schools	823.00	815.00	819.00	774.00	747.00	716.00	-	718.00	-	657.00	-	647.00	-
0125	M S D Southwest Allen County Schools	7,166.00	7,152.50	7,159.25	7,341.00	7,425.50	7,620.49	-	7,605.49	-	7,656.00	3.00	7,624.00	1.00
7615	M S D Steuben County	2,775.00	2,769.00	2,772.00	2,737.00	2,736.00	2,654.00	-	2,637.00	-	2,538.00	-	2,504.00	-
8050	M S D Wabash County Schools	2,038.00	2,078.00	2,058.00	2,112.50	2,012.00	2,060.00	-	2,129.12	-	2,023.41	-	2,073.94	-
8115	M S D Warren County	1,245.00	1,238.00	1,241.50	1,245.00	1,345.00	1,325.00	-	1,298.00	-	1,318.00	-	1,310.00	-
5360	M S D Warron Township	11,963.00	12,032.00	11,997.50	12,008.00	11,877.00	11,592.54	-	11,499.00	-	11,419.00	8.00	11,439.00	10.00
5370	M S D Washington Township	11,416.53	11,349.65	11,383.09	11,240.51	11,072.48	11,062.00	-	10,975.00	-	10,812.00	-	10,774.00	8.00
5375	M S D Wayne Township	16,126.08	16,120.40	16,123.24	16,316.27	16,470.95	16,560.85	330.00	16,457.56	328.00	16,287.00	169.00	16,053.00	309.00
5615	Maconaquah School Corp	2,261.00	2,252.00	2,256.50	2,198.00	2,103.00	2,097.00	-	2,057.00	-	2,030.65	2.00	1,981.31	2.00
3995	Madison Consolidated Schools	2,771.45	2,746.38	2,758.92	2,664.08	2,581.16	2,568.27	-	2,538.27	-	2,542.00	-	2,513.00	-
2825	Madison-Grant United Sch Corp	1,191.00	1,180.00	1,185.50	1,157.00	1,098.00	1,077.00	-	1,069.00	-	1,055.00	-	1,034.00	-
8045	Manchester Community Schools	1,579.00	1,594.50	1,586.75	1,585.00	1,571.13	1,525.26	-	1,489.93	-	1,353.48	1.00	1,360.48	-
9915	Marion Academy	165.00	223.00	204.00	242.00	169.00	-	-	-	-	-	-	-	-
2865	Marion Community Schools	3,593.00	3,614.00	3,603.50	3,510.00	3,590.00	3,591.00	-	3,588.00	-	3,529.00	3.00	3,536.00	2.00
9955	Mays Community Academy	174.00	180.00	177.00	181.00	212.00	223.00	-	213.00	-	191.00	-	176.00	-
3640	Medora Community School Corp	192.00	200.00	196.00	175.00	152.00	141.00	-	140.00	-	160.00	-	161.00	1.00
4600	Merrillville Community School	6,499.22	6,559.85	6,529.54	6,389.81	6,332.63	6,195.00	-	6,207.00	-	5,943.00	10.00	5,864.00	6.00
4925	Michigan City Area Schools	5,560.00	5,515.00	5,537.50	5,444.00	5,462.00	5,424.00	-	5,345.00	-	5,280.00	8.00	5,240.00	5.00
2275	Middlebury Community Schools	4,580.66	4,528.05	4,554.36	4,573.70	4,574.16	4,483.16	4.00	4,456.86	13.14	4,509.47	7.00	4,245.59	5.00
6910	Milan Community Schools	1,150.00	1,150.00	1,150.00	1,158.00	1,080.00	1,029.00	-	1,012.00	-	982.00	-	963.00	1.00
3335	Mill Creek Community Sch Corp	1,508.00	1,488.00	1,498.00	1,521.00	1,455.00	1,496.00	-	1,502.00	-	1,490.00	2.00	1,468.00	2.00
2855	Mississippi Community School Corp	2,420.00	2,402.00	2,411.00	2,385.00	2,313.00	2,352.00	-	2,338.00	-	2,298.00	1.00	2,284.00	2.00
5085	Mitchell Community Schools	1,586.00	1,586.00	1,586.00	1,585.00	1,551.00	1,551.00	-	1,483.50	-	1,480.00	1.00	1,429.00	1.00
6820	Monroe Central School Corp	1,042.00	1,035.00	1,038.50	1,059.00	1,070.00	1,060.00	-	1,049.00	-	1,063.00	-	1,068.00	3.00
5740	Monroe County Com Sch Corp	10,847.00	10,721.50	10,784.25	10,769.00	10,899.50	10,897.00	-	10,791.00	-	10,344.50	16.00	10,247.50	11.00
5900	Monroe-Gregg School District	1,514.00	1,531.00	1,522.50	1,490.00	1,494.00	1,489.00	-	1,495.00	-	1,451.00	-	1,488.00	-
5930	Mooresville Con School Corp	4,426.00	4,426.00	4,434.00	4,367.00	4,408.00	4,396.00	-	4,382.00	-	4,312.00	2.00	4,336.00	3.00
3135	Mt Vernon Community Sch Corp	3,823.00	3,824.00	3,828.00	3,982.00	4,121.00	4,193.00	11.00	4,151.00	11.00	4,299.00	3.00	4,258.00	3.00
1970	Muncie Community Schools	5,620.00	5,553.00	5,586.50	5,114.00	5,066.00	4,865.00	-	4,849.00	-	4,801.00	6.00	4,754.00	6.00
9790	Neighbors New Vista High School	230.00	240.00	245.00	195.00	230.00	217.00	-	221.00	-	174.00	-	189.00	1.00
8305	Nettle Creek School Corp	1,106.56	1,088.14	1,097.35	1,077.56	1,103.28	1,117.50	-	1,113.00	-	1,080.89	-	1,095.99	1.00
2400	New Albany-Floyd Co Con Sch	11,363.33	11,303.45	11,333.39	11,453.57	11,586.74	11,648.70	8.00	11,572.15	32.00	11,375.42	18.00	11,354.60	19.00
3445	New Castle Community Sch Corp	3,244.00	3,215.00	3,229.50	3,109.00	3,069.00	3,025.00	-	2,959.00	-	2,908.00	3.00	2,872.00	3.00
9340	New Community School	147.00	-	73.50	-	-	-	-	-	-	-	-	-	-
4805	New Prairie United School Corp	3,053.00	3,019.00	3,036.00	3,003.64	3,015.00	2,991.00	-	2,954.00	1.00	2,911.00	-	2,883.00	-
9930	Nexus Academy of Indianapolis	128.00	94.00	111.00	-	-	-	-	-	-	-	-	-	-
4255	Nineveh-Noblesville-Jackson United	1,805.00	1,793.00	1,799.00	1,833.00	1,864.06	1,878.17	64.00	1,834.17	127.00	1,888.17	4.00	1,899.17	2.00
3070	Noblesville Schools	10,289.00	10,203.00	10,246.00	10,420.97	10,448.22	10,466.00	-	10,385.41	-	10,367.00	2.00	10,297.13	10.00
0925	North Adams Community Schools	1,759.50	1,740.50	1,750.00	1,721.00	1,711.00	1,679.00	-	1,654.00	-	1,597.00	1.00	1,565.00	-
6375	North Central Parke Con Sch Corp	1,232.00	1,205.00	1,218.50	1,196.00	1,137.00	1,113.00	-	1,119.00	-	1,153.00	2.00	1,155.00	2.00
1375	North Daviess Com Schools	1,166.00	1,177.00	1,171.50	1,210.00	1,188.00	1,172.00	-	1,172.00	-	1,132.00	-	1,118.00	-
2735	North Gibson School Corp	2,024.26	2,005.52	2,014.89	2,012.26	1,998.43	1,969.77	-	1,937.40	-	1,931.01	5.00	1,873.64	2.00
3180	North Harrison Com School Corp	2,218.47	2,200.47	2,209.24	2,198.94	2,150.00	2,129.94	-	2,140.94	-	2,068.43	4.00	2,083.01	1.00
7515	North Judson-San Pierre Sch Corp	1,023.00	1,050.50	1,036.75	1,028.26	1,015.99	990.93	-	959.65	6.00	946.68	2.00	946.27	5.00
4315	North Knox School Corp	1,334.50	1,321.00	1,327.75	1,346.00	1,344.00	1,319.00	-	1,319.00	-	1,276.00	-	1,248.00	-
5075	North Lawrence Com Schools	4,869.90	4,863.66	4,866.78	4,841.29	4,667.00	4,593.00	-	4,534.00	-	4,272.00	-	4,220.50	8.00
5620	North Miami Community Schools	914.00	909.00	911.50	889.00	858.00	836.00	-	833.00	-	811.50	2.00	801.50	-
5855	North Montgomery Com Sch Corp	1,805.00	1,905.00	1,883.00	1,868.11	1,801.00	1,787.00	-	1,802.00	-	1,761.00	-	1,763.00	-
5945	North Newton School Corp	1,404.00	1,385.00	1,394.50	1,376.00	1,255.26	1,171.26	-	1,156.13	-	1,132.24	2.00	1,152.24	2.00
6715	North Putnam Community Schools	1,427.00	1,440.00	1,433.50	1,375.00	1,346.00	1,321.00	-	1,320.00	-	1,255.00	-	1,249.00	-
7385	North Spencer County Sch Corp	1,923.00	1,905.00	1,914.00	1,914.51	1,943.50	1,946.00	-	1,929.00	-	1,958.97	-	1,949.97	-
8010	North Vermillion Com Sch Corp	754.00	742.00	748.00	753.00	750.00	753.00	-	752.00	-	716.00	-	700.00	-
3295	North West Hendricks Schools	1,874.00	1,871.00	1,872.50	1,899.00	1,843.38	1,824.00	7.00	1,820.00	3.00	1,843.00	-	1,841.00	-
8515	North White School Corp	862.00	857.00	859.50	882.00	891.00	873.00	-	873.00	-	859.00	-	861.00	-
2040	Northeast Dubois Co Sch Corp	845.00	845.00	845.00	835.00	814.00	814.00	3.00	804.00	-	774.04	-	766.78	-
7645	Northeast School Corp	861.00	858.00	861.00	853.00	832.00	806.00	-	806.00	-	767.00	-	754.00	-
8375	Northeastern Wayne Schools	1,289.00	1,295.00	1,292.00	1,265.00	1,307.00	1,283.00	8.00	1,277.00	8.00	1,272.00	3.00	1,262.00	3.00
8435	Northern Wells Com Schools	2,418.66	2,409.77	2,414.22	2,463.42	2,485.61	2,490.38	-	2,453.92	-	2,425.82	1.00	2,424.2	

Appendix A: FY2017 to FY2021 ADM by School Corporation

Corp	Corp Name	FY17 Fall ADM	FY17 Spring ADM	FY17 Average ADM	FY18 Fall ADM	FY19 Fall ADM	FY20 Fall Virtual NonVirtual ADM	FY20 Fall Virtual ADM	FY20 Spring NonVirtual ADM	FY20 Spring Virtual ADM	FY21 Sept 2020 NonVirtual ADM	FY21 Sept 2020 Virtual ADM	FY21 Feb 2021 NonVirtual ADM	FY21 Feb 2021 Virtual ADM
9925	Phalen Ldrshp Acad - IN Inc	314.00	273.00	293.50	272.50	213.00	-	-	319.00	-	295.00	-	307.00	-
6445	Pike County School Corp pilotED Schools	1,829.00	1,826.00	1,827.50	1,752.00	1,700.00	1,685.00	-	1,693.00	-	1,622.00	-	1,576.00	1.00
9085	Pioneer Regional School Corp	-	923.00	920.50	959.52	79.00	160.00	-	152.00	-	183.00	-	180.00	-
0775	Plainfield Community Sch Corp	918.00	-	920.50	959.52	925.00	957.00	-	960.00	-	939.00	-	941.00	-
5330	Plymouth Community School Corp	5,343.00	5,343.00	5,343.00	5,421.29	5,371.00	5,421.29	-	5,556.00	-	5,594.00	3.00	5,325.00	3.00
5485	Portage Township Schools	3,598.61	3,591.74	3,595.18	3,511.64	3,469.45	3,429.53	-	3,392.53	-	3,384.39	2.00	3,312.51	2.00
6550	Porter Township School Corp	7,721.00	7,612.00	7,666.50	7,656.00	7,490.00	7,373.00	-	7,345.00	-	7,097.00	13.00	7,034.00	8.00
6520	Prairie Heights Com Sch Corp	1,341.00	1,357.00	1,349.00	1,388.00	1,425.00	1,462.00	-	1,443.00	-	1,370.00	1.00	1,372.00	1.00
4515	Purdue Polytech	1,279.00	1,274.00	1,276.50	1,299.00	1,308.50	1,382.00	-	1,346.00	-	1,348.00	1.00	1,326.50	-
8635	Randolph Central School Corp	1,499.00	-	1,493.50	1,474.00	1,427.00	1,367.00	-	1,342.00	-	1,312.00	-	1,315.00	-
6825	Randolph Eastern School Corp	850.00	860.00	855.00	870.00	855.00	870.00	-	865.00	-	875.00	2.00	874.00	2.00
6805	Renaissance Academy Charter	523.00	512.00	517.50	542.00	506.00	548.00	-	479.00	-	467.00	1.00	470.00	1.00
9690	Rensselaer Central School Corp	245.00	244.00	245.00	255.00	229.00	241.00	-	241.00	-	247.00	-	245.00	-
3815	Richard-Bean Blossom C S C	1,587.53	1,569.82	1,578.68	1,552.16	1,553.32	1,532.75	-	1,524.73	-	1,437.63	1.00	1,405.52	-
5705	Richmond Community Schools	2,730.00	2,721.00	2,725.50	2,696.50	2,596.50	2,663.00	-	2,646.00	-	2,606.00	-	2,559.00	1.00
8385	Rising Sun-Ohio Co Com	4,731.00	4,640.00	4,685.50	4,691.00	4,601.00	4,594.00	-	4,483.15	-	4,394.00	2.00	4,402.00	1.00
6080	River Forest Community Sch Corp	770.00	784.00	777.00	796.00	797.00	817.00	4.00	805.00	3.00	810.00	1.00	823.00	1.00
4590	Rochester Community Sch Corp	1,532.00	1,564.00	1,548.00	1,632.00	1,661.00	1,587.00	-	1,543.00	-	1,565.00	1.00	1,566.00	1.00
2645	Rock Creek Community Academy	1,821.32	1,823.32	1,823.32	1,759.24	1,703.25	1,697.25	-	1,680.25	-	1,711.13	2.00	1,660.13	-
9875	Rossville Com Schol District	507.00	507.00	507.00	492.00	492.00	552.00	-	575.00	-	614.00	1.00	595.00	1.00
1180	Rural Community Schools Inc	996.00	996.00	996.00	982.00	971.00	984.00	-	977.00	-	928.00	-	919.00	-
9465	Rush County Schools	166.00	173.00	169.50	176.00	130.00	95.00	-	93.00	-	97.00	-	98.00	-
6995	Salem Community Schools	2,089.00	2,083.00	2,086.00	2,069.00	2,029.00	1,961.00	-	1,954.00	-	1,923.00	-	1,870.00	-
8205	School City of East Chicago	1,909.94	1,921.94	1,915.94	1,892.47	1,819.00	1,788.00	1.00	1,776.00	-	1,748.00	3.00	1,736.00	4.00
4670	School City of Hammond	4,421.00	4,421.00	4,421.00	4,204.00	3,742.00	3,707.00	-	3,664.00	-	3,464.00	6.00	3,417.00	7.00
4710	School City of Hobart	13,142.00	13,098.00	13,120.00	13,064.00	12,519.00	12,172.00	22.00	12,130.00	20.00	11,731.00	34.00	11,665.00	36.00
4730	School Town of Highland	4,002.42	3,966.42	3,984.42	4,005.43	4,028.37	4,025.00	-	4,017.00	-	3,917.00	4.00	3,892.00	-
7200	School Town of Munster	5,124.00	5,096.00	5,110.00	5,185.00	5,203.31	5,165.76	-	5,132.10	-	5,044.62	11.00	5,095.91	13.00
4720	School Town of Speedway	3,189.00	3,158.00	3,173.50	3,242.00	3,287.00	3,287.00	-	3,167.00	-	3,076.00	4.00	3,074.00	3.00
4740	Scott County School District 1	3,948.01	3,962.00	3,955.01	3,999.02	4,098.02	4,136.02	-	4,109.02	-	4,037.00	4.00	4,044.00	2.00
5400	Scott County School District 2	1,803.00	1,796.00	1,799.50	1,855.00	1,797.00	1,864.00	-	1,841.00	-	1,801.00	-	1,782.00	-
7230	SE Neighborhood Sch of Excellence	1,175.00	1,150.00	1,162.50	1,195.00	1,219.00	1,214.00	-	1,208.00	-	1,197.00	-	1,205.00	-
7255	Seven Oaks Classical School	2,677.00	2,677.00	2,677.00	2,652.00	2,579.00	2,592.00	-	2,579.00	-	2,573.00	2.00	2,550.00	2.00
9485	Seymour Community Schools	550.00	541.00	545.50	596.00	595.00	607.00	-	604.00	-	640.00	1.00	632.00	1.00
9985	Shelby Eastern Schools	161.00	166.00	163.50	223.00	326.00	352.00	-	334.00	-	385.00	-	410.00	-
3675	Shelbyville Central Schools	4,668.00	4,623.00	4,645.50	4,665.00	4,837.00	5,183.00	-	5,198.00	-	5,144.00	-	5,130.00	1.00
7285	Shenandoah School Corporation	1,175.00	1,177.00	1,177.00	1,175.00	1,115.00	1,104.00	-	1,107.00	-	1,132.00	-	1,107.00	-
7365	Sheridan Community Schools	3,917.50	3,907.00	3,912.25	3,897.00	3,878.00	3,888.00	-	3,864.00	-	3,752.00	1.00	3,738.00	1.00
3435	Shoals Community School Corp	1,393.00	1,407.00	1,400.00	1,407.00	1,413.00	1,350.00	-	1,321.00	-	1,310.00	-	1,313.00	1.00
3055	Signature School Inc	1,032.00	1,031.00	1,031.50	1,083.00	1,045.00	1,032.00	1.00	1,045.00	1.00	1,043.00	3.00	1,019.00	3.00
5520	Smith Academy for Excellence	579.00	574.00	576.50	572.00	616.00	615.00	-	628.00	-	612.00	-	610.00	-
9315	South Adams Schools	363.00	351.00	357.00	366.00	392.00	398.00	-	391.00	-	390.00	-	373.00	-
9760	South Bend Community Sch Corp	73.00	73.00	73.00	75.00	87.00	80.00	-	89.00	-	83.00	-	79.00	-
8625	South Central Com School Corp	1,196.00	1,186.00	1,191.00	1,182.00	1,149.00	1,163.00	-	1,164.00	-	1,178.13	-	1,157.13	1.00
0035	South Dearborn Com School Corp	1,254.52	1,254.39	1,254.46	1,223.79	1,209.39	1,209.39	1.00	1,223.00	1.00	1,223.00	-	1,191.54	-
7205	South Gibson School Corp	17,222.57	17,095.57	17,159.07	16,801.73	16,590.40	15,902.38	-	15,849.38	-	15,430.91	30.00	15,235.91	94.00
4940	South Harrison Com Schools	937.00	937.00	937.00	919.00	912.00	926.00	-	926.00	-	936.00	1.00	934.00	-
1600	South Knox School Corp	2,505.00	2,482.00	2,493.50	2,449.00	2,321.00	2,189.00	-	2,225.00	-	2,088.00	-	2,077.00	-
2765	South Madison Com Sch Corp	1,967.09	1,966.27	1,966.68	2,009.54	2,025.82	2,066.05	-	2,038.47	-	2,028.31	1.00	2,018.32	1.00
3190	South Montgomery Com Sch Corp	3,002.35	3,008.43	3,005.39	3,020.76	2,980.84	3,054.43	38.00	3,022.86	39.00	2,995.79	6.00	3,003.46	9.00
3415	South Newton School Corp	830.00	832.00	831.00	814.00	750.00	742.00	-	733.00	-	728.00	-	723.00	-
4325	South Putnam Community Schools	1,244.00	1,251.00	1,247.50	1,252.00	1,249.00	1,262.00	2.00	1,266.00	2.00	1,248.00	1.00	1,224.00	1.00
5255	South Ripley Com Sch Corp	4,486.00	4,491.00	4,488.50	4,466.00	4,358.00	4,317.00	21.00	4,281.00	36.00	4,292.29	26.00	4,310.29	22.00
5845	South Spencer County Sch Corp	1,684.00	1,689.00	1,676.50	1,639.00	1,661.00	1,636.00	-	1,618.00	-	1,567.00	1.00	1,562.00	1.00
5995	South Vermillion Com Sch Corp	853.00	857.00	855.00	881.27	835.00	832.00	-	789.00	-	798.00	-	797.00	-
6705	Southwestern-Jefferson Co Com	1,138.43	1,143.30	1,140.87	1,123.00	1,065.00	1,074.00	-	1,068.00	-	1,044.00	-	1,045.00	-
6865	Spencer-Owen Community Schools	1,133.00	1,149.00	1,141.00	1,182.00	1,116.00	1,144.00	-	1,133.00	-	1,093.00	-	1,080.00	-
7445	Springs Valley Com School Corp	1,202.38	1,192.45	1,197.42	1,213.95	1,168.92	1,156.48	-	1,140.36	-	1,123.12	-	1,106.12	-
8020	Steel City Academy(Global Leadership Acad	1,711.00	1,682.00	1,696.50	1,707.00	1,643.00	1,663.00	-	1,661.00	-	1,637.00	4.00	1,597.00	-
2100	Southeast Dubois Co Sch Corp	1,245.65	1,253.65	1,249.65	1,278.00	1,261.28	1,243.28	-	1,251.28	-	1,251.28	-	1,213.10	-
2455	Southeast Fountain School Corp	1,071.00	1,057.00	1,064.00	1,034.00	1,045.00	1,054.00	2.00	1,013.00	2.00	1,015.00	-	1,013.00	-
0815	Southern Hancock Co Com Sch Corp	1,343.00	1,320.00	1,331.50	1,311.25	1,338.50	1,335.88	-	1,329.10	-	1,297.45	1.00	1,299.82	-
3115	Southern Wells Com Schools	3,439.50	3,433.50	3,436.50	3,586.00	3,586.00	3,680.00	-	3,644.00	-	3,638.00	-	3,573.00	-
8425	Southwest Dubois Co Sch Corp	842.00	829.00	835.50	878.11	864.81	872.00	-	862.00	-	823.00	-	833.00	-
2110	Southwest Parke Com Sch Corp	1,731.00	1,727.00	1,729.00	1,719.00	1,719.00	1,777.00	-	1,763.00	-	1,774.00	1.00	1,758.00	1.00
6260	Southwestern Con Sch Shelby Co	1,024.00	1,009.00	1,016.50	1,000.00	1,004.00	986.00	-	984.00	-	982.00	-	955.00	-
7715	Spencer-Owen Community Schools	1,718.00	1,683.00	1,700.50	1,698.00	1,719.00	1,734.00	-	1,719.00	-	1,725.00	2.00	1,717.00	1.00
7360	Springs Valley Com School Corp	583.00	581.00	582.00	584.00	607.00	551.00	2.00	550.00	1.00	545.00	1.00	544.00	1.00
4000	Springs Valley Com School Corp	1,322.00	1,318.00	1,320.00	1,333.00	1,319.02	1,262.00	-	1,253.00	5.00	1,258.00	3.00	1,245.00	4.00
6185	Steel City Academy(Global Leadership Acad	2,482.42	2,482.44	2,482.43	2,452.65	2,366.91	2,369.00	-	2,369.00	-	2,213.00	2.00	2,099.00	2.00
6160	Success Academy Primary School	855.00	843.00	849.00	850.00	834.00	805.00	10.00	862.00	9.00	837.00	5.00	833.00	-
9980	Summan-Dearborn Com Sch Corp	155.00	137.00	146.00	146.00	147.00	148.00	-	142.00	-	411.00	-	410.00	1.00
9960	Sumner-Dearborn Com Sch Corp	480.00	476.00	478.00	647.00	611.00	629.00	-	597.00	-	610.00	-	593.00	-
1560	Switzerland County School Corp	3,813.00	3,773.00	3,793.00	3,793.00	3,673.23	3,668.23	-	3,649.23	-	3,694.42	2.00	3,669.42	2.00
7775	Taylor Community School Corp	1,486.00	1,476.50	1,481.25	1,459.00	1,472.00	1,449.00	-	1,434.00	-	1,433.00	-	1,446.00	1.00
3460	T													

Appendix A: FY2017 to FY2021 ADM by School Corporation

Corp	Corp Name	FY17 Fall ADM	FY17 Spring ADM	FY17 Average ADM	FY18 Fall ADM	FY19 Fall ADM	FY20 Fall NonVirtual ADM	FY20 Fall Virtual ADM	FY20 Spring NonVirtual ADM	FY20 Spring Virtual ADM	FY21 Sept 2020 NonVirtual ADM	FY21 Sept 2020 Virtual ADM	FY21 Feb 2021 NonVirtual ADM	FY21 Feb 2021 Virtual ADM
8535	Tri-County School Corp	725.43	712.43	718.93	720.00	647.00	684.00	-	704.00	-	709.00	-	718.00	-
4645	Tri-Creek School Corp	3,309.01	3,281.01	3,295.01	3,288.78	3,287.50	3,247.00	6.00	3,229.00	4.00	3,166.00	1.00	3,154.50	2.00
5495	Triton School Corporation	899.00	911.00	905.00	909.13	923.13	922.25	-	907.25	-	880.00	-	857.00	-
4915	Tri-Township Cons School Corp	383.02	379.02	381.02	367.00	370.00	339.00	-	349.00	-	337.00	-	335.00	-
8565	Twin Lakes School Corp	2,341.00	2,331.00	2,340.00	2,391.00	2,364.00	2,320.00	-	2,290.00	-	2,189.00	1.00	2,168.00	-
7950	Union Co-Clg Corner Joint Sch Dist	1,411.00	1,397.00	1,404.00	1,355.00	1,295.00	1,278.00	-	1,293.00	-	1,297.00	2.00	1,272.00	1.00
6795	Union School Corporation	254.00	285.00	269.50	804.00	3,273.00	245.00	4,151.32	260.15	4,336.00	3,193.00	3,275.07	273.00	6,061.00
6530	Union Township School Corp	1,467.00	1,465.00	1,466.00	1,452.00	1,464.00	1,474.00	-	1,497.00	-	1,443.00	-	1,447.29	-
7215	Union-North United School Corp	1,116.00	1,145.00	1,130.50	1,181.00	1,203.01	1,283.40	-	1,295.40	-	1,246.39	-	1,257.52	-
6560	Valparaiso Community Schools	6,253.40	6,238.23	6,245.82	6,278.25	6,320.18	6,311.51	-	6,316.01	-	6,250.72	5.00	6,224.87	2.00
9080	Vanguard Collegiate of Indianapolis	-	-	-	-	61.00	76.00	-	79.00	-	87.00	-	92.00	-
9360	Veritas Academy	90.00	75.00	82.50	-	-	-	-	-	-	-	-	-	-
8030	Vigo County School Corp	14,710.00	14,397.00	14,553.50	14,474.00	14,363.00	14,076.00	109.00	13,825.00	137.00	13,532.12	69.00	13,276.18	93.00
4335	Vincennes Community Sch Corp	2,675.00	2,673.00	2,674.00	2,693.00	2,716.00	2,698.00	-	2,628.00	-	2,694.00	2.00	2,687.00	2.00
9935	Vision Academy	446.00	418.00	432.00	446.00	427.00	444.00	-	430.00	-	418.00	-	422.00	-
8060	Wabash City Schools	1,497.00	1,479.00	1,488.00	1,520.00	1,544.12	1,516.13	-	1,477.13	-	1,468.00	1.00	1,456.00	2.00
2285	Wa-Nee Community Schools	3,037.80	3,046.80	3,042.30	3,059.44	3,062.80	3,049.00	34.00	3,013.00	42.00	2,913.00	6.00	2,914.64	-
8130	Warrick County School Corp	10,228.00	10,130.00	10,179.00	10,197.51	10,144.00	10,087.00	-	10,037.00	-	9,906.00	4.00	9,915.00	5.00
4415	Warsaw Community Schools	6,993.64	6,926.50	6,960.07	6,971.20	6,908.46	6,937.30	-	6,856.18	-	6,766.44	4.00	6,661.15	3.00
1405	Washington Com Schools	2,591.37	2,579.73	2,585.55	2,602.06	2,570.82	2,505.95	-	2,452.49	-	2,403.32	1.00	2,422.32	-
4345	Wawasee Community School Corp	3,039.52	3,045.52	3,042.52	3,027.10	2,956.01	2,905.33	-	2,857.51	-	2,824.39	-	2,774.80	-
1885	Wes-Del Community Schools	830.00	831.00	830.50	885.00	874.00	847.00	-	836.00	-	834.00	4.00	846.00	2.00
6630	West Central School Corp	825.00	804.00	814.50	775.00	755.00	735.00	-	710.00	-	671.00	-	656.00	-
0940	West Clark Community Schools	4,686.56	4,664.12	4,675.34	4,683.00	4,562.00	4,547.40	-	4,533.77	-	-	-	-	-
7875	West Lafayette Com School Corp	2,262.00	2,261.50	2,261.75	2,317.50	2,341.00	2,342.50	-	2,302.00	-	2,255.00	3.00	2,252.00	1.00
6065	West Noble School Corporation	2,385.00	2,369.00	2,377.00	2,377.47	2,295.93	2,277.96	-	2,226.96	-	2,189.00	2.00	2,197.00	1.00
8220	West Washington School Corp	790.00	796.00	793.00	795.00	845.00	876.00	-	880.00	-	904.00	2.00	876.00	2.00
0615	Western Boone Co Com Sch Dist	1,664.00	1,639.00	1,651.50	1,665.00	1,661.00	1,680.00	-	1,671.00	-	1,633.00	-	1,634.00	2.00
3490	Western School Corp	2,649.00	2,631.00	2,640.00	2,629.00	2,665.00	2,609.00	-	2,582.00	-	2,556.00	1.00	2,539.00	3.00
8355	Western Wayne Schools	965.00	976.00	976.50	953.00	871.00	824.00	-	818.00	-	795.00	1.00	786.00	1.00
3030	Westfield-Washington Schools	7,510.05	7,548.05	7,529.05	7,834.05	8,029.05	8,335.73	-	8,309.78	-	8,360.00	6.00	8,354.00	6.00
4525	Westview School Corporation	2,237.00	2,222.00	2,229.50	2,207.00	2,218.00	2,211.00	-	2,231.00	-	2,105.00	-	2,063.00	-
2980	White River Valley Sch Dist	766.00	767.00	766.50	769.00	768.00	750.00	-	767.00	-	769.00	-	762.00	-
4760	Whiting School City	1,158.00	1,147.00	1,152.50	1,162.00	1,203.00	1,209.00	-	1,200.00	-	1,166.00	1.00	1,153.00	1.00
4455	Whitko Community School Corp	1,435.00	1,436.00	1,435.50	1,348.00	1,321.00	1,287.00	3.00	1,284.00	-	1,236.36	-	1,232.36	-
8665	Whitley Co Cons Schools	3,462.00	3,467.00	3,464.50	3,537.00	3,519.00	3,570.00	-	3,520.00	-	3,472.00	-	3,464.00	-
9845	Xavier School of Excellence	215.00	194.00	204.50	191.00	-	-	-	-	-	-	-	-	-
1910	Yorktown Community Schools	2,548.00	2,525.00	2,536.50	2,597.00	2,650.00	2,693.00	-	2,675.00	-	2,700.00	1.00	2,657.00	-
0630	Zionsville Community Schools	6,610.94	6,625.55	6,618.25	6,796.02	6,981.64	7,141.00	-	7,160.00	-	7,241.00	3.00	7,279.00	1.00
0935	Barden-Henryville School Corporation	0.00	0.00	0.00	0.00	0.00	0.00	0.00	0.00	0.00	1737.44	1.00	1709.43	0.00
0945	Silver Creek School Corporation	0.00	0.00	0.00	0.00	0.00	0.00	0.00	0.00	0.00	2790.98	2.00	2809.98	2.00
8940	James & Rosemary Phalen Leadership Academy High School	0.00	0.00	0.00	0.00	0.00	0.00	0.00	0.00	0.00	329.00	4.00	321.00	4.00
8960	Purdue Polytechnic South Bend	0.00	0.00	0.00	0.00	0.00	0.00	0.00	0.00	0.00	28.00	0.00	37.00	1.00
8970	GEO Next Generation Academy - Indianapolis	0.00	0.00	0.00	0.00	0.00	0.00	0.00	0.00	0.00	99.00	3.00	89.00	2.00
8990	HIM by HER Collegiate School for the Arts	0.00	0.00	0.00	0.00	0.00	0.00	0.00	0.00	0.00	58.00	0.00	58.00	0.00
9000	Phalen Virtual Leadership Academy	0.00	0.00	0.00	0.00	0.00	0.00	0.00	0.00	0.00	38.00	0.00	38.00	0.00
9140	BELIEVE Circle City High School	0.00	0.00	0.00	0.00	0.00	0.00	0.00	0.00	0.00	53.00	0.00	53.00	0.00
9170	Rooted School Inc.	0.00	0.00	0.00	0.00	0.00	0.00	0.00	0.00	0.00	58.00	0.00	57.00	0.00
9651	Hope Academy	0.00	0.00	0.00	0.00	0.00	0.00	0.00	0.00	0.00	21.00	0.00	26.00	0.00
	Statewide	1,027,134.65	1,022,221.38	1,024,678.02	1,030,851.32	1,028,177.31	1,012,086.79	11,764.44	1,004,235.69	12,791.14	996,271.72	12,702.00	985,332.89	18,101.00

Note that total ADM counts for school corporations 5385 and 4690 include innovation network charter schools and turnaround academies.

## Appendix B: FY2017 State Tuition Support by School Corporation

Corp	Corp Name	FY17 Basic Grant	FY17 Complexity	FY17 Special	FY17 Career and	FY17 Honors Grant	FY17 State
			Grant	Education Grant	Technical Education Grant		
9545	21st Century Charter Sch of Gary	\$ 4,556,304.00	\$2,145,528	\$257,200	\$0	\$6,600	\$6,965,632.00
9970	Ace Preparatory Academy	\$ 170,448.00	\$46,107	\$2,300	\$0	\$0	\$218,855.00
0015	Adams Central Community Schools	\$ 6,346,262.00	\$438,776	\$524,000	\$148,950	\$53,000	\$7,510,988.00
5265	Alexandria Com School Corp	\$ 7,771,004.00	\$1,421,569	\$906,250	\$95,700	\$52,200	\$10,246,723.00
5275	Anderson Community School Corp	\$ 34,397,424.00	\$11,232,977	\$5,405,250	\$905,700	\$82,200	\$52,023,551.00
9790	Anderson Preparatory Academy	\$ 4,118,736.00	\$917,892	\$402,700	\$0	\$21,800	\$5,461,128.00
9615	Andrew J Brown Academy	\$ 3,294,480.00	\$1,249,558	\$144,000	\$0	\$0	\$4,688,038.00
5470	Argos Community Schools	\$ 2,949,004.00	\$366,753	\$324,200	\$115,100	\$10,000	\$3,765,057.00
9685	Aspire Charter Academy	\$ 3,531,072.00	\$1,510,970	\$225,600	\$0	\$0	\$5,267,642.00
2435	Attica Consolidated Sch Corp	\$ 3,429,312.00	\$572,948	\$360,800	\$120,350	\$18,000	\$4,501,410.00
3315	Avon Community School Corp	\$ 47,735,616.00	\$3,419,927	\$4,448,050	\$1,031,500	\$369,400	\$57,004,493.00
9645	Avondale Meadows Academy	\$ 2,292,144.00	\$703,892	\$166,000	\$0	\$0	\$3,162,036.00
1315	Barr-Reeve Com Schools Inc	\$ 4,225,584.00	\$233,371	\$212,900	\$88,250	\$30,000	\$4,790,105.00
0365	Bartholomew Con School Corp	\$ 57,118,499.00	\$7,290,355	\$4,797,950	\$1,606,550	\$377,800	\$71,191,154.00
6895	Batesville Community Sch Corp	\$ 10,809,456.00	\$924,795	\$1,017,650	\$234,450	\$110,800	\$13,097,151.00
2260	Baugo Community Schools	\$ 9,639,216.00	\$1,204,144	\$689,650	\$233,550	\$48,200	\$11,814,760.00
5380	Beech Grove City Schools	\$ 16,146,082.00	\$3,774,591	\$1,859,150	\$849,150	\$42,400	\$22,671,373.00
0395	Benton Community School Corp	\$ 9,389,904.00	\$1,353,269	\$1,398,050	\$215,800	\$49,200	\$12,406,223.00
0515	Blackford County Schools	\$ 8,644,512.00	\$1,730,466	\$841,450	\$215,500	\$48,200	\$11,480,128.00
2920	Bloomfield School District	\$ 4,213,169.00	\$655,550	\$335,700	\$95,650	\$32,400	\$5,332,469.00
9835	Bloomington Project School	\$ 1,414,464.00	\$121,800	\$244,600	\$0	\$0	\$1,780,864.00
3405	Blue River Valley Schools	\$ 3,174,912.00	\$450,940	\$189,850	\$100,750	\$8,400	\$3,924,852.00
5480	Bremen Public Schools	\$ 7,535,887.00	\$697,144	\$712,500	\$228,900	\$33,000	\$9,207,431.00
0670	Brown County School Corporation	\$ 9,529,976.00	\$1,531,876	\$1,628,100	\$192,250	\$32,800	\$12,915,002.00
3305	Brownsburg Community Sch Corp	\$ 42,729,024.00	\$2,671,908	\$3,814,600	\$882,300	\$351,400	\$50,449,232.00
3695	Brownstown Cnt Com Sch Corp	\$ 8,037,106.00	\$1,077,807	\$718,300	\$251,350	\$61,000	\$10,145,563.00
9620	Burriss Laboratory School	\$ 3,253,776.00	\$208,669	\$277,200	\$0	\$21,000	\$3,760,645.00
3455	C A Beard Memorial School Corp	\$ 5,721,456.00	\$966,643	\$689,050	\$159,950	\$44,800	\$7,581,899.00
9725	Canaan Community Academy	\$ 445,200.00	\$71,997	\$102,350	\$0	\$0	\$619,547.00
6340	Cannelton City Schools	\$ 1,236,384.00	\$383,034	\$203,700	\$3,300	\$5,000	\$1,831,418.00
9880	Career Academy at South Bend	\$ 1,353,993.00	\$293,554	\$298,900	\$215,350	\$7,400	\$2,169,197.00
9965	Career Academy Middle School	\$ 2,047,920.00	\$536,589	\$299,200	\$0	\$0	\$2,883,709.00
3060	Carmel Clay Schools	\$ 81,095,138.00	\$2,103,884	\$7,330,100	\$1,108,250	\$697,200	\$92,334,572.00
9755	Carpe Diem - Meridian Campus	\$ 648,720.00	\$169,749	\$169,400	\$0	\$1,000	\$988,869.00
9710	Carpe Diem Northwest	\$ 786,096.00	\$367,378	\$110,600	\$0	\$0	\$1,264,074.00
9630	Carpe Diem Shadeland	\$ 302,736.00	\$112,908	\$61,100	\$0	\$0	\$476,744.00
0750	Carroll Consolidated Sch Corp	\$ 5,685,840.00	\$764,069	\$367,700	\$149,950	\$19,400	\$6,986,959.00
2650	Caston School Corporation	\$ 3,525,984.00	\$415,702	\$182,700	\$96,250	\$10,000	\$4,230,636.00
4205	Center Grove Com Sch Corp	\$ 41,011,824.00	\$2,250,733	\$4,402,250	\$890,300	\$224,000	\$48,779,107.00
8360	Centerville-Abington Com Schs	\$ 8,568,192.00	\$1,125,181	\$605,400	\$137,350	\$51,200	\$10,487,323.00
6055	Central Noble Com School Corp	\$ 6,159,024.00	\$595,045	\$634,850	\$147,550	\$35,400	\$7,571,869.00
9445	Charles A Tindley Accelerated Schl	\$ 1,389,024.00	\$243,565	\$73,100	\$0	\$22,400	\$1,728,089.00
9310	Charter School of the Dunes	\$ 2,383,728.00	\$872,117	\$175,700	\$0	\$0	\$3,431,545.00
9380	Christel House Academy South	\$ 3,602,304.00	\$1,063,381	\$228,800	\$59,300	\$12,800	\$4,966,585.00
9395	Christel House Academy West	\$ 1,338,144.00	\$484,367	\$47,200	\$0	\$0	\$1,869,711.00
4145	Clark-Pleasant Com School Corp	\$ 32,675,594.00	\$4,009,183	\$3,062,200	\$647,650	\$140,200	\$40,534,827.00
1000	Clarksville Com School Corp	\$ 7,014,800.00	\$1,567,203	\$906,850	\$111,000	\$28,400	\$9,628,253.00
1125	Clay Community Schools	\$ 21,050,583.00	\$3,903,543	\$2,384,200	\$374,050	\$67,000	\$27,779,376.00
1150	Clinton Central School Corp	\$ 4,747,104.00	\$634,627	\$309,250	\$120,750	\$0	\$5,811,731.00

## Appendix B: FY2017 State Tuition Support by School Corporation

Corp	Corp Name	FY17 Basic Grant	FY17 Complexity		FY17 Career and Technical		FY17 Honors Grant	FY17 State Tuition Support
			Grant	Grant	Education Grant	Education Grant		
1160	Clinton Prairie School Corp	\$ 5,998,752.00	\$842,006	\$517,500	\$81,800	\$16,400	\$7,456,458.00	
6750	Cloverdale Community Schools	\$ 5,935,152.00	\$1,221,956	\$595,050	\$218,550	\$32,600	\$8,003,308.00	
9320	Community Montessori Inc	\$ 2,757,696.00	\$234,014	\$487,800	\$0	\$10,000	\$3,489,510.00	
1170	Community Schools of Frankfort	\$ 15,829,022.00	\$3,688,368	\$1,296,250	\$367,800	\$47,200	\$21,228,640.00	
2270	Concord Community Schools	\$ 27,212,862.00	\$4,438,671	\$2,456,800	\$652,100	\$110,600	\$34,871,033.00	
2440	Covington Community Sch Corp	\$ 4,507,968.00	\$562,832	\$403,800	\$129,250	\$32,400	\$5,636,250.00	
1900	Cowan Community School Corp	\$ 4,044,960.00	\$485,896	\$277,600	\$61,300	\$13,000	\$4,882,756.00	
1300	Crawford Co Com School Corp	\$ 7,506,988.00	\$1,420,264	\$984,550	\$160,650	\$25,800	\$10,098,252.00	
5855	Crawfordsville Com Schools	\$ 12,239,336.00	\$2,544,594	\$1,493,900	\$173,500	\$59,400	\$16,510,730.00	
3710	Crothersville Community Schools	\$ 2,365,920.00	\$364,341	\$245,800	\$56,750	\$11,000	\$3,043,811.00	
4660	Crown Point Community Sch Corp	\$ 42,415,146.00	\$3,118,363	\$3,375,100	\$739,350	\$267,400	\$49,915,359.00	
5455	Culver Community Schools Corp	\$ 3,928,750.00	\$758,593	\$367,100	\$141,650	\$13,800	\$5,209,893.00	
1940	Daleville Community Schools	\$ 4,775,088.00	\$601,166	\$250,800	\$35,850	\$28,200	\$5,691,104.00	
9920	Damar Charter Academy	\$ 839,520.00	\$309,136	\$1,102,300	\$0	\$0	\$2,250,956.00	
3325	Danville Community School Corp	\$ 12,564,308.00	\$1,058,310	\$1,218,900	\$260,250	\$78,000	\$15,179,768.00	
1655	Decatur County Com Schools	\$ 10,015,728.00	\$1,429,525	\$1,099,100	\$335,000	\$67,800	\$12,947,153.00	
1835	DeKalb Co Ctl United Sch Dist	\$ 18,263,376.00	\$2,143,040	\$1,933,300	\$370,450	\$87,800	\$22,797,966.00	
1805	DeKalb Co Eastern Com Sch Dist	\$ 7,051,968.00	\$1,025,640	\$735,900	\$137,450	\$39,200	\$8,990,158.00	
1875	Delaware Community School Corp	\$ 13,381,440.00	\$1,767,518	\$1,145,600	\$222,550	\$72,200	\$16,589,308.00	
0755	Delphi Community School Corp	\$ 7,198,044.00	\$973,292	\$490,200	\$305,650	\$48,400	\$9,015,586.00	
9870	Discovery Charter School	\$ 2,605,056.00	\$172,682	\$149,500	\$0	\$0	\$2,927,238.00	
9795	Dr Robert H Faulkner Academy	\$ 590,208.00	\$180,097	\$13,200	\$0	\$0	\$783,505.00	
9950	Dugger Ch Sch	\$ 1,582,368.00	\$304,985	\$134,300	\$0	\$3,000	\$2,024,653.00	
6470	Duneland School Corporation	\$ 29,680,848.00	\$2,712,695	\$3,353,700	\$594,450	\$169,000	\$36,510,693.00	
9405	Early Career Academy	\$ 8,480.00	\$1,264	\$383	\$0	\$0	\$10,127.33	
0255	East Allen County Schools	\$ 48,023,113.00	\$8,541,092	\$3,854,300	\$677,600	\$275,000	\$61,371,105.00	
9595	East Chicago Lighthouse Charter	\$ 2,266,704.00	\$878,811	\$147,000	\$0	\$0	\$3,292,515.00	
9555	East Chicago Urban Enterprise Acad	\$ 2,159,856.00	\$776,241	\$90,900	\$0	\$0	\$3,026,997.00	
2725	East Gibson School Corporation	\$ 4,492,704.00	\$526,868	\$555,550	\$87,300	\$9,400	\$5,671,822.00	
6060	East Noble School Corp	\$ 18,683,136.00	\$2,635,431	\$2,500,800	\$507,050	\$100,800	\$24,427,217.00	
6510	East Porter County School Corp	\$ 12,717,456.00	\$705,009	\$1,325,850	\$331,550	\$82,400	\$15,162,265.00	
8215	East Washington School Corp	\$ 7,286,016.00	\$1,201,076	\$742,100	\$183,950	\$51,200	\$9,464,342.00	
2815	Eastbrook Community Sch Corp	\$ 8,026,320.00	\$1,002,107	\$684,700	\$234,200	\$33,000	\$9,980,327.00	
2940	Eastern Greene Schools	\$ 5,942,784.00	\$963,530	\$551,700	\$121,800	\$30,000	\$7,609,814.00	
3145	Eastern Hancock Co Com Sch Corp	\$ 6,187,008.00	\$597,312	\$678,350	\$200,900	\$34,400	\$7,697,970.00	
3480	Eastern Howard School Corp	\$ 7,570,944.00	\$825,721	\$602,050	\$108,400	\$41,400	\$9,148,515.00	
6620	Eastern Pulaski Com Sch Corp	\$ 6,326,928.00	\$873,994	\$545,250	\$125,000	\$33,400	\$7,904,572.00	
4215	Edinburgh Community Sch Corp	\$ 4,370,592.00	\$868,225	\$521,350	\$84,200	\$15,000	\$5,859,367.00	
2305	Elkhart Community Schools	\$ 63,975,367.00	\$14,604,440	\$6,231,450	\$1,550,300	\$173,800	\$86,535,357.00	
5280	Elwood Community School Corp	\$ 7,504,800.00	\$1,827,526	\$828,100	\$239,450	\$19,200	\$10,419,076.00	
5910	Eminence Community School Corp	\$ 1,854,576.00	\$292,694	\$315,050	\$71,250	\$12,000	\$2,545,570.00	
9365	Enlace Academy	\$ 1,857,120.00	\$753,470	\$128,600	\$0	\$0	\$2,739,190.00	
7995	Evansville Vanderburgh Sch Corp	\$ 112,304,524.00	\$24,074,841	\$11,274,400	\$1,966,350	\$434,000	\$150,054,115.00	
2155	Fairfield Community Schools	\$ 10,893,332.00	\$650,111	\$873,150	\$215,300	\$81,000	\$12,712,893.00	
2395	Fayette County School Corp	\$ 17,193,268.00	\$4,000,274	\$1,816,800	\$697,800	\$71,800	\$23,779,942.00	
0370	Flat Rock-Hawcreek School Corp	\$ 4,373,136.00	\$548,129	\$359,450	\$157,050	\$21,000	\$5,458,765.00	
0235	Fort Wayne Community Schools	\$ 144,876,119.00	\$38,221,897	\$16,208,850	\$2,079,750	\$473,200	\$201,859,816.00	
4225	Franklin Community School Corp	\$ 25,639,220.00	\$3,406,217	\$2,641,800	\$494,250	\$112,400	\$32,293,887.00	
2475	Franklin County Com Sch Corp	\$ 12,303,038.00	\$1,933,134	\$1,108,100	\$271,850	\$56,800	\$15,672,922.00	

Note that tuition support calculations for school corporations 5385 and 4690 may include innovation network charter schools as well as turnaround academies.

## Appendix B: FY2017 State Tuition Support by School Corporation

Corp	Corp Name	FY17 Basic Grant	FY17 Complexity		FY17 Career and Technical		FY17 Honors Grant	FY17 State Tuition Support
			Grant	Education Grant	Education Grant	Education Grant		
5310	Franklin Township Com Sch Corp	\$ 46,171,056.00	\$5,125,459	\$5,698,000	\$714,650	\$218,000	\$57,927,165.00	
5245	Frankton-Lapel Community Schs	\$ 15,401,630.00	\$1,721,544	\$1,415,400	\$204,750	\$81,400	\$18,824,724.00	
7605	Freemont Community Schools	\$ 4,699,327.00	\$663,208	\$435,550	\$38,700	\$25,400	\$5,862,185.00	
8525	Frontier School Corporation	\$ 3,406,416.00	\$239,306	\$384,500	\$153,500	\$25,000	\$4,208,722.00	
1820	Garrett-Keyser-Butler Com	\$ 9,073,126.00	\$1,386,505	\$918,000	\$238,050	\$35,000	\$11,650,681.00	
4690	Gary Community School Corp	\$ 30,037,008.00	\$12,385,071	\$3,579,350	\$358,850	\$39,800	\$46,400,079.00	
9535	Gary Lighthouse Charter School	\$ 7,642,176.00	\$3,063,900	\$533,000	\$3,150	\$19,200	\$11,261,426.00	
9885	Gary Middle College	\$ 763,200.00	\$221,152	\$45,700	\$0	\$0	\$1,030,052.00	
9665	Geist Montessori Academy	\$ 1,902,912.00	\$111,183	\$268,400	\$0	\$0	\$2,282,495.00	
2315	Goshen Community Schools	\$ 33,038,012.00	\$6,949,087	\$3,131,600	\$407,450	\$130,400	\$43,656,549.00	
1010	Greater Clark County Schools	\$ 52,135,464.00	\$8,848,273	\$5,802,700	\$1,144,800	\$227,600	\$68,158,837.00	
2120	Greater Jasper Con Schs	\$ 16,042,464.00	\$1,121,427	\$1,507,950	\$525,150	\$139,400	\$19,336,391.00	
6755	Greencastle Community Sch Corp	\$ 9,426,842.00	\$1,477,928	\$1,070,050	\$297,950	\$55,400	\$12,328,170.00	
3125	Greenfield-Central Com Schools	\$ 22,820,851.00	\$2,677,817	\$2,820,350	\$477,450	\$119,800	\$28,916,268.00	
1730	Greensburg Community Schools	\$ 11,242,521.00	\$1,990,156	\$1,367,350	\$295,050	\$65,600	\$14,960,677.00	
4245	Greenwood Community Sch Corp	\$ 19,741,440.00	\$2,989,307	\$2,306,850	\$368,100	\$103,800	\$25,509,497.00	
4700	Griffith Public Schools	\$ 12,333,312.00	\$1,976,505	\$1,048,600	\$291,000	\$49,600	\$15,699,017.00	
7610	Hamilton Community Schools	\$ 1,666,320.00	\$191,355	\$189,050	\$42,200	\$12,400	\$2,101,325.00	
3025	Hamilton Heights School Corp	\$ 11,523,862.00	\$1,019,572	\$1,190,500	\$215,750	\$64,400	\$14,014,084.00	
3005	Hamilton Southeastern Schools	\$ 107,507,048.00	\$3,873,465	\$9,281,700	\$1,174,950	\$814,000	\$122,651,163.00	
9705	Hammond Academy of Science & Tech	\$ 2,775,504.00	\$501,549	\$84,900	\$32,250	\$24,000	\$3,418,203.00	
4580	Hanover Community School Corp	\$ 11,130,000.00	\$859,315	\$851,300	\$314,300	\$55,000	\$13,209,915.00	
9990	Heritage Inst of Arts and Tech	\$ 826,800.00	\$229,288	\$45,900	\$0	\$0	\$1,101,988.00	
9650	Herron Charter	\$ 4,238,304.00	\$418,615	\$436,100	\$0	\$128,400	\$5,221,419.00	
9865	Hoosier Acad Virtual Charter	\$ 14,474,851.00	\$2,852,645	\$1,633,000	\$0	\$11,800	\$18,972,296.00	
9805	Hoosier Academy - Indianapolis	\$ 1,162,608.00	\$116,366	\$160,300	\$0	\$0	\$1,439,274.00	
9655	Hope Academy	\$ 162,816.00	\$10,985	\$39,800	\$0	\$0	\$213,601.00	
3625	Huntington Co Com Sch Corp	\$ 26,230,472.00	\$4,022,985	\$2,677,600	\$713,250	\$92,400	\$33,736,707.00	
9625	IN Acad for Sci Math Humanities	\$ 1,656,144.00	\$77,524	\$23,700	\$0	\$142,400	\$1,899,768.00	
9490	Indiana College Preparatory School	\$ 1,170,240.00	\$476,906	\$78,700	\$0	\$0	\$1,725,846.00	
9905	Indiana Connections Academy	\$ 18,623,607.00	\$3,091,653	\$3,118,200	\$0	\$30,000	\$24,863,460.00	
9375	Indiana Math and Science Acad South	\$ 1,017,600.00	\$431,050	\$70,900	\$0	\$0	\$1,519,550.00	
9785	Indiana Math and Science Academy	\$ 2,977,752.00	\$976,987	\$153,200	\$0	\$0	\$4,107,939.00	
9895	Indiana Math Science Academy North	\$ 2,811,120.00	\$909,216	\$275,700	\$0	\$13,000	\$4,009,036.00	
9890	Indiana Virtual School	\$ 15,111,360.00	\$4,216,014	\$743,500	\$0	\$0	\$20,070,874.00	
9780	Indianapolis Acad of Excel -Chlng Fnd Aca	\$ 480,816.00	\$205,745	\$62,700	\$0	\$0	\$749,261.00	
9770	Indianapolis Lighthouse East	\$ 1,396,656.00	\$652,138	\$211,300	\$10	\$0	\$2,260,094.00	
9670	Indianapolis Metropolitan High School	\$ 1,373,760.00	\$549,620	\$194,200	\$73,150	\$1,000	\$2,191,730.00	
5385	Indianapolis Public Schools	\$ 152,675,616.00	\$56,527,487	\$19,620,550	\$990,350	\$216,200	\$230,030,203.00	
9575	Indpls Lighthouse Charter School	\$ 4,597,008.00	\$1,943,112	\$183,450	\$89,750	\$14,000	\$6,827,320.00	
9120	Insight School of Indiana	\$ 3,232,916.00	\$734,819	\$439,900	\$0	\$0	\$4,407,635.00	
9735	Inspire Academy	\$ 886,584.00	\$285,950	\$138,200	\$0	\$0	\$1,310,734.00	
9330	Irvington Community School	\$ 5,189,760.00	\$1,022,652	\$486,000	\$0	\$13,400	\$6,711,812.00	
6900	Jac-Cen-Del Community Sch Corp	\$ 4,340,064.00	\$627,296	\$464,850	\$151,850	\$25,400	\$5,609,460.00	
3945	Jay School Corp	\$ 17,139,386.00	\$2,840,866	\$2,640,450	\$994,900	\$91,000	\$23,706,602.00	
4015	Jennings County Schools	\$ 21,907,300.00	\$4,429,641	\$2,756,000	\$500,450	\$92,200	\$29,685,591.00	
7150	John Glenn School Corporation	\$ 9,649,392.00	\$1,255,084	\$743,850	\$225,100	\$63,200	\$11,936,626.00	
9495	Joshua Academy	\$ 847,152.00	\$307,820	\$15,700	\$0	\$0	\$1,170,672.00	
3785	Kankakee Valley School Corp	\$ 17,250,864.00	\$1,996,631	\$1,823,050	\$597,700	\$95,600	\$21,763,845.00	

Note that tuition support calculations for school corporations 5385 and 4690 may include innovation network charter schools as well as turnaround academies.



## Appendix B: FY2017 State Tuition Support by School Corporation

Corp	Corp Name	FY17 Basic Grant	FY17 Complexity		FY17 Career and Technical		FY17 Honors Grant	FY17 State Tuition Support
			Grant	Education Grant	Education Grant	Education Grant		
9400	KIPP Indpls College Preparatory	\$ 1,551,840.00	\$647,960	\$206,800	\$0	\$0	\$2,406,600.00	
9410	KIPP Indy Unite Elementary	\$ 1,523,856.00	\$681,428	\$52,900	\$0	\$0	\$2,258,184.00	
7525	Knox Community School Corp	\$ 9,560,352.00	\$2,012,221	\$687,250	\$401,950	\$40,400	\$12,702,173.00	
3500	Kokomo School Corporation	\$ 29,584,558.00	\$8,027,369	\$3,590,100	\$873,100	\$92,000	\$42,167,127.00	
7855	Lafayette School Corporation	\$ 36,883,624.00	\$8,899,624	\$5,393,550	\$593,150	\$94,000	\$51,863,948.00	
4615	Lake Central School Corp	\$ 47,836,104.00	\$2,741,644	\$4,302,500	\$926,900	\$308,000	\$56,115,148.00	
4650	Lake Ridge Schools	\$ 9,583,248.00	\$3,612,817	\$978,700	\$1,148,150	\$23,000	\$15,345,915.00	
4680	Lake Station Community Schools	\$ 6,599,136.00	\$1,878,264	\$703,250	\$153,950	\$17,400	\$9,352,000.00	
4535	Lakeland School Corporation	\$ 10,188,720.00	\$1,525,084	\$1,212,600	\$306,700	\$50,000	\$13,283,104.00	
3160	Lanesville Community School Corp	\$ 3,803,331.00	\$200,788	\$272,650	\$175,100	\$21,000	\$4,472,869.00	
4945	LaPorte Community School Corp	\$ 31,349,712.00	\$5,715,222	\$3,122,300	\$572,700	\$154,000	\$40,913,934.00	
1620	Lawrenceburg Com School Corp	\$ 10,135,296.00	\$1,711,666	\$941,800	\$172,950	\$50,800	\$13,012,512.00	
0665	Lebanon Community School Corp	\$ 17,566,905.00	\$2,399,774	\$2,407,250	\$468,050	\$91,400	\$22,933,379.00	
1895	Liberty-Perry Com School Corp	\$ 6,113,232.00	\$1,060,480	\$568,050	\$89,450	\$31,800	\$7,863,012.00	
2950	Linton-Stockton School Corp	\$ 7,185,528.00	\$1,275,982	\$465,400	\$175,350	\$21,200	\$9,123,460.00	
0875	Logansport Community Sch Corp	\$ 20,966,147.00	\$4,374,953	\$1,909,900	\$877,050	\$98,200	\$28,226,250.00	
5525	Loogootee Community Sch Corp	\$ 4,106,016.00	\$514,930	\$416,050	\$98,150	\$34,400	\$5,169,546.00	
8445	M S D Bluffton-Harrison	\$ 7,930,029.00	\$1,188,102	\$810,600	\$142,700	\$39,400	\$10,110,831.00	
6460	M S D Boone Township	\$ 5,869,008.00	\$589,889	\$699,900	\$141,300	\$29,800	\$7,329,897.00	
5300	M S D Decatur Township	\$ 32,491,968.00	\$6,800,387	\$3,557,250	\$427,250	\$90,000	\$43,366,855.00	
5330	M S D Lawrence Township	\$ 78,964,132.00	\$16,318,012	\$8,514,100	\$2,197,950	\$314,600	\$106,308,794.00	
5925	M S D Martinsville Schools	\$ 23,300,496.00	\$3,907,458	\$2,442,750	\$772,800	\$78,200	\$30,501,704.00	
6590	M S D Mount Vernon	\$ 10,411,676.00	\$1,509,939	\$1,518,250	\$214,600	\$51,000	\$13,705,465.00	
6600	M S D North Posey Co Schools	\$ 7,116,230.00	\$698,406	\$880,500	\$221,000	\$44,400	\$8,960,536.00	
4860	M S D of New Durham Township	\$ 4,505,424.00	\$568,783	\$355,100	\$135,650	\$24,000	\$5,588,957.00	
5340	M S D Perry Township	\$ 80,472,851.00	\$16,904,044	\$8,761,150	\$1,034,000	\$269,400	\$107,441,445.00	
5350	M S D Pike Township	\$ 57,097,536.00	\$12,462,480	\$5,135,450	\$1,018,850	\$144,200	\$75,858,516.00	
2960	M S D Shakamak Schools	\$ 4,167,072.00	\$783,742	\$283,650	\$87,600	\$16,400	\$5,338,464.00	
0125	M S D Southwest Allen County Schools	\$ 36,426,264.00	\$1,611,404	\$2,700,600	\$649,050	\$265,400	\$41,652,718.00	
7615	M S D Steuben County	\$ 14,103,936.00	\$2,044,433	\$1,531,900	\$248,350	\$85,800	\$18,014,419.00	
8050	M S D Wabash County Schools	\$ 10,471,104.00	\$1,383,820	\$920,700	\$355,550	\$48,800	\$13,179,974.00	
8115	M S D Warren County	\$ 6,319,296.00	\$813,163	\$620,350	\$204,350	\$24,000	\$7,981,159.00	
5360	M S D Warren Township	\$ 61,043,280.00	\$16,707,719	\$7,397,900	\$1,755,100	\$133,200	\$87,037,199.00	
5370	M S D Washington Township	\$ 57,917,162.00	\$11,473,130	\$6,923,550	\$979,750	\$293,200	\$77,586,792.00	
5375	M S D Wayne Township	\$ 82,035,046.00	\$22,264,904	\$9,756,250	\$1,984,100	\$371,000	\$116,411,300.00	
5615	Maconaquah School Corp	\$ 11,481,072.00	\$2,230,414	\$1,145,000	\$164,350	\$30,400	\$15,051,236.00	
3995	Madison Consolidated Schools	\$ 14,037,360.00	\$2,448,758	\$1,549,300	\$406,050	\$72,800	\$18,514,268.00	
2825	Madison-Grant United Sch Corp	\$ 6,031,824.00	\$932,241	\$637,650	\$118,200	\$35,000	\$7,754,915.00	
8045	Manchester Community Schools	\$ 8,073,384.00	\$1,238,776	\$763,200	\$267,600	\$30,000	\$10,372,960.00	
9915	Marion Academy	\$ 1,037,952.00	\$360,978	\$370,800	\$0	\$1,000	\$1,770,730.00	
2865	Marion Community Schools	\$ 18,334,608.00	\$5,779,545	\$2,058,550	\$538,800	\$61,000	\$26,772,503.00	
9955	Mays Community Academy	\$ 900,576.00	\$119,831	\$185,800	\$0	\$0	\$1,206,207.00	
3640	Medora Community School Corp	\$ 997,248.00	\$248,949	\$109,450	\$31,050	\$7,800	\$1,394,497.00	
4600	Merrillville Community School	\$ 33,222,274.00	\$6,809,913	\$3,152,900	\$1,002,950	\$93,800	\$44,281,837.00	
4925	Michigan City Area Schools	\$ 28,174,800.00	\$8,562,027	\$3,630,950	\$597,450	\$71,200	\$41,036,427.00	
2275	Middlebury Community Schools	\$ 23,172,558.00	\$1,623,081	\$1,785,750	\$409,450	\$124,400	\$27,115,239.00	
6910	Milan Community Schools	\$ 5,851,200.00	\$792,396	\$596,350	\$179,750	\$26,800	\$7,446,496.00	
3335	Mill Creek Community Sch Corp	\$ 7,621,824.00	\$750,154	\$763,750	\$107,250	\$65,400	\$9,308,378.00	
2855	Mississinewa Community School Corp	\$ 12,267,168.00	\$2,712,496	\$1,553,850	\$172,800	\$62,800	\$16,769,114.00	

## Appendix B: FY2017 State Tuition Support by School Corporation

Corp	Corp Name	FY17 Basic Grant	FY17 Complexity Grant	FY17 Special Education Grant	FY17 Career and Technical		FY17 State Tuition Support
					FY17 Honors Grant	FY17 Technical Education Grant	
5085	Mitchell Community Schools	\$ 8,003,424.00	\$1,456,283	\$1,008,550	\$63,900	\$41,600	\$10,573,757.00
6820	Monroe Central School Corp	\$ 5,283,888.00	\$900,806	\$470,450	\$141,400	\$22,400	\$6,818,944.00
5740	Monroe County Com Sch Corp	\$ 54,870,264.00	\$7,083,527	\$6,030,950	\$785,950	\$375,600	\$69,146,291.00
5900	Monroe-Gregg School District	\$ 7,746,480.00	\$832,472	\$926,950	\$152,400	\$36,400	\$9,694,702.00
5930	Mooresville Con School Corp	\$ 22,560,192.00	\$3,031,658	\$2,222,200	\$639,050	\$118,200	\$28,571,300.00
3135	Mt Vernon Community Sch Corp	\$ 19,476,864.00	\$1,414,332	\$1,900,500	\$252,250	\$114,800	\$23,158,746.00
1970	Muncie Community Schools	\$ 28,424,112.00	\$9,347,555	\$3,923,100	\$399,600	\$84,400	\$42,178,767.00
9730	Neighbors New Vista High School	\$ 1,246,560.00	\$268,268	\$106,900	\$0	\$0	\$1,621,728.00
8305	Nettle Creek School Corp	\$ 5,583,317.00	\$716,120	\$622,250	\$160,300	\$37,000	\$7,118,987.00
2400	New Albany-Floyd Co Con Sch	\$ 57,664,289.00	\$8,727,730	\$6,610,800	\$1,113,350	\$331,000	\$74,447,169.00
3445	New Castle Community Sch Corp	\$ 16,431,696.00	\$3,864,226	\$1,922,350	\$345,250	\$66,200	\$22,629,722.00
9340	New Community School	\$ 373,968.00	\$60,191	\$50,250	\$0	\$0	\$484,409.00
4805	New Prairie United School Corp	\$ 15,447,168.00	\$1,805,054	\$1,491,050	\$429,600	\$61,400	\$19,234,272.00
9930	Nexus Academy of Indianapolis	\$ 564,768.00	\$108,107	\$86,000	\$0	\$2,000	\$760,875.00
4255	Nineveh-Hensley-Jackson United	\$ 9,153,312.00	\$927,618	\$840,550	\$285,650	\$48,200	\$11,255,330.00
3070	Noblesville Schools	\$ 52,131,648.00	\$3,731,183	\$6,116,400	\$838,800	\$251,600	\$63,069,631.00
0025	North Adams Community Schools	\$ 8,904,000.00	\$1,425,060	\$887,300	\$306,050	\$79,200	\$11,601,610.00
6375	North Central Parke Con Sch Corp	\$ 6,199,728.00	\$1,160,000	\$779,600	\$251,500	\$29,200	\$8,420,028.00
1375	North Daviess Com Schools	\$ 5,960,592.00	\$518,878	\$757,878	\$107,100	\$30,200	\$7,373,820.00
2735	North Gibson School Corp	\$ 10,251,760.00	\$1,840,441	\$1,747,650	\$136,450	\$57,800	\$14,034,101.00
3180	North Harrison Com School Corp	\$ 11,240,588.00	\$1,648,133	\$1,258,450	\$317,200	\$44,200	\$14,508,571.00
7515	North Judson-San Pierre Sch Corp	\$ 5,274,984.00	\$995,414	\$631,450	\$171,950	\$20,000	\$7,093,798.00
4315	North Knox School Corp	\$ 6,755,592.00	\$1,178,485	\$572,300	\$130,900	\$25,000	\$8,662,277.00
5075	North Lawrence Com Schools	\$ 24,762,177.00	\$4,001,029	\$3,213,950	\$631,550	\$119,600	\$32,728,306.00
5620	North Miami Community Schools	\$ 4,637,712.00	\$550,318	\$487,450	\$154,200	\$16,400	\$5,846,080.00
5835	North Montgomery Com Sch Corp	\$ 9,580,704.00	\$1,090,219	\$1,139,400	\$273,500	\$56,800	\$12,140,623.00
5945	North Newton School Corp	\$ 7,095,216.00	\$976,164	\$683,900	\$235,000	\$23,400	\$9,013,680.00
6715	North Putnam Community Schools	\$ 7,293,648.00	\$1,074,494	\$952,300	\$271,900	\$39,000	\$9,631,342.00
7385	North Spencer County Sch Corp	\$ 9,738,432.00	\$717,998	\$1,043,050	\$231,550	\$51,000	\$11,782,030.00
8010	North Vermillion Com Sch Corp	\$ 3,805,824.00	\$576,551	\$329,500	\$146,600	\$31,000	\$4,889,475.00
3295	North West Hendricks Schools	\$ 9,527,280.00	\$544,055	\$870,450	\$215,100	\$70,400	\$11,227,285.00
8515	North White School Corp	\$ 4,373,136.00	\$791,161	\$374,900	\$77,400	\$15,000	\$5,631,597.00
2040	Northeast Dubois Co Sch Corp	\$ 4,309,536.00	\$295,255	\$709,000	\$119,350	\$24,000	\$5,457,141.00
7645	Northeast School Corp	\$ 4,380,768.00	\$771,215	\$431,800	\$125,250	\$22,000	\$5,731,033.00
8375	Northeastern Wayne Schools	\$ 6,573,696.00	\$800,174	\$606,200	\$84,050	\$27,400	\$8,091,520.00
8435	Northern Wells Com Schools	\$ 12,283,526.00	\$1,043,207	\$1,111,600	\$243,850	\$75,000	\$14,757,183.00
0225	Northwest Allen County Schools	\$ 37,238,970.00	\$1,538,596	\$2,929,600	\$883,750	\$232,400	\$42,823,316.00
7350	Northwestern Con School Corp	\$ 7,286,016.00	\$822,513	\$711,900	\$180,200	\$57,400	\$9,058,029.00
3470	Northwestern School Corp	\$ 9,239,808.00	\$856,044	\$701,300	\$116,100	\$54,400	\$10,967,652.00
5625	Oak Hill United School Corp	\$ 8,591,826.00	\$1,137,252	\$749,400	\$157,550	\$27,400	\$10,663,428.00
9640	Options Charter Sch - Noblesville	\$ 1,078,656.00	\$153,655	\$485,400	\$1,500	\$0	\$1,719,211.00
9325	Options Charter School - Carmel	\$ 946,368.00	\$116,642	\$261,600	\$7,600	\$0	\$1,332,210.00
7495	Oregon-Davis School Corp	\$ 2,976,480.00	\$563,543	\$222,900	\$108,350	\$16,800	\$3,888,073.00
6145	Orleans Community Schools	\$ 4,095,840.00	\$668,633	\$406,050	\$73,800	\$27,400	\$5,271,723.00
6155	Paoli Community School Corp	\$ 7,301,280.00	\$1,548,422	\$877,800	\$307,250	\$28,800	\$10,063,552.00
9680	Paramount School of Excellence Inc	\$ 3,434,400.00	\$1,364,020	\$328,600	\$0	\$0	\$5,127,020.00
7175	Penn-Harris-Madison Sch Corp	\$ 54,501,766.00	\$4,435,338	\$5,046,900	\$1,579,350	\$404,400	\$65,967,754.00
6325	Perry Central Com Schools Corp	\$ 6,133,584.00	\$657,432	\$603,600	\$289,200	\$46,400	\$7,730,216.00
5635	Peru Community Schools	\$ 10,316,989.00	\$2,424,067	\$1,047,500	\$289,550	\$46,600	\$14,124,706.00

## Appendix B: FY2017 State Tuition Support by School Corporation

Corp	Corp Name	FY17 Basic Grant	FY17 Complexity Grant	FY17 Special Education Grant	FY17 Career and Technical		FY17 State Tuition Support
					FY17 Education Grant	FY17 Honors Grant	
9925	Phalen Ldrshp Acad - IN Inc	\$ 1,493,328.00	\$546,770	\$43,100	\$0	\$0	\$2,083,198.00
6445	Pike County School Corp	\$ 9,298,320.00	\$1,349,133	\$1,246,300	\$389,500	\$32,800	\$12,316,053.00
0775	Pioneer Regional School Corp	\$ 4,683,504.00	\$553,147	\$303,200	\$98,150	\$25,000	\$5,663,001.00
3330	Plainfield Community Sch Corp	\$ 27,139,392.00	\$2,435,131	\$2,699,050	\$517,900	\$201,800	\$32,993,273.00
5485	Plymouth Community School Corp	\$ 18,292,251.00	\$2,755,881	\$1,537,450	\$620,550	\$61,200	\$23,267,332.00
6550	Portage Township Schools	\$ 39,007,152.00	\$6,915,873	\$4,463,150	\$752,850	\$145,600	\$51,284,625.00
6520	Porter Township School Corp	\$ 6,863,712.00	\$383,359	\$811,150	\$164,100	\$33,000	\$8,255,321.00
4515	Prairie Heights Com Sch Corp	\$ 6,494,832.00	\$794,634	\$828,850	\$206,100	\$40,400	\$8,364,816.00
6825	Randolph Central School Corp	\$ 7,598,928.00	\$1,458,268	\$836,550	\$93,300	\$25,000	\$10,012,046.00
6835	Randolph Eastern School Corp	\$ 4,350,240.00	\$932,566	\$392,550	\$129,550	\$14,000	\$5,818,906.00
6805	Randolph Southern School Corp	\$ 2,633,040.00	\$479,288	\$217,700	\$53,000	\$10,000	\$3,393,028.00
9690	Renaissance Academy Charter	\$ 1,246,560.00	\$118,785	\$62,400	\$0	\$0	\$1,427,745.00
3815	Rensselaer Central School Corp	\$ 8,032,298.00	\$1,255,947	\$975,550	\$288,200	\$58,400	\$10,610,395.00
5705	Richland-Bean Blossom C S C	\$ 13,867,344.00	\$1,767,051	\$1,578,050	\$181,800	\$64,000	\$17,458,245.00
8385	Richmond Community Schools	\$ 23,839,824.00	\$6,956,140	\$3,541,200	\$526,550	\$86,400	\$34,950,114.00
6080	Rising Sun-Ohio Co Com	\$ 3,953,376.00	\$461,693	\$401,800	\$54,500	\$17,000	\$4,888,369.00
4590	River Forest Community Sch Corp	\$ 7,876,224.00	\$2,344,741	\$663,950	\$99,450	\$16,200	\$11,000,565.00
2645	Rochester Community Sch Corp	\$ 9,271,964.00	\$1,527,178	\$935,850	\$331,750	\$65,600	\$12,132,342.00
9875	Rock Creek Community Academy	\$ 2,523,648.00	\$186,064	\$420,800	\$11,400	\$8,400	\$3,150,312.00
1180	Rossville Con School District	\$ 5,067,648.00	\$371,518	\$300,100	\$132,650	\$33,000	\$5,904,916.00
9465	Rural Community Schools Inc	\$ 862,416.00	\$191,715	\$244,700	\$0	\$0	\$1,298,831.00
6995	Rush County Schools	\$ 10,613,568.00	\$1,681,691	\$1,055,600	\$284,350	\$56,600	\$13,691,809.00
8205	Salem Community Schools	\$ 9,748,302.00	\$1,735,132	\$1,320,700	\$196,650	\$35,000	\$13,035,784.00
4670	School City of East Chicago	\$ 22,494,048.00	\$9,691,098	\$2,902,300	\$269,100	\$20,600	\$35,377,146.00
4710	School City of Hammond	\$ 66,754,560.00	\$21,372,480	\$7,075,500	\$770,500	\$148,000	\$96,121,040.00
4730	School City of Hobart	\$ 20,272,728.00	\$2,851,211	\$1,937,750	\$899,750	\$96,600	\$26,058,039.00
7200	School City of Mishawaka	\$ 25,999,680.00	\$5,790,601	\$3,154,250	\$711,000	\$83,200	\$35,738,731.00
4720	School Town of Highland	\$ 16,146,768.00	\$1,791,345	\$1,288,000	\$343,600	\$81,800	\$19,651,513.00
4740	School Town of Munster	\$ 20,123,065.00	\$976,966	\$1,652,350	\$336,200	\$192,400	\$23,280,981.00
5400	School Town of Speedway	\$ 9,155,856.00	\$1,836,660	\$1,010,650	\$142,000	\$36,400	\$12,181,566.00
7230	Scott County School District 1	\$ 5,914,800.00	\$1,460,914	\$713,600	\$53,900	\$24,400	\$8,167,614.00
7255	Scott County School District 2	\$ 13,620,576.00	\$2,474,592	\$1,522,100	\$259,800	\$55,800	\$17,932,868.00
9485	SE Neighborhood Sch of Excellence	\$ 2,775,504.00	\$1,070,282	\$172,400	\$0	\$0	\$4,018,186.00
9985	Seven Oaks Classical School	\$ 831,888.00	\$97,036	\$89,100	\$0	\$0	\$1,018,024.00
3675	Seymour Community Schools	\$ 23,636,304.00	\$3,889,816	\$2,765,500	\$546,450	\$94,800	\$30,932,870.00
7285	Shelby Eastern Schools	\$ 5,978,400.00	\$779,683	\$676,750	\$138,050	\$18,000	\$7,590,883.00
7365	Shelbyville Central Schools	\$ 19,880,088.00	\$3,577,244	\$2,134,500	\$576,900	\$96,400	\$26,265,132.00
3435	Shenandoah School Corporation	\$ 7,123,200.00	\$1,005,284	\$595,750	\$256,800	\$28,800	\$9,009,834.00
3055	Sheridan Community Schools	\$ 5,248,272.00	\$590,286	\$715,200	\$85,100	\$26,800	\$6,665,658.00
5520	Shoals Community School Corp	\$ 2,933,232.00	\$594,522	\$469,500	\$40,400	\$11,000	\$4,048,654.00
9315	Signature School Inc	\$ 1,816,416.00	\$389,387	\$8,800	\$0	\$67,400	\$2,282,003.00
9760	Smith Academy for Excellence	\$ 371,424.00	\$116,308	\$39,100	\$0	\$0	\$526,832.00
8625	Smith-Green Community Schools	\$ 6,059,808.00	\$475,448	\$540,750	\$137,600	\$28,000	\$7,241,606.00
0035	South Adams Schools	\$ 6,410,651.00	\$848,101	\$595,800	\$159,150	\$26,400	\$8,040,102.00
7205	South Bend Community Sch Corp	\$ 87,305,348.00	\$24,545,364	\$11,630,800	\$1,610,900	\$309,600	\$125,402,012.00
4940	South Central Com School Corp	\$ 4,767,456.00	\$419,476	\$436,150	\$180,000	\$29,800	\$5,832,882.00
1600	South Dearborn Com School Corp	\$ 12,686,928.00	\$2,182,286	\$1,478,250	\$288,900	\$56,600	\$16,692,964.00
2765	South Gibson School Corp	\$ 10,006,468.00	\$789,976	\$1,076,400	\$160,150	\$57,000	\$12,089,994.00
3190	South Harrison Com Schools	\$ 15,291,424.00	\$2,336,751	\$1,684,700	\$458,100	\$60,200	\$19,831,175.00

## Appendix B: FY2017 State Tuition Support by School Corporation

Corp	Corp Name	FY17 Basic Grant	FY17 Complexity	FY17 Special	FY17 Career and Technical		FY17 Honors Grant	FY17 State Tuition Support
			Grant	Education Grant	Education Grant	Grant		
3415	South Henry School Corp	\$ 4,228,128.00	\$655,825	\$330,950	\$210,100	\$27,400	\$5,452,403.00	
4325	South Knox School Corp	\$ 6,347,280.00	\$550,984	\$419,700	\$137,650	\$31,400	\$7,487,014.00	
5255	South Madison Com Sch Corp	\$ 22,837,488.00	\$2,370,018	\$2,494,650	\$321,600	\$87,400	\$28,111,156.00	
5845	South Montgomery Com Sch Corp	\$ 8,530,032.00	\$1,119,583	\$980,600	\$287,100	\$26,000	\$10,943,315.00	
5995	South Newton School Corp	\$ 4,350,240.00	\$831,505	\$509,600	\$131,900	\$26,000	\$5,849,245.00	
6705	South Putnam Community Schools	\$ 5,804,721.00	\$763,490	\$651,450	\$224,900	\$21,000	\$7,465,561.00	
6865	South Ripley Com Sch Corp	\$ 5,805,408.00	\$1,014,350	\$602,200	\$228,350	\$33,200	\$7,683,508.00	
7445	South Spencer County Sch Corp	\$ 6,092,448.00	\$932,284	\$710,750	\$182,350	\$39,400	\$7,957,232.00	
8020	South Vermillion Com Sch Corp	\$ 8,631,792.00	\$1,534,603	\$942,550	\$292,850	\$29,400	\$11,431,195.00	
2100	Southeast Dubois Co Sch Corp	\$ 6,358,220.00	\$305,590	\$569,900	\$215,200	\$46,000	\$7,494,910.00	
2455	Southeast Fountain School Corp	\$ 5,413,632.00	\$959,452	\$487,050	\$176,850	\$33,400	\$7,070,384.00	
0815	Southeastern School Corp	\$ 6,774,672.00	\$857,139	\$485,800	\$130,650	\$46,000	\$8,294,261.00	
3115	Southern Hancock Co Com Sch Corp	\$ 17,484,912.00	\$1,067,790	\$1,591,150	\$336,650	\$143,400	\$20,623,902.00	
8425	Southern Wells Com Schools	\$ 4,251,024.00	\$471,615	\$287,900	\$103,800	\$20,200	\$5,134,539.00	
2110	Southwest Dubois Co Sch Corp	\$ 8,797,152.00	\$1,006,572	\$861,600	\$171,850	\$38,400	\$10,875,574.00	
6260	Southwest Parke Com Sch Corp	\$ 5,171,952.00	\$1,142,170	\$613,050	\$284,050	\$43,000	\$7,254,222.00	
7715	Southwest School Corp	\$ 8,652,144.00	\$1,471,426	\$738,500	\$263,250	\$46,200	\$11,171,520.00	
7360	Southwestern Con Sch Shelby Co	\$ 2,961,216.00	\$351,796	\$251,550	\$90,300	\$21,000	\$3,675,862.00	
4000	Southwestern-Jefferson Co Con	\$ 6,716,160.00	\$1,296,807	\$742,650	\$125,150	\$30,000	\$8,910,767.00	
6195	Spencer-Owen Community Schools	\$ 12,638,235.00	\$2,376,996	\$1,666,500	\$480,500	\$53,600	\$17,215,831.00	
6160	Springs Valley Com School Corp	\$ 4,319,712.00	\$748,445	\$473,750	\$137,800	\$19,000	\$5,698,707.00	
9980	Steel City Academy/Global Leadership Acad	\$ 742,848.00	\$295,755	\$75,300	\$0	\$0	\$1,113,903.00	
9960	Success Academy Primary School	\$ 2,432,064.00	\$897,417	\$225,600	\$0	\$0	\$3,555,081.00	
1560	Sunman-Dearborn Com Sch Corp	\$ 19,298,784.00	\$1,291,327	\$1,839,100	\$477,000	\$160,600	\$23,066,811.00	
7775	Switzerland County School Corp	\$ 7,536,600.00	\$1,406,462	\$944,250	\$262,600	\$21,400	\$10,171,312.00	
3460	Taylor Community School Corp	\$ 6,268,416.00	\$1,299,735	\$739,900	\$92,750	\$30,400	\$8,431,201.00	
6350	Tell City-Troy Twp School Corp	\$ 7,463,434.00	\$1,217,356	\$923,250	\$263,250	\$28,400	\$9,895,690.00	
9460	Thea Bowman Leadership Academy	\$ 5,902,080.00	\$1,959,019	\$337,900	\$16,200	\$29,400	\$8,244,599.00	
9740	Thurgood Marshall Leadership Academy	\$ 795,000.00	\$344,996	\$0	\$0	\$0	\$1,139,996.00	
9350	Timothy L Johnson Academy	\$ 1,564,560.00	\$774,719	\$84,000	\$0	\$0	\$2,423,279.00	
9940	Tindley Collegiate Academy	\$ 1,355,952.00	\$304,165	\$79,600	\$0	\$0	\$1,739,717.00	
9425	Tindley Genesis Academy	\$ 1,071,024.00	\$425,669	\$57,250	\$0	\$0	\$1,553,943.00	
9745	Tindley Preparatory Academy	\$ 948,912.00	\$217,280	\$92,600	\$0	\$0	\$1,258,792.00	
9945	Tindley Renaissance Academy	\$ 2,704,272.00	\$715,713	\$121,050	\$0	\$0	\$3,541,035.00	
9430	Tindley Summit Academy	\$ 1,488,240.00	\$482,695	\$78,800	\$0	\$0	\$2,049,735.00	
7865	Tippecanoe School Corp	\$ 67,388,753.00	\$7,326,276	\$7,886,050	\$975,050	\$258,600	\$83,834,729.00	
4445	Tippecanoe Valley School Corp	\$ 9,309,667.00	\$1,481,569	\$1,069,750	\$226,900	\$40,400	\$12,128,286.00	
7945	Tipton Community School Corp	\$ 8,311,248.00	\$1,100,113	\$647,450	\$200,950	\$30,000	\$10,289,761.00	
7935	Tri-Central Community Schools	\$ 3,922,848.00	\$473,410	\$342,150	\$79,750	\$23,000	\$4,841,158.00	
8535	Tri-County School Corp	\$ 3,657,916.00	\$438,382	\$411,300	\$178,550	\$17,800	\$4,703,948.00	
4645	Tri-Creek School Corp	\$ 16,765,010.00	\$1,327,032	\$1,294,350	\$856,500	\$88,000	\$20,330,892.00	
5495	Triton School Corporation	\$ 4,604,640.00	\$566,892	\$312,500	\$95,900	\$21,200	\$5,601,132.00	
4915	Tri-Township Cons School Corp	\$ 1,938,630.00	\$221,681	\$180,150	\$37,650	\$12,400	\$2,390,511.00	
8565	Twin Lakes School Corp	\$ 11,936,448.00	\$1,614,846	\$1,015,800	\$446,050	\$64,400	\$15,077,544.00	
7950	Union Co-Clg Corner Joint Sch Dist	\$ 7,143,552.00	\$1,030,522	\$666,150	\$159,100	\$45,800	\$9,045,124.00	
6795	Union School Corporation	\$ 1,371,216.00	\$293,089	\$149,850	\$33,000	\$7,000	\$1,854,155.00	
6530	Union Township School Corp	\$ 7,459,008.00	\$558,766	\$753,050	\$134,950	\$68,000	\$8,973,774.00	
7215	Union-North United School Corp	\$ 5,751,984.00	\$840,572	\$499,550	\$126,800	\$21,000	\$7,239,906.00	
6560	Valparaiso Community Schools	\$ 31,778,707.00	\$3,140,958	\$3,429,950	\$430,750	\$223,600	\$39,003,965.00	

## Appendix B: FY2017 State Tuition Support by School Corporation

Corp	Corp Name	FY17 Basic Grant	FY17 Complexity Grant	FY17 Special Education Grant	FY17 Career and Technical Education Grant	FY17 Honors Grant	FY17 State Tuition Support
9360	Veritas Academy	\$ 419,760.00	\$122,509	\$31,500	\$0	\$0	\$573,769.00
8030	Vigo County School Corp	\$ 74,048,208.00	\$15,832,607	\$8,758,550	\$2,052,800	\$351,200	\$101,043,365.00
4335	Vincennes Community Sch Corp	\$ 13,605,312.00	\$3,037,718	\$1,411,000	\$143,500	\$49,200	\$18,246,730.00
9935	Vision Academy	\$ 2,198,016.00	\$887,954	\$193,200	\$0	\$0	\$3,279,170.00
8060	Wabash City Schools	\$ 7,570,944.00	\$1,440,265	\$991,700	\$209,350	\$25,800	\$10,238,059.00
2285	Wa-Nee Community Schools	\$ 15,479,222.00	\$1,254,310	\$1,384,650	\$539,750	\$100,800	\$18,758,732.00
8130	Warrick County School Corp	\$ 51,790,752.00	\$4,729,876	\$5,862,400	\$763,950	\$207,800	\$63,354,778.00
4415	Warsaw Community Schools	\$ 35,412,836.00	\$4,716,979	\$3,701,050	\$1,141,650	\$225,800	\$45,198,315.00
1405	Washington Com Schools	\$ 13,155,278.00	\$2,773,441	\$1,783,750	\$284,900	\$44,400	\$18,041,769.00
4345	Wawasee Community School Corp	\$ 15,480,342.00	\$1,905,835	\$1,726,750	\$602,150	\$70,800	\$19,785,877.00
1885	Wes-Del Community Schools	\$ 4,225,584.00	\$658,661	\$351,450	\$62,150	\$20,000	\$5,317,845.00
6630	West Central School Corp	\$ 4,144,176.00	\$664,999	\$434,200	\$178,600	\$20,800	\$5,442,775.00
0940	West Clark Community Schools	\$ 23,788,130.00	\$2,198,953	\$2,533,500	\$537,400	\$146,600	\$29,204,583.00
7875	West Lafayette Com School Corp	\$ 11,507,784.00	\$521,876	\$993,750	\$88,150	\$110,400	\$13,221,960.00
6065	West Noble School Corporation	\$ 12,094,176.00	\$2,407,569	\$958,500	\$247,100	\$42,400	\$15,749,745.00
8220	West Washington School Corp	\$ 4,034,784.00	\$771,208	\$462,200	\$159,100	\$19,800	\$5,447,092.00
0615	Western Boone Co Com Sch Dist	\$ 8,402,832.00	\$834,619	\$886,650	\$227,150	\$84,600	\$10,435,851.00
3490	Western School Corp	\$ 13,432,320.00	\$1,432,279	\$994,850	\$146,150	\$99,800	\$16,105,399.00
8355	Western Wayne Schools	\$ 4,937,904.00	\$823,275	\$471,400	\$208,550	\$25,200	\$6,466,329.00
3030	Westfield-Washington Schools	\$ 38,307,806.00	\$1,644,043	\$4,102,950	\$837,750	\$225,800	\$45,118,349.00
4525	Westview School Corporation	\$ 11,343,696.00	\$1,099,099	\$1,052,050	\$172,300	\$45,000	\$13,712,145.00
2980	White River Valley Sch Dist	\$ 3,899,952.00	\$724,274	\$258,550	\$88,950	\$16,400	\$4,988,126.00
4760	Whiting School City	\$ 5,863,920.00	\$1,257,873	\$514,750	\$163,650	\$34,800	\$7,834,993.00
4455	Whitko Community School Corp	\$ 7,303,824.00	\$920,026	\$1,061,400	\$156,350	\$52,000	\$9,493,600.00
8665	Whitley Co Cons Schools	\$ 17,627,376.00	\$1,799,911	\$1,967,700	\$705,800	\$100,200	\$22,200,987.00
9845	Xavier School of Excellence	\$ 1,040,496.00	\$353,032	\$125,600	\$0	\$0	\$1,519,128.00
1910	Yorktown Community Schools	\$ 12,905,712.00	\$1,516,168	\$931,850	\$203,250	\$76,400	\$15,633,380.00
0630	Zionsville Community Schools	\$ 33,673,630.00	\$428,597	\$3,271,700	\$189,900	\$305,200	\$37,869,027.00
	Statewide	\$ 5,207,854,356.00	\$887,063,363	\$550,956,483	\$109,641,000	\$24,711,200	\$6,780,226,402.33

## Appendix C: FY2018 State Tuition Support by School Corporation

Corp	Name	FY18 Basic Grant	FY18 Complexity Grant	FY18 Special Education Grant	FY18 Career and Technical Grant	FY18 Honors Grant	FY18 Tuition Support
9545	21st Century Charter Sch of Gary	\$4,956,620.00	\$2,090,475.00	\$298,856.00	\$0.00	\$6,700.00	\$7,352,651.00
9970	Ace Preparatory Academy	\$427,113.00	\$95,544.00	\$15,576.00	\$0.00	\$0.00	\$538,233.00
15	Adams Central Community Schools	\$6,744,167.00	\$314,583.00	\$502,010.00	\$166,850.00	\$47,300.00	\$7,774,910.00
5265	Alexandria Com School Corp	\$7,961,175.00	\$1,211,841.00	\$900,848.00	\$113,700.00	\$47,800.00	\$10,235,364.00
5275	Anderson Community School Corp	\$35,956,587.00	\$10,714,831.00	\$5,287,334.00	\$1,033,550.00	\$110,200.00	\$53,102,502.00
9790	Anderson Preparatory Academy	\$3,923,112.00	\$774,898.00	\$419,992.00	\$28,750.00	\$21,400.00	\$5,168,152.00
9615	Andrew J Brown Academy	\$3,427,450.00	\$1,045,512.00	\$165,504.00	\$0.00	\$0.00	\$4,638,466.00
5470	Argos Community Schools	\$3,147,032.00	\$255,779.00	\$366,174.00	\$82,950.00	\$18,700.00	\$3,870,635.00
9685	Aspire Charter Academy	\$3,670,008.00	\$1,431,825.00	\$231,112.00	\$0.00	\$0.00	\$5,332,945.00
2435	Attica Consolidated Sch Corp	\$3,221,803.00	\$400,034.00	\$322,886.00	\$129,950.00	\$7,700.00	\$4,082,373.00
3315	Avon Community School Corp	\$50,238,508.00	\$2,407,409.00	\$4,622,996.00	\$1,119,400.00	\$422,800.00	\$58,811,113.00
9645	Avondale Meadows Academy	\$2,409,761.00	\$644,018.00	\$202,704.00	\$0.00	\$0.00	\$3,256,483.00
1315	Barr-Reeve Com Schools Inc	\$4,492,596.00	\$157,995.00	\$296,986.00	\$97,550.00	\$39,600.00	\$5,084,727.00
365	Bartholomew Con School Corp	\$59,631,619.00	\$6,151,341.00	\$5,268,240.00	\$1,679,650.00	\$443,600.00	\$73,174,450.00
6895	Batesville Community Sch Corp	\$11,595,327.00	\$764,218.00	\$1,054,942.00	\$214,750.00	\$111,900.00	\$13,741,137.00
2260	Baugo Community Schools	\$9,965,970.00	\$781,250.00	\$726,840.00	\$238,150.00	\$65,500.00	\$11,777,710.00
5380	Beech Grove City Schools	\$16,952,695.00	\$3,552,189.00	\$1,935,562.00	\$790,200.00	\$53,100.00	\$23,283,746.00
395	Benton Community School Corp	\$9,654,863.00	\$1,302,464.00	\$1,265,882.00	\$221,050.00	\$61,400.00	\$12,505,659.00
515	Blackford County Schools	\$8,779,545.00	\$1,649,299.00	\$817,538.00	\$206,700.00	\$50,000.00	\$11,503,082.00
2920	Bloomfield School District	\$4,461,643.00	\$535,406.00	\$368,542.00	\$106,000.00	\$31,200.00	\$5,502,791.00
3405	Blue River Valley Schools	\$3,427,450.00	\$413,836.00	\$214,682.00	\$103,400.00	\$18,700.00	\$4,178,068.00
5480	Bremen Public Schools	\$7,844,537.00	\$565,973.00	\$717,114.00	\$261,850.00	\$31,200.00	\$9,420,674.00
670	Brown County School Corporation	\$9,907,334.00	\$1,247,426.00	\$1,601,176.00	\$261,250.00	\$54,400.00	\$13,071,586.00
3305	Brownsburg Community Sch Corp	\$45,716,910.00	\$2,196,891.00	\$4,115,552.00	\$761,900.00	\$405,200.00	\$53,196,453.00
3695	Brownstown Cnt Com Sch Corp	\$8,420,981.00	\$714,386.00	\$751,384.00	\$253,650.00	\$49,900.00	\$10,190,301.00
9620	Burriss Laboratory School	\$3,532,910.00	\$224,544.00	\$302,072.00	\$0.00	\$14,300.00	\$4,073,826.00
3455	C A Beard Memorial School Corp	\$5,758,116.00	\$773,693.00	\$705,226.00	\$162,500.00	\$33,800.00	\$7,433,335.00
9725	Canaan Community Academy	\$543,119.00	\$90,109.00	\$134,356.00	\$0.00	\$0.00	\$767,584.00
6340	Cannelton City Schools	\$1,281,339.00	\$318,364.00	\$206,560.00	\$21,800.00	\$5,200.00	\$1,833,263.00
9880	Career Academy at South Bend	\$1,587,173.00	\$218,695.00	\$344,500.00	\$247,900.00	\$6,600.00	\$2,404,868.00
9965	Career Academy Middle School	\$1,729,544.00	\$340,343.00	\$235,816.00	\$0.00	\$0.00	\$2,305,703.00
3060	Carmel Clay Schools	\$84,545,647.00	\$1,509,412.00	\$7,626,658.00	\$1,100,900.00	\$787,000.00	\$95,569,617.00
9710	Carpe Diem Northwest	\$1,170,606.00	\$275,451.00	\$186,908.00	\$0.00	\$1,500.00	\$1,634,465.00
750	Carroll Consolidated Sch Corp	\$5,726,478.00	\$480,425.00	\$353,816.00	\$133,350.00	\$49,700.00	\$6,743,769.00
2650	Caston School Corporation	\$3,543,456.00	\$351,973.00	\$220,032.00	\$88,450.00	\$22,000.00	\$4,225,911.00
4205	Center Grove Com Sch Corp	\$43,634,075.00	\$1,774,657.00	\$4,734,372.00	\$949,250.00	\$286,600.00	\$51,378,954.00
8360	Centerville-Abington Com Schs	\$9,127,563.00	\$980,161.00	\$669,356.00	\$159,750.00	\$57,400.00	\$10,994,230.00
6055	Central Noble Com School Corp	\$6,296,753.00	\$554,886.00	\$698,108.00	\$186,750.00	\$34,200.00	\$7,770,697.00
9445	Charles A Tindley Accelerated Schl	\$1,576,627.00	\$213,220.00	\$86,128.00	\$5,000.00	\$23,700.00	\$1,904,675.00
9310	Charter School of the Dunes	\$2,958,153.00	\$1,196,389.00	\$207,684.00	\$0.00	\$0.00	\$4,362,226.00
9380	Christel House Academy	\$3,480,180.00	\$732,019.00	\$190,380.00	\$48,050.00	\$35,800.00	\$4,486,429.00
9395	Christel House Academy West	\$1,703,179.00	\$496,105.00	\$51,300.00	\$0.00	\$0.00	\$2,250,584.00
9150	Circle City Preparatory Academy	\$411,294.00	\$166,287.00	\$25,726.00	\$0.00	\$0.00	\$603,307.00
4145	Clark-Pleasant Com School Corp	\$34,517,691.00	\$3,150,648.00	\$3,284,738.00	\$660,850.00	\$187,900.00	\$41,801,827.00
1000	Clarksville Com School Corp	\$7,229,072.00	\$1,121,253.00	\$942,876.00	\$99,450.00	\$35,400.00	\$9,428,051.00
1125	Clay Community Schools	\$21,703,457.00	\$3,458,065.00	\$2,408,526.00	\$372,350.00	\$122,700.00	\$28,065,098.00
1150	Clinton Central School Corp	\$4,779,975.00	\$557,887.00	\$393,290.00	\$131,600.00	\$25,700.00	\$5,888,452.00
1160	Clinton Prairie School Corp	\$6,369,784.00	\$727,627.00	\$508,098.00	\$109,300.00	\$32,000.00	\$7,746,809.00
6750	Cloverdale Community Schools	\$5,826,665.00	\$951,836.00	\$613,430.00	\$187,800.00	\$32,000.00	\$7,611,731.00
9320	Community Montessori Inc	\$2,857,966.00	\$102,622.00	\$495,108.00	\$13,850.00	\$20,600.00	\$3,490,146.00

Note that tuition support calculations for school corporations 5385 and 4690 may include innovation network charter schools as well as turnaround academies.

## Appendix C: FY2018 State Tuition Support by School Corporation

Corp	Name	FY18 Basic Grant	FY18 Complexity Grant	FY18 Special Education Grant	FY18 Career and Technical Grant	FY18 Honors Grant	FY18 Tuition Support
1170	Community Schools of Frankfort	\$16,399,715.00	\$2,840,855.00	\$1,340,820.00	\$478,400.00	\$43,100.00	\$21,102,890.00
2270	Concord Community Schools	\$27,759,234.00	\$3,185,863.00	\$2,498,196.00	\$711,550.00	\$146,700.00	\$34,301,543.00
2440	Covington Community Sch Corp	\$4,692,970.00	\$398,435.00	\$379,664.00	\$139,750.00	\$27,900.00	\$5,638,719.00
1900	Cowan Community School Corp	\$4,318,587.00	\$582,587.00	\$296,166.00	\$59,550.00	\$16,500.00	\$5,273,390.00
1300	Crawford Co Com School Corp	\$7,719,672.00	\$1,181,814.00	\$1,040,348.00	\$293,450.00	\$42,300.00	\$10,277,584.00
5855	Crawfordsville Com Schools	\$12,813,548.00	\$2,145,668.00	\$1,627,258.00	\$193,900.00	\$60,300.00	\$16,840,674.00
3710	Crothersville Community Schools	\$2,341,212.00	\$337,520.00	\$204,908.00	\$39,200.00	\$16,200.00	\$2,939,040.00
4660	Crown Point Community Sch Corp	\$44,569,242.00	\$2,431,910.00	\$3,663,086.00	\$823,750.00	\$344,900.00	\$51,832,888.00
5455	Culver Community Schools Corp	\$3,939,458.00	\$614,198.00	\$356,390.00	\$131,300.00	\$9,600.00	\$5,050,946.00
1940	Daleville Community Schools	\$4,998,804.00	\$566,316.00	\$287,066.00	\$35,550.00	\$43,800.00	\$5,931,536.00
9920	Damar Charter Academy	\$1,028,235.00	\$319,794.00	\$1,262,816.00	\$0.00	\$0.00	\$2,610,845.00
3325	Danville Community School Corp	\$13,065,809.00	\$807,637.00	\$1,344,440.00	\$292,250.00	\$86,600.00	\$15,596,736.00
1655	Decatur County Com Schools	\$10,456,359.00	\$1,188,114.00	\$1,264,298.00	\$342,000.00	\$70,600.00	\$13,321,371.00
1835	DeKalb Co Ctl United Sch Dist	\$18,408,043.00	\$1,761,768.00	\$1,860,426.00	\$341,450.00	\$84,100.00	\$22,455,787.00
1805	DeKalb Co Eastern Com Sch Dist	\$7,672,215.00	\$821,304.00	\$749,762.00	\$159,350.00	\$43,700.00	\$9,446,331.00
1875	Delaware Community School Corp	\$14,073,637.00	\$1,477,292.00	\$1,245,176.00	\$227,600.00	\$98,700.00	\$17,122,405.00
755	Delphi Community School Corp	\$7,511,389.00	\$751,153.00	\$453,592.00	\$290,600.00	\$47,700.00	\$9,054,434.00
9870	Discovery Charter School	\$2,810,509.00	\$142,039.00	\$226,564.00	\$0.00	\$0.00	\$3,179,112.00
9795	Dr Robert H Faulkner Academy	\$448,205.00	\$140,390.00	\$10,400.00	\$0.00	\$0.00	\$598,995.00
9950	Dugger Ch Sch	\$1,835,004.00	\$418,613.00	\$176,184.00	\$0.00	\$3,700.00	\$2,433,501.00
6470	Duneland School Corporation	\$30,794,320.00	\$2,250,736.00	\$3,313,570.00	\$514,550.00	\$192,000.00	\$37,065,176.00
255	East Allen County Schools	\$51,084,191.00	\$8,190,812.00	\$4,006,318.00	\$703,750.00	\$291,200.00	\$64,276,271.00
9595	East Chicago Lighthouse Charter	\$2,631,227.00	\$1,051,628.00	\$143,604.00	\$0.00	\$0.00	\$3,826,459.00
9555	East Chicago Urban Enterprise Acad	\$2,214,660.00	\$686,263.00	\$104,004.00	\$0.00	\$0.00	\$3,004,927.00
2725	East Gibson School Corporation	\$4,592,783.00	\$527,103.00	\$707,952.00	\$128,150.00	\$28,300.00	\$5,984,288.00
6060	East Noble School Corp	\$19,076,659.00	\$2,250,850.00	\$2,385,774.00	\$558,450.00	\$110,700.00	\$24,382,433.00
6510	East Porter County School Corp	\$13,430,331.00	\$606,619.00	\$1,436,648.00	\$386,150.00	\$98,300.00	\$15,958,048.00
8215	East Washington School Corp	\$7,519,298.00	\$989,644.00	\$783,480.00	\$259,050.00	\$44,500.00	\$9,595,972.00
2815	Eastbrook Community Sch Corp	\$8,512,889.00	\$864,447.00	\$827,040.00	\$221,550.00	\$45,500.00	\$10,471,426.00
2940	Eastern Greene Schools	\$6,027,039.00	\$749,145.00	\$598,300.00	\$199,050.00	\$33,800.00	\$7,607,334.00
3145	Eastern Hancock Co Com Sch Corp	\$6,406,695.00	\$536,192.00	\$724,764.00	\$208,450.00	\$47,700.00	\$7,923,801.00
3480	Eastern Howard School Corp	\$7,851,497.00	\$692,415.00	\$575,674.00	\$107,500.00	\$54,700.00	\$9,281,786.00
6620	Eastern Pulaski Com Sch Corp	\$6,786,351.00	\$847,168.00	\$588,424.00	\$124,000.00	\$31,200.00	\$8,377,143.00
4215	Edinburgh Community Sch Corp	\$4,308,041.00	\$695,953.00	\$474,196.00	\$79,900.00	\$22,400.00	\$5,580,490.00
2305	Elkhart Community Schools	\$66,293,843.00	\$11,968,723.00	\$6,044,506.00	\$1,213,000.00	\$229,100.00	\$85,749,172.00
5280	Elwood Community School Corp	\$7,767,129.00	\$1,608,192.00	\$857,962.00	\$242,750.00	\$30,500.00	\$10,506,533.00
5910	Eminence Community School Corp	\$1,898,280.00	\$258,376.00	\$297,592.00	\$89,850.00	\$7,000.00	\$2,551,098.00
7995	Evansville Vanderburgh Sch Corp	\$117,009,188.00	\$22,185,146.00	\$11,499,140.00	\$2,043,600.00	\$453,400.00	\$153,190,474.00
2155	Fairfield Community Schools	\$11,368,061.00	\$453,968.00	\$898,348.00	\$187,300.00	\$78,200.00	\$12,985,877.00
2395	Fayette County School Corp	\$17,359,665.00	\$3,363,653.00	\$1,876,964.00	\$546,450.00	\$74,700.00	\$23,221,432.00
370	Flat Rock-Hawcreek School Corp	\$4,661,332.00	\$522,143.00	\$449,238.00	\$140,500.00	\$18,700.00	\$5,791,913.00
235	Fort Wayne Community Schools	\$150,756,757.00	\$34,452,193.00	\$16,918,970.00	\$1,958,050.00	\$566,500.00	\$204,652,470.00
4225	Franklin Community School Corp	\$26,876,428.00	\$2,723,780.00	\$2,773,168.00	\$560,950.00	\$113,000.00	\$33,047,326.00
2475	Franklin County Com Sch Corp	\$12,238,633.00	\$1,362,706.00	\$1,156,542.00	\$320,000.00	\$89,200.00	\$15,167,081.00
5310	Franklin Township Com Sch Corp	\$49,025,718.00	\$3,895,838.00	\$5,931,750.00	\$794,700.00	\$235,300.00	\$59,883,306.00
5245	Frankton-Lapel Community Schs	\$15,990,373.00	\$1,400,530.00	\$1,426,868.00	\$205,050.00	\$93,600.00	\$19,116,421.00
7605	Fremont Community Schools	\$5,038,510.00	\$499,131.00	\$470,070.00	\$59,200.00	\$36,700.00	\$6,103,611.00
8525	Frontier School Corporation	\$3,554,002.00	\$229,463.00	\$345,364.00	\$131,100.00	\$35,600.00	\$4,295,529.00
1820	Garrett-Keyser-Butler Com	\$9,428,124.00	\$1,061,160.00	\$977,964.00	\$350,650.00	\$46,000.00	\$11,863,898.00
4690	Gary Community School Corp	\$27,815,075.00	\$11,510,841.00	\$3,202,708.00	\$319,450.00	\$67,600.00	\$42,915,674.00

Note that tuition support calculations for school corporations 5385 and 4690 may include innovation network charter schools as well as turnaround academies.

## Appendix C: FY2018 State Tuition Support by School Corporation

Corp	Name	FY18 Basic Grant	FY18 Complexity Grant	FY18 Special Education Grant	FY18 Career and Technical Grant	FY18 Honors Grant	FY18 Tuition Support
9535	Gary Lighthouse Charter School	\$8,115,147.00	\$3,235,778.00	\$502,016.00	\$0.00	\$25,200.00	\$11,878,141.00
9885	Gary Middle College	\$268,923.00	\$56,349.00	\$42,900.00	\$1,500.00	\$0.00	\$369,672.00
9665	Geist Montessori Academy	\$1,966,829.00	\$87,782.00	\$270,968.00	\$0.00	\$0.00	\$2,325,579.00
2315	Goshen Community Schools	\$34,654,156.00	\$4,250,901.00	\$3,037,624.00	\$438,200.00	\$160,000.00	\$42,540,881.00
1010	Greater Clark County Schools	\$53,337,186.00	\$7,034,176.00	\$5,908,108.00	\$1,357,400.00	\$253,400.00	\$67,890,270.00
2120	Greater Jasper Con Schs	\$16,493,944.00	\$813,655.00	\$1,573,616.00	\$542,800.00	\$151,900.00	\$19,575,915.00
6755	Greencastle Community Sch Corp	\$9,813,738.00	\$1,272,510.00	\$1,054,236.00	\$247,300.00	\$43,300.00	\$12,431,084.00
3125	Greenfield-Central Com Schools	\$23,868,920.00	\$2,308,446.00	\$2,655,590.00	\$482,400.00	\$139,300.00	\$29,454,656.00
1730	Greensburg Community Schools	\$11,336,950.00	\$1,462,430.00	\$1,347,546.00	\$292,000.00	\$77,100.00	\$14,516,026.00
4245	Greenwood Community Sch Corp	\$21,113,092.00	\$2,526,524.00	\$2,478,844.00	\$350,250.00	\$104,800.00	\$26,573,510.00
4700	Griffith Public Schools	\$12,739,568.00	\$1,875,058.00	\$1,072,198.00	\$275,750.00	\$65,400.00	\$16,027,974.00
7610	Hamilton Community Schools	\$1,486,986.00	\$115,668.00	\$176,458.00	\$46,250.00	\$8,800.00	\$1,834,162.00
3025	Hamilton Heights School Corp	\$11,914,976.00	\$866,045.00	\$1,266,118.00	\$250,000.00	\$71,500.00	\$14,368,639.00
3005	Hamilton Southeastern Schools	\$112,567,951.00	\$2,697,105.00	\$9,392,568.00	\$1,149,900.00	\$822,200.00	\$126,629,724.00
9705	Hammond Academy of Science & Tech	\$2,836,874.00	\$409,165.00	\$81,152.00	\$52,400.00	\$30,600.00	\$3,410,191.00
4580	Hanover Community School Corp	\$12,017,167.00	\$652,500.00	\$938,012.00	\$478,850.00	\$76,000.00	\$14,162,529.00
9990	Heritage Inst of Arts and Tech	\$1,196,971.00	\$341,265.00	\$39,928.00	\$0.00	\$0.00	\$1,578,164.00
9805	Hoosier Academy - Indianapolis	\$1,033,508.00	\$148,856.00	\$138,184.00	\$0.00	\$3,300.00	\$1,323,848.00
9865	Hoosier Academy Virtual	\$7,958,539.00	\$1,807,186.00	\$791,496.00	\$176,800.00	\$12,500.00	\$10,746,521.00
9655	Hope Academy	\$142,371.00	\$19,111.00	\$13,800.00	\$0.00	\$1,100.00	\$176,382.00
3625	Huntington Co Com Sch Corp	\$26,884,865.00	\$3,228,070.00	\$2,920,220.00	\$637,100.00	\$146,400.00	\$33,816,655.00
9625	IN Acad for Sci Math Humanities	\$1,692,633.00	\$51,687.00	\$9,700.00	\$0.00	\$164,400.00	\$1,918,420.00
9905	IN Connections Academy	\$21,350,904.00	\$2,862,759.00	\$2,870,416.00	\$0.00	\$36,400.00	\$27,120,479.00
9035	IN Connections Career Academy HS Virtual Charter School	\$322,708.00	\$36,772.00	\$67,080.00	\$0.00	\$0.00	\$426,560.00
9490	Indiana College Preparatory School	\$1,297,158.00	\$458,716.00	\$36,276.00	\$0.00	\$0.00	\$1,792,150.00
9785	Indiana Math and Science Academy	\$3,105,797.00	\$791,893.00	\$183,332.00	\$0.00	\$0.00	\$4,081,022.00
9895	Indiana Math Science Academy	\$3,556,639.00	\$894,670.00	\$352,344.00	\$6,300.00	\$5,200.00	\$4,815,153.00
9155	Indiana Virtual Pathways Academy	\$14,104,220.00	\$2,325,501.00	\$539,384.00	\$0.00	\$0.00	\$16,969,105.00
9890	Indiana Virtual School	\$16,045,212.00	\$2,614,426.00	\$998,856.00	\$0.00	\$3,300.00	\$19,661,794.00
9780	Indianapolis Acad of Excel -Chlng Fnd Aca	\$690,763.00	\$246,593.00	\$64,928.00	\$0.00	\$0.00	\$1,002,284.00
9770	Indianapolis Lighthouse East	\$1,982,648.00	\$746,901.00	\$324,996.00	\$0.00	\$0.00	\$3,054,545.00
9670	Indianapolis Metropolitan High Sch	\$1,497,532.00	\$502,538.00	\$270,068.00	\$52,500.00	\$0.00	\$2,322,638.00
5385	Indianapolis Public Schools	\$164,580,876.00	\$51,860,611.00	\$20,251,014.00	\$1,409,450.00	\$349,100.00	\$238,451,051.00
9575	Indpls Lighthouse Charter School	\$4,856,433.00	\$1,832,118.00	\$210,104.00	\$104,750.00	\$39,700.00	\$7,043,105.00
9120	Insight School of IN	\$3,720,629.00	\$806,015.00	\$399,740.00	\$0.00	\$0.00	\$4,926,384.00
9735	Inspire Academy	\$1,044,054.00	\$342,302.00	\$204,640.00	\$0.00	\$0.00	\$1,590,996.00
9330	Irvington Community School	\$5,331,003.00	\$834,368.00	\$543,056.00	\$0.00	\$24,200.00	\$6,732,627.00
6900	Jac-Cen-Del Community Sch Corp	\$4,434,593.00	\$506,862.00	\$427,444.00	\$122,100.00	\$25,700.00	\$5,516,699.00
3945	Jay School Corp	\$17,221,882.00	\$2,147,591.00	\$2,637,592.00	\$957,650.00	\$131,900.00	\$23,096,615.00
4015	Jennings County Schools	\$22,061,599.00	\$3,481,072.00	\$2,694,632.00	\$483,250.00	\$97,400.00	\$28,817,953.00
7150	John Glenn School Corporation	\$10,166,344.00	\$805,827.00	\$804,390.00	\$181,250.00	\$55,900.00	\$12,013,711.00
9495	Joshua Academy	\$986,051.00	\$296,814.00	\$20,300.00	\$0.00	\$0.00	\$1,303,165.00
3785	Kankakee Valley School Corp	\$17,759,464.00	\$1,694,946.00	\$1,924,630.00	\$523,950.00	\$111,000.00	\$22,013,990.00
9400	KIPP Indpls College Preparatory	\$1,597,719.00	\$666,661.00	\$176,156.00	\$0.00	\$0.00	\$2,440,536.00
9410	KIPP Indy Unite Elementary	\$2,119,746.00	\$900,271.00	\$94,604.00	\$0.00	\$0.00	\$3,114,621.00
7525	Knox Community School Corp	\$9,720,090.00	\$1,755,515.00	\$643,778.00	\$441,900.00	\$35,600.00	\$12,596,883.00
3500	Kokomo-Center Twp Con Sch Corp	\$30,255,999.00	\$7,704,292.00	\$3,488,066.00	\$881,050.00	\$125,000.00	\$42,454,407.00
7855	Lafayette School Corporation	\$39,258,381.00	\$8,215,447.00	\$5,747,130.00	\$580,700.00	\$124,000.00	\$53,925,658.00
4615	Lake Central School Corp	\$49,587,292.00	\$2,306,331.00	\$4,507,498.00	\$967,700.00	\$320,300.00	\$57,689,121.00
4650	Lake Ridge Schools	\$9,860,510.00	\$3,354,630.00	\$1,042,394.00	\$998,600.00	\$19,900.00	\$15,276,034.00

Note that tuition support calculations for school corporations 5385 and 4690 may include innovation network charter schools as well as turnaround academies.



## Appendix C: FY2018 State Tuition Support by School Corporation

Corp	Name	FY18 Basic Grant	FY18 Complexity Grant	FY18 Special Education Grant	FY18 Career and Technical Grant	FY18 Honors Grant	FY18 Tuition Support
4680	Lake Station Community Schools	\$6,491,063.00	\$1,666,368.00	\$718,212.00	\$90,600.00	\$24,500.00	\$8,990,743.00
4535	Lakeland School Corporation	\$10,153,162.00	\$920,620.00	\$1,240,638.00	\$352,700.00	\$46,300.00	\$12,713,420.00
3160	Lanesville Community School Corp	\$4,061,686.00	\$116,674.00	\$274,656.00	\$164,200.00	\$38,500.00	\$4,655,716.00
4945	LaPorte Community School Corp	\$31,991,291.00	\$5,170,237.00	\$3,321,784.00	\$627,950.00	\$169,400.00	\$41,280,662.00
1620	Lawrenceburg Com School Corp	\$10,804,377.00	\$1,476,386.00	\$1,010,410.00	\$154,000.00	\$66,800.00	\$13,511,973.00
665	Lebanon Community School Corp	\$18,376,405.00	\$1,989,377.00	\$2,486,980.00	\$518,550.00	\$89,200.00	\$23,460,512.00
815	Lewis Cass School Corp	\$6,914,221.00	\$759,188.00	\$527,730.00	\$197,050.00	\$38,200.00	\$8,436,389.00
1895	Liberty-Perry Com School Corp	\$6,475,244.00	\$966,092.00	\$580,952.00	\$94,600.00	\$41,200.00	\$8,158,088.00
2950	Linton-Stockton School Corp	\$7,456,022.00	\$973,808.00	\$520,780.00	\$205,250.00	\$17,600.00	\$9,173,460.00
875	Logansport Community Sch Corp	\$21,909,315.00	\$3,534,991.00	\$1,904,992.00	\$820,050.00	\$93,900.00	\$28,263,248.00
5525	Loogootee Community Sch Corp	\$4,313,314.00	\$421,205.00	\$437,044.00	\$111,850.00	\$34,500.00	\$5,317,913.00
8445	M S D Bluffton-Harrison	\$8,425,569.00	\$924,000.00	\$841,246.00	\$129,650.00	\$48,800.00	\$10,369,265.00
6460	M S D Boone Township	\$5,942,671.00	\$516,110.00	\$694,316.00	\$134,800.00	\$17,600.00	\$7,305,497.00
5300	M S D Decatur Township	\$35,397,649.00	\$6,274,305.00	\$3,906,774.00	\$483,550.00	\$105,700.00	\$46,167,978.00
5330	M S D Lawrence Township	\$83,126,209.00	\$14,667,291.00	\$8,950,502.00	\$2,326,900.00	\$334,500.00	\$109,405,402.00
5925	M S D Martinsville Schools	\$23,665,224.00	\$3,230,597.00	\$2,420,068.00	\$844,500.00	\$116,500.00	\$30,276,889.00
6590	M S D Mount Vernon	\$10,722,171.00	\$1,611,965.00	\$1,618,622.00	\$177,050.00	\$57,300.00	\$14,187,108.00
6600	M S D North Posey Co Schools	\$7,414,523.00	\$616,068.00	\$841,254.00	\$221,150.00	\$73,100.00	\$9,166,095.00
4860	M S D of New Durham Township	\$4,756,246.00	\$568,531.00	\$402,744.00	\$141,350.00	\$12,100.00	\$5,880,971.00
5340	M S D Perry Township	\$85,947,264.00	\$15,522,666.00	\$8,997,004.00	\$752,750.00	\$359,500.00	\$111,579,184.00
5350	M S D Pike Township	\$59,015,416.00	\$10,353,607.00	\$5,390,856.00	\$1,048,750.00	\$174,700.00	\$75,983,329.00
2960	M S D Shakamak Schools	\$4,081,302.00	\$718,489.00	\$378,996.00	\$92,650.00	\$32,400.00	\$5,303,837.00
125	M S D Southwest Allen County	\$38,709,093.00	\$1,371,739.00	\$3,000,304.00	\$598,500.00	\$286,500.00	\$43,966,136.00
7615	M S D Steuben County	\$14,432,201.00	\$1,535,265.00	\$1,601,148.00	\$271,250.00	\$68,600.00	\$17,908,464.00
8050	M S D Wabash County Schools	\$11,139,213.00	\$1,390,553.00	\$934,516.00	\$380,600.00	\$51,800.00	\$13,896,682.00
8115	M S D Warren County	\$7,002,544.00	\$786,269.00	\$648,870.00	\$225,350.00	\$36,700.00	\$8,699,733.00
5360	M S D Warren Township	\$63,318,184.00	\$14,814,270.00	\$6,831,222.00	\$1,823,700.00	\$163,800.00	\$86,951,176.00
5370	M S D Washington Township	\$59,271,209.00	\$9,595,012.00	\$6,660,506.00	\$1,116,800.00	\$360,300.00	\$77,003,827.00
5375	M S D Wayne Township	\$86,035,692.00	\$18,749,189.00	\$9,807,698.00	\$1,781,750.00	\$450,400.00	\$116,824,729.00
5615	Maconaquah School Corp	\$11,590,054.00	\$1,842,781.00	\$1,126,640.00	\$228,350.00	\$46,300.00	\$14,834,125.00
3995	Madison Consolidated Schools	\$14,047,694.00	\$2,047,798.00	\$1,437,416.00	\$387,450.00	\$82,700.00	\$18,003,058.00
2825	Madison-Grant United Sch Corp	\$6,100,861.00	\$894,268.00	\$670,908.00	\$135,250.00	\$41,500.00	\$7,842,787.00
8045	Manchester Community Schools	\$8,357,705.00	\$856,550.00	\$754,668.00	\$264,850.00	\$44,800.00	\$10,278,573.00
9915	Marion Academy	\$1,276,066.00	\$382,914.00	\$459,140.00	\$0.00	\$0.00	\$2,118,120.00
2865	Marion Community Schools	\$18,508,230.00	\$5,804,733.00	\$2,063,958.00	\$501,250.00	\$98,900.00	\$26,977,071.00
9955	Mays Community Academy	\$954,413.00	\$174,361.00	\$323,276.00	\$0.00	\$0.00	\$1,452,050.00
3640	Medora Community School Corp	\$922,775.00	\$233,053.00	\$110,252.00	\$24,350.00	\$6,600.00	\$1,297,030.00
4600	Merrillville Community School	\$33,693,468.00	\$6,107,892.00	\$3,341,566.00	\$1,088,100.00	\$120,000.00	\$44,351,026.00
4925	Michigan City Area Schools	\$28,706,212.00	\$8,525,358.00	\$3,855,350.00	\$580,250.00	\$102,000.00	\$41,769,170.00
2275	Middlebury Community Schools	\$24,117,120.00	\$1,053,735.00	\$1,816,668.00	\$476,500.00	\$132,800.00	\$27,596,823.00
6910	Milan Community Schools	\$6,106,134.00	\$695,460.00	\$585,350.00	\$138,650.00	\$31,200.00	\$7,556,794.00
3335	Mill Creek Community Sch Corp	\$8,020,233.00	\$483,921.00	\$890,768.00	\$132,350.00	\$61,700.00	\$9,588,972.00
2855	Mississinewa Community School Corp	\$12,576,105.00	\$2,482,356.00	\$1,593,048.00	\$232,650.00	\$58,900.00	\$16,943,059.00
5085	Mitchell Community Schools	\$8,357,705.00	\$1,245,826.00	\$1,045,846.00	\$83,250.00	\$37,800.00	\$10,770,427.00
6820	Monroe Central School Corp	\$5,584,107.00	\$796,781.00	\$547,152.00	\$128,950.00	\$18,000.00	\$7,074,990.00
5740	Monroe County Com Sch Corp	\$56,784,937.00	\$6,509,430.00	\$6,217,098.00	\$823,500.00	\$467,900.00	\$70,802,865.00
5900	Monroe-Gregg School District	\$7,856,770.00	\$727,165.00	\$975,116.00	\$201,850.00	\$48,500.00	\$9,809,401.00
5930	Mooreville Con School Corp	\$23,027,191.00	\$2,499,059.00	\$2,342,256.00	\$550,000.00	\$153,500.00	\$28,572,006.00
3135	Mt Vernon Community Sch Corp	\$20,997,086.00	\$1,140,086.00	\$2,240,102.00	\$470,300.00	\$108,200.00	\$24,955,774.00
1970	Muncie Community Schools	\$26,966,122.00	\$8,705,358.00	\$3,706,970.00	\$333,850.00	\$94,400.00	\$39,806,700.00

Note that tuition support calculations for school corporations 5385 and 4690 may include innovation network charter schools as well as turnaround academies.

## Appendix C: FY2018 State Tuition Support by School Corporation

Corp	Name	FY18 Basic Grant	FY18 Complexity Grant	FY18 Special Education Grant	FY18 Career and Technical Grant	FY18 Honors Grant	FY18 Tuition Support
9730	Neighbors New Vista High School	\$1,028,235.00	\$171,077.00	\$140,456.00	\$27,300.00	\$0.00	\$1,367,068.00
8305	Nettle Creek School Corp	\$5,681,974.00	\$563,251.00	\$630,406.00	\$164,150.00	\$45,500.00	\$7,085,281.00
2400	New Albany-Floyd Co Con Sch	\$60,394,675.00	\$7,738,032.00	\$6,986,470.00	\$1,072,300.00	\$380,000.00	\$76,571,477.00
3445	New Castle Community Sch Corp	\$16,393,757.00	\$3,223,815.00	\$1,840,074.00	\$358,600.00	\$102,500.00	\$21,918,746.00
4805	New Prairie United School Corp	\$15,838,194.00	\$1,390,385.00	\$1,526,104.00	\$316,300.00	\$93,400.00	\$19,164,383.00
9930	Nexus Academy of Indianapolis	\$94,914.00	\$17,149.00	\$6,900.00	\$0.00	\$7,700.00	\$126,663.00
4255	Nineveh-Hensley-Jackson United	\$9,665,409.00	\$646,756.00	\$875,734.00	\$288,450.00	\$54,000.00	\$11,530,349.00
3070	Noblesville Schools	\$54,949,775.00	\$2,681,211.00	\$6,256,446.00	\$903,450.00	\$300,100.00	\$65,090,982.00
25	North Adams Community Schools	\$9,074,833.00	\$1,258,929.00	\$871,118.00	\$220,000.00	\$76,500.00	\$11,501,380.00
6375	North Central Parke Con Sch Corp	\$6,306,508.00	\$1,100,487.00	\$678,524.00	\$251,100.00	\$37,500.00	\$8,374,119.00
1375	North Daviess Com Schools	\$6,380,330.00	\$580,231.00	\$535,042.00	\$122,950.00	\$28,600.00	\$7,647,153.00
2735	North Gibson School Corp	\$10,610,647.00	\$1,796,023.00	\$1,696,112.00	\$135,350.00	\$34,900.00	\$14,273,032.00
3180	North Harrison Com School Corp	\$11,595,011.00	\$1,331,502.00	\$1,236,796.00	\$285,600.00	\$60,200.00	\$14,509,109.00
7515	North Judson-San Pierre Sch Corp	\$5,422,015.00	\$986,173.00	\$535,146.00	\$138,500.00	\$22,800.00	\$7,104,634.00
4315	North Knox School Corp	\$7,097,458.00	\$1,280,907.00	\$471,012.00	\$153,450.00	\$29,000.00	\$9,031,827.00
5075	North Lawrence Com Schools	\$25,528,122.00	\$3,241,631.00	\$3,374,478.00	\$706,900.00	\$137,400.00	\$32,988,531.00
5620	North Miami Community Schools	\$4,687,697.00	\$415,928.00	\$425,662.00	\$165,900.00	\$33,400.00	\$5,728,587.00
5835	North Montgomery Com Sch Corp	\$9,850,544.00	\$819,801.00	\$1,076,116.00	\$301,650.00	\$78,900.00	\$12,127,011.00
5945	North Newton School Corp	\$7,255,648.00	\$950,555.00	\$692,456.00	\$178,200.00	\$28,700.00	\$9,105,559.00
6715	North Putnam Community Schools	\$7,250,375.00	\$818,964.00	\$1,068,392.00	\$256,700.00	\$50,000.00	\$9,444,431.00
7385	North Spencer County Sch Corp	\$10,095,211.00	\$633,511.00	\$1,057,422.00	\$247,450.00	\$69,400.00	\$12,102,994.00
8010	North Vermillion Com Sch Corp	\$4,023,299.00	\$616,199.00	\$247,008.00	\$133,150.00	\$19,900.00	\$5,039,556.00
3295	North West Hendricks Schools	\$10,013,427.00	\$340,738.00	\$905,656.00	\$187,200.00	\$61,700.00	\$11,508,721.00
8515	North White School Corp	\$4,650,786.00	\$563,413.00	\$371,388.00	\$76,900.00	\$17,600.00	\$5,680,087.00
2040	Northeast Dubois Co Sch Corp	\$4,392,409.00	\$142,976.00	\$703,548.00	\$129,100.00	\$20,600.00	\$5,388,633.00
7645	Northeast School Corp	\$4,497,869.00	\$727,225.00	\$568,332.00	\$148,400.00	\$22,500.00	\$5,964,326.00
8375	Northeastern Wayne Schools	\$6,670,345.00	\$588,250.00	\$660,656.00	\$104,500.00	\$48,100.00	\$8,071,851.00
8435	Northern Wells Com Schools	\$12,989,614.00	\$845,643.00	\$1,098,206.00	\$258,700.00	\$78,500.00	\$15,270,663.00
225	Northwest Allen County Schools	\$39,763,482.00	\$1,128,882.00	\$3,147,558.00	\$877,350.00	\$301,900.00	\$45,219,172.00
7350	Northwestern Con School Corp	\$7,698,580.00	\$651,029.00	\$725,764.00	\$171,000.00	\$45,900.00	\$9,292,273.00
3470	Northwestern School Corp	\$9,644,475.00	\$600,690.00	\$666,326.00	\$127,200.00	\$94,300.00	\$11,132,991.00
5625	Oak Hill United School Corp	\$9,049,312.00	\$993,022.00	\$833,584.00	\$155,150.00	\$27,600.00	\$11,058,668.00
9640	Options Charter Sch - Noblesville	\$1,481,713.00	\$136,538.00	\$726,516.00	\$10,900.00	\$2,200.00	\$2,357,867.00
9325	Options Charter School - Carmel	\$943,867.00	\$43,203.00	\$229,044.00	\$15,000.00	\$0.00	\$1,231,114.00
7495	Oregon-Davis School Corp	\$2,926,515.00	\$492,807.00	\$289,286.00	\$77,700.00	\$14,000.00	\$3,800,308.00
6145	Orleans Community Schools	\$4,344,952.00	\$510,905.00	\$422,114.00	\$89,800.00	\$26,500.00	\$5,394,271.00
9030	Otwell Miller Academy Charter School	\$305,834.00	\$65,006.00	\$36,476.00	\$0.00	\$0.00	\$407,316.00
6155	Paoli Community School Corp	\$7,467,992.00	\$1,193,406.00	\$884,670.00	\$308,850.00	\$37,500.00	\$9,892,418.00
9680	Paramount School of Excellence Inc	\$4,018,026.00	\$1,387,732.00	\$352,590.00	\$0.00	\$0.00	\$5,758,348.00
7175	Penn-Harris-Madison Sch Corp	\$58,785,355.00	\$3,606,052.00	\$5,228,360.00	\$1,892,750.00	\$428,600.00	\$69,941,117.00
6325	Perry Central Com Schools Corp	\$6,248,505.00	\$595,925.00	\$658,884.00	\$306,550.00	\$46,600.00	\$7,856,464.00
5635	Peru Community Schools	\$10,713,576.00	\$2,027,716.00	\$1,117,288.00	\$323,500.00	\$51,100.00	\$14,233,180.00
9045	Phalen Academy MS Charter School	\$632,760.00	\$231,960.00	\$66,176.00	\$0.00	\$0.00	\$930,896.00
9925	Phalen Ldrshp Acad - IN Inc	\$1,436,893.00	\$401,278.00	\$42,352.00	\$0.00	\$0.00	\$1,880,523.00
6445	Pike County School Corp	\$9,238,296.00	\$1,037,307.00	\$1,099,524.00	\$377,800.00	\$71,000.00	\$11,823,927.00
775	Pioneer Regional School Corp	\$5,059,549.00	\$424,808.00	\$341,162.00	\$128,600.00	\$13,200.00	\$5,967,319.00
3330	Plainfield Community Sch Corp	\$28,584,933.00	\$1,857,126.00	\$2,888,710.00	\$610,600.00	\$214,500.00	\$34,155,869.00
5485	Plymouth Community School Corp	\$18,516,878.00	\$1,886,523.00	\$1,499,742.00	\$684,450.00	\$55,100.00	\$22,642,693.00
6550	Portage Township Schools	\$40,370,088.00	\$6,061,026.00	\$4,660,350.00	\$810,700.00	\$187,900.00	\$52,090,064.00
6520	Porter Township School Corp	\$7,318,924.00	\$318,796.00	\$919,302.00	\$148,600.00	\$42,200.00	\$8,747,822.00

Note that tuition support calculations for school corporations 5385 and 4690 may include innovation network charter schools as well as turnaround academies.

## Appendix C: FY2018 State Tuition Support by School Corporation

Corp	Name	FY18 Basic Grant	FY18 Complexity Grant	FY18 Special Education Grant	FY18 Career and Technical Grant	FY18 Honors Grant	FY18 Tuition Support
4515	Prairie Heights Com Sch Corp	\$6,849,627.00	\$648,656.00	\$867,776.00	\$196,200.00	\$34,100.00	\$8,596,359.00
6825	Randolph Central School Corp	\$7,772,402.00	\$1,189,356.00	\$842,186.00	\$88,350.00	\$34,200.00	\$9,926,494.00
6835	Randolph Eastern School Corp	\$4,587,510.00	\$832,547.00	\$386,912.00	\$132,400.00	\$23,100.00	\$5,962,469.00
6805	Randolph Southern School Corp	\$2,857,966.00	\$438,489.00	\$232,310.00	\$56,150.00	\$15,800.00	\$3,600,715.00
9690	Renaissance Academy Charter School	\$1,360,434.00	\$85,006.00	\$59,952.00	\$0.00	\$0.00	\$1,505,392.00
3815	Rensselaer Central School Corp	\$8,184,540.00	\$1,150,259.00	\$961,228.00	\$272,600.00	\$53,300.00	\$10,621,927.00
5705	Richland-Bean Blossom C S C	\$14,424,292.00	\$1,386,297.00	\$1,659,972.00	\$144,050.00	\$77,500.00	\$17,692,111.00
8385	Richmond Community Schools	\$24,735,643.00	\$6,627,304.00	\$3,606,424.00	\$529,300.00	\$101,800.00	\$35,600,471.00
6080	Rising Sun-Ohio Co Com	\$4,197,308.00	\$366,216.00	\$409,990.00	\$103,700.00	\$19,100.00	\$5,096,314.00
4590	River Forest Community Sch Corp	\$8,605,536.00	\$2,398,044.00	\$743,406.00	\$121,400.00	\$21,800.00	\$11,890,186.00
2645	Rochester Community Sch Corp	\$9,276,473.00	\$1,322,386.00	\$902,246.00	\$275,100.00	\$51,800.00	\$11,828,005.00
9875	Rock Creek Community Academy	\$2,436,126.00	\$148,297.00	\$424,140.00	\$11,250.00	\$20,200.00	\$3,040,013.00
1180	Rossville Con School District	\$5,178,086.00	\$388,538.00	\$361,062.00	\$126,800.00	\$52,800.00	\$6,107,286.00
9465	Rural Community Schools Inc	\$928,048.00	\$181,690.00	\$256,092.00	\$0.00	\$0.00	\$1,365,830.00
6995	Rush County Schools	\$10,909,837.00	\$1,345,822.00	\$1,115,260.00	\$310,850.00	\$30,800.00	\$13,712,569.00
8205	Salem Community Schools	\$9,978,994.00	\$1,532,371.00	\$1,254,564.00	\$179,400.00	\$36,000.00	\$12,981,329.00
4670	School City of East Chicago	\$22,167,692.00	\$8,493,846.00	\$2,773,474.00	\$367,600.00	\$39,000.00	\$33,841,612.00
4710	School City of Hammond	\$68,886,472.00	\$18,169,803.00	\$7,212,520.00	\$980,650.00	\$150,800.00	\$95,400,245.00
4730	School City of Hobart	\$21,120,632.00	\$2,473,593.00	\$1,987,854.00	\$1,607,800.00	\$92,600.00	\$27,282,479.00
7200	School City of Mishawaka	\$27,329,959.00	\$5,365,234.00	\$3,288,934.00	\$784,700.00	\$86,100.00	\$36,854,927.00
4720	School Town of Highland	\$17,095,066.00	\$1,618,893.00	\$1,367,274.00	\$354,850.00	\$88,100.00	\$20,524,183.00
4740	School Town of Munster	\$21,086,832.00	\$642,523.00	\$1,727,746.00	\$352,800.00	\$224,500.00	\$24,034,401.00
5400	School Town of Speedway	\$9,781,415.00	\$1,687,160.00	\$1,066,096.00	\$152,500.00	\$43,900.00	\$12,731,071.00
7230	Scott County School District 1	\$6,301,235.00	\$1,193,877.00	\$834,642.00	\$51,650.00	\$38,300.00	\$8,419,704.00
7255	Scott County School District 2	\$13,983,996.00	\$2,217,788.00	\$1,546,812.00	\$258,850.00	\$60,700.00	\$18,068,146.00
9485	SE Neighborhood Sch of Excellence	\$3,142,708.00	\$1,093,642.00	\$177,306.00	\$0.00	\$0.00	\$4,413,656.00
9985	Seven Oaks Classical School	\$1,175,879.00	\$147,028.00	\$184,888.00	\$0.00	\$0.00	\$1,507,795.00
3675	Seymour Community Schools	\$24,598,545.00	\$3,060,846.00	\$2,918,838.00	\$538,300.00	\$122,200.00	\$31,238,729.00
7285	Shelby Eastern Schools	\$5,966,400.00	\$507,761.00	\$701,116.00	\$137,850.00	\$24,600.00	\$7,337,727.00
7365	Shelbyville Central Schools	\$20,185,044.00	\$2,850,367.00	\$2,229,026.00	\$625,500.00	\$133,000.00	\$26,022,937.00
3435	Shenandoah School Corporation	\$7,419,111.00	\$683,661.00	\$587,816.00	\$233,950.00	\$40,800.00	\$8,965,338.00
3055	Sheridan Community Schools	\$5,710,659.00	\$486,754.00	\$856,926.00	\$103,350.00	\$29,400.00	\$7,187,089.00
5520	Shoals Community School Corp	\$3,016,156.00	\$442,110.00	\$484,096.00	\$41,200.00	\$13,600.00	\$3,997,162.00
9315	Signature School Inc	\$1,929,918.00	\$365,916.00	\$31,528.00	\$0.00	\$85,200.00	\$2,412,562.00
9760	Smith Academy for Excellence	\$395,475.00	\$140,091.00	\$66,252.00	\$0.00	\$0.00	\$601,818.00
8625	Smith-Green Community Schools	\$6,232,686.00	\$289,886.00	\$571,130.00	\$102,750.00	\$40,000.00	\$7,236,452.00
35	South Adams Schools	\$6,453,045.00	\$698,588.00	\$631,036.00	\$120,400.00	\$33,400.00	\$7,936,469.00
7205	South Bend Community Sch Corp	\$88,595,522.00	\$22,958,052.00	\$11,363,814.00	\$1,470,700.00	\$323,300.00	\$124,711,388.00
4940	South Central Com School Corp	\$4,845,887.00	\$348,972.00	\$404,392.00	\$176,800.00	\$47,700.00	\$5,823,751.00
1600	South Dearborn Com School Corp	\$12,913,577.00	\$1,836,530.00	\$1,416,924.00	\$290,800.00	\$49,300.00	\$16,507,131.00
2765	South Gibson School Corp	\$10,596,304.00	\$722,550.00	\$1,093,954.00	\$153,950.00	\$73,700.00	\$12,640,458.00
3190	South Harrison Com Schools	\$15,928,467.00	\$1,938,180.00	\$1,760,056.00	\$378,750.00	\$55,100.00	\$20,060,553.00
3415	South Henry School Corp	\$4,292,222.00	\$480,219.00	\$403,220.00	\$181,700.00	\$40,100.00	\$5,397,461.00
4325	South Knox School Corp	\$6,601,796.00	\$499,798.00	\$431,596.00	\$123,150.00	\$41,500.00	\$7,697,840.00
5255	South Madison Com Sch Corp	\$23,549,218.00	\$1,572,613.00	\$2,478,914.00	\$322,300.00	\$122,900.00	\$28,045,945.00
5845	South Montgomery Com Sch Corp	\$8,642,447.00	\$852,657.00	\$1,014,974.00	\$287,450.00	\$39,700.00	\$10,837,228.00
5995	South Newton School Corp	\$4,646,937.00	\$746,956.00	\$571,606.00	\$155,150.00	\$15,400.00	\$6,136,049.00
6705	South Putnam Community Schools	\$5,921,579.00	\$579,850.00	\$644,960.00	\$238,600.00	\$25,700.00	\$7,410,689.00
6865	South Ripley Com Sch Corp	\$6,232,686.00	\$1,022,773.00	\$651,696.00	\$245,900.00	\$27,900.00	\$8,180,955.00
7445	South Spencer County Sch Corp	\$6,401,158.00	\$808,114.00	\$819,362.00	\$144,600.00	\$42,300.00	\$8,215,534.00

Note that tuition support calculations for school corporations 5385 and 4690 may include innovation network charter schools as well as turnaround academies.

## Appendix C: FY2018 State Tuition Support by School Corporation

Corp	Name	FY18 Basic Grant	FY18 Complexity Grant	FY18 Special Education Grant	FY18 Career and Technical Grant	FY18 Honors Grant	FY18 Tuition Support
8020	South Vermillion Com Sch Corp	\$9,001,011.00	\$1,495,161.00	\$917,568.00	\$300,850.00	\$54,400.00	\$11,768,990.00
2100	Southeast Dubois Co Sch Corp	\$6,738,894.00	\$181,361.00	\$663,138.00	\$231,100.00	\$57,200.00	\$7,871,693.00
2455	Southeast Fountain School Corp	\$5,452,282.00	\$857,010.00	\$418,766.00	\$163,700.00	\$46,400.00	\$6,938,158.00
3115	Southern Hancock Co Com Sch Corp	\$18,908,978.00	\$1,012,722.00	\$1,854,574.00	\$265,350.00	\$126,600.00	\$22,168,224.00
8425	Southern Wells Com Schools	\$4,630,274.00	\$403,685.00	\$311,836.00	\$96,500.00	\$28,300.00	\$5,470,595.00
2110	Southwest Dubois Co Sch Corp	\$9,106,471.00	\$705,307.00	\$823,968.00	\$144,450.00	\$37,900.00	\$10,818,096.00
6260	Southwest Parke Com Sch Corp	\$5,273,000.00	\$977,830.00	\$515,368.00	\$256,800.00	\$29,400.00	\$7,052,398.00
7715	Southwest School Corp	\$8,953,554.00	\$1,217,466.00	\$813,142.00	\$280,700.00	\$49,600.00	\$11,314,462.00
7360	Southwestern Con Sch Shelby Co	\$3,079,432.00	\$277,569.00	\$252,088.00	\$86,200.00	\$32,400.00	\$3,727,689.00
4000	Southwestern-Jefferson Co Con	\$7,028,909.00	\$1,181,265.00	\$738,394.00	\$149,300.00	\$27,200.00	\$9,125,068.00
6195	Spencer-Owen Community Schools	\$12,932,823.00	\$1,978,160.00	\$1,784,540.00	\$527,950.00	\$71,700.00	\$17,295,173.00
6160	Springs Valley Com School Corp	\$4,524,234.00	\$645,860.00	\$467,470.00	\$142,400.00	\$14,700.00	\$5,794,664.00
9980	Steel City Academy/Global Leadership Acad	\$1,587,173.00	\$623,696.00	\$128,576.00	\$0.00	\$0.00	\$2,339,445.00
9960	Success Academy Primary School	\$3,411,631.00	\$1,055,794.00	\$427,504.00	\$0.00	\$0.00	\$4,894,929.00
1560	Sunman-Dearborn Com Sch Corp	\$20,000,489.00	\$955,760.00	\$1,946,784.00	\$562,650.00	\$179,000.00	\$23,644,683.00
7775	Switzerland County School Corp	\$7,693,307.00	\$1,197,387.00	\$889,964.00	\$269,700.00	\$27,900.00	\$10,078,258.00
3460	Taylor Community School Corp	\$6,686,164.00	\$1,324,692.00	\$716,848.00	\$105,550.00	\$24,700.00	\$8,857,954.00
6350	Tell City-Troy Twp School Corp	\$7,508,067.00	\$975,565.00	\$1,019,182.00	\$274,050.00	\$30,800.00	\$9,807,664.00
9835	The Bloomington Project School	\$1,471,167.00	\$95,876.00	\$271,344.00	\$0.00	\$0.00	\$1,838,387.00
9460	Thea Bowman Leadership Academy	\$5,795,027.00	\$1,829,560.00	\$360,516.00	\$4,800.00	\$17,700.00	\$8,007,603.00
9740	Thurgood Marshall Leadership Academy	\$822,588.00	\$412,297.00	\$51,428.00	\$0.00	\$0.00	\$1,286,313.00
9350	Timothy L Johnson Academy	\$1,655,722.00	\$763,092.00	\$71,904.00	\$0.00	\$0.00	\$2,490,718.00
9940	Tindley Collegiate Academy	\$1,128,422.00	\$236,519.00	\$47,276.00	\$0.00	\$0.00	\$1,412,217.00
9425	Tindley Genesis Academy	\$1,334,069.00	\$331,645.00	\$60,904.00	\$0.00	\$0.00	\$1,726,618.00
9745	Tindley Preparatory Academy	\$759,312.00	\$148,298.00	\$56,452.00	\$0.00	\$0.00	\$964,062.00
9945	Tindley Renaissance Academy	\$2,625,954.00	\$638,172.00	\$127,932.00	\$0.00	\$0.00	\$3,392,058.00
9430	Tindley Summit Academy	\$1,471,167.00	\$474,239.00	\$72,928.00	\$0.00	\$0.00	\$2,018,334.00
7865	Tippecanoe School Corp	\$71,313,950.00	\$5,834,409.00	\$8,036,432.00	\$947,300.00	\$348,600.00	\$86,480,691.00
4445	Tippecanoe Valley School Corp	\$9,735,171.00	\$1,029,735.00	\$1,040,752.00	\$260,300.00	\$59,200.00	\$12,125,158.00
7945	Tipton Community School Corp	\$8,183,696.00	\$748,638.00	\$672,402.00	\$272,200.00	\$51,700.00	\$9,928,636.00
7935	Tri-Central Community Schools	\$3,960,708.00	\$349,824.00	\$325,714.00	\$50,750.00	\$37,100.00	\$4,724,096.00
8535	Tri-County School Corp	\$3,796,560.00	\$407,441.00	\$390,366.00	\$186,200.00	\$23,200.00	\$4,803,767.00
4645	Tri-Creek School Corporation	\$17,341,737.00	\$1,203,463.00	\$1,396,914.00	\$928,350.00	\$117,200.00	\$20,987,664.00
5495	Triton School Corporation	\$4,793,842.00	\$487,112.00	\$374,672.00	\$101,500.00	\$22,400.00	\$5,779,526.00
4915	Tri-Township Cons School Corp	\$1,935,191.00	\$205,601.00	\$187,632.00	\$32,250.00	\$5,900.00	\$2,366,574.00
8565	Twin Lakes School Corp	\$12,607,743.00	\$1,240,499.00	\$950,918.00	\$451,650.00	\$72,800.00	\$15,323,610.00
7950	Union Co/Clg Corner Joint Sch Dist	\$7,144,915.00	\$726,009.00	\$728,052.00	\$165,500.00	\$34,900.00	\$8,799,376.00
6795	Union School Corporation	\$4,239,492.00	\$933,565.00	\$622,580.00	\$40,600.00	\$13,300.00	\$5,849,537.00
6530	Union Township School Corp	\$7,656,396.00	\$522,604.00	\$773,532.00	\$164,200.00	\$57,700.00	\$9,174,432.00
7215	Union-North United School Corp	\$6,227,413.00	\$751,069.00	\$576,956.00	\$132,300.00	\$33,900.00	\$7,721,638.00
6560	Valparaiso Community Schools	\$33,105,212.00	\$2,359,617.00	\$3,613,922.00	\$454,000.00	\$248,500.00	\$39,781,251.00
8030	Vigo County School Corp	\$76,321,402.00	\$14,624,240.00	\$8,818,654.00	\$2,164,650.00	\$394,100.00	\$102,323,046.00
4335	Vincennes Community Sch Corp	\$14,200,189.00	\$2,965,909.00	\$1,379,328.00	\$216,900.00	\$70,600.00	\$18,832,926.00
9935	Vision Academy	\$2,351,758.00	\$848,546.00	\$198,930.00	\$0.00	\$0.00	\$3,399,234.00
8060	Wabash City Schools	\$8,014,960.00	\$1,334,606.00	\$972,478.00	\$196,700.00	\$27,600.00	\$10,546,344.00
2285	Wa-Nee Community Schools	\$16,132,427.00	\$797,963.00	\$1,419,680.00	\$456,750.00	\$81,500.00	\$18,888,320.00
8130	Warrick County School Corp	\$53,771,470.00	\$3,720,765.00	\$5,931,142.00	\$862,100.00	\$293,600.00	\$64,579,077.00
4415	Warsaw Community Schools	\$36,759,138.00	\$3,779,576.00	\$3,897,460.00	\$1,225,350.00	\$260,800.00	\$45,922,324.00
1405	Washington Com Schools	\$13,720,662.00	\$2,469,771.00	\$1,833,184.00	\$293,300.00	\$60,300.00	\$18,377,217.00
4345	Wawasee Community School Corp	\$15,961,898.00	\$1,597,280.00	\$1,943,608.00	\$589,800.00	\$92,800.00	\$20,185,386.00

Note that tuition support calculations for school corporations 5385 and 4690 may include innovation network charter schools as well as turnaround academies.

## Appendix C: FY2018 State Tuition Support by School Corporation

Corp	Name	FY18 Basic Grant	FY18 Complexity Grant	FY18 Special Education Grant	FY18 Career and Technical Grant	FY18 Honors Grant	FY18 Tuition Support
1885	Wes-Del Community Schools	\$4,666,605.00	\$648,015.00	\$432,496.00	\$47,300.00	\$36,500.00	\$5,830,916.00
6630	West Central School Corp	\$4,086,575.00	\$536,478.00	\$434,592.00	\$175,350.00	\$26,100.00	\$5,259,095.00
940	West Clark Community Schools	\$24,693,459.00	\$1,559,533.00	\$2,575,450.00	\$630,700.00	\$177,600.00	\$29,636,742.00
7875	West Lafayette Com School Corp	\$12,220,178.00	\$583,964.00	\$1,013,190.00	\$108,050.00	\$126,900.00	\$14,052,282.00
6065	West Noble School Corporation	\$12,536,399.00	\$1,525,171.00	\$993,036.00	\$237,400.00	\$63,300.00	\$15,355,306.00
8220	West Washington School Corp	\$4,192,035.00	\$634,442.00	\$420,420.00	\$136,550.00	\$22,400.00	\$5,405,847.00
615	Western Boone Co Com Sch Dist	\$8,779,545.00	\$688,827.00	\$887,466.00	\$202,100.00	\$72,700.00	\$10,630,638.00
3490	Western School Corp	\$13,862,717.00	\$1,299,778.00	\$993,010.00	\$161,250.00	\$106,600.00	\$16,423,355.00
8355	Western Wayne Schools	\$5,025,169.00	\$649,241.00	\$482,724.00	\$171,600.00	\$39,400.00	\$6,368,134.00
3030	Westfield-Washington Schools	\$41,308,946.00	\$1,372,369.00	\$4,299,344.00	\$1,125,700.00	\$294,100.00	\$48,400,459.00
4525	Westview School Corporation	\$11,637,511.00	\$676,159.00	\$1,134,036.00	\$160,950.00	\$44,400.00	\$13,653,056.00
2980	White River Valley Sch Dist	\$4,054,937.00	\$659,963.00	\$351,438.00	\$172,500.00	\$25,800.00	\$5,264,638.00
4760	Whiting School City	\$6,127,226.00	\$1,052,342.00	\$615,512.00	\$155,400.00	\$40,400.00	\$7,990,880.00
4455	Whitko Community School Corp	\$7,108,004.00	\$720,358.00	\$1,155,976.00	\$152,550.00	\$61,300.00	\$9,198,188.00
8665	Whitley Co Cons Schools	\$18,650,601.00	\$1,255,494.00	\$2,053,700.00	\$842,050.00	\$116,700.00	\$22,918,545.00
9845	Xavier School of Excellence	\$1,007,143.00	\$325,334.00	\$87,304.00	\$0.00	\$0.00	\$1,419,781.00
1910	Yorktown Community Schools	\$13,693,981.00	\$1,520,154.00	\$907,588.00	\$228,000.00	\$103,200.00	\$16,452,923.00
630	Zionsville Community Schools	\$35,835,413.00	\$283,802.00	\$3,528,616.00	\$198,100.00	\$327,500.00	\$40,173,431.00
	Statewide	\$5,428,623,210.00	\$768,522,710.00	\$566,487,796.00	\$113,863,650.00	\$28,673,200.00	\$6,906,170,566.00

## Appendix D: FY2019 State Tuition Support by School Corporation

Corp	Name	FY19 Basic Grant	FY19 Complexity Grant	FY19 Special Education Grant	FY19 Career and Technical Grant	FY19 Honors Grant	FY19 Tuition Support
9545	21st Century Charter Sch of Gary	\$4,779,336.00	\$1,985,952.00	\$250,312.00	\$30,870.00	\$3,700.00	\$7,050,170.00
9970	Ace Preparatory Academy	\$481,680.00	\$106,160.00	\$35,112.00	\$0.00	\$0.00	\$622,952.00
0015	Adams Central Community Schools	\$6,914,784.00	\$317,780.00	\$515,610.00	\$152,540.00	\$33,800.00	\$7,934,514.00
5265	Alexandria Com School Corp	\$8,140,392.00	\$1,220,831.00	\$992,788.00	\$135,580.00	\$58,000.00	\$10,547,591.00
9065	Allegiant Preparatory Academy Charter School	\$208,728.00	\$85,794.00	\$21,112.00	\$0.00	\$0.00	\$315,634.00
5275	Anderson Community School Corp	\$35,938,680.00	\$10,551,414.00	\$5,257,870.00	\$1,213,270.00	\$103,300.00	\$53,064,534.00
9790	Anderson Preparatory Academy	\$4,030,056.00	\$784,272.00	\$563,448.00	\$42,110.00	\$20,200.00	\$5,440,086.00
9615	Andrew J Brown Academy	\$3,617,952.00	\$1,087,332.00	\$179,180.00	\$0.00	\$0.00	\$4,884,464.00
5470	Argos Community Schools	\$3,284,255.00	\$262,992.00	\$373,132.00	\$142,120.00	\$14,300.00	\$4,076,799.00
9685	Aspire Charter Academy	\$3,783,864.00	\$1,454,455.00	\$324,908.00	\$0.00	\$0.00	\$5,563,227.00
2435	Attica Consolidated Sch Corp	\$3,227,256.00	\$394,796.00	\$382,078.00	\$139,660.00	\$16,900.00	\$4,160,690.00
3315	Avon Community School Corp	\$52,176,648.00	\$2,463,377.00	\$5,133,532.00	\$1,177,810.00	\$445,500.00	\$61,396,867.00
9645	Avondale Meadows Academy	\$2,365,584.00	\$622,880.00	\$211,880.00	\$0.00	\$0.00	\$3,200,344.00
1315	Barr-Reeve Com Schools Inc	\$4,988,064.00	\$172,830.00	\$276,748.00	\$117,630.00	\$30,800.00	\$5,586,072.00
0365	Bartholomew Con School Corp	\$60,596,950.00	\$6,158,652.00	\$5,289,522.00	\$1,633,300.00	\$446,900.00	\$74,125,324.00
6895	Batesville Community Sch Corp	\$11,480,843.00	\$745,504.00	\$1,118,058.00	\$261,890.00	\$102,800.00	\$13,709,095.00
2260	Baugo Community Schools	\$10,089,162.00	\$779,233.00	\$737,614.00	\$331,920.00	\$43,300.00	\$11,981,229.00
5380	Beech Grove City Schools	\$16,232,616.00	\$3,351,101.00	\$1,972,660.00	\$587,250.00	\$37,900.00	\$22,181,527.00
0395	Benton Community School Corp	\$9,392,760.00	\$1,248,402.00	\$1,237,062.00	\$269,420.00	\$69,100.00	\$12,216,744.00
0515	Blackford County Schools	\$8,445,938.00	\$1,563,209.00	\$729,668.00	\$225,590.00	\$43,100.00	\$11,007,505.00
2920	Bloomfield School District	\$4,367,232.00	\$516,340.00	\$326,840.00	\$126,150.00	\$18,000.00	\$5,354,562.00
9835	Bloomington Project School	\$1,493,208.00	\$95,876.00	\$272,208.00	\$0.00	\$0.00	\$1,861,292.00
3405	Blue River Valley Schools	\$3,500,208.00	\$416,382.00	\$210,086.00	\$93,970.00	\$13,200.00	\$4,233,846.00
5480	Bremen Public Schools	\$7,986,683.00	\$567,723.00	\$707,360.00	\$288,730.00	\$34,100.00	\$9,584,596.00
0670	Brown County School Corporation	\$9,559,903.00	\$1,185,914.00	\$1,418,848.00	\$272,650.00	\$61,000.00	\$12,498,315.00
3305	Brownsburg Community Sch Corp	\$47,750,544.00	\$2,260,746.00	\$4,275,424.00	\$1,131,800.00	\$431,200.00	\$55,849,714.00
3695	Brownstown Cnt Com Sch Corp	\$8,493,624.00	\$709,913.00	\$787,598.00	\$241,530.00	\$58,800.00	\$10,291,465.00
9620	Burriss Laboratory School	\$3,580,488.00	\$224,209.00	\$381,424.00	\$0.00	\$33,400.00	\$4,219,521.00
3455	C A Beard Memorial School Corp	\$5,586,953.00	\$739,614.00	\$710,056.00	\$155,080.00	\$42,600.00	\$7,234,303.00
9725	Canaan Community Academy	\$663,648.00	\$108,480.00	\$161,860.00	\$0.00	\$0.00	\$933,988.00
6340	Cannelton City Schools	\$1,364,760.00	\$334,086.00	\$217,760.00	\$26,770.00	\$1,100.00	\$1,944,476.00
9880	Career Academy at South Bend	\$1,632,360.00	\$221,601.00	\$376,756.00	\$298,880.00	\$16,600.00	\$2,546,197.00
9965	Career Academy Middle School	\$1,862,496.00	\$361,095.00	\$289,464.00	\$0.00	\$0.00	\$2,513,055.00
3060	Carmel Clay Schools	\$86,762,610.00	\$1,526,127.00	\$8,198,956.00	\$1,279,360.00	\$753,200.00	\$98,520,253.00
0750	Carroll Consolidated Sch Corp	\$5,828,328.00	\$481,752.00	\$350,540.00	\$119,320.00	\$34,500.00	\$6,814,440.00
2650	Caston School Corporation	\$3,580,488.00	\$350,402.00	\$264,766.00	\$61,770.00	\$19,800.00	\$4,277,226.00
4205	Center Grove Com Sch Corp	\$45,085,248.00	\$1,806,611.00	\$4,952,970.00	\$955,100.00	\$304,800.00	\$53,104,729.00
8360	Centerville-Abington Com Schs	\$9,317,832.00	\$985,824.00	\$728,930.00	\$156,090.00	\$75,700.00	\$11,264,376.00
6055	Central Noble Com School Corp	\$6,561,713.00	\$569,699.00	\$748,234.00	\$173,470.00	\$30,800.00	\$8,083,916.00
9445	Charles A Tindley Accelerated Schl	\$1,257,720.00	\$167,581.00	\$68,856.00	\$0.00	\$41,100.00	\$1,535,257.00
9310	Charter School of the Dunes	\$3,248,664.00	\$1,294,488.00	\$296,152.00	\$0.00	\$0.00	\$4,839,304.00
9380	Christel House Academy South	\$3,553,728.00	\$736,456.00	\$204,692.00	\$0.00	\$21,700.00	\$4,516,576.00
9395	Christel House Academy West	\$2,017,704.00	\$579,046.00	\$105,768.00	\$0.00	\$0.00	\$2,702,518.00
9150	Circle City Preparatory Academy	\$701,112.00	\$279,278.00	\$44,712.00	\$0.00	\$0.00	\$1,025,102.00
4145	Clark-Pleasant Com School Corp	\$35,502,974.00	\$3,192,747.00	\$3,369,548.00	\$810,690.00	\$185,300.00	\$43,061,259.00
1000	Clarksville Com School Corp	\$7,110,078.00	\$1,086,519.00	\$927,406.00	\$175,790.00	\$46,000.00	\$9,345,793.00
1125	Clay Community Schools	\$21,962,574.00	\$3,447,697.00	\$2,442,130.00	\$366,910.00	\$80,200.00	\$28,299,511.00
1150	Clinton Central School Corp	\$4,683,000.00	\$538,501.00	\$418,684.00	\$138,190.00	\$21,700.00	\$5,800,075.00
1160	Clinton Prairie School Corp	\$6,722,112.00	\$756,539.00	\$543,638.00	\$158,690.00	\$27,500.00	\$8,208,479.00
6750	Cloverdale Community Schools	\$5,774,808.00	\$929,440.00	\$572,288.00	\$271,250.00	\$37,800.00	\$7,585,586.00

Note that tuition support calculations for school corporations 5385 and 4690 may include innovation network charter schools as well as turnaround academies.

## Appendix D: FY2019 State Tuition Support by School Corporation

Corp	Name	FY19 Basic Grant	FY19 Complexity Grant	FY19 Special Education Grant	FY19 Career and Technical Grant	FY19 Honors Grant	FY19 Tuition Support
9320	Community Montessori Inc	\$2,900,784.00	\$102,622.00	\$479,980.00	\$33,330.00	\$18,700.00	\$3,535,416.00
1170	Community Schools of Frankfort	\$16,731,529.00	\$2,855,552.00	\$1,387,458.00	\$561,130.00	\$61,000.00	\$21,596,669.00
2270	Concord Community Schools	\$28,587,708.00	\$3,232,516.00	\$2,451,684.00	\$655,120.00	\$157,500.00	\$35,084,628.00
2440	Covington Community Sch Corp	\$4,522,440.00	\$378,290.00	\$413,228.00	\$159,710.00	\$32,300.00	\$5,505,968.00
1900	Cowan Community School Corp	\$4,335,120.00	\$576,185.00	\$298,346.00	\$52,240.00	\$23,500.00	\$5,285,391.00
1300	Crawford Co Com School Corp	\$7,682,635.00	\$1,158,783.00	\$1,114,012.00	\$168,050.00	\$35,600.00	\$10,159,080.00
5855	Crawfordsville Com Schools	\$13,139,160.00	\$2,167,716.00	\$1,744,664.00	\$192,090.00	\$54,700.00	\$17,298,330.00
3710	Crothersville Community Schools	\$2,199,672.00	\$312,434.00	\$161,436.00	\$66,400.00	\$5,500.00	\$2,745,442.00
4660	Crown Point Community Sch Corp	\$46,203,923.00	\$2,483,893.00	\$3,926,682.00	\$940,650.00	\$343,200.00	\$53,898,348.00
5455	Culver Community Schools Corp	\$4,106,750.00	\$630,830.00	\$326,116.00	\$96,040.00	\$12,100.00	\$5,171,836.00
1940	Daleville Community Schools	\$5,153,976.00	\$575,277.00	\$310,058.00	\$54,870.00	\$37,100.00	\$6,131,281.00
9920	Damar Charter Academy	\$1,038,288.00	\$318,154.00	\$1,317,920.00	\$0.00	\$0.00	\$2,674,362.00
3325	Danville Community School Corp	\$13,498,654.00	\$822,076.00	\$1,430,384.00	\$298,650.00	\$85,500.00	\$16,135,264.00
1655	Decatur County Com Schools	\$10,431,048.00	\$1,167,743.00	\$1,241,082.00	\$358,680.00	\$72,400.00	\$13,270,953.00
1835	DeKalb Co Ctl United Sch Dist	\$18,876,504.00	\$1,779,936.00	\$1,887,984.00	\$423,590.00	\$98,000.00	\$23,066,014.00
1805	DeKalb Co Eastern Com Sch Dist	\$7,578,432.00	\$799,290.00	\$731,560.00	\$139,240.00	\$46,600.00	\$9,295,122.00
1875	Delaware Community School Corp	\$14,241,672.00	\$1,472,864.00	\$1,185,100.00	\$268,510.00	\$85,800.00	\$17,253,946.00
0755	Delphi Community School Corp	\$7,431,252.00	\$732,170.00	\$555,100.00	\$342,790.00	\$43,300.00	\$9,104,612.00
9870	Discovery Charter School	\$2,857,968.00	\$142,306.00	\$230,384.00	\$0.00	\$0.00	\$3,230,658.00
9795	Dr Robert H Faulkner Academy	\$497,736.00	\$153,603.00	\$8,100.00	\$0.00	\$0.00	\$659,439.00
9950	Dugger Ch Sch	\$2,130,096.00	\$478,758.00	\$265,772.00	\$0.00	\$7,000.00	\$2,881,626.00
6470	Duneland School Corporation	\$31,426,944.00	\$2,263,069.00	\$3,279,608.00	\$640,760.00	\$222,700.00	\$37,833,081.00
0255	East Allen County Schools	\$52,432,152.00	\$8,282,850.00	\$4,122,734.00	\$831,510.00	\$270,100.00	\$65,939,346.00
9595	East Chicago Lighthouse Charter	\$2,649,240.00	\$1,043,198.00	\$169,736.00	\$0.00	\$0.00	\$3,862,174.00
9555	East Chicago Urban Enterprise Acad	\$2,221,080.00	\$678,093.00	\$87,112.00	\$0.00	\$0.00	\$2,986,285.00
2725	East Gibson School Corporation	\$4,575,960.00	\$517,420.00	\$687,962.00	\$90,260.00	\$23,900.00	\$5,895,502.00
6060	East Noble School Corp	\$19,107,068.00	\$2,221,161.00	\$2,370,670.00	\$561,680.00	\$76,800.00	\$24,337,379.00
6510	East Porter County School Corp	\$13,428,168.00	\$597,569.00	\$1,448,012.00	\$390,270.00	\$95,700.00	\$15,959,719.00
8215	East Washington School Corp	\$7,567,728.00	\$981,316.00	\$881,316.00	\$198,420.00	\$37,100.00	\$9,665,880.00
2815	Eastbrook Community Sch Corp	\$8,665,049.00	\$866,910.00	\$771,554.00	\$268,780.00	\$44,000.00	\$10,616,293.00
2940	Eastern Greene Schools	\$6,149,448.00	\$753,078.00	\$615,512.00	\$132,690.00	\$36,400.00	\$7,687,128.00
3145	Eastern Hancock Co Com Sch Corp	\$6,400,992.00	\$527,807.00	\$735,934.00	\$165,650.00	\$48,500.00	\$7,878,883.00
3480	Eastern Howard School Corp	\$8,022,648.00	\$697,065.00	\$584,088.00	\$116,160.00	\$40,000.00	\$9,459,961.00
6620	Eastern Pulaski Com Sch Corp	\$6,600,408.00	\$811,793.00	\$557,644.00	\$128,200.00	\$36,300.00	\$8,134,345.00
4215	Edinburgh Community Sch Corp	\$4,410,048.00	\$701,916.00	\$523,088.00	\$78,740.00	\$23,100.00	\$5,736,892.00
2305	Elkhart Community Schools	\$65,313,239.00	\$11,617,629.00	\$5,816,142.00	\$1,686,410.00	\$222,300.00	\$84,655,720.00
5280	Elwood Community School Corp	\$7,642,656.00	\$1,559,062.00	\$826,616.00	\$267,200.00	\$30,800.00	\$10,326,334.00
5910	Eminence Community School Corp	\$1,857,679.00	\$249,117.00	\$305,458.00	\$111,090.00	\$5,500.00	\$2,528,844.00
7995	Evansville Vanderburgh Sch Corp	\$117,835,359.00	\$22,012,006.00	\$12,086,458.00	\$2,324,730.00	\$493,100.00	\$154,751,653.00
2155	Fairfield Community Schools	\$11,699,526.00	\$460,308.00	\$761,666.00	\$233,240.00	\$90,300.00	\$13,245,040.00
2395	Fayette County School Corp	\$17,396,997.00	\$3,321,130.00	\$2,108,062.00	\$509,100.00	\$69,500.00	\$23,404,789.00
0370	Flat Rock-Hawcreek School Corp	\$4,832,856.00	\$533,366.00	\$435,184.00	\$182,620.00	\$35,600.00	\$6,019,626.00
0235	Fort Wayne Community Schools	\$152,731,094.00	\$34,388,182.00	\$17,326,972.00	\$2,063,040.00	\$536,900.00	\$207,046,188.00
4225	Franklin Community School Corp	\$27,005,015.00	\$2,696,414.00	\$2,983,686.00	\$617,670.00	\$110,500.00	\$33,413,285.00
2475	Franklin County Com Sch Corp	\$11,897,496.00	\$1,305,168.00	\$1,136,428.00	\$319,160.00	\$89,900.00	\$14,748,152.00
5310	Franklin Township Com Sch Corp	\$51,122,304.00	\$4,002,479.00	\$6,255,542.00	\$785,290.00	\$247,800.00	\$62,413,415.00
5245	Frankton-Lapel Community Schs	\$16,227,264.00	\$1,400,299.00	\$1,525,506.00	\$273,390.00	\$88,500.00	\$19,514,959.00
7605	Fremont Community Schools	\$5,212,848.00	\$508,779.00	\$413,240.00	\$52,410.00	\$30,800.00	\$6,218,077.00
8525	Frontier School Corporation	\$3,565,395.00	\$226,801.00	\$286,310.00	\$190,700.00	\$23,500.00	\$4,292,706.00
1820	Garrett-Keyser-Butler Com	\$9,440,928.00	\$1,046,916.00	\$1,052,358.00	\$299,600.00	\$48,800.00	\$11,888,602.00

Note that tuition support calculations for school corporations 5385 and 4690 may include innovation network charter schools as well as turnaround academies.

## Appendix D: FY2019 State Tuition Support by School Corporation

Corp	Name	FY19 Basic Grant	FY19 Complexity Grant	FY19 Special Education Grant	FY19 Career and Technical Grant	FY19 Honors Grant	FY19 Tuition Support
4690	Gary Community School Corp	\$27,059,712.00	\$11,032,950.00	\$3,266,724.00	\$216,510.00	\$41,200.00	\$41,617,096.00
9535	Gary Lighthouse Charter School	\$7,610,544.00	\$2,989,783.00	\$497,128.00	\$0.00	\$40,800.00	\$11,138,255.00
9885	Gary Middle College	\$781,392.00	\$161,312.00	\$32,700.00	\$0.00	\$0.00	\$975,404.00
9070	Gary Middle College West	\$396,048.00	\$74,533.00	\$34,500.00	\$0.00	\$0.00	\$505,081.00
9665	Geist Montessori Academy	\$2,028,408.00	\$89,194.00	\$313,420.00	\$0.00	\$0.00	\$2,431,022.00
2315	Goshen Community Schools	\$34,948,560.00	\$4,223,735.00	\$3,112,294.00	\$891,360.00	\$144,500.00	\$43,320,449.00
1010	Greater Clark County Schools	\$54,033,524.00	\$7,020,825.00	\$5,917,364.00	\$1,723,510.00	\$303,900.00	\$68,999,123.00
2120	Greater Jasper Con Schs	\$16,746,408.00	\$813,915.00	\$1,590,740.00	\$587,810.00	\$152,200.00	\$19,891,073.00
6755	Greencastle Community Sch Corp	\$9,859,080.00	\$1,259,520.00	\$1,086,166.00	\$280,650.00	\$38,900.00	\$12,524,316.00
3125	Greenfield-Central Com Schools	\$23,866,602.00	\$2,274,150.00	\$2,761,220.00	\$483,590.00	\$152,600.00	\$29,538,162.00
1730	Greensburg Community Schools	\$11,405,112.00	\$1,449,506.00	\$1,412,274.00	\$321,040.00	\$69,700.00	\$14,657,632.00
4245	Greenwood Community Sch Corp	\$21,348,593.00	\$2,516,996.00	\$2,719,884.00	\$349,690.00	\$117,800.00	\$27,052,963.00
4700	Griffith Public Schools	\$12,909,024.00	\$1,871,953.00	\$1,103,462.00	\$286,230.00	\$71,300.00	\$16,241,969.00
7610	Hamilton Community Schools	\$1,536,024.00	\$117,719.00	\$158,792.00	\$30,680.00	\$3,300.00	\$1,846,515.00
3025	Hamilton Heights School Corp	\$11,988,534.00	\$858,529.00	\$1,316,888.00	\$265,290.00	\$78,600.00	\$14,507,841.00
3005	Hamilton Southeastern Schools	\$114,985,686.00	\$2,714,367.00	\$9,438,768.00	\$1,440,040.00	\$940,800.00	\$129,519,661.00
9705	Hammond Academy of Science & Tech	\$2,959,656.00	\$420,573.00	\$154,848.00	\$89,520.00	\$22,800.00	\$3,647,397.00
4580	Hanover Community School Corp	\$12,744,504.00	\$681,779.00	\$1,006,790.00	\$532,230.00	\$64,200.00	\$15,029,503.00
9990	Heritage Inst of Arts and Tech	\$861,672.00	\$242,043.00	\$62,074.00	\$0.00	\$0.00	\$1,165,789.00
9805	Hoosier Academy - Indianapolis	\$990,120.00	\$140,502.00	\$113,848.00	\$0.00	\$1,100.00	\$1,245,570.00
9655	Hope Academy	\$144,504.00	\$19,111.00	\$6,900.00	\$0.00	\$0.00	\$170,515.00
3625	Huntington Co Com Sch Corp	\$26,796,554.00	\$3,169,974.00	\$3,205,040.00	\$702,870.00	\$156,700.00	\$34,031,138.00
9625	IN Acad for Sci Math Humanities	\$1,643,064.00	\$49,433.00	\$32,268.00	\$0.00	\$154,900.00	\$1,879,665.00
9505	IN Agriculture and Technology Ch School	\$690,408.00	\$35,107.00	\$74,668.00	\$2,190.00	\$0.00	\$802,373.00
9035	IN Connections Career Academy HS Virtual Charter School	\$1,488,391.00	\$167,095.00	\$330,744.00	\$2,190.00	\$0.00	\$1,988,420.00
9905	Indiana Connections Academy	\$23,053,205.00	\$3,045,380.00	\$3,918,040.00	\$0.00	\$33,400.00	\$30,050,025.00
9785	Indiana Math and Science Academy	\$3,034,584.00	\$762,314.00	\$138,312.00	\$0.00	\$0.00	\$3,935,210.00
9895	Indiana Math Science Academy North	\$3,687,528.00	\$913,903.00	\$325,834.00	\$23,800.00	\$6,700.00	\$4,957,765.00
9155	Indiana Virtual Pathways Academy	\$30,018,298.00	\$4,876,353.00	\$890,160.00	\$0.00	\$2,200.00	\$35,787,011.00
9890	Indiana Virtual School	\$4,758,998.00	\$763,991.00	\$417,452.00	\$2,190.00	\$12,100.00	\$5,954,731.00
9780	Indianapolis Acad of Excel -Chlng Fnd Aca	\$781,392.00	\$274,829.00	\$66,012.00	\$0.00	\$0.00	\$1,122,233.00
9770	Indianapolis Lighthouse East	\$1,921,368.00	\$713,132.00	\$219,316.00	\$12,750.00	\$0.00	\$2,866,566.00
9670	Indianapolis Metropolitan High School	\$1,252,368.00	\$414,063.00	\$212,360.00	\$0.00	\$2,200.00	\$1,880,991.00
5385	Indianapolis Public Schools	\$164,343,864.00	\$51,173,830.00	\$20,638,254.00	\$1,755,210.00	\$344,100.00	\$238,255,258.00
9575	Indpls Lighthouse Charter School	\$4,757,928.00	\$1,768,461.00	\$216,180.00	\$50,970.00	\$33,400.00	\$6,826,939.00
9120	Insight School of Indiana	\$3,906,425.00	\$833,773.00	\$504,088.00	\$0.00	\$1,100.00	\$5,245,386.00
9735	Inspire Academy	\$931,248.00	\$300,811.00	\$246,264.00	\$0.00	\$0.00	\$1,478,323.00
9330	Irvington Community School	\$5,277,072.00	\$813,736.00	\$470,244.00	\$0.00	\$17,700.00	\$6,578,752.00
6900	Jac-Cen-Del Community Sch Corp	\$4,377,936.00	\$493,000.00	\$402,652.00	\$168,200.00	\$32,700.00	\$5,474,488.00
3945	Jay School Corp	\$16,751,653.00	\$2,058,118.00	\$2,501,302.00	\$979,310.00	\$91,800.00	\$22,382,183.00
4015	Jennings County Schools	\$22,288,939.00	\$3,465,030.00	\$2,632,582.00	\$529,960.00	\$82,600.00	\$28,999,111.00
7150	John Glenn School Corporation	\$10,489,920.00	\$819,202.00	\$765,648.00	\$177,890.00	\$40,700.00	\$12,293,360.00
9495	Joshua Academy	\$1,073,076.00	\$318,242.00	\$22,100.00	\$0.00	\$0.00	\$1,413,418.00
3785	Kankakee Valley School Corp	\$17,736,528.00	\$1,667,771.00	\$1,971,630.00	\$625,830.00	\$129,600.00	\$22,131,359.00
9400	KIPP Indpls College Preparatory	\$1,578,840.00	\$649,059.00	\$152,968.00	\$0.00	\$0.00	\$2,380,867.00
9410	KIPP Indy Unite Elementary	\$2,718,816.00	\$1,137,656.00	\$108,868.00	\$0.00	\$0.00	\$3,965,340.00
7525	Knox Community School Corp	\$9,598,116.00	\$1,707,898.00	\$654,050.00	\$368,130.00	\$45,500.00	\$12,373,694.00
3500	Kokomo School Corporation	\$30,312,765.00	\$7,604,811.00	\$3,279,692.00	\$738,340.00	\$108,300.00	\$42,043,908.00
7855	Lafayette School Corporation	\$40,214,553.00	\$8,291,321.00	\$6,120,258.00	\$661,150.00	\$109,200.00	\$55,396,482.00
4615	Lake Central School Corp	\$50,624,568.00	\$2,319,820.00	\$5,074,152.00	\$1,266,120.00	\$338,600.00	\$59,623,260.00

Note that tuition support calculations for school corporations 5385 and 4690 may include innovation network charter schools as well as turnaround academies.



## Appendix D: FY2019 State Tuition Support by School Corporation

Corp	Name	FY19 Basic Grant	FY19 Complexity Grant	FY19 Special Education Grant	FY19 Career and Technical Grant	FY19 Honors Grant	FY19 Tuition Support
4650	Lake Ridge Schools	\$9,687,120.00	\$3,246,995.00	\$1,054,920.00	\$1,236,310.00	\$32,900.00	\$15,258,245.00
4680	Lake Station Community Schools	\$6,481,272.00	\$1,639,294.00	\$731,148.00	\$83,840.00	\$26,900.00	\$8,962,454.00
4535	Lakeland School Corporation	\$9,992,184.00	\$892,650.00	\$1,249,690.00	\$388,620.00	\$47,400.00	\$12,570,544.00
3160	Lanesville Community School Corp	\$4,090,534.00	\$115,769.00	\$297,654.00	\$144,720.00	\$39,600.00	\$4,688,277.00
4945	LaPorte Community School Corp	\$32,069,184.00	\$5,106,322.00	\$3,418,230.00	\$561,110.00	\$202,000.00	\$41,356,846.00
1620	Lawrenceburg Com School Corp	\$10,911,229.00	\$1,468,979.00	\$1,083,672.00	\$280,750.00	\$80,100.00	\$13,824,730.00
0665	Lebanon Community School Corp	\$18,378,768.00	\$1,960,265.00	\$2,470,358.00	\$601,330.00	\$100,300.00	\$23,511,021.00
0815	Lewis Cass School Corp	\$7,163,652.00	\$774,965.00	\$523,124.00	\$177,540.00	\$46,600.00	\$8,685,881.00
1895	Liberty-Perry Com School Corp	\$6,395,640.00	\$940,130.00	\$620,768.00	\$96,920.00	\$37,200.00	\$8,090,658.00
2950	Linton-Stockton School Corp	\$7,337,592.00	\$944,194.00	\$559,230.00	\$231,130.00	\$24,200.00	\$9,096,346.00
0875	Logansport Community Sch Corp	\$22,405,773.00	\$3,561,731.00	\$1,942,408.00	\$939,000.00	\$105,500.00	\$28,954,412.00
5525	Loogootee Community Sch Corp	\$4,506,384.00	\$433,563.00	\$515,456.00	\$125,990.00	\$30,500.00	\$5,611,893.00
8445	M S D Bluffton-Harrison	\$8,645,942.00	\$934,172.00	\$891,964.00	\$189,150.00	\$47,700.00	\$10,708,928.00
6460	M S D Boone Township	\$6,144,096.00	\$525,727.00	\$736,008.00	\$148,510.00	\$27,500.00	\$7,581,841.00
5300	M S D Decatur Township	\$35,596,206.00	\$6,216,367.00	\$4,141,774.00	\$597,920.00	\$113,600.00	\$46,665,867.00
5330	M S D Lawrence Township	\$83,305,218.00	\$14,481,909.00	\$8,980,276.00	\$2,439,020.00	\$417,700.00	\$109,624,123.00
5925	M S D Martinsville Schools	\$23,018,952.00	\$3,095,989.00	\$2,414,140.00	\$773,730.00	\$125,600.00	\$29,428,411.00
6590	M S D Mount Vernon	\$10,626,771.00	\$1,574,041.00	\$1,585,890.00	\$208,590.00	\$55,400.00	\$14,050,692.00
6600	M S D North Posey Co Schools	\$7,471,392.00	\$611,629.00	\$841,780.00	\$264,570.00	\$60,600.00	\$9,249,971.00
4860	M S D of New Durham Township	\$4,800,744.00	\$565,379.00	\$467,676.00	\$134,300.00	\$21,300.00	\$5,989,399.00
5340	M S D Perry Township	\$87,778,955.00	\$15,619,471.00	\$9,441,564.00	\$988,690.00	\$279,700.00	\$114,108,380.00
5350	M S D Pike Township	\$59,262,696.00	\$10,243,522.00	\$5,249,824.00	\$1,084,690.00	\$206,900.00	\$76,047,632.00
2960	M S D Shakamak Schools	\$3,997,944.00	\$693,425.00	\$397,270.00	\$105,010.00	\$16,900.00	\$5,210,549.00
0125	M S D Southwest Allen County Schools	\$39,741,276.00	\$1,387,529.00	\$3,064,200.00	\$893,390.00	\$346,900.00	\$45,433,295.00
7615	M S D Steuben County	\$14,643,072.00	\$1,534,704.00	\$1,546,982.00	\$277,130.00	\$84,400.00	\$18,086,288.00
8050	M S D Wabash County Schools	\$10,768,224.00	\$1,324,399.00	\$1,057,544.00	\$317,200.00	\$47,300.00	\$13,514,667.00
8115	M S D Warren County	\$7,219,848.00	\$798,702.00	\$689,900.00	\$264,730.00	\$39,300.00	\$9,012,480.00
5360	M S D Warren Township	\$63,565,704.00	\$14,652,655.00	\$6,894,104.00	\$1,674,740.00	\$154,500.00	\$86,941,703.00
5370	M S D Washington Township	\$59,259,913.00	\$9,451,580.00	\$6,772,776.00	\$926,420.00	\$349,900.00	\$76,760,589.00
5375	M S D Wayne Township	\$88,152,524.00	\$18,926,933.00	\$10,221,204.00	\$1,779,970.00	\$413,200.00	\$119,493,831.00
5615	Maconaquah School Corp	\$11,255,256.00	\$1,763,134.00	\$1,117,728.00	\$319,690.00	\$54,000.00	\$14,509,808.00
3995	Madison Consolidated Schools	\$13,814,368.00	\$1,984,060.00	\$1,491,196.00	\$475,650.00	\$102,500.00	\$17,867,774.00
2825	Madison-Grant United Sch Corp	\$5,876,496.00	\$848,666.00	\$618,724.00	\$169,690.00	\$47,700.00	\$7,561,276.00
8045	Manchester Community Schools	\$8,408,688.00	\$849,054.00	\$857,232.00	\$253,160.00	\$44,400.00	\$10,412,534.00
9915	Marion Academy	\$904,488.00	\$267,407.00	\$180,872.00	\$0.00	\$0.00	\$1,352,767.00
2865	Marion Community Schools	\$19,213,680.00	\$5,937,034.00	\$2,139,364.00	\$499,980.00	\$95,200.00	\$27,885,258.00
9955	Mays Community Academy	\$1,134,624.00	\$204,224.00	\$378,480.00	\$0.00	\$0.00	\$1,717,328.00
3640	Medora Community School Corp	\$813,504.00	\$202,423.00	\$95,762.00	\$25,450.00	\$11,100.00	\$1,148,239.00
4600	Merrillville Community School	\$33,892,236.00	\$6,053,234.00	\$3,499,956.00	\$1,163,710.00	\$116,400.00	\$44,725,536.00
4925	Michigan City Area Schools	\$29,232,624.00	\$8,553,547.00	\$4,025,692.00	\$609,190.00	\$102,400.00	\$42,523,453.00
2275	Middlebury Community Schools	\$24,480,904.00	\$1,053,841.00	\$1,915,406.00	\$552,800.00	\$148,900.00	\$28,151,851.00
6910	Milan Community Schools	\$5,780,160.00	\$648,616.00	\$639,200.00	\$193,720.00	\$48,100.00	\$7,309,796.00
3335	Mill Creek Community Sch Corp	\$7,787,160.00	\$462,923.00	\$921,532.00	\$122,370.00	\$85,200.00	\$9,379,185.00
2855	Mississinewa Community School Corp	\$12,379,176.00	\$2,407,417.00	\$1,744,548.00	\$285,000.00	\$76,900.00	\$16,892,141.00
5085	Mitchell Community Schools	\$8,300,952.00	\$1,219,102.00	\$1,076,588.00	\$143,440.00	\$37,800.00	\$10,777,882.00
6820	Monroe Central School Corp	\$5,726,640.00	\$805,057.00	\$672,148.00	\$128,360.00	\$34,500.00	\$7,366,705.00
5740	Monroe County Com Sch Corp	\$58,334,124.00	\$6,588,312.00	\$6,384,978.00	\$1,037,470.00	\$452,800.00	\$72,797,684.00
5900	Monroe-Gregg School District	\$7,995,888.00	\$729,117.00	\$986,822.00	\$215,240.00	\$13,600.00	\$9,958,667.00
5930	Mooresville Con School Corp	\$23,591,616.00	\$2,522,522.00	\$2,482,542.00	\$556,000.00	\$159,300.00	\$29,311,980.00
3135	Mt Vernon Community Sch Corp	\$22,055,592.00	\$1,179,884.00	\$2,166,320.00	\$497,620.00	\$123,300.00	\$26,022,716.00

Note that tuition support calculations for school corporations 5385 and 4690 may include innovation network charter schools as well as turnaround academies.

## Appendix D: FY2019 State Tuition Support by School Corporation

Corp	Name	FY19 Basic Grant	FY19 Complexity Grant	FY19 Special Education Grant	FY19 Career and Technical Grant	FY19 Honors Grant	FY19 Tuition Support
1970	Muncie Community Schools	\$27,113,232.00	\$8,623,649.00	\$3,668,058.00	\$304,070.00	\$89,200.00	\$39,798,209.00
9730	Neighbors New Vista High School	\$1,230,960.00	\$201,784.00	\$181,848.00	\$46,500.00	\$0.00	\$1,661,092.00
8305	Nettle Creek School Corp	\$5,904,755.00	\$576,695.00	\$638,818.00	\$184,930.00	\$26,400.00	\$7,331,598.00
2400	New Albany-Floyd Co Con Sch	\$62,012,232.00	\$7,828,002.00	\$7,380,774.00	\$1,098,280.00	\$413,600.00	\$78,732,888.00
3445	New Castle Community Sch Corp	\$16,425,288.00	\$3,182,338.00	\$1,873,362.00	\$314,500.00	\$80,900.00	\$21,876,388.00
4805	New Prairie United School Corp	\$16,136,280.00	\$1,395,644.00	\$1,585,486.00	\$419,200.00	\$86,300.00	\$19,622,910.00
4255	Nineveh-Hensley-Jackson United	\$9,976,449.00	\$657,715.00	\$923,216.00	\$231,330.00	\$66,100.00	\$11,854,810.00
3070	Noblesville Schools	\$55,918,873.00	\$2,688,223.00	\$6,653,786.00	\$989,480.00	\$312,600.00	\$66,562,962.00
0025	North Adams Community Schools	\$9,157,272.00	\$1,251,614.00	\$851,334.00	\$273,540.00	\$73,800.00	\$11,607,560.00
6375	North Central Parke Con Sch Corp	\$6,085,224.00	\$1,046,199.00	\$663,644.00	\$167,810.00	\$43,700.00	\$8,006,577.00
1375	North Daviess Com Schools	\$6,358,176.00	\$569,682.00	\$466,728.00	\$87,470.00	\$33,400.00	\$7,515,456.00
2735	North Gibson School Corp	\$10,695,597.00	\$1,783,679.00	\$1,634,998.00	\$132,800.00	\$48,500.00	\$14,295,574.00
3180	North Harrison Com School Corp	\$11,506,800.00	\$1,301,868.00	\$1,261,882.00	\$429,990.00	\$68,700.00	\$14,569,240.00
7515	North Judson-San Pierre Sch Corp	\$5,437,578.00	\$974,406.00	\$558,300.00	\$167,420.00	\$17,600.00	\$7,155,304.00
4315	North Knox School Corp	\$7,193,088.00	\$1,279,004.00	\$568,258.00	\$164,550.00	\$44,100.00	\$9,249,000.00
5075	North Lawrence Com Schools	\$24,977,784.00	\$3,124,930.00	\$3,306,046.00	\$710,240.00	\$172,900.00	\$32,291,900.00
5620	North Miami Community Schools	\$4,592,016.00	\$401,424.00	\$410,684.00	\$171,620.00	\$30,500.00	\$5,606,244.00
5835	North Montgomery Com Sch Corp	\$9,638,952.00	\$790,351.00	\$1,100,090.00	\$302,300.00	\$73,400.00	\$11,905,093.00
5945	North Newton School Corp	\$6,718,152.00	\$867,146.00	\$665,474.00	\$160,140.00	\$48,900.00	\$8,459,812.00
6715	North Putnam Community Schools	\$7,203,792.00	\$801,691.00	\$1,068,228.00	\$303,680.00	\$47,800.00	\$9,425,191.00
7385	North Spencer County Sch Corp	\$10,401,612.00	\$643,104.00	\$1,157,738.00	\$293,260.00	\$88,000.00	\$12,583,714.00
8010	North Vermillion Com Sch Corp	\$4,014,000.00	\$605,700.00	\$311,078.00	\$149,990.00	\$28,300.00	\$5,109,068.00
3295	North West Hendricks Schools	\$9,865,770.00	\$330,758.00	\$933,256.00	\$184,070.00	\$93,900.00	\$11,407,754.00
8515	North White School Corp	\$4,586,664.00	\$547,443.00	\$315,028.00	\$98,480.00	\$29,000.00	\$5,576,615.00
2040	Northeast Dubois Co Sch Corp	\$4,383,288.00	\$140,573.00	\$730,838.00	\$158,000.00	\$34,100.00	\$5,446,799.00
7645	Northeast School Corp	\$4,452,864.00	\$709,322.00	\$597,504.00	\$150,260.00	\$20,200.00	\$5,930,150.00
8375	Northeastern Wayne Schools	\$6,995,064.00	\$607,781.00	\$679,680.00	\$103,210.00	\$50,300.00	\$8,436,035.00
8435	Northern Wells Com Schools	\$13,302,985.00	\$853,260.00	\$1,091,086.00	\$329,930.00	\$88,000.00	\$15,665,261.00
0225	Northwest Allen County Schools	\$41,143,339.00	\$1,150,814.00	\$3,395,234.00	\$880,350.00	\$313,200.00	\$46,882,937.00
7350	Northwestern Con School Corp	\$7,888,848.00	\$657,271.00	\$790,476.00	\$144,580.00	\$57,300.00	\$9,538,475.00
3470	Northwestern School Corp	\$9,749,043.00	\$598,240.00	\$620,814.00	\$171,510.00	\$80,400.00	\$11,220,007.00
5625	Oak Hill United School Corp	\$9,136,934.00	\$987,837.00	\$857,404.00	\$176,460.00	\$38,200.00	\$11,196,835.00
9640	Options Charter Sch - Noblesville	\$1,600,248.00	\$145,284.00	\$972,672.00	\$32,490.00	\$0.00	\$2,750,694.00
9325	Options Charter School - Carmel	\$1,086,456.00	\$48,996.00	\$275,020.00	\$39,040.00	\$0.00	\$1,449,512.00
7495	Oregon-Davis School Corp	\$2,745,576.00	\$455,513.00	\$256,316.00	\$79,200.00	\$19,500.00	\$3,556,105.00
6145	Orleans Community Schools	\$4,586,664.00	\$531,366.00	\$481,746.00	\$101,570.00	\$22,800.00	\$5,724,146.00
9030	Otwell Miller Academy Charter School	\$470,976.00	\$98,630.00	\$34,856.00	\$0.00	\$0.00	\$604,462.00
6155	Paoli Community School Corp	\$7,246,608.00	\$1,140,935.00	\$900,188.00	\$235,230.00	\$31,900.00	\$9,554,861.00
9060	Paramount School of Excellence II	\$545,904.00	\$161,213.00	\$79,548.00	\$0.00	\$0.00	\$786,665.00
9680	Paramount School of Excellence Inc	\$4,329,768.00	\$1,473,327.00	\$355,728.00	\$0.00	\$0.00	\$6,158,823.00
7175	Penn-Harris-Madison Sch Corp	\$59,860,675.00	\$3,617,813.00	\$5,165,230.00	\$1,569,690.00	\$493,200.00	\$70,706,608.00
6325	Perry Central Com Schools Corp	\$6,433,104.00	\$604,474.00	\$720,960.00	\$284,740.00	\$43,700.00	\$8,086,978.00
5635	Peru Community Schools	\$10,493,613.00	\$1,956,769.00	\$1,116,092.00	\$351,290.00	\$53,300.00	\$13,971,064.00
9045	Phalen Academy MS Charter School	\$1,391,520.00	\$502,580.00	\$124,856.00	\$0.00	\$0.00	\$2,018,956.00
9925	Phalen Ldrshp Acad - IN Inc	\$1,139,976.00	\$313,660.00	\$10,900.00	\$0.00	\$0.00	\$1,464,536.00
6445	Pike County School Corp	\$9,098,400.00	\$1,006,519.00	\$1,138,638.00	\$425,890.00	\$74,200.00	\$11,743,647.00
9085	pilotED Schools	\$422,808.00	\$154,580.00	\$11,400.00	\$0.00	\$0.00	\$588,788.00
0775	Pioneer Regional School Corp	\$4,950,600.00	\$409,525.00	\$347,972.00	\$137,560.00	\$27,900.00	\$5,873,557.00
3330	Plainfield Community Sch Corp	\$29,762,472.00	\$1,905,087.00	\$3,060,184.00	\$744,470.00	\$193,700.00	\$35,665,913.00
5485	Plymouth Community School Corp	\$18,568,496.00	\$1,863,858.00	\$1,543,470.00	\$718,750.00	\$61,300.00	\$22,755,874.00

Note that tuition support calculations for school corporations 5385 and 4690 may include innovation network charter schools as well as turnaround academies.

## Appendix D: FY2019 State Tuition Support by School Corporation

Corp	Name	FY19 Basic Grant	FY19 Complexity Grant	FY19 Special Education Grant	FY19 Career and Technical Grant	FY19 Honors Grant	FY19 Tuition Support
6550	Portage Township Schools	\$40,086,480.00	\$5,929,608.00	\$4,796,684.00	\$978,690.00	\$182,100.00	\$51,973,562.00
6520	Porter Township School Corp	\$7,626,600.00	\$327,294.00	\$930,394.00	\$120,750.00	\$45,100.00	\$9,050,138.00
4515	Prairie Heights Com Sch Corp	\$7,003,092.00	\$653,399.00	\$997,004.00	\$199,150.00	\$42,900.00	\$8,895,545.00
6825	Randolph Central School Corp	\$7,637,304.00	\$1,151,432.00	\$813,354.00	\$117,700.00	\$22,800.00	\$9,742,590.00
6835	Randolph Eastern School Corp	\$4,575,960.00	\$818,192.00	\$403,634.00	\$149,250.00	\$23,500.00	\$5,970,536.00
6805	Randolph Southern School Corp	\$2,708,112.00	\$409,364.00	\$266,854.00	\$53,190.00	\$15,400.00	\$3,452,920.00
9690	Renaissance Academy Charter	\$1,225,608.00	\$75,451.00	\$31,256.00	\$0.00	\$0.00	\$1,332,315.00
3815	Rensselaer Central School Corp	\$8,313,369.00	\$1,151,119.00	\$1,044,904.00	\$313,420.00	\$61,300.00	\$10,884,112.00
5705	Richland-Bean Blossom C S C	\$13,896,468.00	\$1,315,854.00	\$1,719,938.00	\$216,630.00	\$97,300.00	\$17,246,190.00
8385	Richmond Community Schools	\$24,624,552.00	\$6,500,155.00	\$3,790,716.00	\$521,620.00	\$69,600.00	\$35,506,643.00
6080	Rising Sun-Ohio Co Com	\$4,265,544.00	\$366,676.00	\$442,134.00	\$158,760.00	\$24,600.00	\$5,257,714.00
4590	River Forest Community Sch Corp	\$8,889,672.00	\$2,440,657.00	\$737,124.00	\$102,750.00	\$10,000.00	\$12,180,203.00
2645	Rochester Community Sch Corp	\$9,115,794.00	\$1,280,299.00	\$947,994.00	\$306,920.00	\$59,500.00	\$11,710,507.00
9875	Rock Creek Community Academy	\$2,788,392.00	\$167,236.00	\$451,452.00	\$6,570.00	\$9,900.00	\$3,423,550.00
1180	Rossville Con School District	\$5,196,792.00	\$384,186.00	\$400,040.00	\$196,720.00	\$35,600.00	\$6,213,338.00
9465	Rural Community Schools Inc	\$695,760.00	\$134,203.00	\$168,260.00	\$0.00	\$0.00	\$998,223.00
6995	Rush County Schools	\$10,859,208.00	\$1,319,804.00	\$1,094,448.00	\$250,650.00	\$41,500.00	\$13,565,610.00
8205	Salem Community Schools	\$9,735,288.00	\$1,472,881.00	\$1,156,322.00	\$170,960.00	\$52,900.00	\$12,588,351.00
4670	School City of East Chicago	\$20,027,184.00	\$7,560,412.00	\$2,767,588.00	\$267,230.00	\$38,400.00	\$30,660,814.00
4710	School City of Hammond	\$67,001,688.00	\$17,411,801.00	\$6,821,256.00	\$959,150.00	\$174,100.00	\$92,367,995.00
4730	School City of Hobart	\$21,559,836.00	\$2,487,760.00	\$2,054,700.00	\$1,155,330.00	\$97,800.00	\$27,355,426.00
7200	School City of Mishawaka	\$27,848,115.00	\$5,386,258.00	\$3,513,306.00	\$775,210.00	\$73,100.00	\$37,595,989.00
4720	School Town of Highland	\$17,592,024.00	\$1,641,363.00	\$1,463,186.00	\$380,620.00	\$107,600.00	\$21,184,793.00
4740	School Town of Munster	\$21,932,603.00	\$658,429.00	\$1,754,166.00	\$498,390.00	\$227,900.00	\$25,071,488.00
5400	School Town of Speedway	\$9,617,544.00	\$1,634,407.00	\$1,046,164.00	\$176,270.00	\$52,900.00	\$12,527,285.00
7230	Scott County School District 1	\$6,524,088.00	\$1,217,854.00	\$842,002.00	\$72,070.00	\$36,500.00	\$8,692,514.00
7255	Scott County School District 2	\$13,802,808.00	\$2,156,740.00	\$1,601,810.00	\$272,380.00	\$62,100.00	\$17,895,838.00
9485	SE Neighborhood Sch of Excellence	\$3,184,440.00	\$1,091,807.00	\$204,204.00	\$0.00	\$0.00	\$4,480,451.00
9985	Seven Oaks Classical School	\$1,744,752.00	\$214,938.00	\$273,220.00	\$0.00	\$0.00	\$2,232,910.00
3675	Seymour Community Schools	\$25,887,624.00	\$3,173,701.00	\$3,106,270.00	\$607,910.00	\$103,100.00	\$32,878,605.00
7285	Shelby Eastern Schools	\$5,967,480.00	\$500,356.00	\$611,392.00	\$123,460.00	\$36,300.00	\$7,238,988.00
7365	Shelbyville Central Schools	\$20,755,056.00	\$2,887,598.00	\$2,372,166.00	\$664,950.00	\$115,400.00	\$26,795,170.00
3435	Shenandoah School Corporation	\$7,562,376.00	\$686,577.00	\$585,408.00	\$240,260.00	\$37,800.00	\$9,112,421.00
3055	Sheridan Community Schools	\$5,592,840.00	\$469,675.00	\$817,514.00	\$60,750.00	\$26,400.00	\$6,967,179.00
5520	Shoals Community School Corp	\$3,296,832.00	\$476,119.00	\$499,458.00	\$47,300.00	\$15,800.00	\$4,335,509.00
9315	Signature School Inc	\$2,097,984.00	\$391,910.00	\$27,512.00	\$0.00	\$66,100.00	\$2,583,506.00
9760	Smith Academy for Excellence	\$465,624.00	\$162,506.00	\$64,356.00	\$0.00	\$0.00	\$692,486.00
8625	Smith-Green Community Schools	\$6,149,448.00	\$281,792.00	\$646,660.00	\$126,640.00	\$41,800.00	\$7,246,340.00
0035	South Adams Schools	\$6,472,655.00	\$690,368.00	\$731,264.00	\$175,470.00	\$35,600.00	\$8,105,357.00
7205	South Bend Community Sch Corp	\$88,791,821.00	\$22,669,288.00	\$11,214,876.00	\$1,512,860.00	\$336,000.00	\$124,524,845.00
4940	South Central Com School Corp	\$4,881,024.00	\$346,314.00	\$367,134.00	\$173,610.00	\$43,700.00	\$5,811,782.00
1600	South Dearborn Com School Corp	\$12,421,992.00	\$1,740,541.00	\$1,377,538.00	\$286,550.00	\$47,000.00	\$15,873,621.00
2765	South Gibson School Corp	\$10,842,189.00	\$728,404.00	\$1,112,674.00	\$214,470.00	\$69,700.00	\$12,967,437.00
3190	South Harrison Com Schools	\$15,953,456.00	\$1,912,567.00	\$1,784,418.00	\$543,960.00	\$81,500.00	\$20,275,901.00
3415	South Henry School Corp	\$4,014,000.00	\$442,463.00	\$339,690.00	\$158,530.00	\$26,100.00	\$4,980,783.00
4325	South Knox School Corp	\$6,684,648.00	\$498,601.00	\$448,276.00	\$111,550.00	\$48,100.00	\$7,791,175.00
5255	South Madison Com Sch Corp	\$23,324,016.00	\$1,534,583.00	\$2,328,088.00	\$342,940.00	\$156,000.00	\$27,685,627.00
5845	South Montgomery Com Sch Corp	\$8,889,672.00	\$864,102.00	\$932,046.00	\$314,930.00	\$48,100.00	\$11,048,850.00
5995	South Newton School Corp	\$4,468,920.00	\$707,738.00	\$487,176.00	\$159,670.00	\$22,400.00	\$5,845,904.00
6705	South Putnam Community Schools	\$5,699,880.00	\$549,902.00	\$562,576.00	\$298,810.00	\$37,800.00	\$7,148,968.00

Note that tuition support calculations for school corporations 5385 and 4690 may include innovation network charter schools as well as turnaround academies.

## Appendix D: FY2019 State Tuition Support by School Corporation

Corp	Name	FY19 Basic Grant	FY19 Complexity Grant	FY19 Special Education Grant	FY19 Career and Technical Grant	FY19 Honors Grant	FY19 Tuition Support
6865	South Ripley Com Sch Corp	\$5,972,832.00	\$965,664.00	\$684,594.00	\$238,610.00	\$46,000.00	\$7,907,700.00
7445	South Spencer County Sch Corp	\$6,256,060.00	\$778,138.00	\$785,610.00	\$126,150.00	\$24,600.00	\$7,970,558.00
8020	South Vermillion Com Sch Corp	\$8,793,336.00	\$1,439,104.00	\$946,932.00	\$297,960.00	\$52,200.00	\$11,529,532.00
2100	Southeast Dubois Co Sch Corp	\$6,750,371.00	\$178,988.00	\$649,542.00	\$229,740.00	\$44,000.00	\$7,852,641.00
2455	Southeast Fountain School Corp	\$5,592,840.00	\$866,127.00	\$576,430.00	\$200,110.00	\$43,400.00	\$7,278,907.00
3115	Southern Hancock Co Com Sch Corp	\$19,615,080.00	\$1,035,033.00	\$2,054,884.00	\$253,080.00	\$150,100.00	\$23,108,177.00
8425	Southern Wells Com Schools	\$4,628,463.00	\$397,570.00	\$276,304.00	\$122,970.00	\$25,700.00	\$5,451,007.00
2110	Southwest Dubois Co Sch Corp	\$9,200,088.00	\$702,040.00	\$852,988.00	\$214,290.00	\$44,400.00	\$11,013,806.00
6260	Southwest Parke Com Sch Corp	\$5,373,408.00	\$981,741.00	\$541,426.00	\$187,330.00	\$35,000.00	\$7,118,905.00
7715	Southwest School Corp	\$9,200,088.00	\$1,232,523.00	\$887,520.00	\$224,820.00	\$49,200.00	\$11,594,151.00
7360	Southwestern Con Sch Shelby Co	\$3,248,664.00	\$288,501.00	\$260,640.00	\$81,570.00	\$27,900.00	\$3,907,275.00
4000	Southwestern-Jefferson Co Con	\$7,059,395.00	\$1,168,876.00	\$738,790.00	\$162,870.00	\$37,900.00	\$9,167,831.00
6195	Spencer-Owen Community Schools	\$12,667,702.00	\$1,909,008.00	\$1,825,034.00	\$370,550.00	\$56,500.00	\$16,828,794.00
6160	Springs Valley Com School Corp	\$4,463,568.00	\$627,794.00	\$457,370.00	\$155,300.00	\$30,900.00	\$5,734,932.00
9980	Steel City Academy/Global Leadership Acad	\$2,392,344.00	\$926,220.00	\$224,292.00	\$0.00	\$0.00	\$3,542,856.00
9960	Success Academy Primary School	\$3,270,072.00	\$997,048.00	\$348,364.00	\$0.00	\$0.00	\$4,615,484.00
1560	Sunman-Dearborn Com Sch Corp	\$19,659,127.00	\$925,581.00	\$2,013,472.00	\$532,590.00	\$161,000.00	\$23,291,770.00
7775	Switzerland County School Corp	\$7,878,144.00	\$1,208,056.00	\$908,458.00	\$421,760.00	\$31,900.00	\$10,448,318.00
3460	Taylor Community School Corp	\$6,722,112.00	\$1,312,156.00	\$687,988.00	\$100,050.00	\$37,500.00	\$8,859,806.00
6350	Tell City-Troy Twp School Corp	\$7,536,258.00	\$964,773.00	\$1,002,450.00	\$231,470.00	\$29,400.00	\$9,764,351.00
9460	Thea Bowman Leadership Academy	\$5,748,048.00	\$1,787,942.00	\$321,996.00	\$750.00	\$20,700.00	\$7,879,436.00
9740	Thurgood Marshall Leadership Academy	\$620,832.00	\$306,580.00	\$15,500.00	\$0.00	\$0.00	\$942,912.00
9350	Timothy L Johnson Academy	\$1,675,176.00	\$760,662.00	\$67,180.00	\$0.00	\$0.00	\$2,503,018.00
9195	Timothy L Johnson Leadership Academy MS	\$283,656.00	\$107,682.00	\$21,656.00	\$0.00	\$0.00	\$412,994.00
9940	Tindley Collegiate Academy	\$1,503,912.00	\$310,570.00	\$113,380.00	\$0.00	\$0.00	\$1,927,862.00
9425	Tindley Genesis Academy	\$1,156,032.00	\$283,144.00	\$55,412.00	\$0.00	\$0.00	\$1,494,588.00
9945	Tindley Renaissance Academy	\$2,194,320.00	\$525,403.00	\$94,880.00	\$0.00	\$0.00	\$2,814,603.00
9430	Tindley Summit Academy	\$1,386,168.00	\$440,243.00	\$53,656.00	\$0.00	\$0.00	\$1,880,067.00
7865	Tippecanoe School Corp	\$73,114,956.00	\$5,893,459.00	\$8,165,970.00	\$1,082,170.00	\$363,600.00	\$88,620,155.00
4445	Tippecanoe Valley School Corp	\$9,549,092.00	\$995,143.00	\$1,097,336.00	\$363,240.00	\$58,000.00	\$12,062,811.00
7945	Tipton Community School Corp	\$8,199,264.00	\$738,991.00	\$683,374.00	\$207,710.00	\$43,300.00	\$9,872,639.00
7935	Tri-Central Community Schools	\$4,024,704.00	\$350,229.00	\$312,428.00	\$52,950.00	\$24,200.00	\$4,764,511.00
8535	Tri-County School Corp	\$3,462,744.00	\$366,131.00	\$338,696.00	\$194,770.00	\$41,200.00	\$4,403,541.00
4645	Tri-Creek School Corp	\$17,594,700.00	\$1,202,995.00	\$1,500,640.00	\$877,490.00	\$131,700.00	\$21,307,525.00
5495	Triton School Corporation	\$4,940,592.00	\$494,613.00	\$381,570.00	\$105,290.00	\$34,500.00	\$5,956,565.00
4915	Tri-Township Cons School Corp	\$1,980,240.00	\$207,281.00	\$219,854.00	\$70,570.00	\$4,400.00	\$2,482,345.00
8565	Twin Lakes School Corp	\$12,652,128.00	\$1,226,490.00	\$936,134.00	\$510,570.00	\$77,500.00	\$15,402,822.00
7950	Union Co-Clg Corner Joint Sch Dist	\$6,930,840.00	\$693,861.00	\$779,218.00	\$162,530.00	\$40,700.00	\$8,607,149.00
6795	Union School Corporation	\$17,517,096.00	\$3,800,444.00	\$2,228,428.00	\$24,260.00	\$12,500.00	\$23,582,728.00
6530	Union Township School Corp	\$7,835,328.00	\$526,923.00	\$848,040.00	\$222,470.00	\$61,300.00	\$9,494,061.00
7215	Union-North United School Corp	\$6,438,510.00	\$765,066.00	\$590,918.00	\$145,180.00	\$22,400.00	\$7,962,074.00
6560	Valparaiso Community Schools	\$33,825,603.00	\$2,375,376.00	\$3,909,158.00	\$476,060.00	\$289,500.00	\$40,875,697.00
9080	Vanguard Collegiate of Indianapolis	\$326,472.00	\$102,262.00	\$28,256.00	\$0.00	\$0.00	\$456,990.00
8030	Vigo County School Corp	\$76,870,776.00	\$14,512,088.00	\$8,795,726.00	\$2,070,600.00	\$380,000.00	\$102,629,190.00
4335	Vincennes Community Sch Corp	\$14,536,032.00	\$2,991,239.00	\$1,530,910.00	\$188,660.00	\$70,900.00	\$19,317,741.00
9935	Vision Academy	\$2,285,304.00	\$812,397.00	\$254,636.00	\$0.00	\$0.00	\$3,352,337.00
8060	Wabash City Schools	\$8,264,130.00	\$1,355,784.00	\$1,066,810.00	\$260,960.00	\$43,700.00	\$10,991,384.00
2285	Wa-Nee Community Schools	\$16,392,106.00	\$798,840.00	\$1,566,502.00	\$310,670.00	\$116,300.00	\$19,184,418.00
8130	Warrick County School Corp	\$54,290,688.00	\$3,701,241.00	\$5,962,802.00	\$778,170.00	\$301,200.00	\$65,034,101.00
4415	Warsaw Community Schools	\$36,974,078.00	\$3,745,560.00	\$3,935,462.00	\$1,138,050.00	\$253,600.00	\$46,046,750.00

Note that tuition support calculations for school corporations 5385 and 4690 may include innovation network charter schools as well as turnaround academies.

## Appendix D: FY2019 State Tuition Support by School Corporation

Corp	Name	FY19 Basic Grant	FY19 Complexity Grant	FY19 Special Education Grant	FY19 Career and Technical Grant	FY19 Honors Grant	FY19 Tuition Support
1405	Washington Com Schools	\$13,759,029.00	\$2,440,120.00	\$1,916,010.00	\$277,540.00	\$64,000.00	\$18,456,699.00
4345	Wawasee Community School Corp	\$15,820,566.00	\$1,559,768.00	\$1,854,920.00	\$571,620.00	\$84,000.00	\$19,890,874.00
1885	Wes-Del Community Schools	\$4,677,648.00	\$639,960.00	\$448,976.00	\$49,210.00	\$32,000.00	\$5,847,794.00
6630	West Central School Corp	\$4,040,760.00	\$522,634.00	\$407,652.00	\$162,930.00	\$23,500.00	\$5,157,476.00
0940	West Clark Community Schools	\$24,415,824.00	\$1,519,237.00	\$2,711,380.00	\$611,250.00	\$171,000.00	\$29,428,691.00
7875	West Lafayette Com School Corp	\$12,529,032.00	\$589,885.00	\$1,026,046.00	\$120,720.00	\$114,400.00	\$14,380,083.00
6065	West Noble School Corporation	\$12,287,817.00	\$1,472,862.00	\$1,050,646.00	\$250,600.00	\$35,600.00	\$15,097,525.00
8220	West Washington School Corp	\$4,522,440.00	\$674,344.00	\$505,420.00	\$192,000.00	\$27,600.00	\$5,921,804.00
0615	Western Boone Co Com Sch Dist	\$8,889,672.00	\$687,172.00	\$821,366.00	\$223,000.00	\$81,100.00	\$10,702,310.00
3490	Western School Corp	\$14,263,080.00	\$1,317,576.00	\$1,067,284.00	\$150,990.00	\$127,600.00	\$16,926,530.00
8355	Western Wayne Schools	\$4,661,592.00	\$593,377.00	\$503,232.00	\$169,460.00	\$44,900.00	\$5,972,561.00
3030	Westfield-Washington Schools	\$42,971,476.00	\$1,406,529.00	\$4,499,730.00	\$1,250,870.00	\$326,200.00	\$50,454,805.00
4525	Westview School Corporation	\$11,870,736.00	\$679,529.00	\$1,114,060.00	\$166,850.00	\$48,800.00	\$13,879,975.00
2980	White River Valley Sch Dist	\$4,110,336.00	\$659,105.00	\$366,302.00	\$170,670.00	\$23,900.00	\$5,330,313.00
4760	Whiting School City	\$6,438,456.00	\$1,089,473.00	\$589,098.00	\$194,330.00	\$46,700.00	\$8,358,057.00
4455	Whitko Community School Corp	\$7,069,992.00	\$705,929.00	\$1,150,970.00	\$164,980.00	\$42,200.00	\$9,134,071.00
8665	Whitley Co Cons Schools	\$18,833,688.00	\$1,249,104.00	\$2,046,944.00	\$735,880.00	\$90,600.00	\$22,956,216.00
1910	Yorktown Community Schools	\$14,182,800.00	\$1,551,178.00	\$987,382.00	\$246,150.00	\$96,900.00	\$17,064,410.00
0630	Zionsville Community Schools	\$37,365,737.00	\$291,553.00	\$3,500,422.00	\$186,530.00	\$334,800.00	\$41,679,042.00
	Statewide	\$5,495,779,930.00	\$763,399,098.00	\$582,207,430.00	\$120,936,610.00	\$29,412,400.00	\$6,991,735,468.00

## Appendix E: FY2020 State Tuition Support by School Corporation

Corp	Name	FY20 Basic Grant	FY20 Special Education Grant	FY20 Career and Technical Grant	FY20 Honors Grant	FY20 Tuition Support
9545	21st Century Charter Sch of Gary	\$9,195,861.00	\$336,348.00	\$116,870.00	\$7,000.00	\$9,656,079.00
9970	Ace Preparatory Academy	\$1,061,055.00	\$34,931.00	\$0.00	\$0.00	\$1,095,986.00
15	Adams Central Community Schools	\$7,384,214.00	\$540,086.00	\$158,330.00	\$52,800.00	\$8,135,430.00
5265	Alexandria Com School Corp	\$9,759,937.00	\$1,033,718.00	\$188,090.00	\$37,100.00	\$11,018,845.00
9065	Allegiant Preparatory Academy Charter School	\$535,454.00	\$27,212.00	\$0.00	\$0.00	\$562,666.00
5275	Anderson Community School Corp	\$46,377,875.00	\$5,241,938.00	\$1,162,730.00	\$81,600.00	\$52,864,143.00
9790	Anderson Preparatory Academy	\$5,012,128.00	\$652,860.00	\$56,540.00	\$22,100.00	\$5,743,628.00
9615	Andrew J Brown Academy	\$4,945,936.00	\$206,224.00	\$0.00	\$0.00	\$5,152,160.00
5470	Argos Community Schools	\$3,346,976.00	\$341,139.00	\$111,180.00	\$19,100.00	\$3,818,395.00
9685	Aspire Charter Academy	\$4,853,149.00	\$357,676.00	\$0.00	\$0.00	\$5,210,825.00
2435	Attica Consolidated Sch Corp	\$3,506,470.00	\$396,315.00	\$155,450.00	\$25,000.00	\$4,083,235.00
3315	Avon Community School Corp	\$56,930,556.00	\$5,333,074.00	\$1,132,460.00	\$523,300.00	\$63,919,390.00
9645	Avondale Meadows Academy	\$2,977,952.00	\$203,136.00	\$0.00	\$0.00	\$3,181,088.00
1315	Barr-Reeve Com Schools Inc	\$5,554,527.00	\$316,935.00	\$154,890.00	\$25,300.00	\$6,051,652.00
365	Bartholomew Con School Corp	\$67,572,363.00	\$5,473,957.00	\$1,872,200.00	\$445,200.00	\$75,363,720.00
6895	Batesville Community Sch Corp	\$12,643,960.00	\$1,179,457.00	\$359,350.00	\$119,300.00	\$14,302,067.00
2260	Baugo Community Schools	\$11,323,591.00	\$787,208.00	\$382,520.00	\$68,300.00	\$12,561,619.00
5380	Beech Grove City Schools	\$19,664,403.00	\$2,044,920.00	\$800,500.00	\$44,500.00	\$22,554,323.00
395	Benton Community School Corp	\$10,613,441.00	\$1,157,783.00	\$249,070.00	\$65,300.00	\$12,085,594.00
515	Blackford County Schools	\$10,156,107.00	\$799,043.00	\$227,020.00	\$51,100.00	\$11,233,270.00
2920	Bloomfield School District	\$4,953,945.00	\$326,665.00	\$155,900.00	\$27,500.00	\$5,464,010.00
3405	Blue River Valley Schools	\$3,782,584.00	\$221,173.00	\$153,860.00	\$23,900.00	\$4,181,517.00
5480	Bremen Public Schools	\$8,518,088.00	\$709,560.00	\$287,780.00	\$40,000.00	\$9,555,428.00
670	Brown County School Corporation	\$10,734,372.00	\$1,376,760.00	\$238,360.00	\$44,800.00	\$12,394,292.00
3305	Brownsburg Community Sch Corp	\$53,083,268.00	\$4,404,996.00	\$1,208,410.00	\$528,000.00	\$59,224,674.00
3695	Brownstown Cnt Com Sch Corp	\$9,317,929.00	\$810,410.00	\$271,060.00	\$64,600.00	\$10,463,999.00
9620	Burriss Laboratory School	\$3,897,681.00	\$443,504.00	\$3,240.00	\$21,300.00	\$4,365,725.00
3455	C A Beard Memorial School Corp	\$6,325,244.00	\$659,932.00	\$175,860.00	\$37,500.00	\$7,198,536.00
9725	Canaan Community Academy	\$921,644.00	\$151,204.00	\$0.00	\$0.00	\$1,072,848.00
6340	Cannelton City Schools	\$1,721,059.00	\$181,198.00	\$23,300.00	\$7,400.00	\$1,932,957.00
9880	Career Academy at South Bend	\$2,069,734.00	\$347,288.00	\$278,660.00	\$19,500.00	\$2,715,182.00
9965	Career Academy Middle School	\$2,333,377.00	\$372,200.00	\$0.00	\$0.00	\$2,705,577.00
3060	Carmel Clay Schools	\$92,979,593.00	\$8,614,757.00	\$1,758,440.00	\$815,600.00	\$104,168,390.00
750	Carroll Consolidated Sch Corp	\$6,359,432.00	\$460,526.00	\$185,120.00	\$35,300.00	\$7,040,378.00
2650	Caston School Corporation	\$4,151,415.00	\$303,491.00	\$88,900.00	\$22,800.00	\$4,566,606.00
4205	Center Grove Com Sch Corp	\$50,317,506.00	\$5,111,341.00	\$973,400.00	\$287,500.00	\$56,689,747.00
8360	Centerville-Abington Com Schs	\$10,483,722.00	\$693,301.00	\$245,060.00	\$68,700.00	\$11,490,783.00
6055	Central Noble Com School Corp	\$7,400,845.00	\$844,107.00	\$180,200.00	\$49,900.00	\$8,475,052.00
9445	Charles A Tindley Accelerated Schl	\$2,161,057.00	\$137,792.00	\$41,480.00	\$35,800.00	\$2,376,129.00
9310	Charter School of the Dunes	\$4,957,415.00	\$233,804.00	\$0.00	\$0.00	\$5,191,219.00
9380	Christel House Academy	\$4,419,142.00	\$261,072.00	\$0.00	\$12,500.00	\$4,692,714.00
9395	Christel House Academy West	\$3,069,810.00	\$145,280.00	\$0.00	\$0.00	\$3,215,090.00
9150	Circle City Preparatory Academy	\$1,343,542.00	\$67,324.00	\$0.00	\$0.00	\$1,410,866.00
4145	Clark-Pleasant Com School Corp	\$40,079,583.00	\$3,318,113.00	\$1,177,230.00	\$158,200.00	\$44,733,126.00
1000	Clarksville Com School Corp	\$8,453,009.00	\$873,570.00	\$208,720.00	\$18,000.00	\$9,553,299.00

## Appendix E: FY2020 State Tuition Support by School Corporation

Corp	Name	FY20 Basic Grant	FY20 Special Education Grant	FY20 Career and Technical Grant	FY20 Honors Grant	FY20 Tuition Support
1125	Clay Community Schools	\$25,538,161.00	\$2,384,245.00	\$438,230.00	\$100,900.00	\$28,461,536.00
1150	Clinton Central School Corp	\$5,275,230.00	\$500,670.00	\$143,290.00	\$20,200.00	\$5,939,390.00
1160	Clinton Prairie School Corp	\$7,355,102.00	\$542,925.00	\$142,010.00	\$39,700.00	\$8,079,737.00
6750	Cloverdale Community Schools	\$6,611,657.00	\$617,456.00	\$279,860.00	\$41,800.00	\$7,550,773.00
9320	Community Montessori Inc	\$3,048,564.00	\$564,640.00	\$62,150.00	\$21,300.00	\$3,696,654.00
1170	Community Schools of Frankfort	\$20,032,018.00	\$1,492,312.00	\$572,930.00	\$89,700.00	\$22,186,960.00
2270	Concord Community Schools	\$31,545,764.00	\$2,351,521.00	\$657,770.00	\$153,700.00	\$34,708,755.00
2440	Covington Community Sch Corp	\$4,909,379.00	\$428,609.00	\$189,900.00	\$42,900.00	\$5,570,788.00
1900	Cowan Community School Corp	\$4,975,998.00	\$272,597.00	\$113,430.00	\$33,400.00	\$5,395,425.00
1300	Crawford Co Com School Corp	\$8,982,333.00	\$1,176,524.00	\$216,460.00	\$41,200.00	\$10,416,517.00
5855	Crawfordsville Com Schools	\$15,646,383.00	\$1,819,531.00	\$283,120.00	\$58,400.00	\$17,807,434.00
3710	Crothersville Community Schools	\$2,627,364.00	\$180,742.00	\$56,660.00	\$15,500.00	\$2,880,266.00
4660	Crown Point Community Sch Corp	\$50,583,871.00	\$4,283,687.00	\$970,190.00	\$388,700.00	\$56,226,448.00
5455	Culver Community Schools Corp	\$4,795,771.00	\$415,983.00	\$179,470.00	\$10,300.00	\$5,401,524.00
1940	Daleville Community Schools	\$5,994,008.00	\$297,821.00	\$77,250.00	\$25,000.00	\$6,394,079.00
9920	Damar Charter Academy	\$1,441,338.00	\$1,421,648.00	\$0.00	\$1,500.00	\$2,864,486.00
3325	Danville Community School Corp	\$14,395,780.00	\$1,517,328.00	\$303,270.00	\$81,400.00	\$16,297,778.00
1655	Decatur County Com Schools	\$11,669,498.00	\$1,165,364.00	\$431,110.00	\$75,600.00	\$13,341,572.00
1835	DeKalb Co Ctl United Sch Dist	\$20,829,612.00	\$1,926,041.00	\$493,170.00	\$113,800.00	\$23,362,623.00
1805	DeKalb Co Eastern Com Sch Dist	\$8,258,236.00	\$731,110.00	\$170,030.00	\$45,500.00	\$9,204,876.00
1875	Delaware Community School Corp	\$16,198,238.00	\$1,144,590.00	\$267,130.00	\$93,200.00	\$17,703,158.00
755	Delphi Community School Corp	\$8,428,227.00	\$543,200.00	\$349,580.00	\$30,800.00	\$9,351,807.00
9870	Discovery Charter School	\$3,072,138.00	\$230,428.00	\$0.00	\$0.00	\$3,302,566.00
9795	Dr Robert H Faulkner Academy	\$56,559.67	\$675.00	\$0.00	\$0.00	\$57,234.67
9950	Dugger Ch Sch	\$3,372,136.00	\$386,964.00	\$0.00	\$7,400.00	\$3,766,500.00
6470	Duneland School Corporation	\$34,314,628.00	\$3,377,127.00	\$703,130.00	\$221,200.00	\$38,616,085.00
8690	Dynamic Minds Academy	\$683,109.00	\$1,162,376.00	\$0.00	\$0.00	\$1,845,485.00
255	East Allen County Schools	\$62,269,338.00	\$4,280,360.00	\$1,135,920.00	\$322,700.00	\$68,008,318.00
9595	East Chicago Lighthouse Charter	\$3,815,166.00	\$186,024.00	\$0.00	\$0.00	\$4,001,190.00
9555	East Chicago Urban Enterprise Acad	\$2,903,207.00	\$110,024.00	\$0.00	\$0.00	\$3,013,231.00
2725	East Gibson School Corporation	\$4,956,665.00	\$637,313.00	\$96,800.00	\$18,000.00	\$5,708,778.00
6060	East Noble School Corp	\$21,227,174.00	\$2,450,955.00	\$524,170.00	\$85,500.00	\$24,287,799.00
6510	East Porter County School Corp	\$14,190,526.00	\$1,434,600.00	\$386,020.00	\$100,500.00	\$16,111,646.00
8215	East Washington School Corp	\$8,618,481.00	\$815,836.00	\$267,900.00	\$34,900.00	\$9,737,117.00
2815	Eastbrook Community Sch Corp	\$9,596,762.00	\$759,123.00	\$263,700.00	\$56,600.00	\$10,676,185.00
2940	Eastern Greene Schools	\$6,666,278.00	\$572,963.00	\$107,260.00	\$48,200.00	\$7,394,701.00
3145	Eastern Hancock Co Com Sch Corp	\$7,014,481.00	\$805,315.00	\$172,920.00	\$43,300.00	\$8,036,016.00
3480	Eastern Howard School Corp	\$9,305,545.00	\$655,381.00	\$133,040.00	\$55,000.00	\$10,148,966.00
6620	Eastern Pulaski Com Sch Corp	\$7,203,358.00	\$497,533.00	\$129,050.00	\$33,800.00	\$7,863,741.00
4215	Edinburgh Community Sch Corp	\$5,150,607.00	\$532,051.00	\$93,550.00	\$18,700.00	\$5,794,908.00
2305	Elkhart Community Schools	\$77,740,044.00	\$6,161,686.00	\$1,612,860.00	\$249,100.00	\$85,763,690.00
5280	Elwood Community School Corp	\$9,103,985.00	\$830,779.00	\$288,700.00	\$25,400.00	\$10,248,864.00
5910	Eminence Community School Corp	\$2,088,998.00	\$284,077.00	\$111,740.00	\$8,100.00	\$2,492,915.00
7995	Evansville Vanderburgh Sch Corp	\$142,514,384.00	\$12,442,726.00	\$3,032,680.00	\$508,600.00	\$158,498,390.00
2155	Fairfield Community Schools	\$12,523,336.00	\$810,671.00	\$301,940.00	\$60,900.00	\$13,696,847.00

## Appendix E: FY2020 State Tuition Support by School Corporation

Corp	Name	FY20 Basic Grant	FY20 Special Education Grant	FY20 Career and Technical Grant	FY20 Honors Grant	FY20 Tuition Support
2395	Fayette County School Corp	\$20,618,720.00	\$2,153,111.00	\$525,620.00	\$87,000.00	\$23,384,451.00
370	Flat Rock-Hawcreek School Corp	\$5,741,412.00	\$460,208.00	\$162,410.00	\$28,600.00	\$6,392,630.00
235	Fort Wayne Community Schools	\$190,269,279.00	\$17,424,330.00	\$3,332,090.00	\$608,700.00	\$211,634,399.00
4225	Franklin Community School Corp	\$30,364,747.00	\$3,006,594.00	\$585,800.00	\$132,500.00	\$34,089,641.00
2475	Franklin County Com Sch Corp	\$12,981,254.00	\$1,157,379.00	\$322,310.00	\$80,400.00	\$14,541,343.00
5310	Franklin Township Com Sch Corp	\$59,676,777.00	\$6,497,548.00	\$1,095,290.00	\$285,900.00	\$67,555,515.00
5245	Frankton-Lapel Community Schs	\$17,910,544.00	\$1,605,031.00	\$306,260.00	\$96,500.00	\$19,918,335.00
7605	Fremont Community Schools	\$5,834,931.00	\$457,870.00	\$59,010.00	\$28,300.00	\$6,380,111.00
8525	Frontier School Corporation	\$3,839,747.00	\$265,492.00	\$154,110.00	\$26,400.00	\$4,285,749.00
1820	Garrett-Keyser-Butler Com	\$10,772,227.00	\$1,128,776.00	\$343,120.00	\$47,700.00	\$12,291,823.00
4690	Gary Community School Corp	\$36,853,607.00	\$3,073,694.00	\$170,970.00	\$54,800.00	\$40,153,071.00
9535	Gary Lighthouse Charter School	\$10,263,546.00	\$478,028.00	\$0.00	\$38,600.00	\$10,780,174.00
9885	Gary Middle College	\$768,467.00	\$55,656.00	\$0.00	\$0.00	\$824,123.00
9070	Gary Middle College West	\$602,691.00	\$23,500.00	\$0.00	\$2,600.00	\$628,791.00
9665	Geist Montessori Academy	\$2,051,129.00	\$211,716.00	\$0.00	\$0.00	\$2,262,845.00
2315	Goshen Community Schools	\$39,984,617.00	\$3,035,558.00	\$977,510.00	\$134,300.00	\$44,131,985.00
1010	Greater Clark County Schools	\$62,434,432.00	\$6,208,340.00	\$1,723,640.00	\$298,900.00	\$70,665,312.00
2120	Greater Jasper Con Schs	\$18,255,402.00	\$1,611,360.00	\$738,680.00	\$150,000.00	\$20,755,442.00
6755	Greencastle Community Sch Corp	\$10,968,973.00	\$1,195,764.00	\$207,720.00	\$42,900.00	\$12,415,357.00
3125	Greenfield-Central Com Schools	\$26,351,704.00	\$2,733,539.00	\$621,020.00	\$165,800.00	\$29,872,063.00
1730	Greensburg Community Schools	\$13,007,536.00	\$1,478,824.00	\$375,210.00	\$63,100.00	\$14,924,670.00
4245	Greenwood Community Sch Corp	\$24,278,636.00	\$2,937,142.00	\$399,290.00	\$98,500.00	\$27,713,568.00
4700	Griffith Public Schools	\$13,997,356.00	\$1,127,049.00	\$218,970.00	\$59,100.00	\$15,402,475.00
7610	Hamilton Community Schools	\$1,730,695.00	\$151,230.00	\$27,790.00	\$4,400.00	\$1,914,115.00
3025	Hamilton Heights School Corp	\$13,228,695.00	\$1,338,714.00	\$257,490.00	\$82,200.00	\$14,907,099.00
3005	Hamilton Southeastern Schools	\$123,689,893.00	\$9,523,897.00	\$1,514,270.00	\$965,500.00	\$135,693,560.00
9705	Hammond Academy of Science & Tech	\$3,622,859.00	\$160,948.00	\$85,580.00	\$22,400.00	\$3,891,787.00
4580	Hanover Community School Corp	\$14,266,268.00	\$1,148,119.00	\$421,390.00	\$66,500.00	\$15,902,277.00
9990	Heritage Inst of Arts and Tech	\$1,685,716.00	\$66,556.00	\$0.00	\$0.00	\$1,752,272.00
9805	Hoosier Academy - Indianapolis	\$796,251.00	\$70,824.00	\$0.00	\$1,100.00	\$868,175.00
9655	Hope Academy	\$180,675.00	\$23,500.00	\$0.00	\$0.00	\$204,175.00
3625	Huntington Co Com Sch Corp	\$30,386,238.00	\$3,236,064.00	\$716,630.00	\$116,700.00	\$34,455,632.00
9625	IN Acad for Sci Math Humanities	\$1,306,443.00	\$31,268.00	\$0.00	\$170,600.00	\$1,508,311.00
9505	IN Agriculture and Technology School Ch School	\$1,180,309.00	\$159,004.00	\$4,080.00	\$0.00	\$1,343,393.00
9905	IN Connections Academy	\$27,312,044.00	\$4,089,176.00	\$0.00	\$63,500.00	\$31,464,720.00
9035	IN Connections Career Academy HS Virtual Charter School	\$1,861,352.00	\$205,784.00	\$2,720.00	\$3,300.00	\$2,073,156.00
9785	Indiana Math and Science Academy	\$3,893,889.00	\$148,212.00	\$0.00	\$0.00	\$4,042,101.00
9895	Indiana Math Science Academy	\$4,848,112.00	\$230,348.00	\$14,380.00	\$11,800.00	\$5,104,640.00
9670	Indianapolis Metropolitan High Sch	\$1,955,150.00	\$258,184.00	\$68,140.00	\$2,200.00	\$2,283,674.00
5385	Indianapolis Public Schools	\$224,588,447.00	\$21,420,169.00	\$3,152,110.00	\$336,800.00	\$249,497,526.00
9120	Insight School of IN	\$4,912,987.00	\$638,056.00	\$0.00	\$0.00	\$5,551,043.00
9735	Inspire Academy	\$1,252,482.00	\$268,932.00	\$0.00	\$0.00	\$1,521,414.00
8675	Invent Learning Hub	\$862,088.00	\$43,287.00	\$0.00	\$0.00	\$905,375.00
9330	Irvington Community School	\$6,667,672.00	\$479,432.00	\$0.00	\$22,800.00	\$7,169,904.00
6900	Jac-Cen-Del Community Sch Corp	\$4,924,132.00	\$401,577.00	\$160,690.00	\$30,900.00	\$5,517,299.00



## Appendix E: FY2020 State Tuition Support by School Corporation

Corp	Name	FY20 Basic Grant	FY20 Special Education Grant	FY20 Career and Technical Grant	FY20 Honors Grant	FY20 Tuition Support
3945	Jay School Corp	\$19,242,331.00	\$2,728,231.00	\$950,090.00	\$113,400.00	\$23,034,052.00
4015	Jennings County Schools	\$25,915,911.00	\$2,805,968.00	\$507,220.00	\$110,600.00	\$29,339,699.00
7150	John Glenn School Corporation	\$11,875,946.00	\$806,686.00	\$239,440.00	\$44,800.00	\$12,966,872.00
9495	Joshua Academy	\$1,681,226.00	\$17,500.00	\$0.00	\$0.00	\$1,698,726.00
3785	Kankakee Valley School Corp	\$20,024,419.00	\$2,034,603.00	\$640,840.00	\$91,000.00	\$22,790,862.00
9400	KIPP Indpls College Preparatory	\$2,279,158.00	\$140,268.00	\$0.00	\$0.00	\$2,419,426.00
9410	KIPP Indy Unite Elementary	\$4,870,933.00	\$167,480.00	\$0.00	\$0.00	\$5,038,413.00
7525	Knox Community School Corp	\$11,331,749.00	\$678,581.00	\$472,890.00	\$49,200.00	\$12,532,420.00
3500	Kokomo-Center Twp Con Sch Corp	\$37,103,970.00	\$3,076,410.00	\$918,940.00	\$131,800.00	\$41,231,120.00
7855	Lafayette School Corporation	\$49,397,147.00	\$6,116,148.00	\$790,430.00	\$131,300.00	\$56,435,025.00
4615	Lake Central School Corp	\$54,166,429.00	\$5,131,403.00	\$1,416,930.00	\$357,300.00	\$61,072,062.00
4650	Lake Ridge Schools	\$12,337,768.00	\$976,159.00	\$1,525,150.00	\$30,300.00	\$14,869,377.00
4680	Lake Station Community Schools	\$8,418,763.00	\$707,924.00	\$124,210.00	\$12,100.00	\$9,262,997.00
4535	Lakeland School Corporation	\$10,138,454.00	\$1,156,117.00	\$552,600.00	\$51,400.00	\$11,898,571.00
3160	Lanesville Community School Corp	\$4,268,555.00	\$286,354.00	\$154,860.00	\$32,300.00	\$4,742,069.00
4945	LaPorte Community School Corp	\$37,911,751.00	\$3,670,765.00	\$749,420.00	\$180,700.00	\$42,512,636.00
1620	Lawrenceburg Com School Corp	\$12,661,478.00	\$1,122,828.00	\$317,300.00	\$81,200.00	\$14,182,806.00
665	Lebanon Community School Corp	\$20,399,511.00	\$2,524,952.00	\$561,020.00	\$97,600.00	\$23,583,083.00
815	Lewis Cass School Corp	\$8,066,747.00	\$513,062.00	\$231,600.00	\$35,600.00	\$8,847,009.00
1895	Liberty-Perry Com School Corp	\$7,678,893.00	\$607,356.00	\$122,390.00	\$46,700.00	\$8,455,339.00
2950	Linton-Stockton School Corp	\$8,393,791.00	\$596,398.00	\$241,660.00	\$26,800.00	\$9,258,649.00
875	Logansport Community Sch Corp	\$26,584,419.00	\$2,119,417.00	\$1,139,070.00	\$76,800.00	\$29,919,706.00
5525	Loogootee Community Sch Corp	\$4,750,177.00	\$468,425.00	\$106,080.00	\$39,600.00	\$5,364,282.00
8445	M S D Bluffton-Harrison	\$9,975,639.00	\$901,164.00	\$146,500.00	\$56,500.00	\$11,079,803.00
6460	M S D Boone Township	\$6,649,541.00	\$708,872.00	\$200,790.00	\$33,800.00	\$7,593,003.00
5300	M S D Decatur Township	\$43,072,598.00	\$4,510,039.00	\$634,880.00	\$114,200.00	\$48,331,717.00
5330	M S D Lawrence Township	\$100,776,628.00	\$8,761,740.00	\$2,776,160.00	\$416,700.00	\$112,731,228.00
5925	M S D Martinsville Schools	\$26,183,154.00	\$2,574,425.00	\$871,340.00	\$157,200.00	\$29,786,119.00
6590	M S D Mount Vernon	\$12,611,631.00	\$1,666,132.00	\$173,950.00	\$55,800.00	\$14,507,513.00
6600	M S D North Posey Co Schools	\$8,292,975.00	\$865,892.00	\$236,510.00	\$55,800.00	\$9,451,177.00
4860	M S D of New Durham Township	\$5,422,856.00	\$547,975.00	\$164,130.00	\$34,900.00	\$6,169,861.00
5340	M S D Perry Township	\$107,286,407.00	\$9,935,724.00	\$1,378,040.00	\$379,300.00	\$118,979,471.00
5350	M S D Pike Township	\$72,095,890.00	\$5,432,000.00	\$1,352,000.00	\$183,300.00	\$79,063,190.00
2960	M S D Shakamak Schools	\$4,610,196.00	\$396,358.00	\$173,510.00	\$30,200.00	\$5,210,264.00
125	M S D Southwest Allen County	\$43,590,153.00	\$3,077,619.00	\$890,710.00	\$316,500.00	\$47,874,982.00
7615	M S D Steuben County	\$16,040,672.00	\$1,557,507.00	\$281,200.00	\$79,600.00	\$17,958,979.00
8050	M S D Wabash County Schools	\$12,851,488.00	\$1,145,643.00	\$416,610.00	\$59,800.00	\$14,473,541.00
8115	M S D Warren County	\$7,960,429.00	\$637,069.00	\$247,390.00	\$52,800.00	\$8,897,688.00
5360	M S D Warren Township	\$77,693,102.00	\$6,777,114.00	\$1,895,950.00	\$194,800.00	\$86,560,966.00
5370	M S D Washington Township	\$69,825,667.00	\$6,701,296.00	\$1,085,690.00	\$343,700.00	\$77,956,353.00
5375	M S D Wayne Township	\$111,564,048.00	\$10,179,164.00	\$1,922,360.00	\$451,100.00	\$124,116,672.00
5615	Maconaquah School Corp	\$13,129,631.00	\$1,134,708.00	\$442,230.00	\$38,600.00	\$14,745,169.00
3995	Madison Consolidated Schools	\$15,956,737.00	\$1,515,665.00	\$516,500.00	\$97,400.00	\$18,086,302.00
2825	Madison-Grant United Sch Corp	\$6,713,579.00	\$619,467.00	\$219,690.00	\$38,600.00	\$7,591,336.00
8045	Manchester Community Schools	\$9,116,367.00	\$841,250.00	\$248,240.00	\$44,000.00	\$10,249,857.00

## Appendix E: FY2020 State Tuition Support by School Corporation

Corp	Name	FY20 Basic Grant	FY20 Special Education Grant	FY20 Career and Technical Grant	FY20 Honors Grant	FY20 Tuition Support
9915	Marion Academy	\$93,523.17	\$15,072.67	\$0.00	\$0.00	\$108,595.84
2865	Marion Community Schools	\$25,709,435.00	\$2,064,559.00	\$678,440.00	\$81,500.00	\$28,533,934.00
9955	Mays Community Academy	\$1,406,161.00	\$315,044.00	\$0.00	\$0.00	\$1,721,205.00
3640	Medora Community School Corp	\$959,651.00	\$99,324.00	\$25,050.00	\$4,400.00	\$1,088,425.00
4600	Merrillville Community School	\$39,957,446.00	\$3,566,799.00	\$1,311,240.00	\$99,100.00	\$44,934,585.00
4925	Michigan City Area Schools	\$38,078,538.00	\$4,155,547.00	\$842,540.00	\$108,600.00	\$43,185,225.00
2275	Middlebury Community Schools	\$25,495,561.00	\$1,926,644.00	\$563,850.00	\$134,200.00	\$28,120,255.00
6910	Milan Community Schools	\$6,222,325.00	\$648,469.00	\$215,840.00	\$49,500.00	\$7,136,134.00
3335	Mill Creek Community Sch Corp	\$8,677,561.00	\$1,016,782.00	\$176,270.00	\$73,000.00	\$9,943,613.00
2855	Mississinewa Community School Corp	\$15,313,366.00	\$1,792,277.00	\$385,880.00	\$43,800.00	\$17,535,323.00
5085	Mitchell Community Schools	\$9,430,928.00	\$1,020,471.00	\$173,730.00	\$40,400.00	\$10,665,529.00
6820	Monroe Central School Corp	\$6,572,424.00	\$673,267.00	\$136,610.00	\$40,400.00	\$7,422,701.00
5740	Monroe County Com Sch Corp	\$66,162,931.00	\$6,456,908.00	\$793,800.00	\$459,700.00	\$73,873,339.00
5900	Monroe-Gregg School District	\$8,907,150.00	\$918,262.00	\$220,150.00	\$31,900.00	\$10,077,462.00
5930	Mooresville Con School Corp	\$26,564,115.00	\$2,372,721.00	\$600,020.00	\$136,500.00	\$29,673,356.00
3135	Mt Vernon Community Sch Corp	\$24,329,506.00	\$2,184,852.00	\$469,440.00	\$148,200.00	\$27,131,998.00
1970	Muncie Community Schools	\$35,030,627.00	\$3,716,891.00	\$278,150.00	\$93,200.00	\$39,118,868.00
9730	Neighbors New Vista High School	\$1,503,179.00	\$132,512.00	\$55,500.00	\$0.00	\$1,691,191.00
8305	Nettle Creek School Corp	\$6,687,153.00	\$658,430.00	\$232,430.00	\$42,600.00	\$7,620,613.00
2400	New Albany-Floyd Co Con Sch	\$71,551,641.00	\$7,627,806.00	\$1,224,920.00	\$411,200.00	\$80,815,567.00
3445	New Castle Community Sch Corp	\$19,526,391.00	\$2,024,947.00	\$329,520.00	\$86,100.00	\$21,966,958.00
4805	New Prairie United School Corp	\$17,641,871.00	\$1,626,642.00	\$491,660.00	\$81,100.00	\$19,841,273.00
4255	Nineveh-Hensley-Jackson United	\$11,412,310.00	\$858,955.00	\$235,760.00	\$76,800.00	\$12,583,825.00
3070	Noblesville Schools	\$60,362,795.00	\$6,785,623.00	\$1,009,320.00	\$340,800.00	\$68,498,538.00
25	North Adams Community Schools	\$10,371,046.00	\$1,029,981.00	\$318,340.00	\$104,300.00	\$11,823,667.00
6375	North Central Parke Con Sch Corp	\$7,148,817.00	\$592,420.00	\$228,030.00	\$43,000.00	\$8,012,267.00
1375	North Daviess Com Schools	\$7,038,270.00	\$500,609.00	\$117,080.00	\$41,200.00	\$7,697,159.00
2735	North Gibson School Corp	\$12,458,559.00	\$1,592,287.00	\$275,610.00	\$36,700.00	\$14,363,156.00
3180	North Harrison Com School Corp	\$12,986,189.00	\$1,276,026.00	\$491,460.00	\$92,200.00	\$14,845,875.00
7515	North Judson-San Pierre Sch Corp	\$6,395,950.00	\$544,801.00	\$183,500.00	\$31,900.00	\$7,156,151.00
4315	North Knox School Corp	\$8,488,819.00	\$654,983.00	\$201,750.00	\$30,500.00	\$9,376,052.00
5075	North Lawrence Com Schools	\$28,053,340.00	\$3,566,286.00	\$805,150.00	\$139,800.00	\$32,564,576.00
5620	North Miami Community Schools	\$4,956,329.00	\$414,190.00	\$174,710.00	\$27,500.00	\$5,572,729.00
5835	North Montgomery Com Sch Corp	\$10,683,592.00	\$985,899.00	\$320,180.00	\$63,100.00	\$12,052,771.00
5945	North Newton School Corp	\$7,179,102.00	\$650,893.00	\$151,640.00	\$33,100.00	\$8,014,735.00
6715	North Putnam Community Schools	\$8,016,822.00	\$993,462.00	\$256,490.00	\$51,000.00	\$9,317,774.00
7385	North Spencer County Sch Corp	\$11,357,432.00	\$1,244,212.00	\$294,700.00	\$78,500.00	\$12,974,844.00
8010	North Vermillion Com Sch Corp	\$4,732,985.00	\$360,516.00	\$215,100.00	\$26,400.00	\$5,335,001.00
3295	North West Hendricks Schools	\$10,411,457.00	\$987,969.00	\$219,800.00	\$71,500.00	\$11,690,726.00
8515	North White School Corp	\$5,424,520.00	\$346,328.00	\$170,250.00	\$27,200.00	\$5,968,298.00
2040	Northeast Dubois Co Sch Corp	\$4,611,080.00	\$708,820.00	\$187,660.00	\$30,800.00	\$5,538,360.00
7645	Northeast School Corp	\$5,100,150.00	\$585,861.00	\$186,290.00	\$34,500.00	\$5,906,801.00
8375	Northeastern Wayne Schools	\$7,723,056.00	\$663,981.00	\$109,210.00	\$52,500.00	\$8,548,747.00
8435	Northern Wells Com Schools	\$14,365,169.00	\$1,135,842.00	\$375,710.00	\$86,200.00	\$15,962,921.00
225	Northwest Allen County Schools	\$44,318,970.00	\$3,517,623.00	\$886,320.00	\$324,300.00	\$49,047,213.00

## Appendix E: FY2020 State Tuition Support by School Corporation

Corp	Name	FY20 Basic Grant	FY20 Special Education Grant	FY20 Career and Technical Grant	FY20 Honors Grant	FY20 Tuition Support
7350	Northwestern Con School Corp	\$8,799,010.00	\$820,107.00	\$205,270.00	\$52,900.00	\$9,877,287.00
3470	Northwestern School Corp	\$10,850,212.00	\$703,950.00	\$214,330.00	\$60,900.00	\$11,829,392.00
5625	Oak Hill United School Corp	\$10,222,051.00	\$891,242.00	\$162,260.00	\$40,700.00	\$11,316,253.00
9640	Options Charter Sch - Noblesville	\$2,040,349.00	\$631,388.00	\$79,400.00	\$1,100.00	\$2,752,237.00
9325	Options Charter School - Carmel	\$1,386,600.00	\$318,788.00	\$57,370.00	\$3,300.00	\$1,766,058.00
7495	Oregon-Davis School Corp	\$3,218,133.00	\$226,510.00	\$70,540.00	\$12,500.00	\$3,527,683.00
6145	Orleans Community Schools	\$5,344,286.00	\$530,114.00	\$162,210.00	\$27,200.00	\$6,063,810.00
9030	Otwell Miller Academy Charter School	\$624,901.00	\$46,612.00	\$0.00	\$0.00	\$671,513.00
6155	Paoli Community School Corp	\$8,348,185.00	\$903,520.00	\$247,690.00	\$44,000.00	\$9,543,395.00
9165	Paramount Englewood	\$697,670.00	\$35,956.00	\$0.00	\$0.00	\$733,626.00
9060	Paramount School of Excellence II	\$922,385.00	\$106,848.00	\$0.00	\$0.00	\$1,029,233.00
9680	Paramount School of Excellence Inc	\$5,802,017.00	\$386,096.00	\$0.00	\$0.00	\$6,188,113.00
7175	Penn-Harris-Madison Sch Corp	\$65,366,425.00	\$5,100,106.00	\$1,594,650.00	\$474,500.00	\$72,535,681.00
6325	Perry Central Com Schools Corp	\$7,207,875.00	\$782,047.00	\$342,610.00	\$47,400.00	\$8,379,932.00
5635	Peru Community Schools	\$12,528,519.00	\$1,127,961.00	\$348,640.00	\$50,400.00	\$14,055,520.00
9045	Phalen Academy MS Charter School	\$3,344,805.00	\$196,768.00	\$0.00	\$0.00	\$3,541,573.00
9925	Phalen Ldrshp Acad - IN Inc	\$2,413,069.00	\$53,156.00	\$0.00	\$0.00	\$2,466,225.00
6445	Pike County School Corp	\$10,287,902.00	\$1,094,969.00	\$438,260.00	\$56,900.00	\$11,878,031.00
9085	pilotED Schools	\$1,180,310.00	\$14,500.00	\$0.00	\$0.00	\$1,194,810.00
775	Pioneer Regional School Corp	\$5,722,542.00	\$386,759.00	\$166,670.00	\$36,300.00	\$6,312,271.00
3330	Plainfield Community Sch Corp	\$32,324,324.00	\$3,289,299.00	\$782,080.00	\$266,800.00	\$36,662,503.00
5485	Plymouth Community School Corp	\$20,503,087.00	\$1,508,189.00	\$703,750.00	\$73,000.00	\$22,788,026.00
6550	Portage Township Schools	\$46,164,920.00	\$4,944,806.00	\$1,012,090.00	\$199,500.00	\$52,321,316.00
6520	Porter Township School Corp	\$8,343,174.00	\$904,763.00	\$199,880.00	\$43,300.00	\$9,491,117.00
4515	Prairie Heights Com Sch Corp	\$8,202,251.00	\$1,026,424.00	\$182,760.00	\$47,300.00	\$9,458,735.00
8635	Purdue Polytech	\$413,472.00	\$78,092.00	\$53,110.00	\$0.00	\$544,674.00
6825	Randolph Central School Corp	\$8,518,382.00	\$869,585.00	\$147,210.00	\$45,200.00	\$9,580,377.00
6835	Randolph Eastern School Corp	\$5,589,919.00	\$403,453.00	\$168,040.00	\$12,100.00	\$6,173,512.00
6805	Randolph Southern School Corp	\$3,041,766.00	\$301,560.00	\$78,910.00	\$12,100.00	\$3,434,336.00
9690	Renaissance Academy Charter School	\$1,441,605.00	\$62,024.00	\$0.00	\$0.00	\$1,503,629.00
3815	Rensselaer Central School Corp	\$9,510,383.00	\$1,052,517.00	\$360,160.00	\$51,500.00	\$10,974,560.00
5705	Richland-Bean Blossom C S C	\$15,872,397.00	\$1,751,818.00	\$192,440.00	\$73,400.00	\$17,890,055.00
8385	Richmond Community Schools	\$31,378,936.00	\$3,851,300.00	\$519,470.00	\$97,600.00	\$35,847,306.00
6080	Rising Sun-Ohio Co Com	\$4,896,469.00	\$482,615.00	\$223,230.00	\$20,900.00	\$5,623,214.00
4590	River Forest Community Sch Corp	\$10,918,974.00	\$723,331.00	\$166,290.00	\$17,400.00	\$11,825,995.00
2645	Rochester Community Sch Corp	\$10,524,308.00	\$1,013,561.00	\$327,070.00	\$48,400.00	\$11,913,339.00
9875	Rock Creek Community Academy	\$3,322,515.00	\$446,483.00	\$31,680.00	\$18,000.00	\$3,818,678.00
1180	Rossville Con School District	\$5,750,456.00	\$420,721.00	\$176,070.00	\$41,100.00	\$6,388,347.00
9465	Rural Community Schools Inc	\$613,017.00	\$129,323.00	\$0.00	\$0.00	\$742,340.00
6995	Rush County Schools	\$12,001,256.00	\$1,091,986.00	\$301,050.00	\$36,300.00	\$13,430,592.00
8205	Salem Community Schools	\$11,214,843.00	\$1,185,215.00	\$168,010.00	\$45,900.00	\$12,613,968.00
4670	School City of East Chicago	\$27,790,660.00	\$2,886,284.00	\$416,060.00	\$45,400.00	\$31,138,404.00
4710	School City of Hammond	\$83,862,210.00	\$6,904,458.00	\$1,248,200.00	\$200,700.00	\$92,215,568.00
4730	School City of Hobart	\$24,846,121.00	\$2,137,893.00	\$1,249,860.00	\$83,700.00	\$28,317,574.00
7200	School City of Mishawaka	\$33,593,575.00	\$3,349,287.00	\$902,860.00	\$89,900.00	\$37,935,622.00

## Appendix E: FY2020 State Tuition Support by School Corporation

Corp	Name	FY20 Basic Grant	FY20 Special Education Grant	FY20 Career and Technical Grant	FY20 Honors Grant	FY20 Tuition Support
4720	School Town of Highland	\$19,256,267.00	\$1,555,628.00	\$463,170.00	\$89,500.00	\$21,364,565.00
4740	School Town of Munster	\$23,609,053.00	\$1,854,120.00	\$487,810.00	\$232,900.00	\$26,183,883.00
5400	School Town of Speedway	\$11,846,367.00	\$1,008,659.00	\$179,310.00	\$78,000.00	\$13,112,336.00
7230	Scott County School District 1	\$7,855,939.00	\$800,485.00	\$112,650.00	\$34,100.00	\$8,803,174.00
7255	Scott County School District 2	\$16,338,421.00	\$1,665,172.00	\$356,320.00	\$70,500.00	\$18,430,413.00
9485	SE Neighborhood Sch of Excellence	\$4,449,989.00	\$244,972.00	\$0.00	\$0.00	\$4,694,961.00
9985	Seven Oaks Classical School	\$2,104,905.00	\$199,884.00	\$0.00	\$0.00	\$2,304,789.00
3675	Seymour Community Schools	\$31,835,725.00	\$3,177,575.00	\$731,190.00	\$146,800.00	\$35,891,290.00
7285	Shelby Eastern Schools	\$6,589,277.00	\$609,742.00	\$151,000.00	\$33,000.00	\$7,383,019.00
7365	Shelbyville Central Schools	\$24,126,976.00	\$2,550,520.00	\$705,620.00	\$107,600.00	\$27,490,716.00
3435	Shenandoah School Corporation	\$8,059,141.00	\$585,434.00	\$294,780.00	\$44,000.00	\$8,983,355.00
3055	Sheridan Community Schools	\$6,193,538.00	\$804,239.00	\$63,770.00	\$31,900.00	\$7,093,447.00
5520	Shoals Community School Corp	\$3,886,805.00	\$459,458.00	\$80,300.00	\$26,400.00	\$4,452,963.00
9315	Signature School Inc	\$2,559,469.00	\$11,456.00	\$0.00	\$81,400.00	\$2,652,325.00
9760	Smith Academy for Excellence	\$623,882.00	\$57,456.00	\$0.00	\$0.00	\$681,338.00
8625	Smith-Green Community Schools	\$6,723,494.00	\$648,822.00	\$138,500.00	\$27,500.00	\$7,538,316.00
35	South Adams Schools	\$7,492,565.00	\$675,328.00	\$145,010.00	\$27,900.00	\$8,340,803.00
7205	South Bend Community Sch Corp	\$109,004,109.00	\$11,353,938.00	\$1,737,800.00	\$339,000.00	\$122,434,847.00
4940	South Central Com School Corp	\$5,464,226.00	\$439,752.00	\$183,150.00	\$49,500.00	\$6,136,628.00
1600	South Dearborn Com School Corp	\$13,778,213.00	\$1,405,401.00	\$375,480.00	\$72,300.00	\$15,631,394.00
2765	South Gibson School Corp	\$12,004,675.00	\$1,200,899.00	\$220,870.00	\$88,400.00	\$13,514,844.00
3190	South Harrison Com Schools	\$18,795,473.00	\$1,815,655.00	\$588,880.00	\$77,100.00	\$21,277,108.00
3415	South Henry School Corp	\$4,490,047.00	\$371,127.00	\$140,920.00	\$26,400.00	\$5,028,494.00
4325	South Knox School Corp	\$7,477,269.00	\$430,520.00	\$194,140.00	\$45,500.00	\$8,147,429.00
5255	South Madison Com Sch Corp	\$25,366,982.00	\$2,358,870.00	\$490,860.00	\$130,900.00	\$28,347,612.00
5845	South Montgomery Com Sch Corp	\$9,751,099.00	\$944,153.00	\$329,580.00	\$33,000.00	\$11,057,832.00
5995	South Newton School Corp	\$5,142,753.00	\$508,069.00	\$194,030.00	\$21,700.00	\$5,866,552.00
6705	South Putnam Community Schools	\$6,414,530.00	\$653,950.00	\$285,580.00	\$23,100.00	\$7,377,160.00
6865	South Ripley Com Sch Corp	\$7,228,541.00	\$722,450.00	\$229,890.00	\$27,200.00	\$8,208,081.00
7445	South Spencer County Sch Corp	\$7,055,113.00	\$823,135.00	\$139,200.00	\$35,300.00	\$8,052,748.00
8020	South Vermillion Com Sch Corp	\$10,584,480.00	\$896,159.00	\$388,830.00	\$40,000.00	\$11,909,469.00
2100	Southeast Dubois Co Sch Corp	\$7,080,160.00	\$652,730.00	\$265,420.00	\$38,500.00	\$8,036,810.00
2455	Southeast Fountain School Corp	\$6,533,977.00	\$622,604.00	\$244,600.00	\$38,900.00	\$7,440,081.00
3115	Southern Hancock Co Com Sch Corp	\$21,224,464.00	\$2,048,855.00	\$386,160.00	\$161,000.00	\$23,820,479.00
8425	Southern Wells Com Schools	\$5,142,082.00	\$274,698.00	\$127,750.00	\$18,700.00	\$5,563,230.00
2110	Southwest Dubois Co Sch Corp	\$10,403,989.00	\$822,759.00	\$282,820.00	\$45,900.00	\$11,555,468.00
6260	Southwest Parke Com Sch Corp	\$6,368,271.00	\$548,376.00	\$193,730.00	\$34,200.00	\$7,144,577.00
7715	Southwest School Corp	\$10,711,051.00	\$990,925.00	\$324,600.00	\$68,000.00	\$12,094,576.00
7360	Southwestern Con Sch Shelby Co	\$3,272,548.00	\$248,278.00	\$86,580.00	\$37,200.00	\$3,644,606.00
4000	Southwestern-Jefferson Co Con	\$8,025,015.00	\$698,960.00	\$219,920.00	\$39,300.00	\$8,983,195.00
6195	Spencer-Owen Community Schools	\$14,092,730.00	\$1,952,906.00	\$333,510.00	\$74,200.00	\$16,453,346.00
6160	Springs Valley Com School Corp	\$5,436,715.00	\$503,119.00	\$192,340.00	\$24,200.00	\$6,156,374.00
9980	Steel City Academy/Global Leadership Acad	\$3,545,041.00	\$199,404.00	\$0.00	\$0.00	\$3,744,445.00
9960	Success Academy Primary School	\$4,376,679.00	\$336,695.00	\$0.00	\$0.00	\$4,713,374.00
1560	Sunman-Dearborn Com Sch Corp	\$21,009,086.00	\$2,096,897.00	\$588,000.00	\$174,200.00	\$23,868,183.00

## Appendix E: FY2020 State Tuition Support by School Corporation

Corp	Name	FY20 Basic Grant	FY20 Special Education Grant	FY20 Career and Technical Grant	FY20 Honors Grant	FY20 Tuition Support
7775	Switzerland County School Corp	\$9,086,048.00	\$948,639.00	\$299,090.00	\$25,300.00	\$10,359,077.00
3460	Taylor Community School Corp	\$8,188,609.00	\$685,719.00	\$84,260.00	\$29,100.00	\$8,987,688.00
6350	Tell City-Troy Twp School Corp	\$8,505,169.00	\$1,043,900.00	\$267,160.00	\$38,900.00	\$9,855,129.00
9835	The Bloomington Project School	\$1,624,575.00	\$290,064.00	\$0.00	\$0.00	\$1,914,639.00
9460	Thea Bowman Leadership Academy	\$7,586,677.00	\$317,660.00	\$0.00	\$1,100.00	\$7,905,437.00
9350	Timothy L Johnson Academy	\$2,930,461.00	\$72,724.00	\$0.00	\$0.00	\$3,003,185.00
9195	Timothy L Johnson Leadership Academy MS	\$733,773.00	\$38,168.00	\$0.00	\$0.00	\$771,941.00
9425	Tindley Genesis Academy	\$3,080,942.00	\$101,099.00	\$0.00	\$0.00	\$3,182,041.00
9430	Tindley Summit Academy	\$2,065,622.00	\$98,380.00	\$0.00	\$0.00	\$2,164,002.00
7865	Tippecanoe School Corp	\$81,266,691.00	\$8,689,264.00	\$1,086,680.00	\$349,400.00	\$91,392,035.00
4445	Tippecanoe Valley School Corp	\$10,664,904.00	\$1,109,581.00	\$414,070.00	\$57,300.00	\$12,245,855.00
7945	Tipton Community School Corp	\$8,758,702.00	\$665,756.00	\$217,120.00	\$46,200.00	\$9,687,778.00
7935	Tri-Central Community Schools	\$4,541,307.00	\$344,834.00	\$76,770.00	\$19,800.00	\$4,982,711.00
8535	Tri-County School Corp	\$4,192,030.00	\$379,689.00	\$216,970.00	\$37,500.00	\$4,826,189.00
4645	Tri-Creek School Corporation	\$19,092,407.00	\$1,562,801.00	\$927,460.00	\$151,500.00	\$21,734,168.00
5495	Triton School Corporation	\$5,497,063.00	\$415,207.00	\$144,440.00	\$35,600.00	\$6,092,310.00
4915	Tri-Township Cons School Corp	\$2,087,787.00	\$170,936.00	\$55,360.00	\$5,500.00	\$2,319,583.00
8565	Twin Lakes School Corp	\$13,920,563.00	\$996,400.00	\$531,600.00	\$81,100.00	\$15,529,663.00
7950	Union Co/Clg Corner Joint Sch Dist	\$7,725,032.00	\$755,713.00	\$153,240.00	\$37,500.00	\$8,671,485.00
6795	Union School Corporation	\$27,036,034.00	\$2,882,976.00	\$26,790.00	\$1,100.00	\$29,946,900.00
6530	Union Township School Corp	\$8,657,435.00	\$855,909.00	\$240,440.00	\$76,700.00	\$9,830,484.00
7215	Union-North United School Corp	\$7,881,664.00	\$695,892.00	\$168,980.00	\$34,100.00	\$8,780,636.00
6560	Valparaiso Community Schools	\$36,971,485.00	\$4,119,186.00	\$608,460.00	\$263,500.00	\$41,962,631.00
9080	Vanguard Collegiate of Indianapolis	\$563,968.00	\$53,968.00	\$0.00	\$0.00	\$617,936.00
9575	Victory College Preparatory Academy	\$6,919,009.00	\$215,136.00	\$71,100.00	\$24,800.00	\$7,230,045.00
8030	Vigo County School Corp	\$91,518,094.00	\$8,977,767.00	\$2,130,240.00	\$354,700.00	\$102,980,801.00
4335	Vincennes Community Sch Corp	\$17,556,174.00	\$1,559,560.00	\$212,870.00	\$45,500.00	\$19,374,104.00
9935	Vision Academy	\$3,242,099.00	\$259,692.00	\$0.00	\$0.00	\$3,501,791.00
8060	Wabash City Schools	\$9,522,039.00	\$1,092,703.00	\$309,750.00	\$54,300.00	\$10,978,792.00
2285	Wa-Nee Community Schools	\$17,727,790.00	\$1,478,367.00	\$352,450.00	\$107,500.00	\$19,666,107.00
8130	Warrick County School Corp	\$59,052,269.00	\$6,371,952.00	\$933,510.00	\$314,000.00	\$66,671,731.00
4415	Warsaw Community Schools	\$41,490,304.00	\$4,097,031.00	\$1,125,350.00	\$248,500.00	\$46,961,185.00
1405	Washington Com Schools	\$15,955,466.00	\$1,889,474.00	\$352,360.00	\$47,500.00	\$18,244,800.00
4345	Wawasee Community School Corp	\$17,291,315.00	\$1,778,422.00	\$606,170.00	\$96,200.00	\$19,772,107.00
1885	Wes-Del Community Schools	\$5,258,676.00	\$411,814.00	\$88,590.00	\$29,800.00	\$5,788,880.00
6630	West Central School Corp	\$4,458,324.00	\$374,440.00	\$188,140.00	\$24,600.00	\$5,045,504.00
940	West Clark Community Schools	\$26,429,202.00	\$2,782,957.00	\$765,380.00	\$187,200.00	\$30,164,739.00
7875	West Lafayette Com School Corp	\$13,380,549.00	\$1,061,057.00	\$146,930.00	\$147,400.00	\$14,735,936.00
6065	West Noble School Corporation	\$13,772,373.00	\$1,103,265.00	\$370,270.00	\$54,300.00	\$15,300,208.00
8220	West Washington School Corp	\$5,513,691.00	\$505,764.00	\$253,360.00	\$19,100.00	\$6,291,915.00
615	Western Boone Co Com Sch Dist	\$9,857,704.00	\$889,221.00	\$230,210.00	\$81,800.00	\$11,058,935.00
3490	Western School Corp	\$15,578,346.00	\$993,860.00	\$231,880.00	\$112,700.00	\$16,916,786.00
8355	Western Wayne Schools	\$5,056,851.00	\$542,788.00	\$193,970.00	\$36,000.00	\$5,829,609.00
3030	Westfield-Washington Schools	\$47,496,132.00	\$4,519,521.00	\$1,218,800.00	\$319,800.00	\$53,554,253.00
4525	Westview School Corporation	\$13,145,592.00	\$1,081,673.00	\$131,540.00	\$51,700.00	\$14,410,505.00

## Appendix E: FY2020 State Tuition Support by School Corporation

<b>Corp</b>	<b>Name</b>	<b>FY20 Basic Grant</b>	<b>FY20 Special Education Grant</b>	<b>FY20 Career and Technical Grant</b>	<b>FY20 Honors Grant</b>	<b>FY20 Tuition Support</b>
2980	White River Valley Sch Dist	\$4,810,316.00	\$404,277.00	\$226,410.00	\$40,000.00	\$5,481,003.00
4760	Whiting School City	\$7,697,707.00	\$556,392.00	\$200,770.00	\$49,600.00	\$8,504,469.00
4455	Whitko Community School Corp	\$7,745,951.00	\$1,255,393.00	\$150,870.00	\$39,300.00	\$9,191,514.00
8665	Whitley Co Cons Schools	\$20,711,876.00	\$2,136,492.00	\$783,800.00	\$102,700.00	\$23,734,868.00
1910	Yorktown Community Schools	\$16,287,827.00	\$1,014,381.00	\$268,210.00	\$93,700.00	\$17,664,118.00
630	Zionsville Community Schools	\$39,981,592.00	\$3,545,034.00	\$245,230.00	\$330,400.00	\$44,102,256.00
	Statewide	\$6,358,491,288.84	\$595,303,816.67	\$137,601,790.00	\$30,320,900.00	\$7,121,717,795.51

## Appendix F: FY2021 State Tuition Support by School Corporation

Corp	Name	FY21 Basic Grant	FY21 Special Education Grant	FY21 Career and Technical Grant	FY21 Honors Grant	FY21 Tuition Support
9545	21st Century Charter Sch of Gary	\$ 9,854,523.00	\$ 426,404.00	\$ 108,930.00	\$ 13,400.00	\$ 10,403,257.00
9970	Ace Preparatory Academy	\$ 1,098,866.00	\$ 53,612.00	\$ -	\$ -	\$ 1,152,478.00
15	Adams Central Community Schools	\$ 7,613,751.00	\$ 580,292.00	\$ 142,990.00	\$ 57,600.00	\$ 8,394,633.00
5265	Alexandria Com School Corp	\$ 9,729,032.00	\$ 995,020.00	\$ 171,720.00	\$ 41,600.00	\$ 10,937,372.00
9065	Allegiant Preparatory Academy Charter School	\$ 858,644.00	\$ 34,312.00	\$ -	\$ -	\$ 892,956.00
5275	Anderson Community School Corp	\$ 45,352,446.00	\$ 5,128,860.00	\$ 1,039,540.00	\$ 72,600.00	\$ 51,593,446.00
9790	Anderson Preparatory Academy	\$ 5,538,179.00	\$ 667,360.00	\$ 43,220.00	\$ 16,200.00	\$ 6,264,959.00
9615	Andrew J Brown Academy	\$ 4,764,055.00	\$ 186,336.00	\$ -	\$ -	\$ 4,950,391.00
5470	Argos Community Schools	\$ 3,596,999.00	\$ 416,076.00	\$ 133,480.00	\$ 27,500.00	\$ 4,174,055.00
9685	Aspire Charter Academy	\$ 5,030,104.00	\$ 357,132.00	\$ -	\$ -	\$ 5,387,236.00
2435	Attica Consolidated Sch Corp	\$ 3,602,933.00	\$ 426,820.00	\$ 157,280.00	\$ 30,800.00	\$ 4,217,833.00
3315	Avon Community School Corp	\$ 58,784,886.00	\$ 5,540,684.00	\$ 941,710.00	\$ 450,600.00	\$ 65,717,880.00
9645	Avondale Meadows Academy	\$ 2,855,155.00	\$ 124,012.00	\$ -	\$ -	\$ 2,979,167.00
1315	Barr-Reeve Com Schools Inc	\$ 5,850,350.00	\$ 293,404.00	\$ 136,150.00	\$ 37,800.00	\$ 6,317,704.00
365	Bartholomew Con School Corp	\$ 69,651,472.00	\$ 5,415,672.00	\$ 1,974,040.00	\$ 405,400.00	\$ 77,446,584.00
6895	Batesville Community Sch Corp	\$ 12,738,565.00	\$ 1,073,672.00	\$ 366,200.00	\$ 100,500.00	\$ 14,278,937.00
2260	Baugo Community Schools	\$ 11,288,093.00	\$ 777,420.00	\$ 371,860.00	\$ 74,100.00	\$ 12,511,473.00
5380	Beech Grove City Schools	\$ 20,583,090.00	\$ 1,953,648.00	\$ 884,850.00	\$ 50,800.00	\$ 23,472,388.00
9140	BELIEVE Circle City High School	\$ 399,648.00	\$ 28,056.00	\$ -	\$ -	\$ 427,704.00
395	Benton Community School Corp	\$ 10,155,369.00	\$ 1,100,408.00	\$ 220,480.00	\$ 57,600.00	\$ 11,533,857.00
515	Blackford County Schools	\$ 9,972,654.00	\$ 750,456.00	\$ 228,390.00	\$ 49,200.00	\$ 11,000,700.00
2920	Bloomfield School District	\$ 5,005,036.00	\$ 334,396.00	\$ 178,570.00	\$ 29,000.00	\$ 5,547,002.00
3405	Blue River Valley Schools	\$ 3,714,679.00	\$ 221,380.00	\$ 203,810.00	\$ 11,000.00	\$ 4,150,869.00
935	Borden-Henryville School Corporation	\$ 10,410,864.00	\$ 1,060,464.00	\$ 314,530.00	\$ 71,500.00	\$ 11,857,358.00
5480	Bremen Public Schools	\$ 8,679,374.00	\$ 680,892.00	\$ 316,480.00	\$ 38,900.00	\$ 9,715,646.00
670	Brown County School Corporation	\$ 10,383,091.00	\$ 1,335,628.00	\$ 264,570.00	\$ 64,200.00	\$ 12,047,489.00
3305	Brownsburg Community Sch Corp	\$ 54,969,091.00	\$ 4,491,140.00	\$ 1,275,820.00	\$ 515,700.00	\$ 61,251,751.00
3695	Brownstown Cnt Com Sch Corp	\$ 9,153,631.00	\$ 793,160.00	\$ 203,510.00	\$ 67,100.00	\$ 10,217,401.00
9620	Burriss Laboratory School	\$ 4,011,628.00	\$ 464,160.00	\$ 34,510.00	\$ 36,700.00	\$ 4,546,998.00
3455	C A Beard Memorial School Corp	\$ 6,587,029.00	\$ 722,544.00	\$ 157,540.00	\$ 47,000.00	\$ 7,514,113.00
9725	Canaan Community Academy	\$ 883,565.00	\$ 129,292.00	\$ -	\$ -	\$ 1,012,857.00
6340	Cannelton City Schools	\$ 1,744,102.00	\$ 177,848.00	\$ 60,650.00	\$ 8,500.00	\$ 1,991,100.00
9880	Career Academy at South Bend	\$ 2,242,130.00	\$ 352,388.00	\$ 402,220.00	\$ 27,700.00	\$ 3,024,438.00
9965	Career Academy Middle School	\$ 2,406,711.00	\$ 397,044.00	\$ -	\$ -	\$ 2,803,755.00
3060	Carmel Clay Schools	\$ 94,243,272.00	\$ 8,799,700.00	\$ 1,452,680.00	\$ 829,200.00	\$ 105,324,852.00
750	Carroll Consolidated Sch Corp	\$ 6,196,943.00	\$ 438,864.00	\$ 178,110.00	\$ 30,800.00	\$ 6,844,717.00
2650	Caston School Corporation	\$ 4,172,930.00	\$ 272,516.00	\$ 83,990.00	\$ 18,700.00	\$ 4,548,136.00
4205	Center Grove Com Sch Corp	\$ 52,161,049.00	\$ 5,131,276.00	\$ 1,098,020.00	\$ 351,000.00	\$ 58,741,345.00
8360	Centerville-Abington Com Schs	\$ 10,768,878.00	\$ 773,312.00	\$ 212,160.00	\$ 50,700.00	\$ 11,805,050.00
6055	Central Noble Com School Corp	\$ 7,373,133.00	\$ 869,364.00	\$ 136,560.00	\$ 29,700.00	\$ 8,408,757.00
9445	Charles A Tindley Accelerated Schl	\$ 2,445,884.00	\$ 143,736.00	\$ 11,600.00	\$ 14,800.00	\$ 2,616,020.00
9310	Charter School of the Dunes	\$ 5,185,723.00	\$ 250,104.00	\$ -	\$ -	\$ 5,435,827.00
9395	Christel House Academy West	\$ 3,503,317.00	\$ 158,480.00	\$ -	\$ -	\$ 3,661,797.00
9150	Circle City Preparatory Academy	\$ 1,705,143.00	\$ 65,312.00	\$ -	\$ -	\$ 1,770,455.00
4145	Clark-Pleasant Com School Corp	\$ 41,198,088.00	\$ 3,625,416.00	\$ 1,104,050.00	\$ 148,300.00	\$ 46,075,854.00

Note that tuition support calculations for school corporation 5385 may include innovations network charter schools.

## Appendix F: FY2021 State Tuition Support by School Corporation

Corp	Name	FY21 Basic Grant	FY21 Special Education Grant	FY21 Career and Technical Grant	FY21 Honors Grant	FY21 Tuition Support
1000	Clarksville Com School Corp	\$ 20,736,182.00	\$ 1,631,900.00	\$ 256,440.00	\$ 32,000.00	\$ 22,656,522.00
1125	Clay Community Schools	\$ 25,507,514.00	\$ 2,462,012.00	\$ 423,140.00	\$ 103,500.00	\$ 28,496,166.00
1150	Clinton Central School Corp	\$ 4,952,559.00	\$ 457,452.00	\$ 152,070.00	\$ 20,200.00	\$ 5,582,281.00
1160	Clinton Prairie School Corp	\$ 7,362,124.00	\$ 537,576.00	\$ 187,180.00	\$ 39,700.00	\$ 8,126,580.00
6750	Cloverdale Community Schools	\$ 7,012,036.00	\$ 689,692.00	\$ 225,940.00	\$ 46,300.00	\$ 7,973,968.00
9320	Community Montessori Inc	\$ 3,050,481.00	\$ 524,272.00	\$ 28,280.00	\$ 14,300.00	\$ 3,617,333.00
1170	Community Schools of Frankfort	\$ 19,698,161.00	\$ 1,470,276.00	\$ 582,970.00	\$ 65,400.00	\$ 21,816,807.00
2270	Concord Community Schools	\$ 32,471,227.00	\$ 2,418,908.00	\$ 695,760.00	\$ 142,500.00	\$ 35,728,395.00
2440	Covington Community Sch Corp	\$ 4,777,047.00	\$ 354,104.00	\$ 166,150.00	\$ 30,100.00	\$ 5,327,401.00
1900	Cowan Community School Corp	\$ 5,097,613.00	\$ 301,196.00	\$ 141,340.00	\$ 21,300.00	\$ 5,561,449.00
1300	Crawford Co Com School Corp	\$ 8,749,454.00	\$ 1,171,992.00	\$ 246,090.00	\$ 54,400.00	\$ 10,221,936.00
5855	Crawfordsville Com Schools	\$ 15,564,260.00	\$ 1,749,476.00	\$ 232,340.00	\$ 58,000.00	\$ 17,604,076.00
3710	Crothersville Community Schools	\$ 2,809,056.00	\$ 174,992.00	\$ 77,200.00	\$ 14,700.00	\$ 3,075,948.00
4660	Crown Point Community Sch Corp	\$ 51,415,179.00	\$ 4,296,876.00	\$ 1,007,800.00	\$ 395,700.00	\$ 57,115,555.00
5455	Culver Community Schools Corp	\$ 4,623,744.00	\$ 447,764.00	\$ 125,230.00	\$ 9,900.00	\$ 5,206,638.00
1940	Daleville Community Schools	\$ 6,312,834.00	\$ 293,940.00	\$ 85,270.00	\$ 31,200.00	\$ 6,723,244.00
9920	Damar Charter Academy	\$ 1,477,707.00	\$ 1,408,348.00	\$ -	\$ -	\$ 2,886,055.00
3325	Danville Community School Corp	\$ 14,737,128.00	\$ 1,516,896.00	\$ 293,770.00	\$ 109,000.00	\$ 16,656,794.00
1655	Decatur County Com Schools	\$ 11,456,983.00	\$ 1,033,372.00	\$ 350,980.00	\$ 91,100.00	\$ 12,932,435.00
1835	DeKalb Co Ctl United Sch Dist	\$ 20,523,320.00	\$ 1,850,448.00	\$ 376,140.00	\$ 99,900.00	\$ 22,849,808.00
1805	DeKalb Co Eastern Com Sch Dist	\$ 8,088,791.00	\$ 808,952.00	\$ 170,240.00	\$ 39,300.00	\$ 9,107,283.00
1875	Delaware Community School Corp	\$ 16,466,403.00	\$ 1,197,432.00	\$ 250,200.00	\$ 76,000.00	\$ 17,990,035.00
755	Delphi Community School Corp	\$ 8,650,948.00	\$ 528,044.00	\$ 363,360.00	\$ 38,900.00	\$ 9,581,252.00
9870	Discovery Charter School	\$ 2,864,344.00	\$ 192,604.00	\$ -	\$ -	\$ 3,056,948.00
9950	Dugger Ch Sch	\$ 3,660,840.00	\$ 436,632.00	\$ 172,300.00	\$ 17,700.00	\$ 4,287,472.00
6470	Duneland School Corporation	\$ 34,881,853.00	\$ 3,358,120.00	\$ 731,550.00	\$ 226,800.00	\$ 39,198,323.00
8690	Dynamic Minds Academy	\$ 629,532.00	\$ 975,756.00	\$ -	\$ -	\$ 1,605,288.00
255	East Allen County Schools	\$ 63,042,597.00	\$ 4,425,364.00	\$ 1,203,430.00	\$ 310,800.00	\$ 68,982,191.00
9595	East Chicago Lighthouse Charter	\$ 4,011,864.00	\$ 179,336.00	\$ -	\$ -	\$ 4,191,200.00
9555	East Chicago Urban Enterprise Acad	\$ 2,994,642.00	\$ 119,424.00	\$ -	\$ -	\$ 3,114,066.00
2725	East Gibson School Corporation	\$ 4,931,597.00	\$ 621,432.00	\$ 160,770.00	\$ 15,400.00	\$ 5,729,199.00
6060	East Noble School Corp	\$ 20,909,679.00	\$ 2,343,768.00	\$ 405,530.00	\$ 94,700.00	\$ 23,753,677.00
6510	East Porter County School Corp	\$ 14,238,467.00	\$ 1,377,432.00	\$ 444,830.00	\$ 99,800.00	\$ 16,160,529.00
8215	East Washington School Corp	\$ 8,740,301.00	\$ 850,704.00	\$ 255,930.00	\$ 31,900.00	\$ 9,878,835.00
2815	Eastbrook Community Sch Corp	\$ 9,815,971.00	\$ 831,328.00	\$ 169,450.00	\$ 50,600.00	\$ 10,867,349.00
2940	Eastern Greene Schools	\$ 6,679,950.00	\$ 559,800.00	\$ 141,800.00	\$ 38,200.00	\$ 7,419,750.00
3145	Eastern Hancock Co Com Sch Corp	\$ 6,845,784.00	\$ 744,472.00	\$ 212,350.00	\$ 42,200.00	\$ 7,844,806.00
3480	Eastern Howard School Corp	\$ 9,210,495.00	\$ 667,956.00	\$ 100,880.00	\$ 69,000.00	\$ 10,048,331.00
6620	Eastern Pulaski Com Sch Corp	\$ 6,947,260.00	\$ 510,364.00	\$ 140,150.00	\$ 46,700.00	\$ 7,644,474.00
4215	Edinburgh Community Sch Corp	\$ 5,157,850.00	\$ 559,088.00	\$ 105,800.00	\$ 26,800.00	\$ 5,849,538.00
2305	Elkhart Community Schools	\$ 75,427,784.00	\$ 6,035,900.00	\$ 1,438,920.00	\$ 227,600.00	\$ 83,130,204.00
5280	Elwood Community School Corp	\$ 9,071,793.00	\$ 865,772.00	\$ 257,450.00	\$ 37,500.00	\$ 10,232,515.00
5910	Eminence Community School Corp	\$ 2,101,753.00	\$ 302,252.00	\$ 92,290.00	\$ 11,400.00	\$ 2,507,695.00
7995	Evansville Vanderburgh Sch Corp	\$ 141,382,295.00	\$ 12,152,320.00	\$ 2,766,030.00	\$ 473,000.00	\$ 156,773,645.00
2155	Fairfield Community Schools	\$ 12,639,381.00	\$ 829,384.00	\$ 249,230.00	\$ 52,800.00	\$ 13,770,795.00

Note that tuition support calculations for school corporation 5385 may include innovations network charter schools.



## Appendix F: FY2021 State Tuition Support by School Corporation

Corp	Name	FY21 Basic Grant	FY21 Special Education Grant	FY21 Career and Technical Grant	FY21 Honors Grant	FY21 Tuition Support
2395	Fayette County School Corp	\$ 20,315,772.00	\$ 2,032,520.00	\$ 534,010.00	\$ 76,500.00	\$ 22,958,802.00
370	Flat Rock-Hawcreek School Corp	\$ 5,967,030.00	\$ 474,964.00	\$ 205,120.00	\$ 31,900.00	\$ 6,679,014.00
235	Fort Wayne Community Schools	\$ 187,500,827.00	\$ 17,687,388.00	\$ 2,761,950.00	\$ 657,200.00	\$ 208,607,365.00
4225	Franklin Community School Corp	\$ 30,451,334.00	\$ 3,098,580.00	\$ 521,670.00	\$ 143,900.00	\$ 34,215,484.00
2475	Franklin County Com Sch Corp	\$ 12,621,311.00	\$ 1,137,192.00	\$ 395,630.00	\$ 77,000.00	\$ 14,231,133.00
5310	Franklin Township Com Sch Corp	\$ 63,086,998.00	\$ 6,585,816.00	\$ 1,081,330.00	\$ 297,700.00	\$ 71,051,844.00
5245	Frankton-Lapel Community Schs	\$ 18,043,682.00	\$ 1,625,124.00	\$ 292,080.00	\$ 84,100.00	\$ 20,044,986.00
7605	Fremont Community Schools	\$ 5,888,412.00	\$ 420,496.00	\$ 65,820.00	\$ 33,000.00	\$ 6,407,728.00
8525	Frontier School Corporation	\$ 3,778,550.00	\$ 298,092.00	\$ 189,300.00	\$ 34,100.00	\$ 4,300,042.00
1820	Garrett-Keyser-Butler Com	\$ 10,601,873.00	\$ 1,048,972.00	\$ 392,820.00	\$ 60,200.00	\$ 12,103,865.00
4690	Gary Community School Corp	\$ 34,376,844.00	\$ 2,734,544.00	\$ 209,440.00	\$ 36,200.00	\$ 37,357,028.00
9535	Gary Lighthouse Charter School	\$ 10,243,733.00	\$ 573,308.00	\$ -	\$ 46,500.00	\$ 10,863,541.00
9885	Gary Middle College	\$ 706,658.00	\$ 41,400.00	\$ -	\$ -	\$ 748,058.00
9070	Gary Middle College West	\$ 442,054.00	\$ 23,000.00	\$ -	\$ -	\$ 465,054.00
9665	Geist Montessori Academy	\$ 1,565,583.00	\$ 161,648.00	\$ -	\$ -	\$ 1,727,231.00
8970	GEO Next Generation Academy - Indianapolis	\$ 714,670.00	\$ 49,712.00	\$ -	\$ -	\$ 764,382.00
2315	Goshen Community Schools	\$ 39,006,716.00	\$ 3,173,200.00	\$ 746,690.00	\$ 156,100.00	\$ 43,082,706.00
1010	Greater Clark County Schools	\$ 65,011,522.00	\$ 6,375,972.00	\$ 1,936,030.00	\$ 347,400.00	\$ 73,670,924.00
2120	Greater Jasper Con Schs	\$ 18,791,007.00	\$ 1,659,028.00	\$ 772,020.00	\$ 140,100.00	\$ 21,362,155.00
6755	Greencastle Community Sch Corp	\$ 10,851,908.00	\$ 1,112,560.00	\$ 285,280.00	\$ 48,400.00	\$ 12,298,148.00
3125	Greenfield-Central Com Schools	\$ 26,342,874.00	\$ 2,746,212.00	\$ 576,920.00	\$ 140,900.00	\$ 29,806,906.00
1730	Greensburg Community Schools	\$ 13,079,471.00	\$ 1,568,640.00	\$ 316,450.00	\$ 73,400.00	\$ 15,037,961.00
4245	Greenwood Community Sch Corp	\$ 24,653,190.00	\$ 3,027,228.00	\$ 363,010.00	\$ 89,200.00	\$ 28,132,628.00
4700	Griffith Public Schools	\$ 12,670,826.00	\$ 1,057,880.00	\$ 331,370.00	\$ 48,500.00	\$ 14,108,576.00
7610	Hamilton Community Schools	\$ 1,912,939.00	\$ 181,180.00	\$ 33,300.00	\$ 2,200.00	\$ 2,129,619.00
3025	Hamilton Heights School Corp	\$ 13,256,643.00	\$ 1,366,544.00	\$ 254,020.00	\$ 75,600.00	\$ 14,952,807.00
3005	Hamilton Southeastern Schools	\$ 124,328,791.00	\$ 9,306,308.00	\$ 1,267,850.00	\$ 1,062,600.00	\$ 135,965,549.00
9705	Hammond Academy of Science & Tech	\$ 3,748,887.00	\$ 170,560.00	\$ 138,670.00	\$ 34,000.00	\$ 4,092,117.00
4580	Hanover Community School Corp	\$ 14,917,630.00	\$ 1,177,344.00	\$ 367,190.00	\$ 70,100.00	\$ 16,532,264.00
9990	Heritage Inst of Arts and Tech	\$ 1,491,784.00	\$ 66,556.00	\$ -	\$ -	\$ 1,558,340.00
8990	HIM by HER Collegiate School for the Arts	\$ 452,568.00	\$ 2,300.00	\$ -	\$ -	\$ 454,868.00
9805	Hoosier Academy - Indianapolis	\$ 875,176.00	\$ 80,980.00	\$ -	\$ -	\$ 956,156.00
9651	Hope Academy	\$ 124,144.83	\$ 25,597.67	\$ -	\$ 1,500.00	\$ 151,242.50
9655	Hope Academy	\$ 18,513.17	\$ 1,958.33	\$ -	\$ -	\$ 20,471.50
3625	Huntington Co Com Sch Corp	\$ 30,879,100.00	\$ 3,234,308.00	\$ 756,820.00	\$ 129,800.00	\$ 35,000,028.00
9625	IN Acad for Sci Math Humanities	\$ 1,095,314.00	\$ 39,924.00	\$ -	\$ 137,200.00	\$ 1,272,438.00
9505	IN Agriculture and Technology School Ch School	\$ 1,459,635.00	\$ 171,092.00	\$ 44,250.00	\$ -	\$ 1,674,977.00
9905	IN Connections Academy	\$ 35,878,845.00	\$ 4,243,240.00	\$ -	\$ 64,600.00	\$ 40,186,685.00
9035	IN Connections Career Academy HS Virtual Charter School	\$ 2,913,844.00	\$ 281,972.00	\$ 4,740.00	\$ 4,400.00	\$ 3,204,956.00
9785	Indiana Math and Science Academy	\$ 3,921,021.00	\$ 118,212.00	\$ -	\$ -	\$ 4,039,233.00
9895	Indiana Math Science Academy	\$ 5,176,560.00	\$ 263,072.00	\$ -	\$ 13,000.00	\$ 5,452,632.00
9670	Indianapolis Metropolitan High Sch	\$ 2,064,511.00	\$ 274,484.00	\$ 5,250.00	\$ 2,600.00	\$ 2,346,845.00
5385	Indianapolis Public Schools	\$ 219,148,433.00	\$ 19,758,740.00	\$ 1,996,770.00	\$ 359,100.00	\$ 241,263,043.00
9120	Insight School of IN	\$ 3,432,716.00	\$ 421,420.00	\$ 99,100.00	\$ 1,100.00	\$ 3,954,336.00
9735	Inspire Academy	\$ 1,002,640.00	\$ 163,028.00	\$ -	\$ -	\$ 1,165,668.00

Note that tuition support calculations for school corporation 5385 may include innovations network charter schools.

## Appendix F: FY2021 State Tuition Support by School Corporation

Corp	Name	FY21 Basic Grant	FY21 Special Education Grant	FY21 Career and Technical Grant	FY21 Honors Grant	FY21 Tuition Support
8675	Invent Learning Hub	\$ 1,204,128.00	\$ 60,312.00	\$ -	\$ -	\$ 1,264,440.00
9330	Irvington Community School	\$ 6,785,846.00	\$ 444,696.00	\$ 40,290.00	\$ 13,600.00	\$ 7,284,432.00
6900	Jac-Cen-Del Community Sch Corp	\$ 4,824,602.00	\$ 422,896.00	\$ 253,180.00	\$ 48,100.00	\$ 5,548,778.00
8940	James & Rosemary Phalen Leadership Academy High School	\$ 2,442,704.00	\$ 160,056.00	\$ 90,340.00	\$ -	\$ 2,693,100.00
3945	Jay School Corp	\$ 18,521,277.00	\$ 2,586,164.00	\$ 466,580.00	\$ 117,400.00	\$ 21,691,421.00
4015	Jennings County Schools	\$ 24,993,008.00	\$ 2,812,868.00	\$ 355,830.00	\$ 95,200.00	\$ 28,256,906.00
7150	John Glenn School Corporation	\$ 12,079,124.00	\$ 773,456.00	\$ 278,070.00	\$ 55,400.00	\$ 13,186,050.00
9495	Joshua Academy	\$ 1,706,551.00	\$ 20,300.00	\$ -	\$ -	\$ 1,726,851.00
3785	Kankakee Valley School Corp	\$ 19,667,332.00	\$ 1,989,148.00	\$ 507,990.00	\$ 118,900.00	\$ 22,283,370.00
9400	KIPP Indpls College Preparatory	\$ 2,860,167.00	\$ 174,636.00	\$ -	\$ -	\$ 3,034,803.00
9410	KIPP Indy Unite Elementary	\$ 5,141,978.00	\$ 137,224.00	\$ -	\$ -	\$ 5,279,202.00
7525	Knox Community School Corp	\$ 11,085,630.00	\$ 628,844.00	\$ 379,800.00	\$ 58,800.00	\$ 12,153,074.00
3500	Kokomo-Center Twp Con Sch Corp	\$ 36,224,220.00	\$ 2,971,980.00	\$ 782,550.00	\$ 99,100.00	\$ 40,077,850.00
7855	Lafayette School Corporation	\$ 48,503,460.00	\$ 5,841,332.00	\$ 444,920.00	\$ 153,100.00	\$ 54,942,812.00
4615	Lake Central School Corp	\$ 54,333,230.00	\$ 5,084,824.00	\$ 1,104,720.00	\$ 313,700.00	\$ 60,836,474.00
4650	Lake Ridge Schools	\$ 11,970,092.00	\$ 1,013,932.00	\$ 1,262,010.00	\$ 34,700.00	\$ 14,280,734.00
4680	Lake Station Community Schools	\$ 8,180,962.00	\$ 714,312.00	\$ 121,440.00	\$ 8,100.00	\$ 9,024,814.00
4535	Lakeland School Corporation	\$ 9,948,779.00	\$ 1,088,924.00	\$ 406,680.00	\$ 51,500.00	\$ 11,495,883.00
3160	Lanesville Community School Corp	\$ 4,278,240.00	\$ 266,604.00	\$ 188,670.00	\$ 37,400.00	\$ 4,770,914.00
4945	LaPorte Community School Corp	\$ 36,942,337.00	\$ 3,739,888.00	\$ 684,790.00	\$ 160,700.00	\$ 41,527,715.00
1620	Lawrenceburg Com School Corp	\$ 12,866,000.00	\$ 1,191,016.00	\$ 367,470.00	\$ 93,300.00	\$ 14,517,786.00
665	Lebanon Community School Corp	\$ 20,238,134.00	\$ 2,572,464.00	\$ 543,960.00	\$ 94,600.00	\$ 23,449,158.00
815	Lewis Cass School Corp	\$ 7,899,212.00	\$ 537,112.00	\$ 192,630.00	\$ 47,700.00	\$ 8,676,654.00
1895	Liberty-Perry Com School Corp	\$ 7,924,591.00	\$ 675,304.00	\$ 148,360.00	\$ 40,800.00	\$ 8,789,055.00
2950	Linton-Stockton School Corp	\$ 8,416,918.00	\$ 627,060.00	\$ 247,840.00	\$ 44,000.00	\$ 9,335,818.00
875	Logansport Community Sch Corp	\$ 26,875,679.00	\$ 2,154,104.00	\$ 1,135,560.00	\$ 97,700.00	\$ 30,263,043.00
5525	Loogootee Community Sch Corp	\$ 4,640,063.00	\$ 498,388.00	\$ 149,730.00	\$ 41,100.00	\$ 5,329,281.00
8445	M S D Bluffton-Harrison	\$ 10,151,969.00	\$ 814,416.00	\$ 272,870.00	\$ 62,800.00	\$ 11,302,055.00
6460	M S D Boone Township	\$ 6,450,877.00	\$ 677,428.00	\$ 214,940.00	\$ 22,000.00	\$ 7,365,245.00
5300	M S D Decatur Township	\$ 43,874,579.00	\$ 4,328,556.00	\$ 831,830.00	\$ 149,000.00	\$ 49,183,965.00
5330	M S D Lawrence Township	\$ 101,134,418.00	\$ 8,439,564.00	\$ 2,651,210.00	\$ 452,700.00	\$ 112,677,892.00
5925	M S D Martinsville Schools	\$ 24,524,461.00	\$ 2,512,168.00	\$ 1,069,700.00	\$ 121,900.00	\$ 28,228,229.00
6590	M S D Mount Vernon	\$ 12,817,487.00	\$ 1,590,520.00	\$ 178,470.00	\$ 45,500.00	\$ 14,631,977.00
6600	M S D North Posey Co Schools	\$ 8,518,826.00	\$ 793,212.00	\$ 292,660.00	\$ 53,900.00	\$ 9,658,598.00
4860	M S D of New Durham Township	\$ 5,544,385.00	\$ 565,856.00	\$ 184,760.00	\$ 35,300.00	\$ 6,330,301.00
5340	M S D Perry Township	\$ 108,602,305.00	\$ 10,147,328.00	\$ 1,310,030.00	\$ 395,800.00	\$ 120,455,463.00
5350	M S D Pike Township	\$ 70,592,058.00	\$ 5,501,716.00	\$ 1,621,490.00	\$ 176,800.00	\$ 77,892,064.00
2960	M S D Shakamak Schools	\$ 4,297,255.00	\$ 401,564.00	\$ 143,850.00	\$ 30,600.00	\$ 4,873,269.00
125	M S D Southwest Allen County	\$ 44,948,304.00	\$ 3,051,756.00	\$ 637,930.00	\$ 358,700.00	\$ 48,996,690.00
7615	M S D Steuben County	\$ 15,685,435.00	\$ 1,421,236.00	\$ 305,270.00	\$ 98,700.00	\$ 17,510,641.00
8050	M S D Wabash County Schools	\$ 12,825,731.00	\$ 1,077,588.00	\$ 404,660.00	\$ 44,000.00	\$ 14,351,979.00
8115	M S D Warren County	\$ 8,063,249.00	\$ 696,368.00	\$ 311,400.00	\$ 52,100.00	\$ 9,123,117.00
5360	M S D Warren Township	\$ 77,867,238.00	\$ 6,586,008.00	\$ 1,878,440.00	\$ 202,400.00	\$ 86,534,086.00
5370	M S D Washington Township	\$ 69,591,017.00	\$ 6,213,888.00	\$ 789,560.00	\$ 295,000.00	\$ 76,889,465.00
5375	M S D Wayne Township	\$ 109,941,289.00	\$ 9,965,952.00	\$ 1,638,070.00	\$ 556,100.00	\$ 122,101,411.00

Note that tuition support calculations for school corporation 5385 may include innovations network charter schools.

## Appendix F: FY2021 State Tuition Support by School Corporation

Corp	Name	FY21 Basic Grant	FY21 Special Education Grant	FY21 Career and Technical Grant	FY21 Honors Grant	FY21 Tuition Support
5615	Maconaquah School Corp	\$ 12,980,281.00	\$ 1,154,508.00	\$ 334,650.00	\$ 44,100.00	\$ 14,513,539.00
3995	Madison Consolidated Schools	\$ 16,004,535.00	\$ 1,490,816.00	\$ 455,140.00	\$ 84,800.00	\$ 18,035,291.00
2825	Madison-Grant United Sch Corp	\$ 6,702,233.00	\$ 602,080.00	\$ 222,310.00	\$ 38,900.00	\$ 7,565,523.00
8045	Manchester Community Schools	\$ 8,423,238.00	\$ 793,476.00	\$ 275,360.00	\$ 48,800.00	\$ 9,540,874.00
2865	Marion Community Schools	\$ 25,742,843.00	\$ 2,268,548.00	\$ 561,840.00	\$ 117,000.00	\$ 28,690,231.00
9955	Mays Community Academy	\$ 1,198,503.00	\$ 324,300.00	\$ -	\$ -	\$ 1,522,803.00
3640	Medora Community School Corp	\$ 1,110,819.00	\$ 103,368.00	\$ 31,530.00	\$ 1,100.00	\$ 1,246,817.00
4600	Merrillville Community School	\$ 39,037,729.00	\$ 3,555,748.00	\$ 1,052,790.00	\$ 110,900.00	\$ 43,757,167.00
4925	Michigan City Area Schools	\$ 37,680,091.00	\$ 4,089,228.00	\$ 652,140.00	\$ 100,300.00	\$ 42,521,759.00
2275	Middlebury Community Schools	\$ 25,622,431.00	\$ 1,861,208.00	\$ 584,090.00	\$ 132,800.00	\$ 28,200,529.00
6910	Milan Community Schools	\$ 6,086,748.00	\$ 618,732.00	\$ 209,700.00	\$ 41,900.00	\$ 6,957,080.00
3335	Mill Creek Community Sch Corp	\$ 8,803,649.00	\$ 1,092,100.00	\$ 142,090.00	\$ 58,700.00	\$ 10,096,539.00
2855	Mississinewa Community School Corp	\$ 15,275,135.00	\$ 1,756,516.00	\$ 391,300.00	\$ 90,900.00	\$ 17,513,851.00
5085	Mitchell Community Schools	\$ 9,429,562.00	\$ 960,904.00	\$ 243,540.00	\$ 48,800.00	\$ 10,682,806.00
6820	Monroe Central School Corp	\$ 6,721,414.00	\$ 627,056.00	\$ 192,740.00	\$ 34,100.00	\$ 7,575,310.00
5740	Monroe County Com Sch Corp	\$ 64,527,262.00	\$ 6,193,552.00	\$ 1,278,280.00	\$ 500,700.00	\$ 72,499,794.00
5900	Monroe-Gregg School District	\$ 9,004,847.00	\$ 861,776.00	\$ 159,190.00	\$ 37,400.00	\$ 10,063,213.00
5930	Mooresville Con School Corp	\$ 26,869,277.00	\$ 2,506,956.00	\$ 740,210.00	\$ 155,000.00	\$ 30,271,443.00
3135	Mt Vernon Community Sch Corp	\$ 25,580,766.00	\$ 2,147,360.00	\$ 452,850.00	\$ 144,200.00	\$ 28,325,176.00
1970	Muncie Community Schools	\$ 34,966,128.00	\$ 3,768,332.00	\$ 356,500.00	\$ 80,000.00	\$ 39,170,960.00
9730	Neighbors New Vista High School	\$ 1,278,640.00	\$ 94,168.00	\$ 34,910.00	\$ 1,100.00	\$ 1,408,818.00
8305	Nettle Creek School Corp	\$ 6,687,221.00	\$ 627,212.00	\$ 288,330.00	\$ 58,100.00	\$ 7,660,863.00
2400	New Albany-Floyd Co Con Sch	\$ 71,798,641.00	\$ 7,524,836.00	\$ 1,207,680.00	\$ 425,200.00	\$ 80,956,357.00
3445	New Castle Community Sch Corp	\$ 19,202,006.00	\$ 2,122,340.00	\$ 422,900.00	\$ 69,700.00	\$ 21,816,946.00
4805	New Prairie United School Corp	\$ 17,477,660.00	\$ 1,668,216.00	\$ 542,430.00	\$ 96,500.00	\$ 19,784,806.00
4255	Nineveh-Hensley-Jackson United	\$ 11,463,772.00	\$ 823,056.00	\$ 273,230.00	\$ 65,000.00	\$ 12,625,058.00
3070	Noblesville Schools	\$ 61,475,548.00	\$ 6,929,264.00	\$ 902,490.00	\$ 308,200.00	\$ 69,615,502.00
25	North Adams Community Schools	\$ 10,094,098.00	\$ 891,464.00	\$ 286,090.00	\$ 85,500.00	\$ 11,357,152.00
6375	North Central Parke Con Sch Corp	\$ 7,550,231.00	\$ 563,796.00	\$ 247,700.00	\$ 17,600.00	\$ 8,379,327.00
1375	North Daviess Com Schools	\$ 6,933,915.00	\$ 499,752.00	\$ 138,540.00	\$ 34,500.00	\$ 7,606,707.00
2735	North Gibson School Corp	\$ 12,335,355.00	\$ 1,482,020.00	\$ 340,670.00	\$ 41,200.00	\$ 14,199,245.00
3180	North Harrison Com School Corp	\$ 12,829,082.00	\$ 1,224,008.00	\$ 590,370.00	\$ 55,500.00	\$ 14,698,960.00
7515	North Judson-San Pierre Sch Corp	\$ 6,363,958.00	\$ 524,540.00	\$ 154,810.00	\$ 30,500.00	\$ 7,073,808.00
4315	North Knox School Corp	\$ 8,212,414.00	\$ 588,040.00	\$ 170,890.00	\$ 31,700.00	\$ 9,003,044.00
5075	North Lawrence Com Schools	\$ 26,784,884.00	\$ 3,312,440.00	\$ 716,850.00	\$ 166,400.00	\$ 30,980,574.00
5620	North Miami Community Schools	\$ 4,921,181.00	\$ 455,052.00	\$ 186,280.00	\$ 22,800.00	\$ 5,585,313.00
5835	North Montgomery Com Sch Corp	\$ 10,768,094.00	\$ 951,656.00	\$ 323,480.00	\$ 66,400.00	\$ 12,109,630.00
5945	North Newton School Corp	\$ 7,194,598.00	\$ 713,236.00	\$ 149,710.00	\$ 30,100.00	\$ 8,087,644.00
6715	North Putnam Community Schools	\$ 7,755,790.00	\$ 947,308.00	\$ 253,380.00	\$ 48,500.00	\$ 9,004,978.00
7385	North Spencer County Sch Corp	\$ 11,764,052.00	\$ 1,159,652.00	\$ 285,560.00	\$ 78,500.00	\$ 13,287,764.00
8010	North Vermillion Com Sch Corp	\$ 4,501,387.00	\$ 346,204.00	\$ 210,820.00	\$ 22,400.00	\$ 5,080,811.00
3295	North West Hendricks Schools	\$ 10,788,559.00	\$ 920,340.00	\$ 176,180.00	\$ 71,900.00	\$ 11,956,979.00
8515	North White School Corp	\$ 5,387,505.00	\$ 348,896.00	\$ 186,680.00	\$ 31,700.00	\$ 5,954,781.00
2040	Northeast Dubois Co Sch Corp	\$ 4,504,348.00	\$ 666,096.00	\$ 220,340.00	\$ 37,400.00	\$ 5,428,184.00
7645	Northeast School Corp	\$ 4,952,278.00	\$ 579,080.00	\$ 148,060.00	\$ 26,500.00	\$ 5,705,918.00

Note that tuition support calculations for school corporation 5385 may include innovations network charter schools.

## Appendix F: FY2021 State Tuition Support by School Corporation

Corp	Name	FY21 Basic Grant	FY21 Special Education Grant	FY21 Career and Technical Grant	FY21 Honors Grant	FY21 Tuition Support
8375	Northeastern Wayne Schools	\$ 7,819,922.00	\$ 670,200.00	\$ 152,770.00	\$ 45,500.00	\$ 8,688,392.00
8435	Northern Wells Com Schools	\$ 14,464,171.00	\$ 1,085,212.00	\$ 324,350.00	\$ 84,700.00	\$ 15,958,433.00
225	Northwest Allen County Schools	\$ 45,757,499.00	\$ 3,629,380.00	\$ 867,360.00	\$ 365,300.00	\$ 50,619,539.00
7350	Northwestern Con School Corp	\$ 8,621,854.00	\$ 796,096.00	\$ 237,630.00	\$ 61,600.00	\$ 9,717,180.00
3470	Northwestern School Corp	\$ 10,892,753.00	\$ 659,608.00	\$ 195,940.00	\$ 88,000.00	\$ 11,836,301.00
5625	Oak Hill United School Corp	\$ 10,176,028.00	\$ 840,056.00	\$ 449,720.00	\$ 50,600.00	\$ 11,516,404.00
9325	Options Charter School	\$ 3,856,450.00	\$ 1,224,676.00	\$ 119,570.00	\$ 2,200.00	\$ 5,202,896.00
7495	Oregon-Davis School Corp	\$ 3,224,447.00	\$ 252,060.00	\$ 95,710.00	\$ 16,500.00	\$ 3,588,717.00
6145	Orleans Community Schools	\$ 5,473,841.00	\$ 608,424.00	\$ 176,960.00	\$ 15,400.00	\$ 6,274,625.00
9030	Otwell Miller Academy Charter School	\$ 731,803.00	\$ 42,456.00	\$ -	\$ -	\$ 774,259.00
6155	Paoli Community School Corp	\$ 7,969,829.00	\$ 828,152.00	\$ 225,210.00	\$ 42,200.00	\$ 9,065,391.00
9165	Paramount Englewood	\$ 1,253,243.00	\$ 108,736.00	\$ -	\$ -	\$ 1,361,979.00
9060	Paramount School of Excellence II	\$ 1,703,868.00	\$ 120,248.00	\$ -	\$ -	\$ 1,824,116.00
9680	Paramount School of Excellence Inc	\$ 6,108,031.00	\$ 386,096.00	\$ -	\$ -	\$ 6,494,127.00
7175	Penn-Harris-Madison Sch Corp	\$ 66,641,388.00	\$ 5,172,760.00	\$ 1,527,800.00	\$ 443,200.00	\$ 73,785,148.00
6325	Perry Central Com Schools Corp	\$ 7,628,678.00	\$ 870,352.00	\$ 308,450.00	\$ 33,000.00	\$ 8,840,480.00
5635	Peru Community Schools	\$ 12,826,319.00	\$ 1,108,524.00	\$ 430,000.00	\$ 53,300.00	\$ 14,418,143.00
9045	Phalen Academy MS Charter School	\$ 2,063,422.00	\$ 85,668.00	\$ -	\$ -	\$ 2,149,090.00
9925	Phalen Ldrshp Acad - IN Inc	\$ 2,151,883.00	\$ 43,500.00	\$ -	\$ -	\$ 2,195,383.00
9000	Phalen Virtual Leadership Academy	\$ 305,042.00	\$ 39,168.00	\$ -	\$ -	\$ 344,210.00
6445	Pike County School Corp	\$ 9,996,191.00	\$ 1,028,476.00	\$ 349,150.00	\$ 61,700.00	\$ 11,435,517.00
9085	pilotED Schools	\$ 1,403,887.00	\$ 39,668.00	\$ -	\$ -	\$ 1,443,555.00
775	Pioneer Regional School Corp	\$ 5,760,509.00	\$ 423,508.00	\$ 180,920.00	\$ 13,600.00	\$ 6,378,537.00
3330	Plainfield Community Sch Corp	\$ 32,971,182.00	\$ 3,361,604.00	\$ 816,560.00	\$ 224,600.00	\$ 37,373,946.00
5485	Plymouth Community School Corp	\$ 20,635,185.00	\$ 1,456,864.00	\$ 636,090.00	\$ 49,200.00	\$ 22,777,339.00
6550	Portage Township Schools	\$ 45,275,861.00	\$ 4,815,412.00	\$ 915,990.00	\$ 217,100.00	\$ 51,224,363.00
6520	Porter Township School Corp	\$ 8,094,425.00	\$ 731,792.00	\$ 204,750.00	\$ 47,700.00	\$ 9,078,667.00
4515	Prairie Heights Com Sch Corp	\$ 8,255,577.00	\$ 1,010,280.00	\$ 210,080.00	\$ 47,300.00	\$ 9,523,237.00
8635	Purdue Polytech	\$ 878,984.00	\$ 147,916.00	\$ 90,400.00	\$ -	\$ 1,117,300.00
8960	Purdue Polytechnic South Bend	\$ 205,733.00	\$ 52,680.00	\$ 22,200.00	\$ -	\$ 280,613.00
6825	Randolph Central School Corp	\$ 8,455,827.00	\$ 945,596.00	\$ 206,250.00	\$ 47,000.00	\$ 9,654,673.00
6835	Randolph Eastern School Corp	\$ 5,719,793.00	\$ 376,904.00	\$ 169,010.00	\$ 13,200.00	\$ 6,278,907.00
6805	Randolph Southern School Corp	\$ 2,987,968.00	\$ 275,636.00	\$ 61,770.00	\$ 11,000.00	\$ 3,336,374.00
9690	Renaissance Academy Charter School	\$ 1,501,209.00	\$ 61,868.00	\$ -	\$ -	\$ 1,563,077.00
3815	Rensselaer Central School Corp	\$ 9,051,421.00	\$ 924,344.00	\$ 266,590.00	\$ 41,900.00	\$ 10,284,255.00
5705	Richland-Bean Blossom C S C	\$ 15,701,501.00	\$ 1,568,084.00	\$ 304,950.00	\$ 81,400.00	\$ 17,655,935.00
8385	Richmond Community Schools	\$ 30,734,988.00	\$ 3,637,536.00	\$ 466,290.00	\$ 96,000.00	\$ 34,934,814.00
6080	Rising Sun-Ohio Co Com	\$ 5,045,900.00	\$ 543,176.00	\$ 194,300.00	\$ 16,500.00	\$ 5,799,876.00
4590	River Forest Community Sch Corp	\$ 11,186,712.00	\$ 819,992.00	\$ 145,370.00	\$ 19,600.00	\$ 12,171,674.00
2645	Rochester Community Sch Corp	\$ 10,624,610.00	\$ 1,021,460.00	\$ 278,980.00	\$ 45,200.00	\$ 11,970,250.00
9875	Rock Creek Community Academy	\$ 3,732,390.00	\$ 461,364.00	\$ 80,240.00	\$ 6,600.00	\$ 4,280,594.00
9170	Rooted School Inc.	\$ 429,944.00	\$ 20,700.00	\$ -	\$ -	\$ 450,644.00
1180	Rossville Con School District	\$ 5,536,198.00	\$ 379,396.00	\$ 195,540.00	\$ 37,800.00	\$ 6,148,934.00
9465	Rural Community Schools Inc	\$ 643,614.00	\$ 109,192.00	\$ -	\$ -	\$ 752,806.00
6995	Rush County Schools	\$ 11,928,796.00	\$ 1,105,068.00	\$ 403,550.00	\$ 48,100.00	\$ 13,485,514.00

Note that tuition support calculations for school corporation 5385 may include innovations network charter schools.

## Appendix F: FY2021 State Tuition Support by School Corporation

Corp	Name	FY21 Basic Grant	FY21 Special Education Grant	FY21 Career and Technical Grant	FY21 Honors Grant	FY21 Tuition Support
8205	Salem Community Schools	\$ 11,098,542.00	\$ 1,142,728.00	\$ 159,500.00	\$ 41,600.00	\$ 12,442,370.00
4670	School City of East Chicago	\$ 26,251,308.00	\$ 2,460,784.00	\$ 308,620.00	\$ 38,800.00	\$ 29,059,512.00
4710	School City of Hammond	\$ 81,673,158.00	\$ 6,592,672.00	\$ 739,050.00	\$ 130,300.00	\$ 89,135,180.00
4730	School City of Hobart	\$ 24,759,288.00	\$ 2,193,388.00	\$ 945,730.00	\$ 114,000.00	\$ 28,012,406.00
7200	School City of Mishawaka	\$ 33,841,228.00	\$ 3,184,636.00	\$ 994,520.00	\$ 78,600.00	\$ 38,098,984.00
4720	School Town of Highland	\$ 19,026,723.00	\$ 1,546,672.00	\$ 475,470.00	\$ 108,300.00	\$ 21,157,165.00
4740	School Town of Munster	\$ 23,785,669.00	\$ 1,809,408.00	\$ 434,930.00	\$ 217,500.00	\$ 26,247,507.00
5400	School Town of Speedway	\$ 11,579,772.00	\$ 931,880.00	\$ 154,940.00	\$ 76,200.00	\$ 12,742,792.00
7230	Scott County School District 1	\$ 7,932,859.00	\$ 753,692.00	\$ 123,770.00	\$ 33,800.00	\$ 8,844,121.00
7255	Scott County School District 2	\$ 16,384,337.00	\$ 1,611,048.00	\$ 376,140.00	\$ 77,900.00	\$ 18,449,425.00
9485	SE Neighborhood Sch of Excellence	\$ 4,728,705.00	\$ 285,628.00	\$ -	\$ -	\$ 5,014,333.00
9985	Seven Oaks Classical School	\$ 2,466,051.00	\$ 173,716.00	\$ -	\$ -	\$ 2,639,767.00
3675	Seymour Community Schools	\$ 31,855,155.00	\$ 3,077,732.00	\$ 713,590.00	\$ 150,500.00	\$ 35,796,977.00
7285	Shelby Eastern Schools	\$ 6,849,414.00	\$ 547,956.00	\$ 191,590.00	\$ 32,300.00	\$ 7,621,260.00
7365	Shelbyville Central Schools	\$ 23,766,241.00	\$ 2,672,432.00	\$ 661,350.00	\$ 133,500.00	\$ 27,233,523.00
3435	Shenandoah School Corporation	\$ 8,124,631.00	\$ 521,660.00	\$ 301,060.00	\$ 46,200.00	\$ 8,993,551.00
3055	Sheridan Community Schools	\$ 6,322,216.00	\$ 855,344.00	\$ 77,790.00	\$ 15,400.00	\$ 7,270,750.00
5520	Shoals Community School Corp	\$ 3,902,854.00	\$ 506,676.00	\$ 103,520.00	\$ 16,500.00	\$ 4,529,550.00
9315	Signature School Inc	\$ 2,516,947.00	\$ 2,300.00	\$ -	\$ 105,300.00	\$ 2,624,547.00
945	Silver Creek School Corporation	\$ 16,697,651.00	\$ 1,613,928.00	\$ 565,730.00	\$ 102,400.00	\$ 18,979,709.00
9760	Smith Academy for Excellence	\$ 604,174.00	\$ 84,968.00	\$ -	\$ -	\$ 689,142.00
8625	Smith-Green Community Schools	\$ 6,932,728.00	\$ 712,996.00	\$ 152,690.00	\$ 35,200.00	\$ 7,833,614.00
35	South Adams Schools	\$ 7,437,725.00	\$ 681,160.00	\$ 153,480.00	\$ 29,700.00	\$ 8,302,065.00
7205	South Bend Community Sch Corp	\$ 107,125,033.00	\$ 11,016,956.00	\$ 2,036,680.00	\$ 301,600.00	\$ 120,480,269.00
4940	South Central Com School Corp	\$ 5,646,310.00	\$ 455,264.00	\$ 221,880.00	\$ 47,700.00	\$ 6,371,154.00
1600	South Dearborn Com School Corp	\$ 13,333,665.00	\$ 1,395,452.00	\$ 361,900.00	\$ 51,400.00	\$ 15,142,417.00
2765	South Gibson School Corp	\$ 12,158,314.00	\$ 1,269,236.00	\$ 258,740.00	\$ 81,800.00	\$ 13,768,090.00
3190	South Harrison Com Schools	\$ 18,824,110.00	\$ 1,809,492.00	\$ 698,000.00	\$ 102,000.00	\$ 21,433,602.00
3415	South Henry School Corp	\$ 4,529,003.00	\$ 326,884.00	\$ 151,170.00	\$ 25,400.00	\$ 5,032,457.00
4325	South Knox School Corp	\$ 7,501,538.00	\$ 457,488.00	\$ 203,320.00	\$ 59,400.00	\$ 8,221,746.00
5255	South Madison Com Sch Corp	\$ 26,096,262.00	\$ 2,406,080.00	\$ 259,850.00	\$ 124,100.00	\$ 28,886,292.00
5845	South Montgomery Com Sch Corp	\$ 9,535,311.00	\$ 931,152.00	\$ 218,680.00	\$ 45,100.00	\$ 10,730,243.00
5995	South Newton School Corp	\$ 5,188,232.00	\$ 475,432.00	\$ 177,480.00	\$ 21,300.00	\$ 5,862,444.00
6705	South Putnam Community Schools	\$ 6,375,190.00	\$ 705,512.00	\$ 218,240.00	\$ 33,400.00	\$ 7,332,342.00
6865	South Ripley Com Sch Corp	\$ 7,055,579.00	\$ 671,476.00	\$ 269,140.00	\$ 41,900.00	\$ 8,038,095.00
7445	South Spencer County Sch Corp	\$ 7,002,243.00	\$ 774,292.00	\$ 200,350.00	\$ 23,900.00	\$ 8,000,785.00
8020	South Vermillion Com Sch Corp	\$ 10,568,968.00	\$ 865,760.00	\$ 364,260.00	\$ 46,300.00	\$ 11,845,288.00
2100	Southeast Dubois Co Sch Corp	\$ 7,077,861.00	\$ 681,192.00	\$ 307,350.00	\$ 71,900.00	\$ 8,138,303.00
2455	Southeast Fountain School Corp	\$ 6,469,260.00	\$ 549,880.00	\$ 234,690.00	\$ 26,100.00	\$ 7,279,930.00
3115	Southern Hancock Co Com Sch Corp	\$ 21,407,549.00	\$ 2,029,380.00	\$ 414,300.00	\$ 168,700.00	\$ 24,019,929.00
8425	Southern Wells Com Schools	\$ 4,965,211.00	\$ 253,136.00	\$ 137,170.00	\$ 20,900.00	\$ 5,376,417.00
2110	Southwest Dubois Co Sch Corp	\$ 10,607,541.00	\$ 910,140.00	\$ 303,890.00	\$ 43,300.00	\$ 11,864,871.00
6260	Southwest Parke Com Sch Corp	\$ 6,353,729.00	\$ 577,788.00	\$ 170,800.00	\$ 37,500.00	\$ 7,139,817.00
7715	Southwest School Corp	\$ 10,959,675.00	\$ 921,896.00	\$ 271,590.00	\$ 59,100.00	\$ 12,212,261.00
7360	Southwestern Con Sch Shelby Co	\$ 3,319,222.00	\$ 219,848.00	\$ 78,160.00	\$ 31,900.00	\$ 3,649,130.00

Note that tuition support calculations for school corporation 5385 may include innovations network charter schools.

## Appendix F: FY2021 State Tuition Support by School Corporation

Corp	Name	FY21 Basic Grant	FY21 Special Education Grant	FY21 Career and Technical Grant	FY21 Honors Grant	FY21 Tuition Support
4000	Southwestern-Jefferson Co Con	\$ 8,078,541.00	\$ 710,148.00	\$ 206,270.00	\$ 28,300.00	\$ 9,023,259.00
6195	Spencer-Owen Community Schools	\$ 13,449,238.00	\$ 1,734,184.00	\$ 333,240.00	\$ 59,100.00	\$ 15,575,762.00
6160	Springs Valley Com School Corp	\$ 5,285,774.00	\$ 436,308.00	\$ 188,860.00	\$ 40,500.00	\$ 5,951,442.00
9980	Steel City Academy/Global Leadership Acad	\$ 3,236,774.00	\$ 203,360.00	\$ -	\$ 5,500.00	\$ 3,445,634.00
9960	Success Academy Primary School	\$ 4,339,095.00	\$ 392,000.00	\$ -	\$ -	\$ 4,731,095.00
1560	Sunman-Dearborn Com Sch Corp	\$ 21,727,930.00	\$ 2,103,136.00	\$ 582,930.00	\$ 180,100.00	\$ 24,594,096.00
7775	Switzerland County School Corp	\$ 9,293,577.00	\$ 946,584.00	\$ 297,450.00	\$ 22,400.00	\$ 10,560,011.00
3460	Taylor Community School Corp	\$ 8,291,066.00	\$ 626,688.00	\$ 90,290.00	\$ 27,900.00	\$ 9,035,944.00
6350	Tell City-Troy Twp School Corp	\$ 8,583,603.00	\$ 993,064.00	\$ 300,700.00	\$ 21,300.00	\$ 9,898,667.00
9835	The Bloomington Project School	\$ 1,831,933.00	\$ 309,588.00	\$ -	\$ -	\$ 2,141,521.00
9460	Thea Bowman Leadership Academy	\$ 6,256,604.00	\$ 249,504.00	\$ 52,700.00	\$ 17,000.00	\$ 6,575,808.00
9350	Timothy L Johnson Academy	\$ 3,032,162.00	\$ 51,112.00	\$ -	\$ -	\$ 3,083,274.00
9195	Timothy L Johnson Leadership Academy MS	\$ 941,445.00	\$ 64,880.00	\$ -	\$ -	\$ 1,006,325.00
9425	Tindley Genesis Academy	\$ 3,076,994.00	\$ 105,824.00	\$ -	\$ -	\$ 3,182,818.00
9430	Tindley Summit Academy	\$ 1,916,268.00	\$ 97,680.00	\$ -	\$ -	\$ 2,013,948.00
7865	Tippecanoe School Corp	\$ 83,583,970.00	\$ 8,346,784.00	\$ 866,400.00	\$ 403,200.00	\$ 93,200,354.00
4445	Tippecanoe Valley School Corp	\$ 10,758,492.00	\$ 1,015,520.00	\$ 445,000.00	\$ 51,400.00	\$ 12,270,412.00
7945	Tipton Community School Corp	\$ 8,625,291.00	\$ 676,712.00	\$ 232,410.00	\$ 40,700.00	\$ 9,575,113.00
7935	Tri-Central Community Schools	\$ 4,533,098.00	\$ 325,328.00	\$ 101,790.00	\$ 14,700.00	\$ 4,974,916.00
8535	Tri-County School Corp	\$ 4,357,259.00	\$ 391,008.00	\$ 188,770.00	\$ 34,200.00	\$ 4,971,237.00
4645	Tri-Creek School Corporation	\$ 19,114,278.00	\$ 1,535,884.00	\$ 955,870.00	\$ 127,000.00	\$ 21,733,032.00
5495	Triton School Corporation	\$ 5,325,217.00	\$ 376,364.00	\$ 151,100.00	\$ 13,200.00	\$ 5,865,881.00
4915	Tri-Township Cons School Corp	\$ 2,095,502.00	\$ 165,992.00	\$ 41,330.00	\$ 15,400.00	\$ 2,318,224.00
8565	Twin Lakes School Corp	\$ 13,504,274.00	\$ 1,013,756.00	\$ 547,820.00	\$ 73,100.00	\$ 15,138,950.00
7950	Union Co/Clg Corner Joint Sch Dist	\$ 7,898,963.00	\$ 748,232.00	\$ 177,400.00	\$ 37,400.00	\$ 8,861,995.00
6795	Union School Corporation	\$ 40,606,223.00	\$ 4,008,336.00	\$ 327,620.00	\$ 11,800.00	\$ 44,953,979.00
6530	Union Township School Corp	\$ 8,636,794.00	\$ 894,964.00	\$ 201,540.00	\$ 59,900.00	\$ 9,793,198.00
7215	Union-North United School Corp	\$ 7,760,568.00	\$ 716,548.00	\$ 152,260.00	\$ 43,700.00	\$ 8,673,076.00
6560	Valparaiso Community Schools	\$ 37,524,665.00	\$ 4,036,768.00	\$ 612,880.00	\$ 299,300.00	\$ 42,473,613.00
9080	Vanguard Collegiate of Indianapolis	\$ 666,225.00	\$ 37,956.00	\$ -	\$ -	\$ 704,181.00
9575	Victory College Preparatory Academy	\$ 7,277,780.00	\$ 215,392.00	\$ 77,490.00	\$ 20,400.00	\$ 7,591,062.00
8030	Vigo County School Corp	\$ 89,899,987.00	\$ 8,629,760.00	\$ 1,832,890.00	\$ 349,900.00	\$ 100,712,537.00
4335	Vincennes Community Sch Corp	\$ 17,988,633.00	\$ 1,559,184.00	\$ 199,260.00	\$ 50,700.00	\$ 19,797,777.00
9935	Vision Academy	\$ 3,147,870.00	\$ 253,960.00	\$ -	\$ -	\$ 3,401,830.00
8060	Wabash City Schools	\$ 9,531,532.00	\$ 1,014,292.00	\$ 338,840.00	\$ 49,900.00	\$ 10,934,564.00
2285	Wa-Nee Community Schools	\$ 17,333,117.00	\$ 1,231,416.00	\$ 360,950.00	\$ 109,800.00	\$ 19,035,283.00
8130	Warrick County School Corp	\$ 59,744,239.00	\$ 6,471,572.00	\$ 954,140.00	\$ 312,900.00	\$ 67,482,851.00
4415	Warsaw Community Schools	\$ 41,132,310.00	\$ 4,115,600.00	\$ 1,204,720.00	\$ 293,100.00	\$ 46,745,730.00
1405	Washington Com Schools	\$ 15,820,333.00	\$ 2,034,284.00	\$ 420,310.00	\$ 70,600.00	\$ 18,345,527.00
4345	Wawasee Community School Corp	\$ 17,029,936.00	\$ 1,740,372.00	\$ 459,770.00	\$ 78,500.00	\$ 19,308,578.00
1885	Wes-Del Community Schools	\$ 5,400,195.00	\$ 446,176.00	\$ 106,840.00	\$ 20,900.00	\$ 5,974,111.00
6630	West Central School Corp	\$ 4,147,499.00	\$ 386,896.00	\$ 209,990.00	\$ 19,100.00	\$ 4,763,485.00
7875	West Lafayette Com School Corp	\$ 13,347,150.00	\$ 984,528.00	\$ 92,890.00	\$ 138,600.00	\$ 14,563,168.00
6065	West Noble School Corporation	\$ 13,561,804.00	\$ 1,110,432.00	\$ 370,390.00	\$ 55,500.00	\$ 15,098,126.00
8220	West Washington School Corp	\$ 5,719,355.00	\$ 500,464.00	\$ 213,020.00	\$ 37,100.00	\$ 6,469,939.00

Note that tuition support calculations for school corporation 5385 may include innovations network charter schools.

## Appendix F: FY2021 State Tuition Support by School Corporation

Corp	Name	FY21 Basic Grant	FY21 Special Education Grant	FY21 Career and Technical Grant	FY21 Honors Grant	FY21 Tuition Support
615	Western Boone Co Com Sch Dist	\$ 9,846,289.00	\$ 861,284.00	\$ 227,480.00	\$ 73,700.00	\$ 11,008,753.00
3490	Western School Corp	\$ 15,703,643.00	\$ 987,292.00	\$ 227,250.00	\$ 124,300.00	\$ 17,042,485.00
8355	Western Wayne Schools	\$ 4,965,381.00	\$ 539,144.00	\$ 249,360.00	\$ 40,400.00	\$ 5,794,285.00
3030	Westfield-Washington Schools	\$ 49,025,966.00	\$ 4,538,188.00	\$ 1,111,680.00	\$ 359,400.00	\$ 55,035,234.00
4525	Westview School Corporation	\$ 12,495,686.00	\$ 1,048,292.00	\$ 162,420.00	\$ 41,800.00	\$ 13,748,198.00
2980	White River Valley Sch Dist	\$ 4,907,193.00	\$ 426,352.00	\$ 219,090.00	\$ 31,900.00	\$ 5,584,535.00
4760	Whiting School City	\$ 7,495,604.00	\$ 542,624.00	\$ 197,960.00	\$ 38,900.00	\$ 8,275,088.00
4455	Whitko Community School Corp	\$ 7,625,642.00	\$ 1,073,528.00	\$ 639,240.00	\$ 31,600.00	\$ 9,370,010.00
8665	Whitley Co Cons Schools	\$ 20,806,509.00	\$ 2,209,304.00	\$ 548,690.00	\$ 104,200.00	\$ 23,668,703.00
1910	Yorktown Community Schools	\$ 16,681,867.00	\$ 1,071,892.00	\$ 278,240.00	\$ 93,900.00	\$ 18,125,899.00
630	Zionsville Community Schools	\$ 41,731,043.00	\$ 3,608,396.00	\$ 148,080.00	\$ 360,800.00	\$ 45,848,319.00
	Statewide	\$ 6,395,545,727.00	\$ 589,529,564.00	\$ 133,134,060.00	\$ 30,644,800.00	\$ 7,148,854,151.00

## Appendix G: FY2017 to FY2021 Basic Plus Complexity Grant Totals per ADM by School Corporation

Corp	Corp Name	FY17 Basic + Complexity per Avg ADM	FY18 Basic + Complexity per Fall ADM	FY19 Basic + Complexity per Fall ADM	FY20 Basic per Avg. ADM	FY21 Basic per Avg. ADM
9545	21st Century Charter Sch of Gary	\$7,483.90	\$7,496.91	\$7,575.91	\$7,750.41	\$7,827.26
9970	Ace Preparatory Academy	\$6,464.33	\$6,452.56	\$6,531.56	\$6,673.30	\$6,741.51
0015	Adams Central Community Schools	\$5,439.78	\$5,518.96	\$5,597.96	\$5,789.27	\$5,945.92
5265	Alexandria Com School Corp	\$6,018.76	\$6,075.65	\$6,154.65	\$6,284.57	\$6,426.04
9065	Allegiant Preparatory Academy Charter School	\$0.00	\$0.00	\$7,551.85	\$7,816.85	\$7,987.39
5275	Anderson Community School Corp	\$6,749.56	\$6,844.32	\$6,923.32	\$7,077.35	\$7,148.59
9790	Anderson Preparatory Academy	\$6,221.90	\$6,314.53	\$6,393.53	\$6,538.98	\$6,700.76
9615	Andrew J Brown Academy	\$7,017.82	\$6,881.48	\$6,960.48	\$7,157.65	\$7,323.68
5470	Argos Community Schools	\$5,720.77	\$5,701.57	\$5,780.57	\$5,980.16	\$6,138.12
9685	Aspire Charter Academy	\$7,265.19	\$7,330.22	\$7,409.22	\$7,709.53	\$7,878.00
2435	Attica Consolidated Sch Corp	\$5,938.07	\$5,927.72	\$6,006.72	\$6,202.08	\$6,361.56
3315	Avon Community School Corp	\$5,452.52	\$5,525.68	\$5,604.68	\$5,780.05	\$5,936.67
9645	Avondale Meadows Academy	\$6,650.47	\$6,682.23	\$6,761.23	\$7,201.82	\$7,368.14
1315	Barr-Reeve Com Schools Inc	\$5,369.00	\$5,458.44	\$5,537.44	\$5,758.97	\$5,915.42
0365	Bartholomew Con School Corp	\$5,737.41	\$5,816.94	\$5,895.94	\$6,033.84	\$6,192.68
6895	Batesville Community Sch Corp	\$5,523.30	\$5,620.53	\$5,699.53	\$5,833.43	\$5,990.39
2260	Baugo Community Schools	\$5,723.60	\$5,686.36	\$5,765.36	\$5,903.48	\$6,060.72
5380	Beech Grove City Schools	\$6,277.46	\$6,377.88	\$6,456.88	\$6,610.15	\$6,771.87
9140	BELIEVE Circle City High School	\$0.00	\$0.00	\$0.00	\$0.00	\$7,540.53
0395	Benton Community School Corp	\$5,821.28	\$5,984.34	\$6,063.34	\$6,190.40	\$6,257.14
0515	Blackford County Schools	\$6,106.52	\$6,263.57	\$6,342.57	\$6,478.39	\$6,580.31
2920	Bloomfield School District	\$5,879.67	\$5,905.77	\$5,984.77	\$6,129.45	\$6,285.21
3405	Blue River Valley Schools	\$5,810.66	\$5,909.67	\$5,988.67	\$6,195.88	\$6,355.31
0935	Borden-Henryville School Corporation	\$0.00	\$0.00	\$0.00	\$0.00	\$6,039.01
5480	Bremen Public Schools	\$5,558.69	\$5,653.44	\$5,732.44	\$5,849.13	\$5,976.79
0670	Brown County School Corporation	\$5,905.86	\$5,936.92	\$6,015.92	\$6,141.49	\$6,236.35
3305	Brownsburg Community Sch Corp	\$5,406.16	\$5,526.39	\$5,605.39	\$5,744.01	\$5,900.03
3695	Brownstown Cnt Com Sch Corp	\$5,770.32	\$5,720.33	\$5,799.33	\$6,017.39	\$6,174.46
9620	Burriss Laboratory School	\$5,414.30	\$5,608.14	\$5,687.14	\$5,826.13	\$5,983.04
3455	C A Beard Memorial School Corp	\$5,947.62	\$5,981.51	\$6,060.51	\$6,187.48	\$6,273.36
9725	Canaan Community Academy	\$5,910.82	\$6,147.84	\$6,226.84	\$6,356.17	\$6,496.80
6340	Cannelton City Schools	\$6,664.27	\$6,583.14	\$6,662.14	\$6,939.75	\$7,104.29
9880	Career Academy at South Bend	\$6,191.11	\$5,999.56	\$6,078.56	\$6,206.10	\$6,324.77
9965	Career Academy Middle School	\$6,421.14	\$6,310.63	\$6,389.63	\$6,526.93	\$6,630.06
3060	Carmel Clay Schools	\$5,220.00	\$5,367.14	\$5,446.14	\$5,634.14	\$5,789.55
9755	Carpe Diem - Meridian Campus	\$6,419.36	\$0.00	\$0.00	\$0.00	\$0.00
9710	Carpe Diem Northwest	\$7,465.85	\$6,513.77	\$0.00	\$0.00	\$0.00
9630	Carpe Diem Shadeland	\$6,985.61	\$0.00	\$0.00	\$0.00	\$0.00
0750	Carroll Consolidated Sch Corp	\$5,771.73	\$5,715.38	\$5,794.38	\$5,913.00	\$6,060.58
2650	Caston School Corporation	\$5,687.86	\$5,796.77	\$5,875.77	\$6,060.46	\$6,218.97
4205	Center Grove Com Sch Corp	\$5,367.23	\$5,487.46	\$5,566.46	\$5,753.86	\$5,909.93
8360	Centerville-Abington Com Schs	\$5,756.16	\$5,839.24	\$5,918.24	\$6,040.75	\$6,194.35
6055	Central Noble Com School Corp	\$5,579.57	\$5,737.67	\$5,816.67	\$5,946.22	\$6,103.59
9445	Charles A Tindley Accelerated Schl	\$5,980.18	\$5,986.11	\$6,065.11	\$6,318.88	\$6,479.16
9310	Charter School of the Dunes	\$6,949.51	\$7,405.60	\$7,484.60	\$7,656.24	\$7,739.89
9380	Christel House Academy	\$6,589.95	\$6,382.12	\$6,461.12	\$6,600.66	\$0.00
9395	Christel House Academy West	\$6,929.70	\$6,808.93	\$6,887.93	\$7,040.85	\$7,113.33
9150	Circle City Preparatory Academy	\$0.00	\$7,404.88	\$7,483.89	\$7,655.51	\$7,733.07
4145	Clark-Pleasant Com School Corp	\$5,712.28	\$5,754.30	\$5,833.30	\$5,953.15	\$6,101.92
1000	Clarksville Com School Corp	\$6,224.73	\$6,090.86	\$6,169.86	\$6,300.27	\$6,091.40
1125	Clay Community Schools	\$6,031.50	\$6,113.16	\$6,192.16	\$6,323.26	\$6,452.16
1150	Clinton Central School Corp	\$5,768.20	\$5,888.43	\$5,967.43	\$6,091.49	\$6,158.33
1160	Clinton Prairie School Corp	\$5,802.17	\$5,875.34	\$5,954.34	\$6,096.23	\$6,254.99
6750	Cloverdale Community Schools	\$6,135.54	\$6,134.39	\$6,213.39	\$6,345.16	\$6,474.64
9320	Community Montessori Inc	\$5,519.76	\$5,462.34	\$5,541.34	\$5,682.32	\$5,838.24
1170	Community Schools of Frankfort	\$6,273.57	\$6,186.42	\$6,265.42	\$6,398.82	\$6,467.49
2270	Concord Community Schools	\$5,917.90	\$5,878.17	\$5,957.17	\$6,080.90	\$6,283.86
2440	Covington Community Sch Corp	\$5,723.25	\$5,720.68	\$5,799.68	\$5,918.48	\$6,066.09
1900	Cowan Community School Corp	\$5,699.19	\$5,984.34	\$6,063.34	\$6,200.62	\$6,360.09
1300	Crawford Co Com School Corp	\$6,050.61	\$6,080.25	\$6,159.25	\$6,314.87	\$6,474.17
5855	Crawfordsville Com Schools	\$6,145.81	\$6,155.98	\$6,234.98	\$6,356.44	\$6,472.97
3710	Crothersville Community Schools	\$5,871.53	\$6,033.18	\$6,112.18	\$6,240.77	\$6,391.48
4660	Crown Point Community Sch Corp	\$5,462.07	\$5,560.72	\$5,639.72	\$5,788.90	\$5,945.40
5455	Culver Community Schools Corp	\$6,070.43	\$6,095.11	\$6,174.11	\$6,300.28	\$6,397.70
1940	Daleville Community Schools	\$5,728.56	\$5,870.38	\$5,949.38	\$6,110.10	\$6,268.95
9920	Damar Charter Academy	\$6,961.55	\$6,912.97	\$6,991.97	\$7,429.58	\$7,597.47
3325	Danville Community School Corp	\$5,516.57	\$5,598.94	\$5,677.94	\$5,817.37	\$5,973.35



## Appendix G: FY2017 to FY2021 Basic Plus Complexity Grant Totals per ADM by School Corporation

Corp	Corp Name	FY17 Basic + Complexity per Avg ADM	FY18 Basic + Complexity per Fall ADM	FY19 Basic + Complexity per Fall ADM	FY20 Basic per Avg. ADM	FY21 Basic per Avg. ADM
1655	Decatur County Com Schools	\$5,814.20	\$5,872.15	\$5,951.15	\$6,074.70	\$6,192.96
1835	DeKalb Co Ctl United Sch Dist	\$5,685.03	\$5,777.66	\$5,856.66	\$5,976.88	\$6,089.10
1805	DeKalb Co Eastern Com Sch Dist	\$5,828.00	\$5,837.47	\$5,916.47	\$6,038.93	\$6,173.40
1875	Delaware Community School Corp	\$5,760.06	\$5,826.50	\$5,905.50	\$6,114.85	\$6,272.92
0755	Delphi Community School Corp	\$5,775.98	\$5,800.31	\$5,879.31	\$6,033.09	\$6,191.41
9870	Discovery Charter School	\$5,425.27	\$5,539.49	\$5,618.49	\$5,731.60	\$5,881.61
9795	Dr Robert H Faulkner Academy	\$6,640.56	\$6,924.65	\$7,003.65	\$0.00	\$0.00
9950	Dugger Ch Sch	\$6,068.66	\$6,475.91	\$6,554.91	\$6,697.39	\$6,766.80
6470	Duneland School Corporation	\$5,553.02	\$5,658.40	\$5,737.40	\$5,854.24	\$6,003.76
8690	Dynamic Minds Academy	\$0.00	\$0.00	\$0.00	\$5,838.54	\$5,995.54
0255	East Allen County Schools	\$5,992.92	\$6,118.47	\$6,197.47	\$6,345.16	\$6,505.18
9595	East Chicago Lighthouse Charter	\$7,060.64	\$7,380.47	\$7,459.47	\$7,630.33	\$7,707.71
9555	East Chicago Urban Enterprise Acad	\$6,916.60	\$6,906.96	\$6,985.96	\$7,141.96	\$7,216.00
2725	East Gibson School Corporation	\$5,684.68	\$5,878.17	\$5,957.17	\$6,176.53	\$6,334.74
6060	East Noble School Corp	\$5,805.71	\$5,895.16	\$5,974.16	\$6,091.26	\$6,189.96
6510	East Porter County School Corp	\$5,370.06	\$5,511.17	\$5,590.17	\$5,731.23	\$6,187.31
8215	East Washington School Corp	\$5,926.74	\$5,967.00	\$6,046.00	\$6,169.54	\$6,272.55
2815	Eastbrook Community Sch Corp	\$5,723.25	\$5,808.45	\$5,887.45	\$6,098.06	\$6,256.28
2940	Eastern Greene Schools	\$5,912.94	\$5,928.42	\$6,007.42	\$6,132.73	\$6,259.03
3145	Eastern Hancock Co Com Sch Corp	\$5,579.21	\$5,714.31	\$5,793.31	\$5,911.91	\$6,031.53
3480	Eastern Howard School Corp	\$5,642.92	\$5,738.02	\$5,817.02	\$5,982.35	\$6,140.33
6620	Eastern Pulaski Com Sch Corp	\$5,790.85	\$5,931.25	\$6,010.25	\$6,135.30	\$6,202.80
4215	Edinburgh Community Sch Corp	\$6,098.74	\$6,124.84	\$6,203.84	\$6,335.31	\$6,403.29
2305	Elkhart Community Schools	\$6,249.50	\$6,224.99	\$6,303.99	\$6,430.31	\$6,514.23
5280	Elwood Community School Corp	\$6,327.00	\$6,364.78	\$6,443.78	\$6,582.78	\$6,679.08
5910	Eminence Community School Corp	\$5,891.00	\$5,990.71	\$6,069.71	\$6,196.97	\$6,264.54
9365	Enlace Academy	\$7,152.30	\$0.00	\$0.00	\$0.00	\$0.00
7995	Evansville Vanderburgh Sch Corp	\$6,178.72	\$6,272.77	\$6,351.77	\$6,484.30	\$6,596.08
2155	Fairfield Community Schools	\$5,391.65	\$5,483.57	\$5,562.57	\$5,679.58	\$5,835.28
2395	Fayette County School Corp	\$6,271.80	\$6,294.71	\$6,373.71	\$6,510.51	\$6,579.80
0370	Flat Rock-Hawcreek School Corp	\$5,725.73	\$5,863.66	\$5,942.66	\$6,065.94	\$6,132.61
0235	Fort Wayne Community Schools	\$6,430.34	\$6,478.03	\$6,557.03	\$6,699.58	\$6,769.45
4225	Franklin Community School Corp	\$5,763.95	\$5,807.39	\$5,886.39	\$6,051.34	\$6,208.21
2475	Franklin County Com Sch Corp	\$5,887.46	\$5,860.12	\$5,939.12	\$6,080.21	\$6,243.54
5310	Franklin Township Com Sch Corp	\$5,652.82	\$5,692.02	\$5,771.02	\$5,917.38	\$6,073.39
5245	Frankton-Lapel Community Schs	\$5,656.72	\$5,734.84	\$5,813.84	\$5,947.38	\$6,107.19
7605	Fremont Community Schools	\$5,806.06	\$5,795.36	\$5,874.36	\$5,995.49	\$6,113.13
8525	Frontier School Corporation	\$5,445.44	\$5,613.45	\$5,692.45	\$5,868.84	\$6,024.67
1820	Garrett-Keyser-Butler Com	\$5,865.52	\$5,866.49	\$5,945.49	\$6,068.86	\$6,171.06
4690	Gary Community School Corp	\$7,185.92	\$7,455.15	\$7,534.15	\$7,703.51	\$7,790.79
9535	Gary Lighthouse Charter School	\$7,127.88	\$7,375.52	\$7,454.52	\$7,625.22	\$7,778.08
9885	Gary Middle College	\$6,562.35	\$6,377.88	\$6,456.88	\$6,596.28	\$6,666.58
9070	Gary Middle College West	\$0.00	\$0.00	\$6,359.20	\$6,586.79	\$6,748.92
9665	Geist Montessori Academy	\$5,385.28	\$5,508.34	\$5,587.34	\$5,729.41	\$5,885.65
8970	GEO Next Generation Academy - Indianapolis	\$0.00	\$0.00	\$0.00	\$0.00	\$7,405.91
2315	Goshen Community Schools	\$6,158.19	\$5,919.82	\$5,998.82	\$6,119.84	\$6,185.67
1010	Greater Clark County Schools	\$5,951.52	\$5,968.41	\$6,047.41	\$6,172.17	\$6,329.73
2120	Greater Jasper Con Schs	\$5,443.67	\$5,533.12	\$5,612.12	\$5,781.60	\$5,938.07
6755	Greencastle Community Sch Corp	\$5,885.69	\$5,956.73	\$6,035.73	\$6,184.93	\$6,344.29
3125	Greenfield-Central Com Schools	\$5,685.03	\$5,782.97	\$5,861.97	\$5,982.53	\$6,135.85
1730	Greensburg Community Schools	\$5,988.68	\$5,953.20	\$6,032.20	\$6,151.59	\$6,315.53
4245	Greenwood Community Sch Corp	\$5,858.44	\$5,904.00	\$5,983.00	\$6,109.37	\$6,266.70
4700	Griffith Public Schools	\$5,903.39	\$6,049.10	\$6,128.10	\$6,257.20	\$6,360.86
7610	Hamilton Community Schools	\$5,672.29	\$5,683.17	\$5,762.17	\$5,886.72	\$6,044.04
3025	Hamilton Heights School Corp	\$5,538.16	\$5,656.27	\$5,735.27	\$5,903.15	\$6,059.02
3005	Hamilton Southeastern Schools	\$5,271.32	\$5,399.34	\$5,478.34	\$5,663.34	\$5,818.61
9705	Hammond Academy of Science & Tech	\$6,007.43	\$6,033.53	\$6,112.53	\$6,452.11	\$6,611.79
4580	Hanover Community School Corp	\$5,480.83	\$5,559.31	\$5,638.31	\$5,812.29	\$5,969.44
9990	Heritage Inst of Arts and Tech	\$6,499.00	\$6,776.37	\$6,855.37	\$7,329.20	\$7,496.40
9650	Herron Charter	\$5,590.54	\$0.00	\$0.00	\$0.00	\$0.00
8990	HIM by HER Collegiate School for the Arts	\$0.00	\$0.00	\$0.00	\$0.00	\$7,802.90
9805	Hoosier Academy - Indianapolis	\$5,597.26	\$6,032.47	\$6,111.47	\$6,691.18	\$6,837.31
9865	Hoosier Academy Virtual	\$5,481.65	\$5,823.33	\$0.00	\$0.00	\$0.00
9655	Hope Academy	\$5,431.28	\$5,980.81	\$6,059.81	\$6,570.00	N/A
9651	Hope Academy	\$0.00	\$0.00	\$0.00	\$0.00	\$5,282.76
3625	Huntington Co Com Sch Corp	\$5,868.35	\$5,906.13	\$5,985.13	\$6,110.47	\$6,268.80
9850	Imagine Life Sciences Acad - West	\$0.00	\$0.00	\$0.00	\$0.00	\$0.00

Note that tuition support calculations for school corporations 5385 and 4690 may include innovation network charter schools as well as turnaround academies.

## Appendix G: FY2017 to FY2021 Basic Plus Complexity Grant Totals per ADM by School Corporation

Corp	Corp Name	FY17 Basic + Complexity per Avg ADM	FY18 Basic + Complexity per Fall ADM	FY19 Basic + Complexity per Fall ADM	FY20 Basic per Avg. ADM	FY21 Basic per Avg. ADM
9625	IN Acad for Sci Math Humanities	\$5,326.17	\$5,434.02	\$5,513.02	\$5,631.22	\$5,780.02
9505	IN Agriculture and Technology Ch School	\$0.00	\$0.00	\$5,624.15	\$5,828.69	\$5,982.11
9905	IN Connections Academy	\$5,339.38	\$5,382.01	\$5,453.11	\$5,351.63	\$5,487.74
9035	IN Connections Career Academy HS Virtual Charter School	\$0.00	\$5,286.47	\$5,357.56	\$5,265.49	\$5,401.01
9490	Indiana College Preparatory School	\$7,161.50	\$7,137.70	\$0.00	\$0.00	\$0.00
9785	Indiana Math and Science Academy	\$6,757.35	\$6,617.47	\$6,696.47	\$6,843.39	\$6,915.38
9375	Indiana Math and Science Academy South	\$7,243.25	\$0.00	\$0.00	\$0.00	\$0.00
9895	Indiana Math Science Academy	\$6,733.64	\$6,599.42	\$6,678.42	\$7,051.80	\$7,214.72
9155	Indiana Virtual Pathways Academy	\$0.00	\$5,528.17	\$5,599.27	\$0.00	\$0.00
9890	Indiana Virtual School	\$5,856.78	\$5,518.97	\$5,590.07	\$0.00	\$0.00
9780	Indianapolis Acad of Excel -Chlng Fnd Aca	\$7,265.20	\$7,155.39	\$7,234.39	\$0.00	\$0.00
9770	Indianapolis Lighthouse East	\$7,463.73	\$7,259.44	\$7,338.44	\$0.00	\$0.00
9670	Indianapolis Metropolitan High Sch	\$7,123.63	\$7,042.50	\$7,121.50	\$7,281.75	\$7,333.96
5385	Indianapolis Public Schools	\$6,971.81	\$6,934.56	\$7,018.52	\$7,175.41	\$7,248.65
9575	Indpls Lighthouse Charter School	\$7,238.65	\$7,262.27	\$7,341.27	\$7,508.42	\$7,584.97
9120	Insight School of IN	\$5,620.02	\$5,773.78	\$5,844.88	\$5,689.62	\$5,828.04
9735	Inspire Academy	\$6,729.03	\$7,001.80	\$7,080.80	\$7,239.78	\$7,372.35
8675	Invent Learning Hub	\$0.00	\$0.00	\$0.00	\$8,019.42	\$8,191.35
9330	Irvington Community School	\$6,090.60	\$6,098.29	\$6,177.29	\$6,495.54	\$6,651.16
6900	Jac-Cen-Del Community Sch Corp	\$5,823.40	\$5,875.69	\$5,954.69	\$6,071.68	\$6,197.31
8940	James & Rosemary Phalen Leadership Academy High School	\$0.00	\$0.00	\$0.00	\$0.00	\$7,424.63
3945	Jay School Corp	\$5,931.34	\$5,930.55	\$6,009.55	\$6,133.99	\$6,208.94
4015	Jennings County Schools	\$6,116.79	\$6,105.02	\$6,184.02	\$6,314.87	\$6,382.48
7150	John Glenn School Corporation	\$5,749.79	\$5,690.96	\$5,769.96	\$5,927.60	\$6,085.20
9495	Joshua Academy	\$6,936.77	\$6,860.24	\$6,939.24	\$7,093.78	\$7,246.50
3785	Kankakee Valley School Corp	\$5,676.89	\$5,776.25	\$5,855.25	\$6,032.36	\$6,190.54
9400	KIPP Indpls College Preparatory	\$7,212.46	\$7,473.20	\$7,552.20	\$7,725.96	\$7,804.00
9410	KIPP Indy Unite Elementary	\$7,363.22	\$7,512.48	\$7,591.48	\$7,907.36	\$8,078.52
7525	Knox Community School Corp	\$6,158.90	\$6,225.34	\$6,304.34	\$6,438.97	\$6,508.06
3500	Kokomo-Center Twp Con Sch Corp	\$6,468.56	\$6,615.70	\$6,694.70	\$6,841.56	\$6,916.00
7855	Lafayette School Corporation	\$6,315.68	\$6,376.46	\$6,455.46	\$6,594.82	\$6,705.55
4615	Lake Central School Corp	\$5,379.61	\$5,518.25	\$5,597.25	\$5,768.83	\$5,925.11
4650	Lake Ridge Schools	\$7,006.14	\$7,066.92	\$7,145.92	\$7,306.94	\$7,382.11
4680	Lake Station Community Schools	\$6,536.16	\$6,626.67	\$6,705.67	\$6,852.88	\$6,924.22
4535	Lakeland School Corporation	\$5,849.59	\$5,751.12	\$5,830.12	\$6,006.19	\$6,164.05
3160	Lanesville Community School Corp	\$5,356.61	\$5,424.47	\$5,503.47	\$5,752.77	\$5,909.17
4945	LaPorte Community School Corp	\$6,015.57	\$6,125.19	\$6,204.19	\$6,333.93	\$6,419.17
1620	Lawrenceburg Com School Corp	\$5,947.27	\$5,993.54	\$6,072.54	\$6,199.89	\$6,299.14
0665	Lebanon Community School Corp	\$5,783.06	\$5,843.84	\$5,922.84	\$6,043.40	\$6,143.01
0815	Lew Cass School Corp	\$5,731.74	\$5,851.98	\$5,930.98	\$6,053.89	\$6,151.39
1895	Liberty-Perry Com School Corp	\$5,970.63	\$6,059.72	\$6,138.72	\$6,383.12	\$6,543.84
2950	Linton-Stockton School Corp	\$5,991.51	\$5,961.69	\$6,040.69	\$6,178.72	\$6,338.04
0875	Logansport Community Sch Corp	\$6,149.70	\$6,123.78	\$6,202.78	\$6,333.32	\$6,402.21
5525	Loogootee Community Sch Corp	\$5,726.08	\$5,787.92	\$5,866.92	\$5,982.59	\$6,101.33
8445	M S D Bluffton-Harrison	\$5,850.30	\$5,851.27	\$5,930.27	\$6,053.16	\$6,171.56
6460	M S D Boone Township	\$5,599.39	\$5,730.95	\$5,809.95	\$5,937.09	\$6,094.36
5300	M S D Decatur Township	\$6,152.89	\$6,207.65	\$6,286.65	\$6,449.92	\$6,609.61
5330	M S D Lawrence Township	\$6,139.44	\$6,203.40	\$6,282.40	\$6,407.87	\$6,552.92
5925	M S D Martinsville Schools	\$5,941.25	\$5,992.83	\$6,071.83	\$6,231.28	\$6,389.07
6590	M S D Mount Vernon	\$5,825.88	\$6,065.74	\$6,144.74	\$6,274.35	\$6,432.30
6600	M S D North Posey Co Schools	\$5,587.35	\$5,711.13	\$5,790.13	\$5,957.17	\$6,114.97
4860	M S D of New Durham Township	\$5,730.33	\$5,903.30	\$5,982.30	\$6,106.82	\$6,250.72
5350	M S D Pike Township	\$6,198.54	\$6,198.09	\$6,277.09	\$6,410.86	\$6,534.43
2960	M S D Shakamak Schools	\$6,044.95	\$6,201.28	\$6,280.28	\$6,429.84	\$6,590.88
0125	M S D Southwest Allen County	\$5,313.08	\$5,459.86	\$5,538.86	\$5,725.76	\$5,881.75
7615	M S D Steuben County	\$5,825.53	\$5,833.93	\$5,912.93	\$6,063.38	\$6,221.91
8050	M S D Wabash County Schools	\$5,760.41	\$5,931.25	\$6,010.25	\$6,135.65	\$6,260.50
8115	M S D Warren County	\$5,742.72	\$5,865.07	\$5,944.07	\$6,067.40	\$6,134.08
5360	M S D Warren Township	\$6,480.60	\$6,506.70	\$6,585.70	\$6,729.14	\$6,807.77
5370	M S D Washington Township	\$6,095.91	\$6,126.61	\$6,205.61	\$6,337.13	\$6,445.40
5375	M S D Wayne Township	\$6,468.92	\$6,422.11	\$6,501.11	\$6,625.65	\$6,700.06
5615	Maconaquah School Corp	\$6,076.44	\$6,111.39	\$6,190.39	\$6,321.44	\$6,464.35
3995	Madison Consolidated Schools	\$5,975.58	\$6,041.67	\$6,120.67	\$6,249.53	\$6,332.16
2825	Madison-Grant United Sch Corp	\$5,874.37	\$6,045.92	\$6,124.92	\$6,256.83	\$6,416.69
8045	Manchester Community Schools	\$5,868.70	\$5,813.41	\$5,892.41	\$6,046.96	\$6,205.05
9915	Marion Academy	\$6,857.50	\$6,855.29	\$6,934.29	\$0.00	\$0.00
2865	Marion Community Schools	\$6,691.87	\$6,926.77	\$7,005.77	\$7,162.40	\$7,282.28

## Appendix G: FY2017 to FY2021 Basic Plus Complexity Grant Totals per ADM by School Corporation

Corp	Corp Name	FY17 Basic + Complexity per Avg ADM	FY18 Basic + Complexity per Fall ADM	FY19 Basic + Complexity per Fall ADM	FY20 Basic per Avg. ADM	FY21 Basic per Avg. ADM
9955	Mays Community Academy	\$5,765.01	\$6,236.32	\$6,315.32	\$6,450.28	\$6,531.35
3640	Medora Community School Corp	\$6,358.15	\$6,604.73	\$6,683.73	\$6,830.26	\$6,899.50
4600	Merrillville Community School	\$6,130.94	\$6,228.88	\$6,307.88	\$6,443.71	\$6,603.69
4925	Michigan City Area Schools	\$6,634.19	\$6,839.01	\$6,918.01	\$7,071.88	\$7,154.67
2275	Middlebury Community Schools	\$5,444.38	\$5,503.39	\$5,582.39	\$5,692.78	\$5,845.16
6910	Milan Community Schools	\$5,777.04	\$5,873.57	\$5,952.57	\$6,097.33	\$6,255.65
3335	Mill Creek Community Sch Corp	\$5,588.77	\$5,591.16	\$5,670.16	\$5,788.90	\$5,944.40
2855	Mississinewa Community School Corp	\$6,213.05	\$6,313.82	\$6,392.82	\$6,530.22	\$6,663.09
5085	Mitchell Community Schools	\$6,013.80	\$6,059.01	\$6,138.01	\$6,318.88	\$6,478.57
6820	Monroe Central School Corp	\$5,955.41	\$6,025.39	\$6,104.39	\$6,232.74	\$6,299.36
5740	Monroe County Com Sch Corp	\$5,744.84	\$5,877.46	\$5,956.46	\$6,101.34	\$6,259.01
5900	Monroe-Gregg School District	\$5,634.78	\$5,761.03	\$5,840.03	\$5,969.94	\$6,127.83
5930	Mooreville Con School Corp	\$5,771.73	\$5,845.26	\$5,924.26	\$6,052.43	\$6,210.40
3135	Mt Vernon Community Sch Corp	\$5,457.47	\$5,559.31	\$5,638.31	\$5,816.28	\$5,974.72
1970	Muncie Community Schools	\$6,761.24	\$6,975.26	\$7,054.26	\$7,212.40	\$7,309.74
9730	Neighbors New Vista High School	\$6,182.97	\$6,150.32	\$6,229.32	\$6,863.83	\$7,025.49
8305	Nettle Creek School Corp	\$5,740.59	\$5,795.71	\$5,874.71	\$5,995.86	\$6,141.04
2400	New Albany-Floyd Co Con Sch	\$5,858.09	\$5,948.60	\$6,027.60	\$6,152.11	\$6,307.25
3445	New Castle Community Sch Corp	\$6,284.54	\$6,309.93	\$6,388.93	\$6,526.20	\$6,637.40
9340	New Community School	\$5,906.93	\$0.00	\$0.00	\$0.00	\$0.00
4805	New Prairie United School Corp	\$5,682.55	\$5,735.90	\$5,814.90	\$5,934.03	\$6,033.02
9930	Nexus Academy of Indianapolis	\$6,061.94	\$6,225.72	\$0.00	\$0.00	\$0.00
4255	Nineveh-Hensley-Jackson United	\$5,603.63	\$5,625.84	\$5,704.84	\$5,847.46	\$6,044.16
3070	Noblesville Schools	\$5,452.16	\$5,530.29	\$5,609.29	\$5,790.36	\$5,946.52
0025	North Adams Community Schools	\$5,902.32	\$6,004.51	\$6,083.51	\$6,223.25	\$6,382.61
6375	North Central Parke Con Sch Corp	\$6,039.99	\$6,193.14	\$6,272.14	\$6,405.75	\$6,531.34
1375	North Daviess Com Schools	\$5,734.93	\$5,752.53	\$5,831.53	\$6,005.35	\$6,163.48
2735	North Gibson School Corp	\$6,001.42	\$6,165.54	\$6,244.54	\$6,377.28	\$6,472.45
3180	North Harrison Com School Corp	\$5,834.02	\$5,878.52	\$5,957.52	\$6,081.27	\$6,173.11
7515	North Judson-San Pierre Sch Corp	\$6,048.13	\$6,232.07	\$6,311.07	\$6,537.89	\$6,699.08
4315	North Knox School Corp	\$5,975.58	\$6,224.64	\$6,303.64	\$6,438.24	\$6,507.46
5075	North Lawrence Com Schools	\$5,910.11	\$5,942.58	\$6,021.58	\$6,147.33	\$6,301.95
5620	North Miami Community Schools	\$5,691.75	\$5,740.86	\$5,819.86	\$5,939.28	\$6,083.04
5835	North Montgomery Com Sch Corp	\$5,666.98	\$5,711.84	\$5,790.84	\$5,953.52	\$6,111.29
5945	North Newton School Corp	\$5,788.01	\$5,963.81	\$6,042.81	\$6,169.23	\$6,287.67
6715	North Putnam Community Schools	\$5,837.56	\$5,868.61	\$5,947.61	\$6,071.05	\$6,194.72
7385	North Spencer County Sch Corp	\$5,463.13	\$5,603.90	\$5,682.90	\$5,861.90	\$6,019.05
8010	North Vermillion Com Sch Corp	\$5,858.79	\$6,080.60	\$6,159.60	\$6,289.68	\$6,357.89
3295	North West Hendricks Schools	\$5,378.55	\$5,452.43	\$5,531.43	\$5,698.66	\$5,856.98
8515	North White School Corp	\$6,008.49	\$5,911.79	\$5,990.79	\$6,115.58	\$6,264.54
2040	Northeast Dubois Co Sch Corp	\$5,436.59	\$5,444.64	\$5,523.64	\$5,689.18	\$5,846.69
7645	Northeast School Corp	\$5,983.72	\$6,125.55	\$6,204.55	\$6,351.37	\$6,511.87
8375	Northeastern Wayne Schools	\$5,707.33	\$5,738.02	\$5,817.02	\$5,996.16	\$6,157.42
8435	Northern Wells Com Schools	\$5,520.11	\$5,616.28	\$5,695.28	\$5,810.80	\$5,960.82
0225	Northwest Allen County Schools	\$5,298.22	\$5,422.70	\$5,501.70	\$5,677.21	\$5,832.72
7350	Northwestern Con School Corp	\$5,662.38	\$5,718.91	\$5,797.91	\$5,931.25	\$6,088.88
3470	Northwestern School Corp	\$5,559.39	\$5,601.42	\$5,680.42	\$5,823.21	\$5,980.10
5625	Oak Hill United School Corp	\$5,761.47	\$5,851.63	\$5,930.63	\$6,053.53	\$6,158.18
9640	Options Charter Sch - Noblesville	\$5,812.79	\$5,758.90	\$5,837.90	\$5,582.35	\$0.00
9325	Options Charter School	\$5,715.11	\$5,514.36	\$5,593.36	\$5,480.63	\$5,709.03
7495	Oregon-Davis School Corp	\$6,051.32	\$6,160.94	\$6,239.94	\$6,372.54	\$6,507.46
6145	Orleans Community Schools	\$5,918.60	\$5,893.03	\$5,972.03	\$6,239.68	\$6,398.41
9030	Otwell Miller Academy Charter School	\$0.00	\$6,393.79	\$6,472.80	\$6,612.71	\$6,683.13
6155	Paoli Community School Corp	\$6,167.04	\$6,115.64	\$6,194.64	\$6,325.82	\$6,461.15
9165	Paramount Englewood	\$0.00	\$0.00	\$0.00	\$6,400.64	\$6,561.48
9060	Paramount School of Excellence II	\$0.00	\$0.00	\$6,932.52	\$7,178.09	\$7,344.26
9680	Paramount School of Excellence Inc	\$7,108.77	\$7,094.17	\$7,173.17	\$7,335.04	\$7,410.41
7175	Penn-Harris-Madison Sch Corp	\$5,502.06	\$5,596.46	\$5,675.46	\$5,804.23	\$5,960.42
6325	Perry Central Com Schools Corp	\$5,633.36	\$5,775.89	\$5,854.89	\$6,034.22	\$6,197.14
5340	Perry Township Schools	\$6,156.78	\$6,225.34	\$6,304.34	\$6,438.97	\$6,552.50
5635	Peru Community Schools	\$6,283.47	\$6,271.00	\$6,350.00	\$6,486.05	\$6,576.99
9045	Phalen Academy MS Charter School	\$0.00	\$7,206.00	\$7,285.00	\$7,449.45	\$7,558.32
9925	Phalen Ldrshp Acad - IN Inc	\$6,950.93	\$6,745.58	\$6,824.58	\$6,984.28	\$7,149.11
9000	Phalen Virtual Leadership Academy	\$0.00	\$0.00	\$0.00	\$0.00	\$6,490.26
6445	Pike County School Corp	\$5,826.24	\$5,865.07	\$5,944.07	\$6,091.12	\$6,249.57
9085	pilotED Schools	\$0.00	\$0.00	\$7,308.71	\$7,566.09	\$7,734.91
0775	Pioneer Regional School Corp	\$5,688.92	\$5,715.73	\$5,794.73	\$5,970.31	\$6,128.20

## Appendix G: FY2017 to FY2021 Basic Plus Complexity Grant Totals per ADM by School Corporation

Corp	Corp Name	FY17 Basic + Complexity per Avg ADM	FY18 Basic + Complexity per Fall ADM	FY19 Basic + Complexity per Fall ADM	FY20 Basic per Avg. ADM	FY21 Basic per Avg. ADM
3330	Plainfield Community Sch Corp	\$5,544.53	\$5,615.58	\$5,694.58	\$5,810.07	\$5,964.94
5485	Plymouth Community School Corp	\$5,854.55	\$5,810.22	\$5,889.22	\$6,010.82	\$6,158.93
6550	Portage Township Schools	\$5,990.09	\$6,064.67	\$6,143.67	\$6,273.26	\$6,398.51
6520	Porter Township School Corp	\$5,372.18	\$5,502.68	\$5,581.68	\$5,744.01	\$5,899.73
4515	Prairie Heights Com Sch Corp	\$5,710.51	\$5,772.35	\$5,851.35	\$6,013.38	\$6,171.24
8635	Purdue Polytech	\$0.00	\$0.00	\$0.00	\$6,460.50	\$6,608.90
8960	Purdue Polytechnic South Bend	\$0.00	\$0.00	\$0.00	\$0.00	\$6,234.33
6825	Randolph Central School Corp	\$6,064.41	\$6,079.89	\$6,158.89	\$6,288.95	\$6,437.63
6835	Randolph Eastern School Corp	\$6,178.72	\$6,229.95	\$6,308.95	\$6,443.71	\$6,525.72
6805	Randolph Southern School Corp	\$6,014.16	\$6,082.02	\$6,161.02	\$6,291.14	\$6,364.15
9690	Renaissance Academy Charter School	\$5,572.84	\$5,602.48	\$5,681.48	\$5,944.76	\$6,102.48
3815	Rensselaer Central School Corp	\$5,883.57	\$6,014.07	\$6,093.07	\$6,221.06	\$6,364.94
5705	Richland-Bean Blossom C S C	\$5,736.34	\$5,779.78	\$5,858.78	\$5,979.43	\$6,078.78
8385	Richmond Community Schools	\$6,572.61	\$6,685.77	\$6,764.77	\$6,913.83	\$6,986.02
6080	Rising Sun-Ohio Co Com	\$5,682.20	\$5,733.07	\$5,812.07	\$6,011.63	\$6,172.35
4590	River Forest Community Sch Corp	\$6,602.69	\$6,742.39	\$6,821.39	\$6,976.98	\$7,141.21
2645	Rochester Community Sch Corp	\$5,926.04	\$6,024.68	\$6,103.68	\$6,232.01	\$6,299.31
9875	Rock Creek Community Academy	\$5,463.13	\$5,593.99	\$5,672.99	\$5,997.32	\$6,153.98
9170	Rooted School Inc.	\$0.00	\$0.00	\$0.00	\$0.00	\$7,477.29
1180	Rossville Con School District	\$5,461.01	\$5,668.66	\$5,747.66	\$5,864.82	\$5,994.80
9465	Rural Community Schools Inc	\$6,219.06	\$6,305.33	\$6,384.33	\$6,521.46	\$6,601.17
6995	Rush County Schools	\$5,894.18	\$5,923.47	\$6,002.47	\$6,130.91	\$6,289.90
8205	Salem Community Schools	\$5,993.63	\$6,082.72	\$6,161.72	\$6,291.64	\$6,358.37
4670	School City of East Chicago	\$7,280.06	\$7,293.42	\$7,372.42	\$7,540.54	\$7,615.70
4710	School City of Hammond	\$6,717.00	\$6,663.83	\$6,742.83	\$6,889.76	\$6,960.98
4730	School City of Hobart	\$5,803.59	\$5,890.56	\$5,969.56	\$6,179.09	\$6,337.97
7200	School City of Mishawaka	\$6,221.19	\$6,308.16	\$6,387.16	\$6,524.38	\$6,658.69
4720	School Town of Highland	\$5,652.47	\$5,772.35	\$5,851.35	\$6,023.23	\$6,180.52
4740	School Town of Munster	\$5,335.02	\$5,433.67	\$5,512.67	\$5,726.85	\$5,882.45
5400	School Town of Speedway	\$6,108.65	\$6,182.52	\$6,261.52	\$6,394.80	\$6,463.73
7230	Scott County School District 1	\$6,344.70	\$6,272.06	\$6,351.06	\$6,487.15	\$6,605.21
7255	Scott County School District 2	\$6,012.39	\$6,109.27	\$6,188.27	\$6,319.25	\$6,391.39
9485	SE Neighborhood Sch of Excellence	\$7,050.02	\$7,107.97	\$7,186.97	\$7,349.28	\$7,423.40
9985	Seven Oaks Classical School	\$5,681.49	\$5,932.32	\$6,011.32	\$6,136.75	\$6,203.90
3675	Seymour Community Schools	\$5,925.33	\$5,929.13	\$6,008.13	\$6,133.46	\$6,200.52
7285	Shelby Eastern Schools	\$5,751.56	\$5,721.75	\$5,800.75	\$5,960.45	\$6,118.28
7365	Shelbyville Central Schools	\$6,003.54	\$6,017.61	\$6,096.61	\$6,224.71	\$6,344.43
3435	Shenandoah School Corporation	\$5,806.06	\$5,758.90	\$5,837.90	\$6,034.55	\$6,192.55
3055	Sheridan Community Schools	\$5,660.26	\$5,722.45	\$5,801.45	\$5,958.19	\$6,114.33
5520	Shoals Community School Corp	\$6,119.26	\$6,045.92	\$6,124.92	\$6,253.91	\$6,387.65
9315	Signature School Inc	\$6,178.72	\$6,272.77	\$6,351.77	\$6,487.88	\$6,597.50
0945	Silver Creek School Corporation	\$0.00	\$0.00	\$0.00	\$0.00	\$5,958.17
9760	Smith Academy for Excellence	\$6,681.26	\$7,140.88	\$7,219.89	\$7,383.22	\$7,458.94
8625	Smith-Green Community Schools	\$5,487.20	\$5,518.25	\$5,597.25	\$5,778.68	\$5,934.89
0035	South Adams Schools	\$5,761.12	\$5,843.84	\$5,922.84	\$6,044.83	\$6,203.17
7205	South Bend Community Sch Corp	\$6,518.46	\$6,639.41	\$6,718.41	\$6,866.02	\$6,958.24
4940	South Central Com School Corp	\$5,535.68	\$5,652.73	\$5,731.73	\$5,869.20	\$6,025.94
1600	South Dearborn Com School Corp	\$5,963.19	\$6,022.91	\$6,101.91	\$6,242.96	\$6,402.72
2765	South Gibson School Corp	\$5,489.68	\$5,632.56	\$5,711.56	\$5,849.49	\$6,006.14
3190	South Harrison Com Schools	\$5,865.52	\$5,914.62	\$5,993.62	\$6,108.09	\$6,259.84
3415	South Henry School Corp	\$5,877.20	\$5,862.95	\$5,941.95	\$6,088.20	\$6,246.90
4325	South Knox School Corp	\$5,529.67	\$5,672.20	\$5,751.20	\$5,906.22	\$6,064.30
5255	South Madison Com Sch Corp	\$5,616.02	\$5,625.13	\$5,704.13	\$5,875.39	\$6,033.41
5845	South Montgomery Com Sch Corp	\$5,755.81	\$5,793.23	\$5,872.23	\$5,993.30	\$6,090.90
5995	South Newton School Corp	\$6,060.52	\$6,120.59	\$6,199.59	\$6,345.16	\$6,505.62
6705	South Putnam Community Schools	\$5,757.22	\$5,789.34	\$5,868.34	\$5,989.29	\$6,103.58
6865	South Ripley Com Sch Corp	\$5,977.00	\$6,138.29	\$6,217.29	\$6,349.18	\$6,493.86
7445	South Spencer County Sch Corp	\$5,866.58	\$5,938.69	\$6,017.69	\$6,143.32	\$6,282.18
8020	South Vermillion Com Sch Corp	\$5,992.57	\$6,148.90	\$6,227.90	\$6,368.52	\$6,528.08
2100	Southeast Dubois Co Sch Corp	\$5,332.54	\$5,414.91	\$5,493.91	\$5,676.48	\$5,832.36
2455	Southeast Fountain School Corp	\$5,989.74	\$6,101.83	\$6,180.83	\$6,309.97	\$6,379.94
3115	Southern Hancock Co Com Sch Corp	\$5,398.72	\$5,555.41	\$5,634.41	\$5,780.87	\$5,937.47
8425	Southern Wells Com Schools	\$5,652.47	\$5,732.72	\$5,811.72	\$5,930.89	\$5,996.63
2110	Southwest Dubois Co Sch Corp	\$5,670.17	\$5,681.40	\$5,760.40	\$5,877.96	\$6,003.14
6260	Southwest Parke Com Sch Corp	\$6,211.63	\$6,250.83	\$6,329.83	\$6,465.25	\$6,560.38
7715	Southwest School Corp	\$5,953.29	\$5,990.00	\$6,069.00	\$6,203.91	\$6,362.66
7360	Southwestern Con Sch Shelby Co	\$5,692.46	\$5,748.29	\$5,827.29	\$5,944.68	\$6,084.73

## Appendix G: FY2017 to FY2021 Basic Plus Complexity Grant Totals per ADM by School Corporation

Corp	Corp Name	FY17 Basic + Complexity per Avg ADM	FY18 Basic + Complexity per Fall ADM	FY19 Basic + Complexity per Fall ADM	FY20 Basic per Avg. ADM	FY21 Basic per Avg. ADM
4000	Southwestern-Jefferson Co Con	\$6,070.43	\$6,159.17	\$6,238.17	\$6,369.06	\$6,437.08
6195	Spencer-Owen Community Schools	\$6,044.95	\$6,079.54	\$6,158.54	\$6,288.59	\$6,355.97
6160	Springs Valley Com School Corp	\$5,969.56	\$6,025.75	\$6,104.75	\$6,224.06	\$6,296.34
9980	Steel City Academy/Global Leadership Acad	\$7,113.72	\$7,345.08	\$7,424.08	\$7,706.61	\$7,875.36
9960	Success Academy Primary School	\$6,965.44	\$6,904.83	\$6,983.83	\$7,139.77	\$7,213.79
1560	Sunman-Dearborn Com Sch Corp	\$5,428.45	\$5,524.98	\$5,603.98	\$5,742.18	\$5,898.05
7775	Switzerland County School Corp	\$6,037.51	\$6,093.69	\$6,172.69	\$6,303.19	\$6,453.87
3460	Taylor Community School Corp	\$6,142.98	\$6,317.71	\$6,396.71	\$6,562.70	\$6,724.30
6350	Tell City-Troy Twp School Corp	\$5,917.90	\$5,958.15	\$6,037.15	\$6,173.28	\$6,335.88
9835	The Bloomington Project School	\$5,526.13	\$5,616.64	\$5,695.64	\$5,822.85	\$5,976.94
9460	Thea Bowman Leadership Academy	\$6,776.81	\$6,937.75	\$7,016.75	\$7,211.67	\$7,378.07
9740	Thurgood Marshall Leadership Academy	\$7,295.97	\$7,915.93	\$7,994.93	\$0.00	\$0.00
9350	Timothy L Johnson Academy	\$7,607.41	\$7,703.23	\$7,782.23	\$7,963.21	\$8,042.87
9195	Timothy L Johnson Leadership Academy MS	\$0.00	\$0.00	\$7,383.74	\$7,643.47	\$7,812.82
9940	Tindley Collegiate Academy	\$6,229.33	\$6,378.23	\$6,457.23	\$0.00	\$0.00
9425	Tindley Genesis Academy	\$7,110.18	\$6,583.85	\$6,662.85	\$6,808.71	\$6,922.37
9745	Tindley Preparatory Academy	\$6,253.04	\$6,302.85	\$0.00	\$0.00	\$0.00
9945	Tindley Renaissance Academy	\$6,434.59	\$6,554.47	\$6,633.47	\$0.00	\$0.00
9430	Tindley Summit Academy	\$6,738.24	\$6,972.78	\$7,051.78	\$7,209.85	\$7,286.19
7865	Tippecanoe School Corp	\$5,641.15	\$5,704.40	\$5,783.40	\$5,914.46	\$6,071.54
4445	Tippecanoe Valley School Corp	\$5,897.72	\$5,830.75	\$5,909.75	\$6,041.48	\$6,199.86
7945	Tipton Community School Corp	\$5,761.47	\$5,755.37	\$5,834.37	\$5,954.25	\$6,048.59
7935	Tri-Central Community Schools	\$5,702.02	\$5,738.73	\$5,817.73	\$5,959.72	\$6,117.54
8535	Tri-County School Corp	\$5,697.77	\$5,838.89	\$5,917.89	\$6,040.39	\$6,106.88
4645	Tri-Creek School Corporation	\$5,490.74	\$5,638.93	\$5,717.93	\$5,887.27	\$6,045.47
5495	Triton School Corporation	\$5,714.40	\$5,808.80	\$5,887.80	\$6,009.36	\$6,131.51
4915	Tri-Township Cons School Corp	\$5,669.81	\$5,833.22	\$5,912.22	\$6,077.98	\$6,236.61
8565	Twin Lakes School Corp	\$5,776.34	\$5,791.82	\$5,870.82	\$6,039.29	\$6,197.46
7950	Union Co/Clg Corner Joint Sch Dist	\$5,821.99	\$5,808.80	\$5,887.80	\$6,009.36	\$6,142.27
6795	Union School Corporation	\$6,175.53	\$6,434.15	\$6,513.15	\$6,013.04	\$6,343.70
6530	Union Township School Corp	\$5,469.15	\$5,632.92	\$5,711.92	\$5,827.96	\$5,976.42
7215	Union-North United School Corp	\$5,831.54	\$5,908.96	\$5,987.96	\$6,112.66	\$6,198.76
6560	Valparaiso Community Schools	\$5,590.89	\$5,648.84	\$5,727.84	\$5,855.70	\$6,012.32
9080	Vanguard Collegiate of Indianapolis	\$0.00	\$0.00	\$7,028.43	\$7,277.01	\$7,443.85
9360	Veritas Academy	\$6,572.96	\$0.00	\$0.00	\$0.00	\$0.00
8030	Vigo County School Corp	\$6,175.89	\$6,283.38	\$6,362.38	\$6,502.87	\$6,666.59
4335	Vincennes Community Sch Corp	\$6,224.02	\$6,374.34	\$6,453.34	\$6,592.63	\$6,681.02
9935	Vision Academy	\$7,143.45	\$7,175.57	\$7,254.57	\$7,418.99	\$7,494.93
8060	Wabash City Schools	\$6,055.92	\$6,151.03	\$6,230.03	\$6,362.32	\$6,512.83
2285	Wa-Nee Community Schools	\$5,500.29	\$5,533.82	\$5,612.82	\$5,776.41	\$5,942.47
8130	Warrick County School Corp	\$5,552.67	\$5,637.87	\$5,716.87	\$5,868.84	\$6,025.64
4415	Warsaw Community Schools	\$5,765.72	\$5,815.17	\$5,894.17	\$6,015.93	\$6,123.34
1405	Washington Com Schools	\$6,160.67	\$6,222.16	\$6,301.16	\$6,435.68	\$6,555.42
4345	Wawasee Community School Corp	\$5,714.40	\$5,800.66	\$5,879.66	\$6,000.97	\$6,083.00
1885	Wes-Del Community Schools	\$5,881.09	\$6,005.22	\$6,084.22	\$6,249.17	\$6,405.93
6630	West Central School Corp	\$5,904.45	\$5,965.23	\$6,044.23	\$6,170.69	\$6,250.94
0940	West Clark Community Schools	\$5,558.33	\$5,606.02	\$5,685.02	\$5,820.66	\$0.00
7875	West Lafayette Com School Corp	\$5,318.74	\$5,524.98	\$5,603.98	\$5,761.89	\$5,917.60
6065	West Noble School Corporation	\$6,100.86	\$5,914.51	\$5,993.51	\$6,114.37	\$6,179.91
8220	West Washington School Corp	\$6,060.52	\$6,071.04	\$6,150.04	\$6,279.83	\$6,411.83
0615	Western Boone Co Com Sch Dist	\$5,593.37	\$5,686.71	\$5,765.71	\$5,883.44	\$6,024.04
3490	Western School Corp	\$5,630.53	\$5,767.40	\$5,846.40	\$6,002.06	\$6,159.50
8355	Western Wayne Schools	\$5,936.30	\$5,954.26	\$6,033.26	\$6,159.38	\$6,273.38
3030	Westfield-Washington Schools	\$5,306.36	\$5,448.18	\$5,527.18	\$5,706.78	\$5,862.25
4525	Westview School Corporation	\$5,580.98	\$5,579.37	\$5,658.37	\$5,839.89	\$5,996.01
2980	White River Valley Sch Dist	\$6,032.91	\$6,131.21	\$6,210.21	\$6,341.88	\$6,410.44
4760	Whiting School City	\$6,179.43	\$6,178.63	\$6,257.63	\$6,390.79	\$6,458.94
4455	Whitko Community School Corp	\$5,728.91	\$5,807.39	\$5,886.39	\$6,018.61	\$6,177.81
8665	Whitley Co Cons Schools	\$5,607.53	\$5,627.96	\$5,706.96	\$5,842.56	\$5,999.57
9845	Xavier School of Excellence	\$6,814.32	\$6,976.32	\$0.00	\$0.00	\$0.00
1910	Yorktown Community Schools	\$5,685.74	\$5,858.35	\$5,937.35	\$6,068.49	\$6,226.90
0630	Zionsville Community Schools	\$5,152.76	\$5,314.76	\$5,393.76	\$5,591.44	\$5,746.49