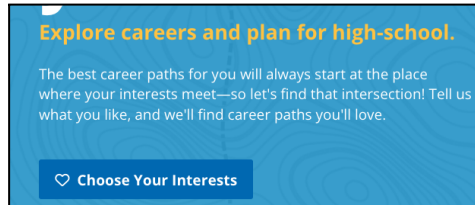
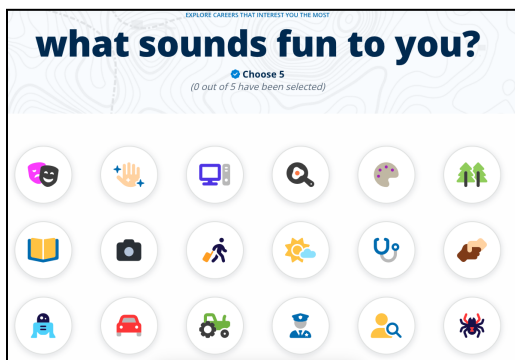


K5 User Guide


- To use the K5 section without having students log in, have your students go to <https://indianacareerexplorer.com/k5> and click **Choose Your Interests**. From there they can explore the careers they match with.



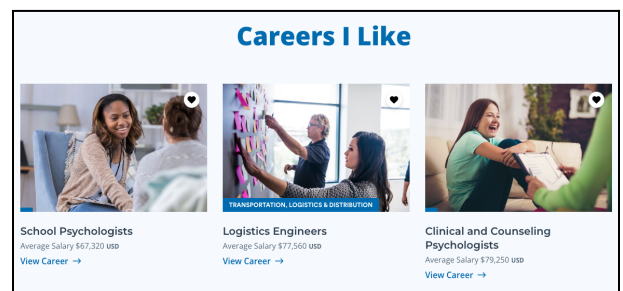
- Students should then pick 5 icons that align the most with things that interest them. To deselect an option, simply click the icon a second time and the check mark will disappear.



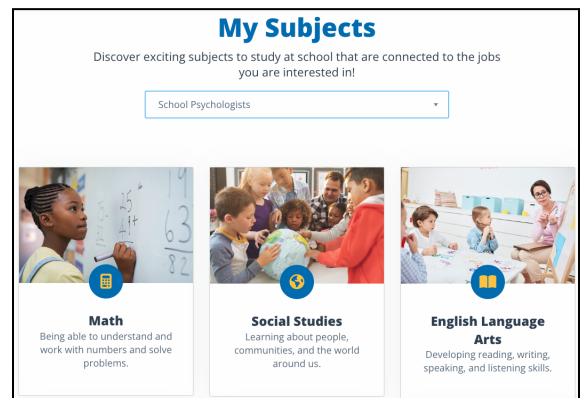
- Once the student picks 5, they can click **See Results** to see which 5 careers they matched the most with.



- The student may hover their cursor over each description or click **Learn More** to be brought into the career pathway page.
- To go further, have the student login or create an account, ensuring they pick the correct grade at registration. From there, they may take the same icon assessment. This will save to their account and also show on the Career Advisors dashboard to view the student's results.
- After a student is logged in and gets icon assessment results, they can favorite the careers they like the most! These will appear on their dashboard.



- Additionally, on their dashboard they will see subjects that relate most to their favorited careers. They can browse through the drop-down to look through the subjects for each.



- The career pathway pages will also have the subjects to do well in to be successful, which is specific to each career!