

# Choice Scholarship Program Annual Report

Participation and Payment Data

Prepared By



*Office of School Finance*

February 2019

# Table of Contents

---

<b>INDIANA SCHOOL CHOICE SCHOLARSHIP PROGRAM HISTORY</b> .....	<b>4</b>
<b>ELIGIBILITY</b> .....	<b>4</b>
STUDENT ELIGIBILITY CRITERIA .....	4
INCOME ELIGIBILITY CRITERIA.....	6
<b>PARTICIPATION</b> .....	<b>7</b>
STUDENT AND SCHOOL PARTICIPATION .....	7
PARTICIPATION BY GRADE LEVEL.....	8
PARTICIPATION BY GENDER .....	10
PARTICIPATION BY ETHNICITY.....	11
PARTICIPATION BY GEOGRAPHIC AREA.....	11
<b>TRACKS</b> .....	<b>12</b>
PARTICIPATION BY TRACK .....	12
PARTICIPATION BY PRIOR INDIANA PUBLIC SCHOOL ATTENDANCE .....	15
2017-2018 NEW CHOICE STUDENT PARTICIPATION BY TRACK AND PRIOR INDIANA PUBLIC SCHOOL ATTENDANCE .....	16
<b>SPECIAL EDUCATION</b> .....	<b>17</b>
<b>RETENTION</b> .....	<b>19</b>
PARTICIPANT RETENTION DURING THE SCHOOL YEAR.....	19
PARTICIPANT RETENTION BETWEEN SCHOOL YEARS .....	19
<b>AWARDS</b> .....	<b>19</b>
CALCULATION OF AWARD AMOUNT .....	19
AWARDS BY TYPE.....	20
AWARD AMOUNT BY TRACK.....	25
AWARD AMOUNT BY GRADE .....	26
AVERAGE QUALIFIED AWARD AMOUNT .....	27
AVERAGE ACTUAL AWARD AMOUNT .....	27
AWARDS BY SCHOOL CORPORATION OF LEGAL SETTLEMENT .....	28
AWARDS BY PARTICIPATING CHOICE SCHOOL .....	29
<b>CHOICE SCHOLARSHIP PAYMENTS</b> .....	<b>30</b>
<b>ADDITIONAL INFORMATION</b> .....	<b>30</b>
<b>APPENDIX A: CHOICE SCHOLARSHIP STUDENTS BY SCHOOL CORPORATION OF LEGAL SETTLEMENT</b> .....	<b>31</b>

<b>APPENDIX B: CHOICE SCHOLARSHIP STUDENT COUNT BY CHOICE SCHOOL .....</b>	<b>39</b>
<b>APPENDIX C: CHOICE SCHOLARSHIP AWARD AMOUNTS BY CHOICE SCHOOL .....</b>	<b>49</b>
<b>APPENDIX D: CHOICE SCHOLARSHIP AWARD AMOUNTS BY CORPORATION OF LEGAL SETTLEMENT OF CHOICE STUDENTS .....</b>	<b>59</b>
<b>APPENDIX E: PUBLIC SCHOOL CORPORATION BASED ON CHOICE SCHOOL PHYSICAL LOCATION .....</b>	<b>67</b>

# INDIANA SCHOOL CHOICE SCHOLARSHIP PROGRAM HISTORY

---

This document is the 2019 update to the Choice Scholarship Program Annual Report, originally released on January 27, 2014. This version of the report reflects data from the 2016-2017, 2017-2018, and the 2018-2019 school years. Some 2018-2019 data will not be available until the end of the school year. This information will be reflected in the publishing of the 2020 update to the Choice Scholarship Program Annual Report. Choice data prior to the 2016-2017 school year is posted in the 2015-2016 and 2016-2017 Choice Scholarship Program Reports on our website at <https://www.in.gov/doe/students/indiana-choice-scholarship-program/>.

This report delivers an overview of the Indiana Choice Scholarship Program, passed into law as part of House Enrolled Act 1003-2011(Public Law 92-2011) which provides Choice Scholarships to students in households where income and eligibility requirements are met. The Program funding is used to help offset the cost of tuition and fees at participating Choice schools.

Information on the Choice Scholarship Program may be found in IC 20-51, 512 IAC 3, and 512 IAC 4 or by accessing information on the Indiana Department of Education (IDOE) website at the following link <https://www.in.gov/doe/students/indiana-choice-scholarship-program/>.

## ELIGIBILITY

---

To participate in the Choice Scholarship Program, a student must satisfy track and income eligibility requirements.

### STUDENT ELIGIBILITY CRITERIA

All students must satisfy the following two requirements:

1. Have legal settlement in Indiana; and
2. Be between the ages of five (5) and 22 no later than August 1 of the school year.

After satisfying the two requirements listed above, a student must satisfy the requirements for one of the eligibility tracks.

For the 2011-2012 school year, there were two eligibility tracks.

#### 1. **Two Semesters in Public School Track**

- a. The student was enrolled in 1<sup>st</sup> through 12<sup>th</sup> grade in a public school, including a charter school, in Indiana for at least two semesters immediately preceding the first semester for which the individual receives a Choice Scholarship;
- b. Beginning with the 2013-2014 school year, kindergarten attendance could satisfy the two semesters in public school requirement; and
- c. The student is a member of a household with an annual income equal to or below 150 percent of the amount to qualify for the Federal Free or Reduced Price Lunch Program.

## 2. Previous Scholarship Granting Organization (SGO) Award Track

- a. The student received an SGO Scholarship in a previous school year, including a school year that does not immediately precede the school year for which the student is applying for a Choice Scholarship. The eight approved Scholarship Granting Organizations (SGOs) are:
  - Elkhart County Community Foundation
  - Institute for Quality Education, Inc. (Formerly Educational Choice Charitable Trust)
  - School Scholarship Granting Organization of Northeast Indiana
  - Tuition Assistance Fund of Southwestern Indiana (Closed February 2013)
  - Sagamore Institute Scholarships for Education Choice
  - The Lutheran Scholarship Granting Organization of Indiana
  - LaGrange County Community Foundation, Inc.
  - Professional Athletes of Indiana

AND

- b. The student is a member of a household with an annual income equal to or below 150 percent of the amount to qualify for the Federal Free or Reduced Price Lunch Program.

For the 2012-2013 school year, a third track, the Previous Choice Scholarship Student Track, became applicable. The Previous Choice Scholarship Student Track was written into the original statute. However, because the 2011-2012 school year was the first year of the Choice Scholarship Program, no student could have met the criteria for this track prior to the 2012-2013 school year.

## 3. Previous Choice Scholarship Student Track (Previous Choice)

### a. 2012-2013 School Year

- The student received a Choice Scholarship in the previous school year.

### b. 2013-2014 School Year

- The student received a Choice Scholarship in a school year that does not immediately precede the school year for which the student is applying for a Choice Scholarship; or
- The student received a Choice Scholarship in the immediately preceding school year, but the student exited the Choice school prior to the end of the school year.

- c. The student is a member of a household with an annual income equal to or below 150 percent of the amount to qualify for the Federal Free or Reduced Price Lunch Program.

For the 2013-2014 school year, legislative changes increased the number of eligibility tracks to seven.

## 4. Continuing Choice Scholarship Student Track (Continuing Choice)

- a. The student received a Choice Scholarship in the school year that immediately precedes the school year for which the student is applying for a Choice Scholarship;
- b. The student is required to have remained enrolled at the Choice school for the entirety of the immediately preceding school year; and
- c. The student is a member of a household with an annual income equal to or below 200 percent of the amount to qualify for the Federal Free or Reduced Price Lunch Program.

## 5. **Special Education Track**

- a. The student has a disability that requires special education services;
- b. An Individualized Education Program (IEP) pursuant to IC 20-35 or a Service Plan (SP) pursuant to 511 IAC 7-34 has been developed for the student; and
- c. The student is a member of a household with an annual income equal to or below 200 percent of the amount to qualify for the Federal Free or Reduced Price Lunch Program.

## 6. **“F” Public School Track**

- a. The student would be required to attend a specific public school based on his/her residence that has been assigned an “F” grade;
- b. This track does not require prior attendance at the school; and
- c. The student is a member of a household with an annual income equal to or below 150 percent of the amount to qualify for the Federal Free or Reduced Price Lunch Program.

## 7. **Sibling Track**

- a. The sibling of the newly applying student received either a Choice Scholarship or an SGO scholarship in a preceding school year, including a school year that does not immediately precede the school year for which the student is applying for a Choice Scholarship;
- b. For purposes of the Choice Scholarship Program, the term “sibling” shall mean one of two or more individuals having one **or** both parents, guardians, or custodians in common. The term does not require a consanguineous (blood) relationship between the individuals; and
- c. The student is a member of a household with an annual income equal to or below 150 percent of the amount to qualify for the Federal Free or Reduced Price Lunch Program.

For the 2017-2018 school year, legislative changes increased the number of eligibility tracks to eight.

## 8. **Pre-K Track**

- a. The student received and used an Early Education Grant under IC 12-17.2-7.2 to attend Pre-K at an eligible Choice school;
- b. The student is applying for a Choice Scholarship at the same Choice school where they attended Pre-K with an Early Education Grant; and
- c. The student is a member of a household with annual income equal to or below 127 percent of the Federal poverty level (69 percent of the amount to qualify for the Federal Free or Reduced Lunch Price Program).

## **INCOME ELIGIBILITY CRITERIA**

The income criteria to participate in the Choice Scholarship Program shown in Table 1 are linked to the Federal Free or Reduced Price Lunch Program income guidelines. In order to qualify for the 90 percent Choice Scholarship award, a student must be a member of a household with an annual income equal to or less than 100 percent of the amount to qualify for the Federal Free or Reduced Price Lunch Program. To qualify for the 50 percent award, the student must be a member of a household with an annual income equal to or less than 150 percent of the amount to qualify for the Federal Free or Reduced Price Lunch Program.

Beginning with the 2013-2014 school year, income eligibility for the 50 percent award was expanded to 200 percent of the amount to qualify for the Federal Free or Reduced Price Lunch Program for students qualifying under the Continuing Choice and Special Education Tracks.

Beginning with the 2017-2018 school year, the Pre-K Track was added to the income eligibility table. For the Pre-K Track, students are able to receive a 90 percent award if their income is no more than 69 percent of the amount to qualify for the Federal Free or Reduced Price Lunch Program.

<b>Table 1. Choice Scholarship Program Income Limits by Household Size 2018-2019 School Year</b>				
	<b>69% of Reduced Lunch Eligibility</b>	<b>100% of Reduced Lunch Eligibility</b>	<b>150% of Reduced Lunch Eligibility</b>	<b>200% of Reduced Lunch Eligibility</b>
<b>Persons in Household</b>	<b>Annual household income limit for a "90%" Choice Scholarship<sup>1</sup></b>	<b>Annual household income limit for a "90%" Choice Scholarship<sup>2</sup></b>	<b>Annual household income limit for a "50%" Choice Scholarship<sup>3</sup></b>	<b>Annual household income limit for a "50%" Choice Scholarship<sup>4</sup></b>
1	\$15,418	\$22,459	\$33,689	\$44,918
2	\$20,904	\$30,451	\$45,677	\$60,902
3	\$26,391	\$38,443	\$57,665	\$76,886
4	\$31,877	\$46,435	\$69,653	\$92,870
5	\$37,363	\$54,427	\$81,641	\$108,854
6	\$42,850	\$62,419	\$93,629	\$124,838
7	\$48,336	\$70,411	\$105,617	\$140,822
8	\$53,823	\$78,403	\$117,605	\$156,806
9	\$59,309	\$86,395	\$129,593	\$172,790
10	\$64,795	\$94,387	\$141,581	\$188,774

Note: Income levels are determined in accordance with the Income Verification Rules document available at [www.doe.in.gov/choice](http://www.doe.in.gov/choice).

<sup>1</sup> For a household size of eleven (11) or more, add \$5,486 to the annual limit for each additional member for a "90%" scholarship.

<sup>2</sup> Add \$7,992 to the annual limit for each additional member for a "90%" scholarship.

<sup>3</sup> Add \$11,988 to the annual limit for each additional member for a "50%" scholarship.

<sup>4</sup> Add \$15,984 to the annual limit for each additional member for a "50%" scholarship.

## **PARTICIPATION**

### **STUDENT AND SCHOOL PARTICIPATION**

Last year, the 2017-2018 Choice Scholarship Program had 35,458 participating students and 318 participating schools. The 2018-2019 school year saw an increase in participating students to 36,290 and 329 participating schools, the most in the history of the Choice Scholarship Program for both categories. The change in student participation is illustrated in Table 2 and the change in school participation is illustrated in Table 3.

<b>Table 2. Student Participation</b>			
<b>Year</b>	<b>Student Count</b>	<b>Change from Previous Year</b>	<b>Percent Change from Previous Year</b>
<b>2016-2017</b>	34,299	1,613	4.93%
<b>2017-2018</b>	35,458	1,159	3.38%
<b>2018-2019</b>	36,290	832	2.35%

<b>Table 3. School Participation</b>			
<b>Year</b>	<b>School Count</b>	<b>Change from Previous Year</b>	<b>Percent Change from Previous Year</b>
<b>2016-2017</b>	313	-3	-0.95%
<b>2017-2018</b>	318	5	1.60%
<b>2018-2019</b>	329	11	3.46%

Non-public schools, consisting of Choice and non-Choice schools, accounted for 7.53 percent of statewide student enrollment for the 2018-2019 school year. This is a decrease of 0.02 percent from the 2017-2018 school year. Choice school enrollment increased 0.07 percent over the same time period. The largest increase in student enrollment was by public charter schools, which saw an increase of 0.24 percent from the 2017-2018 school year.

<b>Table 4a. Count of Statewide Student Enrollment by School Type</b>					
<b>Year</b>	<b>Traditional Public</b>	<b>Public Charter</b>	<b>Non-Public (Excluding Choice Students)*</b>	<b>Choice</b>	<b>Total</b>
<b>2016-2017</b>	1,004,693	44,444	49,968	34,299	<b>1,133,404</b>
<b>2017-2018</b>	1,005,287	48,465	50,612	35,458	<b>1,139,822</b>
<b>2018-2019</b>	1,004,113	51,172	49,664	36,290	<b>1,141,239</b>

\* Includes only accredited non-public schools that report to the Indiana Department of Education.

<b>Table 4b. Percent of Statewide Student Enrollment by School Type</b>					
<b>Year</b>	<b>Traditional Public</b>	<b>Public Charter</b>	<b>Non-Public (Excluding Choice Students)*</b>	<b>Choice</b>	<b>Total</b>
<b>2016-2017</b>	88.64%	3.92%	4.41%	3.03%	<b>100.00%</b>
<b>2017-2018</b>	88.20%	4.25%	4.44%	3.11%	<b>100.00%</b>
<b>2018-2019</b>	87.98%	4.49%	4.35%	3.18%	<b>100.00%</b>

\* Includes only accredited non-public schools that report to the Indiana Department of Education.

## **PARTICIPATION BY GRADE LEVEL**

For the first two years of the Choice Scholarship Program, kindergarten students were not eligible to participate. Beginning with the 2013-2014 school year, kindergarten students were eligible to participate. Although each grade cluster saw an increase in the count of students, only kindergarten saw an increase in terms of percentage. Tables 5a and 5b illustrate program participation by grade level cluster.

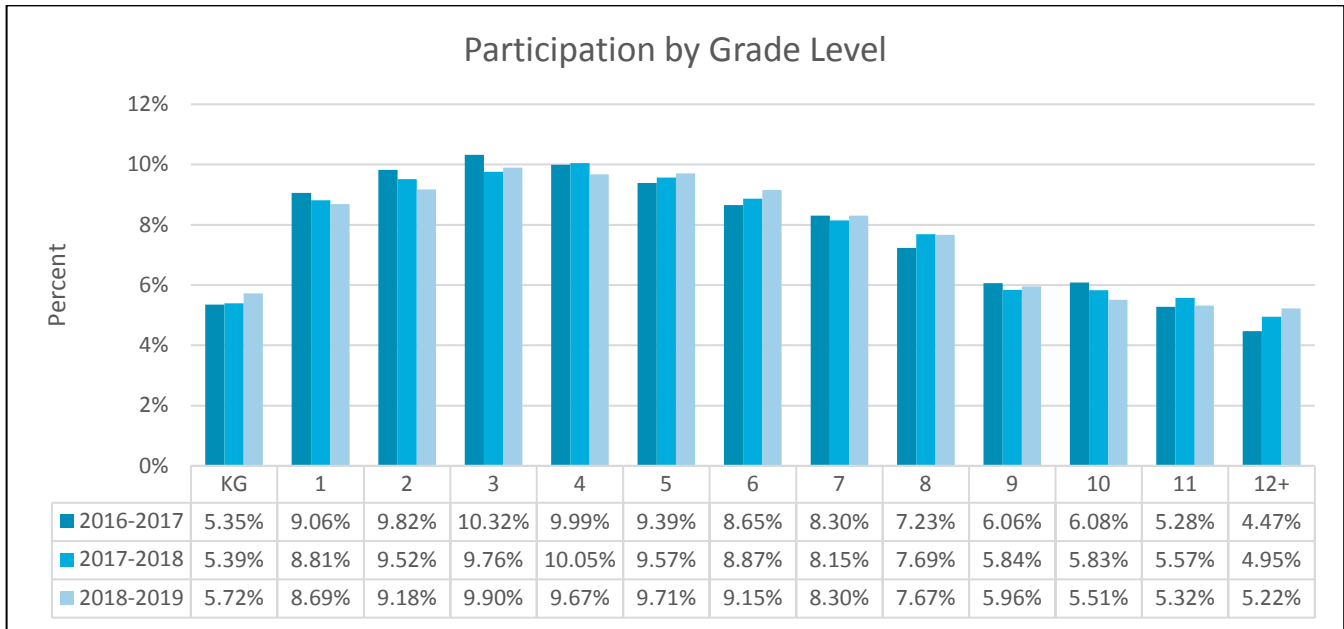


<b>Table 5a. Count of Participation by Grade Level Cluster</b>				
<b>Year</b>	<b>Kindergarten</b>	<b>Grades 1-8</b>	<b>Grades 9-12+</b>	<b>Total</b>
<b>2016-2017</b>	1,835	24,954	7,510	<b>34,299</b>
<b>2017-2018</b>	1,912	25,676	7,870	<b>35,458</b>
<b>2018-2019</b>	2,074	26,227	7,989	<b>36,290</b>

<b>Table 5b. Percent of Participation by Grade Level Cluster</b>				
<b>Year</b>	<b>Kindergarten</b>	<b>Grades 1-8</b>	<b>Grades 9-12+</b>	<b>Total</b>
<b>2016-2017</b>	5.35%	72.75%	21.90%	<b>100.00%</b>
<b>2017-2018</b>	5.39%	72.41%	22.20%	<b>100.00%</b>
<b>2018-2019</b>	5.72%	72.27%	22.01%	<b>100.00%</b>

The count of program participants by grade level, as well as the percent each grade level accounted for in terms of program enrollment in each year are detailed in Table 6. Much of the growth can be found in kindergarten and the middle school grade levels. The graph on the next page suggests that the kindergarten and middle school grade level participation could be attributed to students joining and/or continuing in the Choice Scholarship Program and contributing to the count of each grade as they progress to higher grade levels.

<b>Table 6. Participation by Grade Level</b>			
<b>Grade</b>	<b>2016-2017</b>	<b>2017-2018</b>	<b>2018-2019</b>
<b>KG</b>	1,835	1,912	2,074
<b>1</b>	3,107	3,124	3,152
<b>2</b>	3,368	3,375	3,330
<b>3</b>	3,540	3,461	3,593
<b>4</b>	3,426	3,562	3,511
<b>5</b>	3,221	3,392	3,524
<b>6</b>	2,967	3,145	3,321
<b>7</b>	2,845	2,889	3,013
<b>8</b>	2,480	2,728	2,783
<b>9</b>	2,079	2,070	2,164
<b>10</b>	2,087	2,069	2,000
<b>11</b>	1,812	1,977	1,931
<b>12+</b>	1,532	1,754	1,894
<b>Total</b>	<b>34,299</b>	<b>35,458</b>	<b>36,290</b>



## PARTICIPATION BY GENDER

Tables 7a and 7b provide data on the gender of participating Choice Scholarship students. In each year of the program, slightly more female students have participated than male students. The 2018-2019 school year is the second consecutive year that there has been a decrease in the percentage of female students and an increase in the percentage of male students.

<b>Table 7a. Count by Gender</b>			
<b>Year</b>	<b>Female</b>	<b>Male</b>	<b>Total</b>
<b>2016-2017</b>	17,495	16,804	<b>34,299</b>
<b>2017-2018</b>	18,037	17,421	<b>35,458</b>
<b>2018-2019</b>	18,349	17,941	<b>36,290</b>

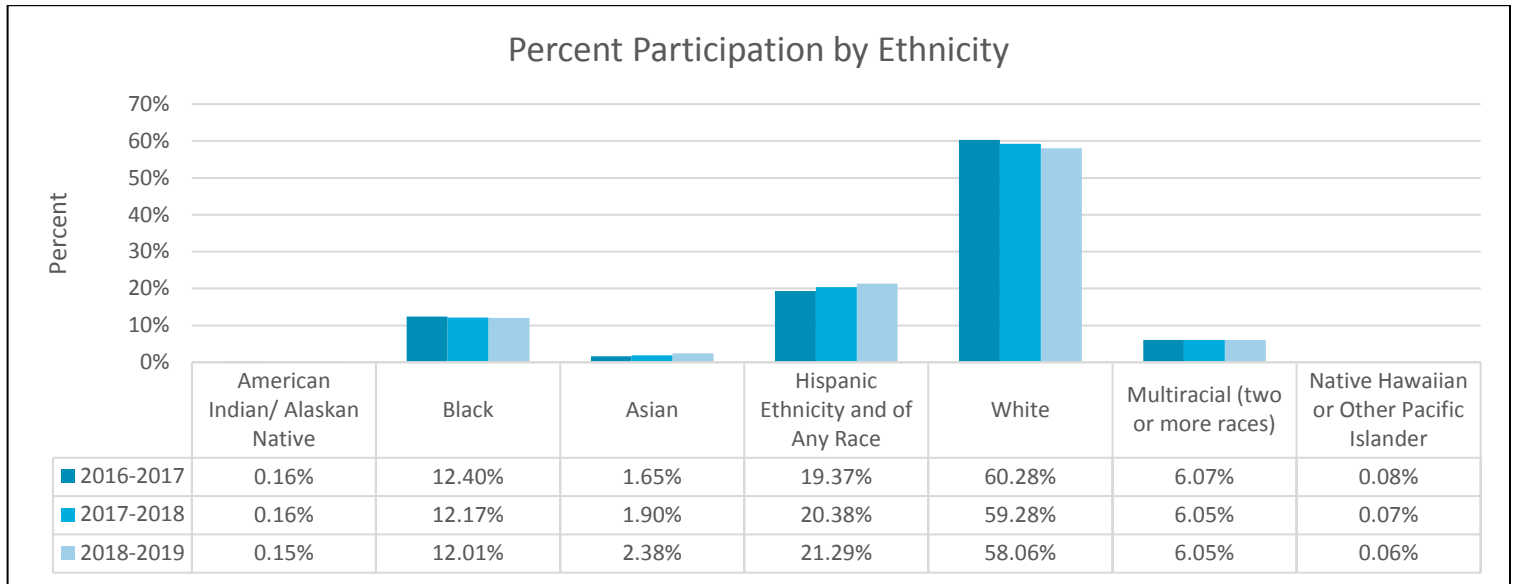
<b>Table 7b. Percent by Gender</b>			
<b>Year</b>	<b>Female</b>	<b>Male</b>	<b>Total</b>
<b>2016-2017</b>	51.01%	48.99%	<b>100.00%</b>
<b>2017-2018</b>	50.87%	49.13%	<b>100.00%</b>
<b>2018-2019</b>	50.56%	49.44%	<b>100.00%</b>

## PARTICIPATION BY ETHNICITY

Table 8 details the reported ethnicity of Choice Scholarship students since the 2016-2017 school year.

Table 8. Count by Ethnicity								
Year	American Indian/Alaskan Native	Black	Asian	Hispanic Ethnicity and of Any Race	White	Multiracial (two or more races)	Native Hawaiian or Other Pacific Islander	Total
2016-2017	55	4,252	565	6,644	20,676	2,081	26	34,299
2017-2018	56	4,316	672	7,225	21,018	2,146	25	35,458
2018-2019	54	4,359	862	7,727	21,070	2,196	22	36,290

The graph below depicts the percentage of participation by reported ethnicity of Choice Scholarship students. The participation of “Black” and “White” students have both decreased over the past three years of the Choice Scholarship Program as a percentage of participation. Meanwhile, “Asian” and “Hispanic Ethnicity and of Any Race”, have seen a yearly increase over the same timeframe.

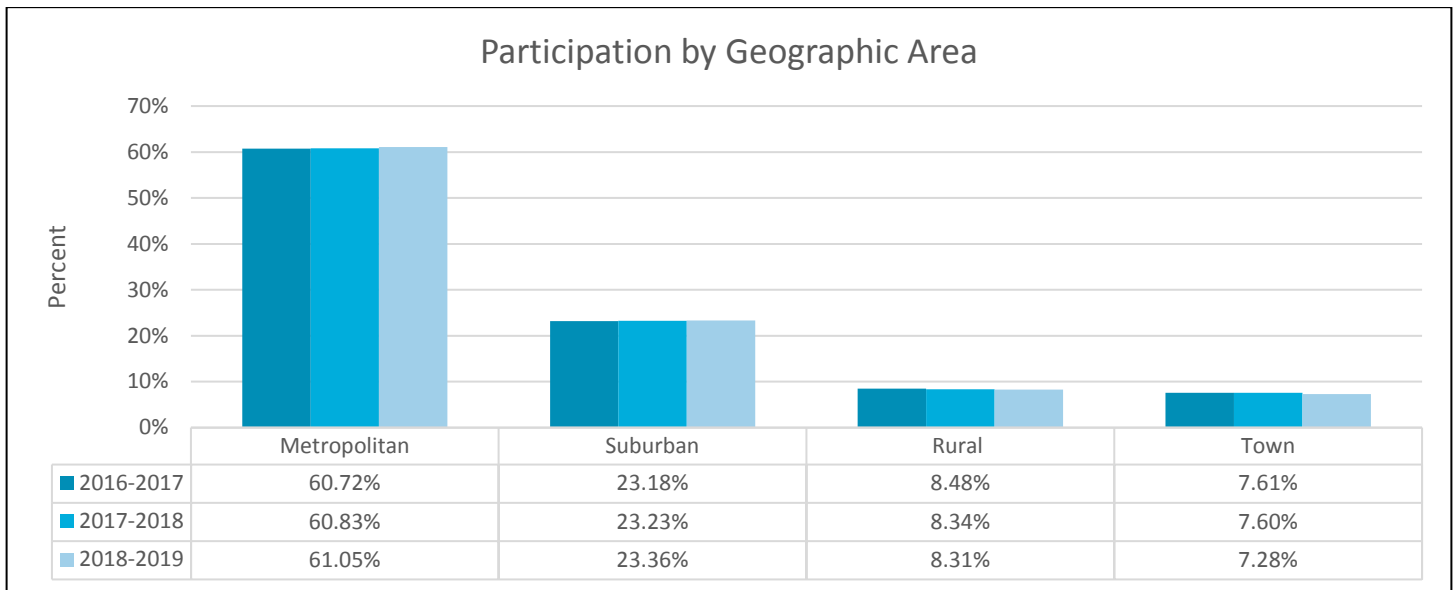


## PARTICIPATION BY GEOGRAPHIC AREA

Each public school corporation in Indiana is categorized as one of four geographic types – “Metropolitan”, “Suburban”, “Rural”, or “Town”. The geographic type of the public school corporation of legal settlement is used to determine the geographic area of each student participating in the Choice Scholarship Program, not the student’s address. As illustrated in Table 9, the count of students participating in each geographic area, except “Town”, has seen a yearly increase over the last three years of the Choice Scholarship Program.

Table 9. Count of Participation by Geographic Area					
Year	Metropolitan	Suburban	Rural	Town	Total
2016-2017	20,826	7,952	2,910	2,611	34,299
2017-2018	21,568	8,236	2,958	2,696	35,458
2018-2019	22,154	8,479	3,015	2,642	36,290

As illustrated in the graph below, the majority of Choice Scholarship students, 61.05 percent in 2018-2019, come from “Metropolitan” areas. “Rural” and “Town” areas have seen a decrease in percentage of participation over the past three years. During the same time period, “Suburban” areas have experienced yearly growth in percentage of participation.



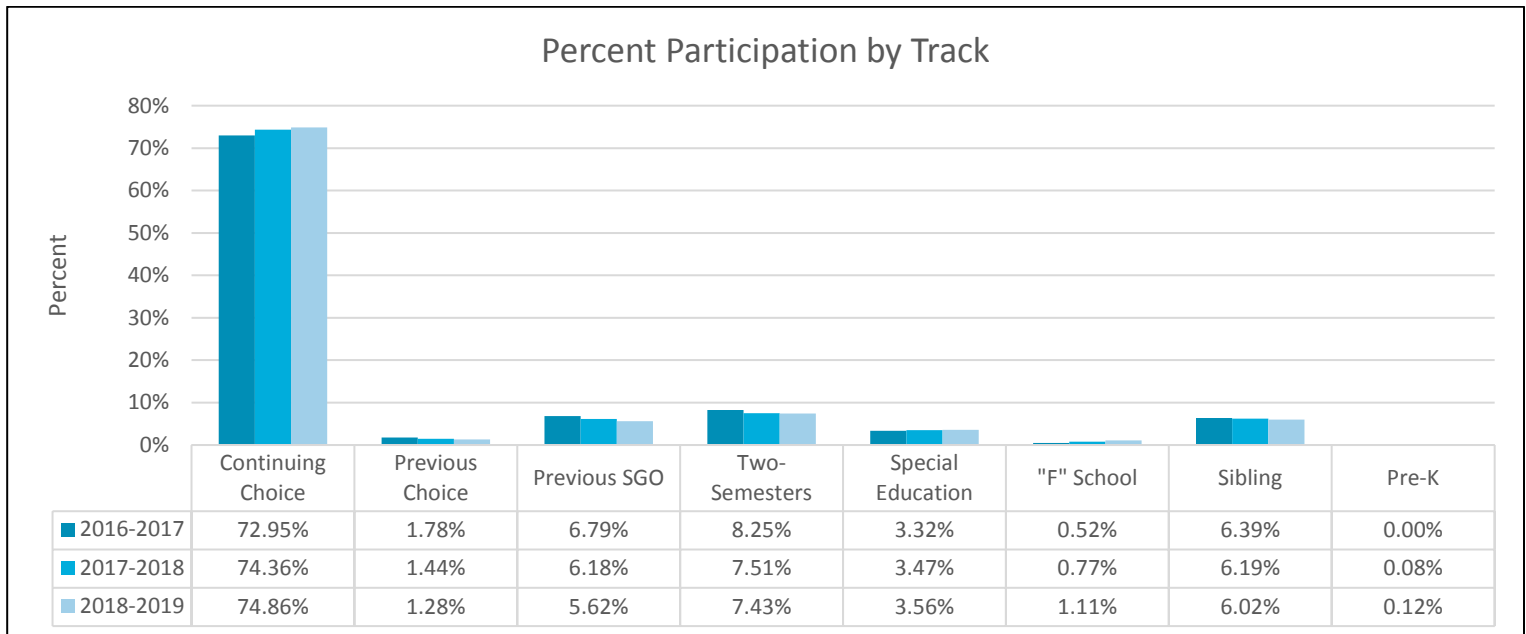
## Tracks

### PARTICIPATION BY TRACK

Table 10 depicts the track selected on Choice applications at the time the applications were submitted. A student can satisfy the eligibility criteria of more than one track, but only one can be selected at the time of application. As illustrated in the table and graph on the next page, a majority of students participating in the 2018-2019 Choice Scholarship Program utilized the Continuing Choice Track.

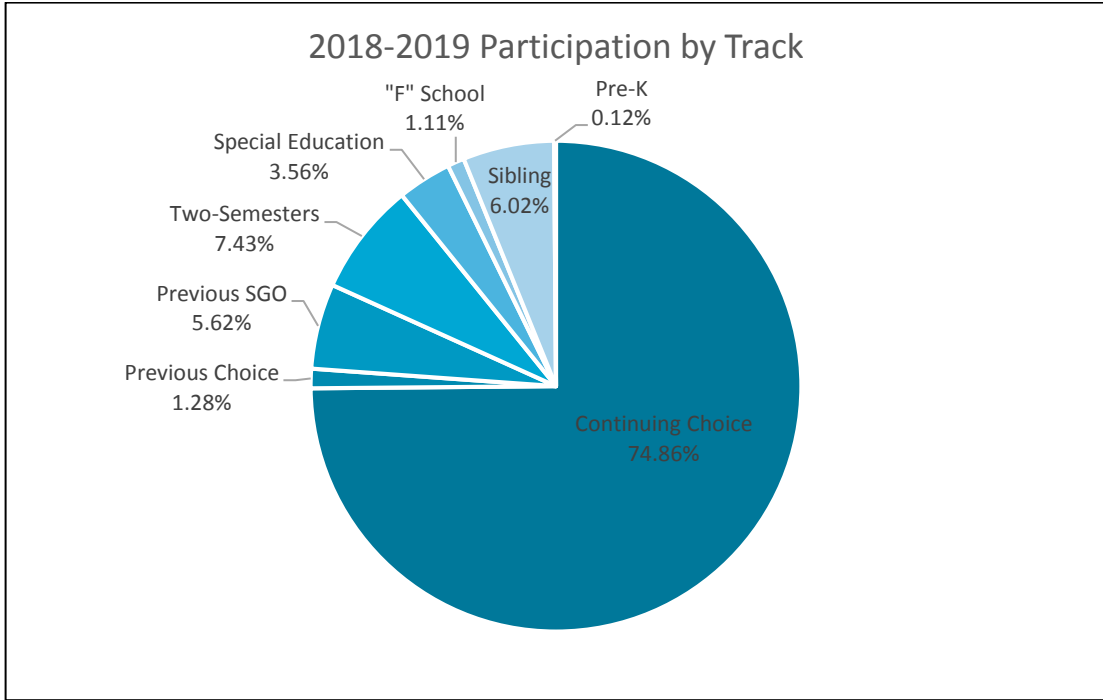
Track	2016-2017	2017-2018	2018-2019
Continuing Choice	25,020	26,366	27,166
Previous Choice	610	511	463
Previous SGO	2,330	2,190	2,039
Two-Semesters	2,828	2,662	2,698
Special Education	1,140	1,231	1,291
"F" School	178	274	405
Sibling	2,193	2,196	2,184
Pre-K	-	28	44
<b>Total</b>	<b>34,299</b>	<b>35,458</b>	<b>36,290</b>

The percentage of students applying under the Continuing Choice Track has increased every year for the past three years, increasing from 74.36 percent in the 2017-2018 school year to 74.86 percent in the 2018-2019 school year. The Continuing Choice, Special Education, "F" School, and Pre-K Tracks have seen an increase in each of the last three years. Increases in the "F" School and Pre-K Tracks can be attributed to more public schools receiving an "F" accountability grade and more schools participating in the On My Way Pre-K Program. All other tracks have seen a decrease each year for the same timeframe.



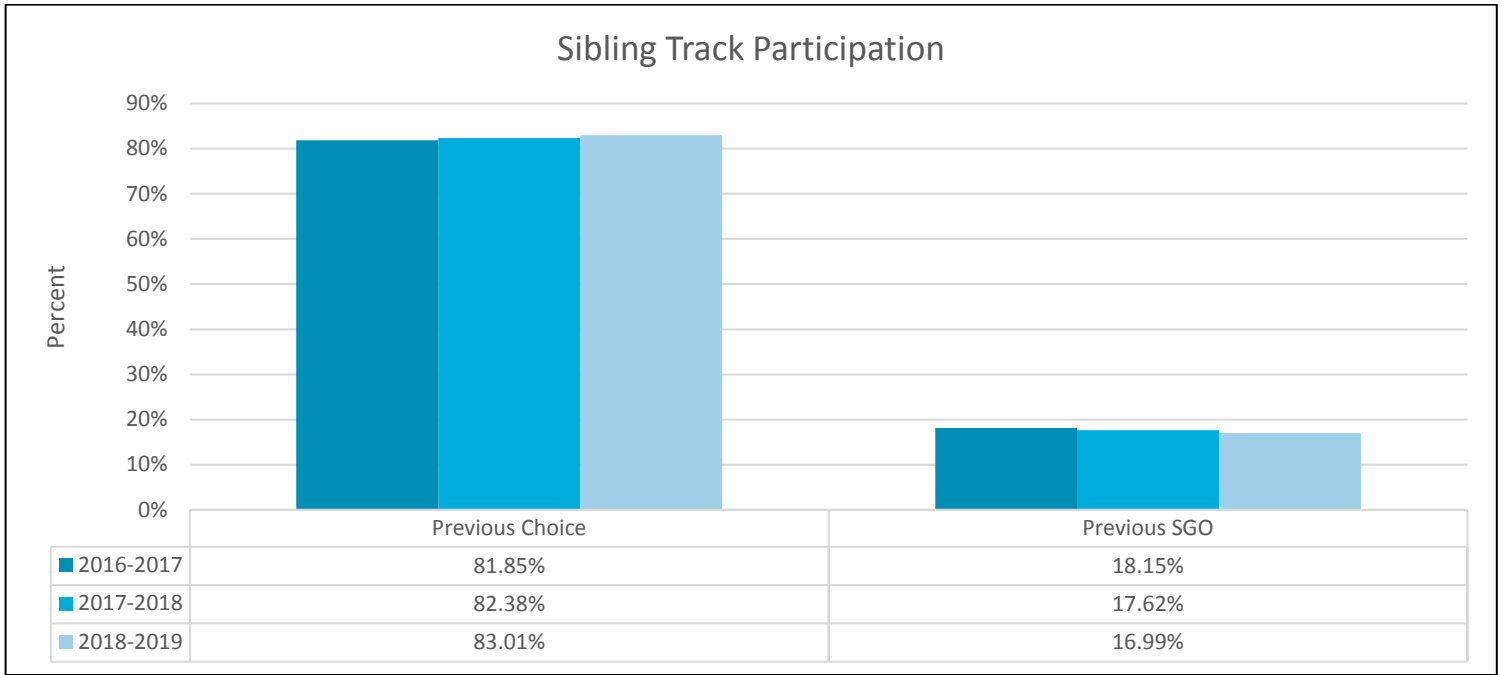
The Previous Choice, Previous SGO, and Sibling Tracks were the only tracks that had a decrease in the number of applicants from the 2017-2018 school year to the 2018-2019 school year. In the 2017-2018 school year, 511 students applied under the Previous Choice Track and 463 students applied under this track for the 2018-2019 school year. In the 2017-2018 school year, 2,190 students applied under the Previous SGO Track and 2,039 students applied under this track for the 2018-2019 school year. In the 2017-2018 school year, 2,196 students applied under the Sibling Track and 2,184 students applied under this track for the 2018-2019 school year. The graph on the next page illustrates, as suggested by Table 6

on page nine, that the increased use of the Continuing Choice Track is attributed to students continuing in the Choice Scholarship Program, leading to a higher percentage and count of participants using the Continuing Choice Track as compared to previous school years.



There are two eligibility branches within the Sibling Track. A sibling of a student who received either a Choice Scholarship or an SGO Award in a previous school year is eligible for the Sibling Track. The use of the Sibling Track saw a slight decrease from last year. As illustrated in Table 11 and the graph on the next page, the majority, 83.01 percent, of students who applied under the Sibling Track were siblings of previous Choice Scholarship students. With more students continuing to use the Continuing Choice Track, the use of the Sibling Track through a previous Choice Scholarship continues to grow.

<b>Year</b>	<b>Previous Choice</b>	<b>Previous SGO</b>	<b>Total</b>
<b>2016-2017</b>	1,795	398	<b>2,193</b>
<b>2017-2018</b>	1,809	387	<b>2,196</b>
<b>2018-2019</b>	1,813	371	<b>2,184</b>

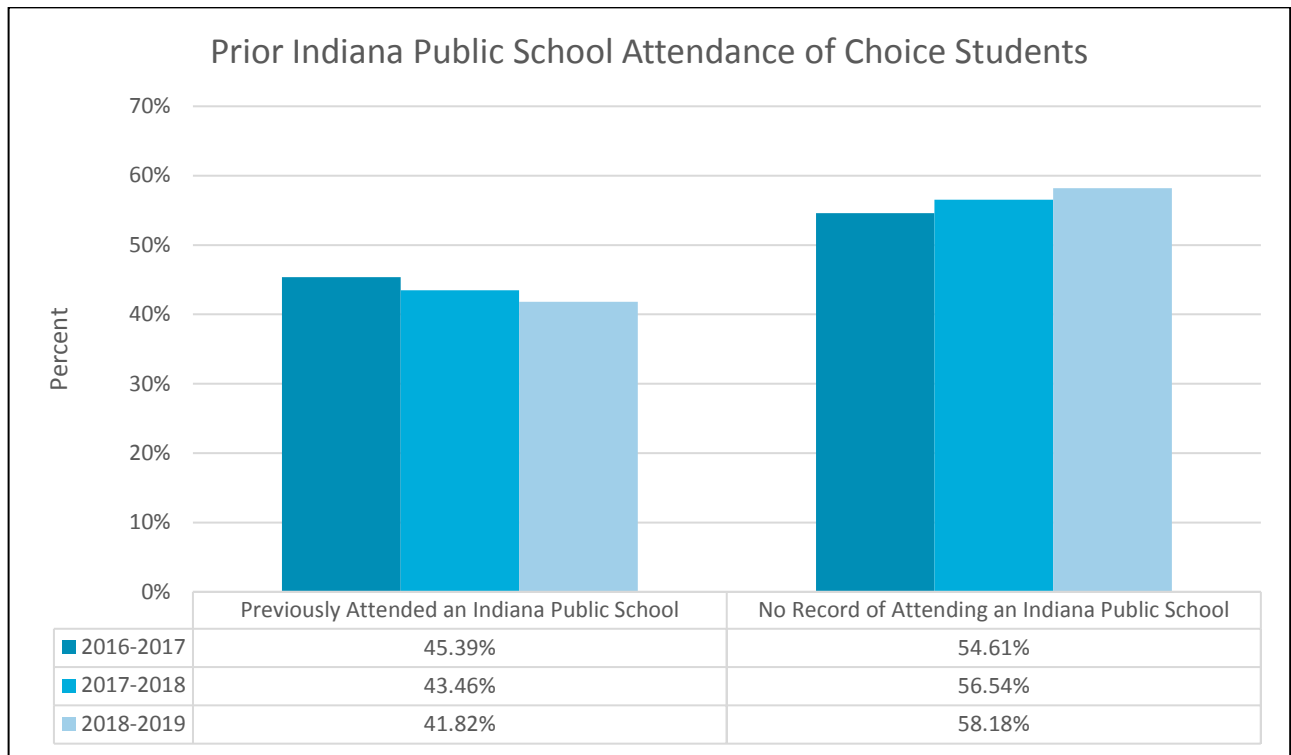


## PARTICIPATION BY PRIOR INDIANA PUBLIC SCHOOL ATTENDANCE

Table 12 and the graph found on the next page, provide the count and percentage of Choice Scholarship students who previously attended an Indiana public school at any point in their educational history.

Table 12. Count of Prior Indiana Public School Attendance of Choice Students by Year			
Year	Previously Attended an Indiana Public School	No Record of Attending an Indiana Public School	Total
2016-2017	15,567	18,732	34,299
2017-2018	15,411	20,047	35,458
2018-2019	15,177	21,113	36,290

In each subsequent year of the Choice Scholarship Program, the percentage of Choice students who previously attended an Indiana public school at any point in their educational history has decreased. For the 2018-2019 school year, less than 42 percent of students participating in the Choice Scholarship Program have a record of previously attending an Indiana public school. For the past three years, the percentage of students with a prior attendance record at an Indiana public school in the Choice Scholarship Program has decreased by roughly two percent each year. While students are able to enter the Choice Scholarship Program through any one of the eight tracks, as more students without an attendance record in an Indiana public school use the Continuing Choice Track, the number of students without an attendance record in an Indiana public school will most likely continue to grow.



### **2018-2019 NEW CHOICE STUDENT PARTICIPATION BY TRACK AND PRIOR INDIANA PUBLIC SCHOOL ATTENDANCE**

Of the 36,290 students participating in the 2018-2019 Choice Scholarship Program, 27,629 received a Choice Scholarship by applying under either the Continuing or Previous Choice Tracks. Of the other 8,661 students in the program, 2,698 applied under the Two-Semesters in Public School Track. Excluding the 44 students that used the Pre-K Track, the remaining 5,919 students applied under the “F” School, Previous SGO, Sibling, and Special Education Tracks. The “F” School, Previous SGO, Sibling, and Special Education Tracks do not require prior attendance in an Indiana public school.

Table 13 illustrates whether each student who applied under one of these tracks previously attended an Indiana public school at any point in his/her educational history. All but the Previous SGO Track saw an increase in the count of new Choice students utilizing the respective track from the 2017-2018 school year. Of the new students using the “F” School Track, the percentage of students who have never attended an Indiana public school decreased from last school year. Additionally, there was an increase in the percentage of students using the Previous SGO, Sibling, and Special Education Tracks who have never attended an Indiana public school from last year. Overall, new Choice students using the tracks listed in Table 13 showed a decrease in the percentage of students who have a record of attending an Indiana public school compared to the 2017-2018 school year.



<b>Table 13. 2018-2019 New Choice Students by “F” School, Previous SGO, Sibling, and Special Education Tracks</b>					
<b>Track</b>	<b>Total Count</b>	<b>Attended an Indiana Public School</b>	<b>Percent</b>	<b>Never Attended an Indiana Public School</b>	<b>Percent</b>
“F” School	405	107	26.42%	298	73.58%
Previous SGO	2,039	415	20.35%	1,624	79.65%
Sibling	2,184	191	8.75%	1,993	91.25%
Special Education	1,291	628	48.64%	663	51.36%
<b>Total</b>	<b>5,919</b>	<b>1,341</b>	<b>22.66%</b>	<b>4,578</b>	<b>77.34%</b>

## Special Education

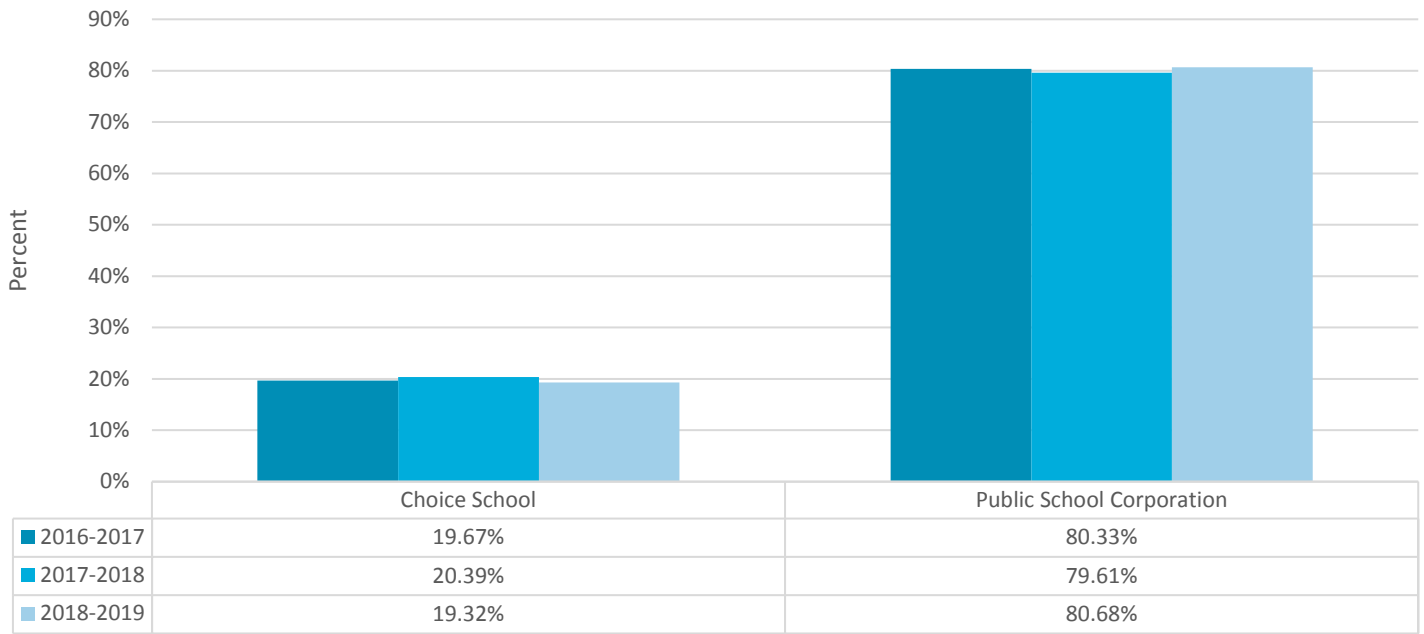
During the 2013 session of the Indiana General Assembly, legislation was passed adding the Special Education Track and allowing non-public schools to be the designated special education service provider for eligible Choice Scholarship students. Choice schools that are selected as the special education service provider, and agree to provide special education services to eligible Choice Scholarship students, may receive State special education funding for eligible Choice students. Prior to this legislation, non-public schools were not eligible to receive State special education funding for any eligible special education student.

At the time of application, the parent/guardian of a Choice student who qualifies to receive special education and related services must designate the Choice school or the public school corporation as the special education service provider. If the Choice school is selected as the special education service provider, the school is eligible to receive State special education funding for any eligible special education Choice student.

Table 14 and the graph on the next page, detail the special education service provider selection of eligible Choice Scholarship students. For the 2018-2019 school year, 3,422 Choice Scholarship students were eligible for special education and related services as reported on their Choice Scholarship application. Of these students, 661, or 19.32 percent, selected their Choice school as the special education service provider while the other 2,761, or 80.68 percent, selected the public school corporation where the Choice school is located. The 2018-2019 school year is the first year that the number and percentage of students that have selected the Choice school as the special education service provider has decreased.

<b>Table 14. Special Education Service Provider Selection</b>			
<b>Selected Service Provider</b>	<b>2016-2017</b>	<b>2017-2018</b>	<b>2018-2019</b>
Choice School	623	684	661
Public School Corporation	2,544	2,670	2,761
<b>Total</b>	<b>3,167</b>	<b>3,354</b>	<b>3,422</b>
* The public school corporation where the Choice school is located, not the student’s school corporation of legal settlement.			

### Special Education Service Provider Selection



For the 2018-2019 school year, sixty-six (66) Choice schools were selected as the special education service provider for at least one eligible Choice Scholarship student. The information shown below in Table 15, shows the special education payment information for Choice schools for 2017-2018. In 2017-2018, Choice schools received a combined special education payment for eligible Choice students of \$1,715,266.69. In cases where a student who designated the Choice school as the service provider exited the Choice school prior to the end of the school year, a prorated refund of the special education funding was returned to the Department.

<b>Table 15. Special Education Payment</b>	
<b>2017-2018</b>	
<b>Payment</b>	\$1,715,266.69
<b>Refunds</b>	\$ 20,676.42
<b>Net Payment</b>	<b>\$1,694,590.27</b>
<b>Note:</b> The 2018-2019 information is not available at this time. It will be included in report update in February 2020.	

## Retention

---

### PARTICIPANT RETENTION DURING THE SCHOOL YEAR

Participating Choice schools are required to report a Choice Scholarship student who withdraws from the Choice school to the Indiana Department of Education within five days of the student's exit date. Table 16 provides the count and percentage of students who exited a Choice school prior to the last day of school.

<b>Table 16. Students Who Exited Choice School Before Last Day</b>			
<b>Year</b>	<b>Total Count</b>	<b>Count Who Exited</b>	<b>Percent</b>
<b>2015-2016</b>	32,686	1,567	4.79%
<b>2016-2017</b>	34,299	1,742	5.08%
<b>2017-2018</b>	35,458	1,378	3.89%

**Note:** The 2018-2019 information is not available at this time. It will be included in report update in February 2020.

### PARTICIPANT RETENTION BETWEEN SCHOOL YEARS

Table 17 illustrates student retention in the Choice Scholarship Program between school years. Of the 36,290 Choice Scholarship students who participated in the 2018-2019 Choice Scholarship Program, 28,332 of those students participated in the previous school year. For the 2018-2019 school year, 27,629 students applied under the Continuing or Previous Choice Scholarship Tracks. The other 703 students were eligible to apply under either the Continuing or Previous Choice Tracks, but applied under a different track.

<b>Table 17. Choice Student Retention From the Previous Year</b>				
<b>Year</b>	<b>Total Students</b>	<b>Participated in the Previous Year</b>	<b>Did Not Participate in the Previous Year</b>	<b>Percent Retained From the Previous Year</b>
<b>2016-2017</b>	34,299	26,216	8,083	<b>80.21%</b>
<b>2017-2018</b>	35,458	27,517	7,941	<b>80.23%</b>
<b>2018-2019</b>	36,290	28,332	7,958	<b>79.90%</b>

## AWARDS

---

### CALCULATION OF AWARD AMOUNT

Currently, the value of the Choice Scholarship is the lesser of two amounts:

- 1) Tuition and fees charged to the student at the eligible Choice School; or
- 2) An amount based off the per-student State funding for the student's public school corporation of residence, determined as follows:

- **90 percent** of the funding formula amount if household income is up to 69 percent of Reduced Lunch eligibility if the student received an Early Education Grant under IC 12-17.2-7.2 to attend Pre-K at an eligible Choice school.
- **90 percent** of the funding formula amount if household income is up to 100 percent of Reduced Lunch eligibility.
- **50 percent** of formula amount if household income is up to 150 percent of Reduced Lunch.
- **50 percent** of formula amount if household income is up to 200 percent of Reduced Lunch eligibility if the student received a Choice Scholarship and was enrolled for the full 2016-2017 school year at their respective Choice school **OR** if the student has a disability that requires special education services.

The 90 percent and 50 percent award amount calculations, which use the per-student State funding amount by public school corporation of residence for the 2018-2019 school year, are posted at <https://www.in.gov/doe/students/indiana-choice-scholarship-program/>.

Beginning in the 2015-2016 school year, the maximum award amount of \$4,800 for grades 1-8 was removed. Thus, the maximum award amount is the lesser of the tuition and fees charged to the student at the eligible Choice school or the 50 percent or 90 percent Choice Scholarship award amounts based on the funding formula.

## AWARDS BY TYPE

Table 18 and the graph on the next page illustrate the breakdown of awards by the count and percentage of students qualifying for 90 percent and 50 percent award amounts based on their family's household income.

<b>Year</b>	<b>90% Award</b>	<b>50% Award</b>	<b>Total</b>
<b>2016-2017</b>	23,428	10,871	<b>34,299</b>
<b>2017-2018</b>	24,545	10,913	<b>35,458</b>
<b>2018-2019</b>	25,221	11,069	<b>36,290</b>

For the 2018-2019 school year, 69.50 percent of participating students met the income criteria for the Federal Free or Reduced Priced Lunch Program and qualified for a 90 percent award. This is an increase from the 2017-2018 school year when 69.22 percent of students qualified for the 90 percent award. In 2018-2019, 30.50 percent of students met the income guidelines to qualify for a 50 percent award compared to 30.78% in 2017-2018.

As illustrated in the graph on the next page, 2018-2019 is the second consecutive year that the percentage of students receiving the 90 percent award has increased and the percentage of students receiving the 50 percent award has decreased. The change in the number of students qualifying for 90 percent awards could be due to the increase in students that satisfied income eligibility through direct certification or legal foster child status in lieu of using household income and size, as shown in Table 21. Direct certification and legal foster child status automatically qualify a student for a 90 percent award as long as the student satisfies a track.

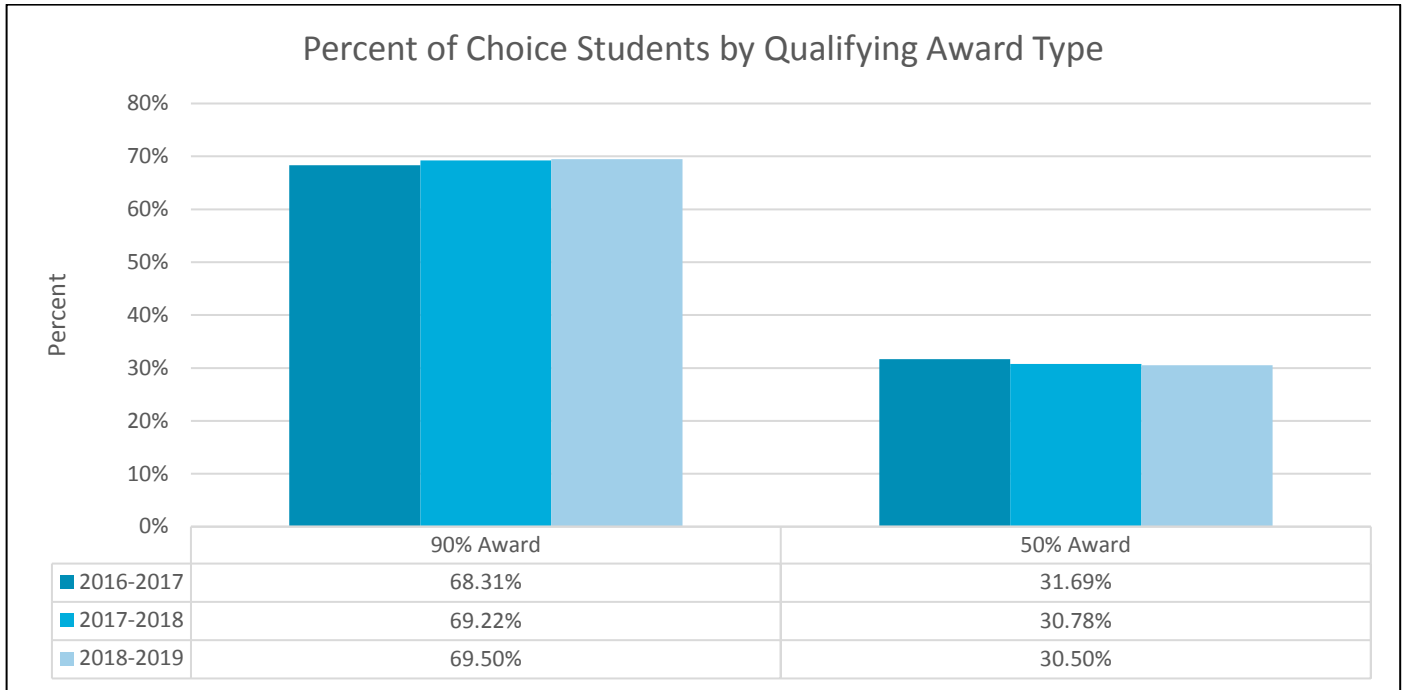


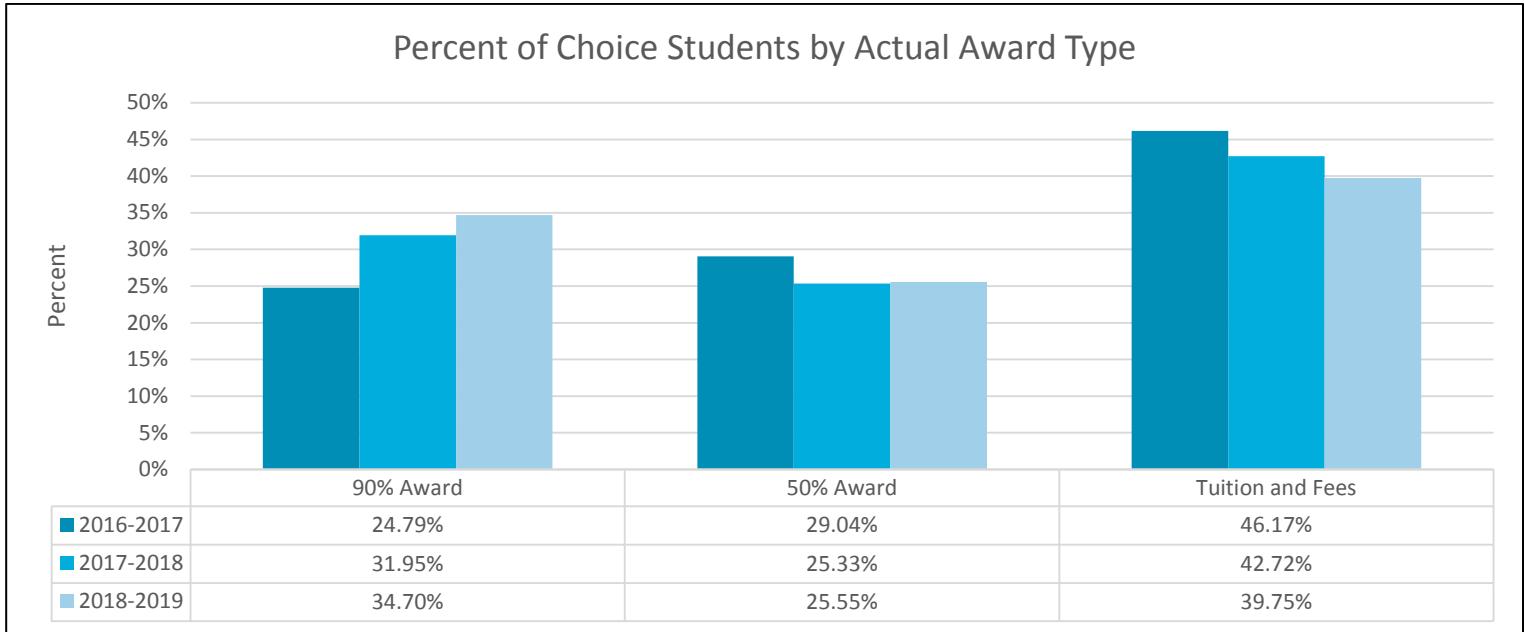
Table 19 below breaks down the number of students by qualified award types mentioned in Table 18 by track.

<b>Table 19. Count of Qualifying Awards by Type by Track</b>			
<b>Track</b>	<b>90% Award</b>	<b>50% Award</b>	<b>Total</b>
<b>Continuing Choice</b>	18,439	8,727	<b>27,166</b>
<b>F School</b>	361	44	<b>405</b>
<b>Previous Choice</b>	348	115	<b>463</b>
<b>Previous SGO</b>	1,302	737	<b>2,039</b>
<b>Sibling</b>	1,567	617	<b>2,184</b>
<b>Special Education</b>	800	491	<b>1,291</b>
<b>Two Semesters</b>	2,360	338	<b>2,698</b>
<b>Pre-K</b>	44	-	<b>44</b>
<b>Total</b>	<b>25,221</b>	<b>11,069</b>	<b>36,290</b>

Although a student may qualify for a 90 percent or 50 percent award amount, a majority of Choice Scholarship students' tuition amount is less than their qualified 90 percent or 50 percent award amount. As shown in Table 20 below, 39.75 percent of Choice students' actual award amount is their tuition and fees amount at their Choice school. Of the 14,424 students whose tuition and fees were the lesser amount, 12,627 of the students' award amounts were less than 90 percent of the public tuition support amount they qualified for and 1,797 of the students' award amounts were less than 50 percent of the public tuition support amount they qualified for.

Table 20. Count of Actual Awards by Type				
Year	90% Award	50% Award	Tuition and Fees	Total
2016-2017	8,503	9,959	15,837	34,299
2017-2018	11,330	8,980	15,148	35,458
2018-2019	12,594	9,272	14,424	36,290

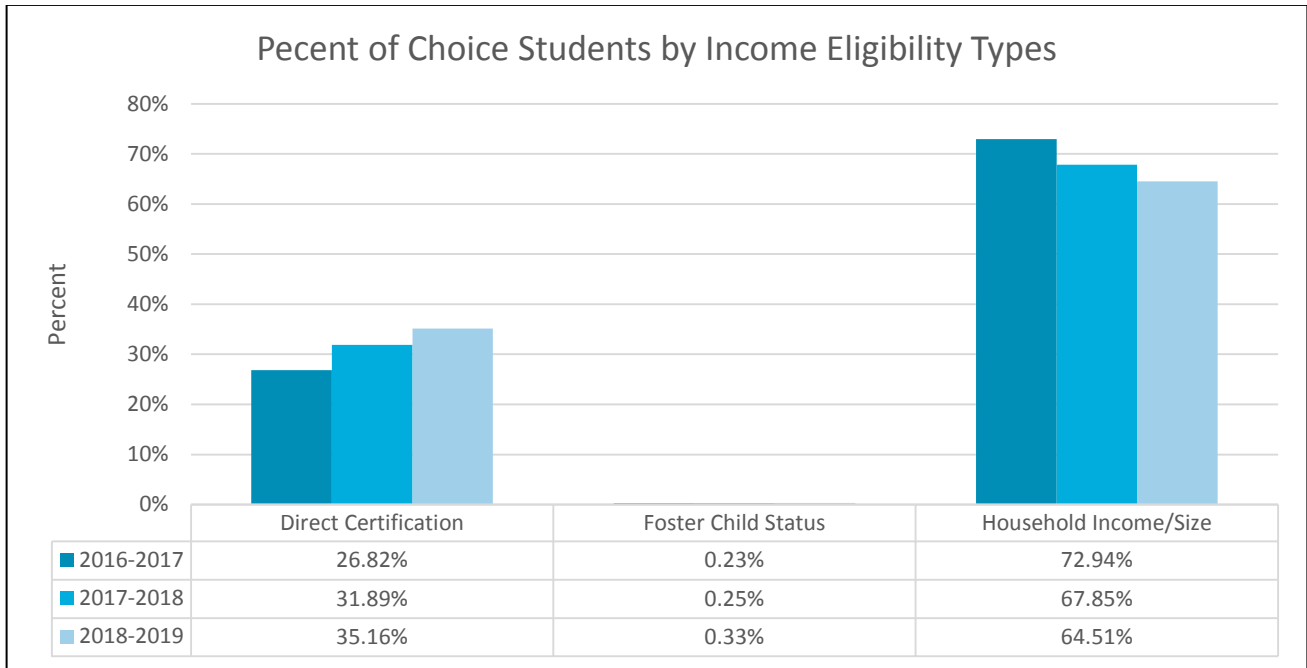
The graph below shows that the only types of actual awards to increase since the 2017-2018 school year are the 90 percent and 50 percent award types which went from 31.95 percent in 2017-2018 to 34.70 percent in 2018-2019 and 25.33 percent to 25.55 percent, respectively.



In addition to household income and household size, the Choice Scholarship Program utilizes direct certification and legal foster child status as ways for Choice students to satisfy the income eligibility aspect of the application process. The direct certification system is a database compiled of students who utilize other State administered financial assistance programs. In addition, if a child has legal status as a foster child, the income eligibility criteria for the Program is satisfied. Students using direct certification and foster child status are automatically eligible for a 90 percent award amount, as long as they meet the requirements for one of the eight tracks. The award amount of students using household size and income is dependent on their income and track. All 50 percent award amount recipients applied using household size and income. Table 21 below outlines the breakdown of students by the avenue in which they satisfied the income criteria.

Table 21. Count of Income Eligibility Type				
Year	Direct Certification	Foster Child Status	Household Income/Size	Total
2016-2017	9,200	80	25,019	34,299
2017-2018	11,309	90	24,059	35,458
2018-2019	12,761	120	23,409	36,290

As shown in the graph below, even though a majority of students use household size and income to satisfy income eligibility for the Choice Scholarship Program, household size and income was the only income eligibility type to see a decrease in percentage from the 2017-2018 school year.



Tables 22 and 23 outline the reported household sizes and incomes for the 64.51 percent of students who applied using household income and size for their income eligibility. Of those students, 87.06 percent live in a household with six or less people and 78.07 percent of these students live in a household with an annual household income of \$75,000 or less. The average household size for students using household size for income eligibility was 4.76 and the average annual household income was \$52,692.30.

Year	1-3	4-6	7-9	10-12	13+	Total
<b>2016-2017</b>	6,008	15,930	2,741	320	20	<b>25,019</b>
<b>2017-2018</b>	5,647	15,323	2,729	356	4	<b>24,059</b>
<b>2018-2019</b>	5,409	14,972	2,681	343	4	<b>23,409</b>

As shown in the graph below, all household size types decreased in percentage except for household size types 4-6 and 7-9. The largest increase from 2017-2018 to 2018-2019 came in household sizes of 4-6 with 0.27 percent.

Percent of Choice Students by Household Size Type

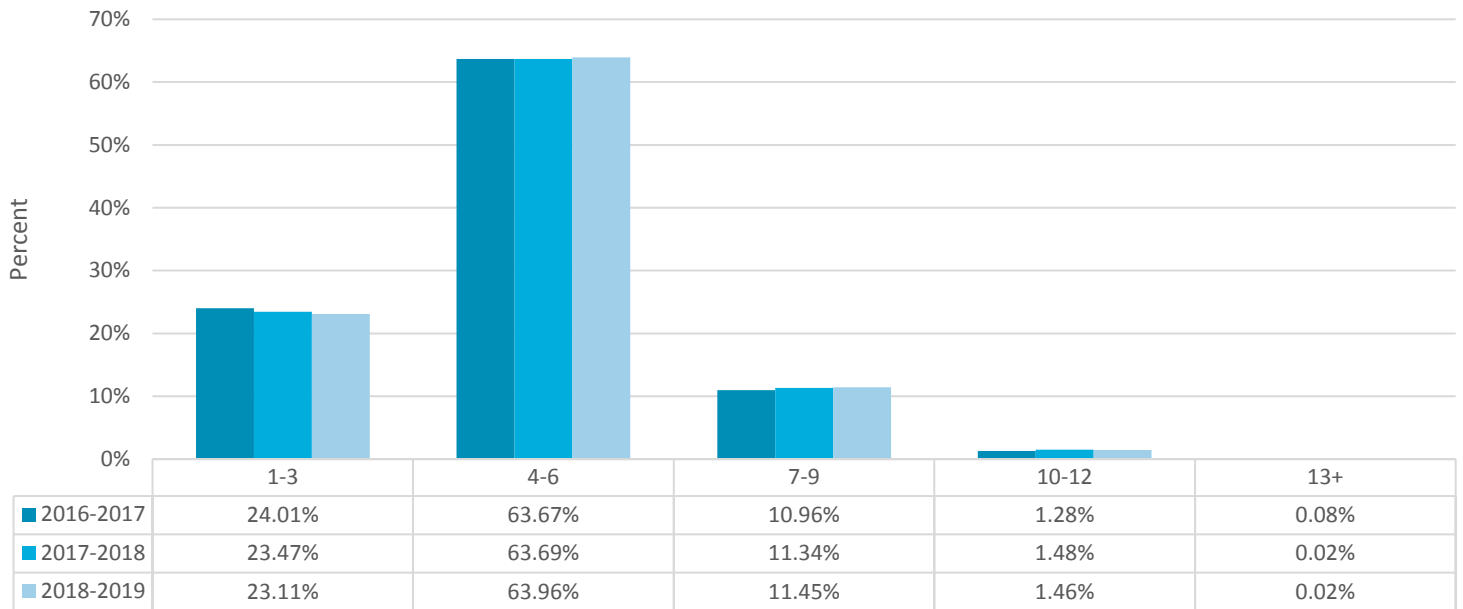
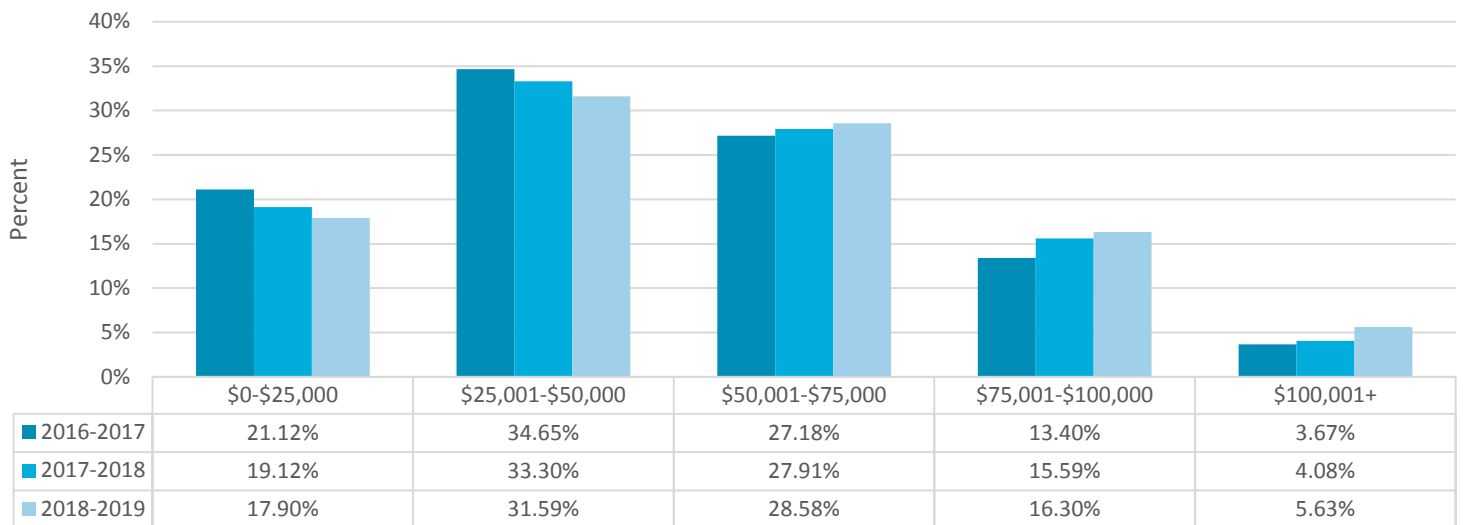


Table 23. Count of Household Income Types

Year	\$0-\$25,000	\$25,001-\$50,000	\$50,001-\$75,000	\$75,001-\$100,000	\$100,001+	Total
2016-2017	5,283	8,668	6,799	3,352	917	25,019
2017-2018	4,599	8,011	6,715	3,752	982	24,059
2018-2019	4,191	7,395	6,690	3,816	1,317	23,409

As shown in the graph below, all household income types increased in percentage except for household income types \$0-\$25,000 and \$25,001-\$50,000. The largest increase from 2017-2018 to 2018-2019 came in the household income type of \$100,001+ with 1.55 percent.

Percent of Choice Students by Household Income Type





Beginning with the 2013-2014 school year, to qualify for the 50 percent Choice award, students eligible under the Continuing Choice Scholarship Student or Special Education Tracks are subject to an income limit of 200 percent of the amount to qualify for the Federal Free or Reduced Price Lunch Program. Students qualifying under all other tracks are subject to a maximum income of 150 percent of the amount to qualify for the Federal Free or Reduced Price Lunch Program.

Tables 24a and 24b provide the breakdown by income category of the 50 percent award recipients under the Continuing Choice Student and Special Education Tracks. Of the 9,218 students who qualified for a 50 percent Choice Scholarship under the Continuing Choice Student or Special Education Tracks in 2018-2019, 3,502 or 37.99 percent, of these students qualified under the expanded income bracket of 150 percent to 200 percent of the amount to qualify for the Federal Free or Reduced Price Lunch Program. In addition, 62.01 percent of these students met the original income cut off of 150 percent of the amount to qualify for the Federal Free or Reduced Price Lunch Program.

<b>Table 24a. Income of Continuing Choice and Special Education Track 50% Award Recipients by Count</b>			
<b>Year</b>	<b>150% Income Level</b>	<b>150%-200% Income Level</b>	<b>Total</b>
<b>2016-2017</b>	5,771	2,952	<b>8,723</b>
<b>2017-2018</b>	5,887	3,160	<b>9,047</b>
<b>2018-2019</b>	5,716	3,502	<b>9,218</b>

<b>Table 24b. Income of Continuing Choice and Special Education Track 50% Award Recipients by Percent</b>			
<b>Year</b>	<b>150% Income Level</b>	<b>150%-200% Income Level</b>	<b>Total</b>
<b>2016-2017</b>	66.16%	33.84%	<b>100.00%</b>
<b>2017-2018</b>	65.07%	34.93%	<b>100.00%</b>
<b>2018-2019</b>	62.01%	37.99%	<b>100.00%</b>

## **AWARD AMOUNT BY TRACK**

Table 25 on the next page, details the total award amount of Choice Scholarship students by Choice Scholarship Track. As Table 10 on page 13 shows, the Continuing Choice Track is the most commonly used track and receives the highest total award amount of all eight tracks.

<b>Table 25. Award Amount by Track</b>			
<b>Track</b>	<b>2016-2017</b>	<b>2017-2018</b>	<b>2018-2019</b>
<b>Continuing Choice</b>	<b>\$105,800,546.19</b>	<b>\$113,544,776.75</b>	<b>\$119,796,095.67</b>
<b>Two Semesters</b>	<b>\$13,795,743.75</b>	<b>\$13,194,554.68</b>	<b>\$13,571,557.04</b>
<b>Previous SGO</b>	<b>\$9,437,411.69</b>	<b>\$9,206,241.90</b>	<b>\$8,753,798.13</b>
<b>Sibling</b>	<b>\$8,662,837.75</b>	<b>\$8,906,331.90</b>	<b>\$9,108,807.56</b>
<b>Special Ed</b>	<b>\$4,717,616.13</b>	<b>\$5,150,595.33</b>	<b>\$5,496,162.93</b>
<b>Previous Choice</b>	<b>\$2,693,983.58</b>	<b>\$2,325,974.33</b>	<b>\$2,194,789.42</b>
<b>"F" School</b>	<b>\$942,966.94</b>	<b>\$1,484,810.48</b>	<b>\$2,276,955.66</b>
<b>Pre-K</b>	<b>-</b>	<b>\$154,666.98</b>	<b>\$246,933.36</b>
<b>Total</b>	<b>\$146,051,106.03</b>	<b>\$153,967,952.35</b>	<b>\$161,445,099.77</b>

### **AWARD AMOUNT BY GRADE**

Table 26 below details the total award amount of Choice Scholarship students by grade level. In correlation with Table 6 on page 9, the same distribution of total award amounts by grade can be seen in total participation by grade. Both tables illustrate the lower grade levels as having the highest population in count and amount. However, higher grades are seeing larger increases due to students continuing to participate from year-to-year.

<b>Table 26. Awards by Grade</b>			
<b>Grade</b>	<b>2016-2017</b>	<b>2017-2018</b>	<b>2018-2019</b>
<b>KG</b>	<b>\$7,322,899.87</b>	<b>\$8,012,612.11</b>	<b>\$8,979,644.68</b>
<b>1</b>	<b>\$12,927,560.87</b>	<b>\$13,207,734.54</b>	<b>\$13,763,916.65</b>
<b>2</b>	<b>\$13,755,886.54</b>	<b>\$14,309,600.15</b>	<b>\$14,389,891.08</b>
<b>3</b>	<b>\$14,627,798.13</b>	<b>\$14,525,864.28</b>	<b>\$15,656,297.67</b>
<b>4</b>	<b>\$13,935,995.56</b>	<b>\$14,992,959.17</b>	<b>\$15,135,440.75</b>
<b>5</b>	<b>\$13,189,077.57</b>	<b>\$14,070,442.06</b>	<b>\$15,302,977.17</b>
<b>6</b>	<b>\$12,209,045.44</b>	<b>\$13,307,201.47</b>	<b>\$14,398,446.38</b>
<b>7</b>	<b>\$11,964,568.32</b>	<b>\$12,277,222.86</b>	<b>\$13,103,814.02</b>
<b>8</b>	<b>\$10,322,800.22</b>	<b>\$11,602,623.09</b>	<b>\$12,100,217.04</b>
<b>9</b>	<b>\$10,143,550.59</b>	<b>\$9,933,181.11</b>	<b>\$10,560,382.57</b>
<b>10</b>	<b>\$9,999,785.57</b>	<b>\$9,995,526.75</b>	<b>\$9,656,419.77</b>
<b>11</b>	<b>\$8,477,525.78</b>	<b>\$9,463,591.58</b>	<b>\$9,324,666.22</b>
<b>12+</b>	<b>\$7,174,611.57</b>	<b>\$8,269,393.18</b>	<b>\$9,072,985.77</b>
<b>Total</b>	<b>\$146,051,106.03</b>	<b>\$153,967,952.35</b>	<b>\$161,445,099.77</b>

## AVERAGE QUALIFIED AWARD AMOUNT

Table 27 details the average qualified award amount of Choice Scholarship students by grade cluster (K, 1-8, and 9-12+) and award type (90 percent or 50 percent). Average qualified award amount does not include special education funding.

<b>Table 27. Average Qualified Award Amount by Grade Cluster and Award Type</b>		
<b>Year</b>	<b>90% Award</b>	<b>50% Award</b>
<b>Kindergarten</b>		
<b>2016-2017</b>	\$4,447.88	\$2,721.63
<b>2017-2018</b>	\$4,661.58	\$2,824.19
<b>2018-2019</b>	\$4,801.71	\$2,807.54
<b>Grades 1-8</b>		
<b>2016-2017</b>	\$4,725.19	\$2,831.68
<b>2017-2018</b>	\$4,818.10	\$2,862.02
<b>2018-2019</b>	\$4,964.50	\$2,922.94
<b>Grades 9-12+</b>		
<b>2016-2017</b>	\$5,618.17	\$3,032.48
<b>2017-2018</b>	\$5,629.16	\$3,017.13
<b>2018-2019</b>	\$5,670.24	\$3,050.69

Choice Scholarship award amounts are, in part, based on per-student funding for students' school corporations of residence. The change in average qualified award amounts are affected by students' school corporations of residence and the per-student funding amount of that school corporation.

## AVERAGE ACTUAL AWARD AMOUNT

As mentioned in Table 20 on page 22, due to the amount charged for tuition and fees being less than their qualified 90 percent or 50 percent award amount, most Choice students were awarded the full tuition and fees for their Choice school. Table 28 looks at the average actual award amount instead of the average qualified award amount as shown in Table 27. The average actual award amount for all Choice students participating in the 2018-2019 Choice Scholarship Program is \$4,448.75. The average tuition amount for all Choice students is \$5,948.49.

<b>Table 28. Average Actual Award Amount by Grade Cluster and Award Type</b>			
<b>Year</b>	<b>90% Award</b>	<b>50% Award</b>	<b>Tuition</b>
<b>Kindergarten</b>			
<b>2016-2017</b>	\$5,703.64	\$3,041.07	\$3,791.04
<b>2017-2018</b>	\$5,709.46	\$3,073.33	\$4,018.61
<b>2018-2019</b>	\$5,794.42	\$3,083.96	\$4,108.93
<b>Grades 1-8</b>			
<b>2016-2017</b>	\$5,611.99	\$3,050.75	\$4,029.80
<b>2017-2018</b>	\$5,593.64	\$3,047.81	\$4,134.43
<b>2018-2019</b>	\$5,678.87	\$3,081.77	\$4,230.14
<b>Grades 9-12+</b>			
<b>2016-2017</b>	\$5,723.83	\$3,071.51	\$4,223.33
<b>2017-2018</b>	\$5,723.30	\$3,065.75	\$4,146.28
<b>2018-2019</b>	\$5,758.16	\$3,098.74	\$4,198.89

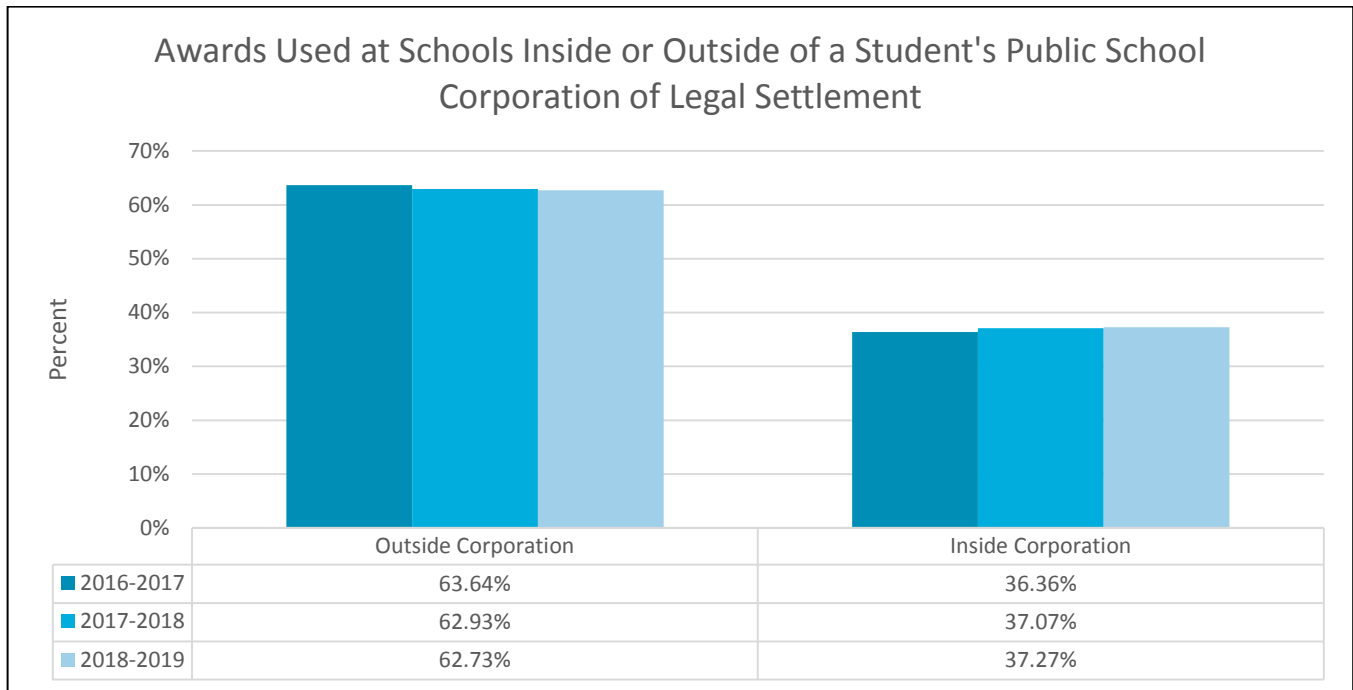
## **AWARDS BY SCHOOL PUBLIC SCHOOL CORPORATION OF LEGAL SETTLEMENT**

Table 29 provides the count of public school corporations where Choice students had legal settlement in each of past three years of the Program. The Choice student count by public school corporation of legal settlement is provided in Appendix A. Please note that students may not have attended a public school in their public school corporation of legal settlement prior to participating in the Choice Scholarship Program.

<b>Table 29. Count of Public School Corporations of Legal Settlement of Choice Students</b>			
<b>Year</b>	<b>Public School Corporations of Legal Settlement</b>	<b>Change From Previous Year</b>	<b>Percent Change from Previous Year</b>
<b>2016-2017</b>	259	7	2.78%
<b>2017-2018</b>	265	6	2.32%
<b>2018-2019</b>	258	-7	-2.64%

Choice Scholarship students may apply for, and use, the award at any participating Choice school. Table 30 and the graph below show the count and percentage of Choice Scholarship students who used their award to attend a Choice school located inside or outside the boundaries of the student's public school corporation of legal settlement. While the percentage of students going to a Choice school outside their public school corporation of legal settlement is decreasing, there are still only about 37 percent of students attending a Choice school within their respective public school corporation of legal settlement's boundaries. A list of Choice Scholarship student counts by participating Choice school is available in Appendix B.

<b>Table 30. Count of Choice Awards Used at Schools Inside or Outside of Student's Public School Corporation of Legal Settlement</b>			
<b>Year</b>	<b>Outside Corporation</b>	<b>Inside Corporation</b>	<b>Total</b>
<b>2016-2017</b>	21,829	12,470	<b>34,299</b>
<b>2017-2018</b>	22,315	13,143	<b>35,458</b>
<b>2018-2019</b>	22,764	13,526	<b>36,290</b>



## AWARDS BY PARTICIPATING CHOICE SCHOOL

Table 31 below provides the total award amount that all Choice Scholarship students were eligible to receive in each of the past three years of the Program. A complete listing of the total eligible award amount by Choice school is provided in Appendix C.

<b>Table 31. Eligible Award Amount</b>				
<b>Year</b>	<b>Choice Schools</b>	<b>Choice Students</b>	<b>Choice Students as Percent of Statewide Enrollment</b>	<b>Total Eligible Award Amount</b>
<b>2016-2017</b>	313	34,299	3.03%	<b>\$146,051,106.03</b>
<b>2017-2018</b>	318	35,458	3.11%	<b>\$153,967,952.35</b>
<b>2018-2019</b>	329	36,290	3.18%	<b>\$161,445,099.77</b>
*Potential award amount all participating students are eligible to receive.				

Table 32 depicts the different payment scenarios for the 36,290 students who participated in the 2018-2019 Choice Scholarship Program. As also stated in Table 31, if all Choice students remained at their Choice school for the full year, the total amount that would be paid in Choice awards would be \$161,445,099.77. Based on the reported tuition and fees for those same students at their respective Choice school, the full tuition and fees for all participating Choice students would total \$215,870,626.49 for the 2018-2019 school year. Since 14,424 students received an award amount equal to their reported tuition and fees amount, that leaves \$54,425,526.72 in tuition and fees to be paid by the families of the 21,866 students who did not receive their full tuition and fees as their award amount, averaging \$2,489.05 due to Choice schools per student. Additionally, if the same 36,290 Choice students were to attend his/her public school corporation of legal settlement for the 2018-2019 school year, the amount that would be paid in public tuition support would total \$231,409,852.89.

Table 32. Total Choice Student Eligible Payment Amount			
Payment Type	2016-2017	2017-2018	2018-2019
Choice Award*	\$146,051,106.03	\$153,967,952.35	\$161,445,099.77
Choice School Tuition	\$190,091,688.46	\$204,267,584.52	\$215,870,626.49
Public Tuition Support	\$214,086,455.27	\$223,315,399.72	\$231,409,852.89
*Potential award amount all participating students are eligible to receive.			

## CHOICE SCHOLARSHIP PAYMENTS

Choice Scholarship award payments are made to the Choice school on the student's behalf at least once each semester. The student (if 18 years of age or older) or the student's parent or guardian signs an Endorsement Form authorizing the Department of Education to disburse the Choice Scholarship funds directly to the participating Choice school on behalf of the Choice student.

IC 20-51-4-6 specifies, "(a) If an eligible Choice Scholarship student enrolls in an eligible school for less than an entire school year, the Choice Scholarship provided under this chapter for that school year shall be reduced on a prorated basis to reflect the shorter school term."

The payment and prorated refund amounts for the past three years of the Choice Scholarship Program are detailed in Table 33 below.

Table 33. Choice Scholarship Program Payments			
	2015-2016	2016-2017	2017-2018
Fall Payment	\$68,081,368.18	\$71,500,757.38	\$76,721,438.04
Spring Payment	\$63,852,655.01	\$71,192,942.71	\$75,152,553.99
Total Payments	\$131,934,023.19	\$142,693,700.09	\$151,873,992.03
Refunds	\$419,341.51	\$500,129.84	\$496,637.85
Net Payment	\$131,514,681.68	\$142,193,570.25	\$151,377,354.18
<b>Note:</b> The 2018-2019 information is not available at this time. It will be included in report update in February 2020.			

## ADDITIONAL INFORMATION

Data contained in this report was provided by Indiana Department of Education, Office of Information Services. Data sources used in this report include the STN Application Center, the State Aid Application Center, Choice Scholarship Student Applications, Choice School Applications, and the Federal Poverty Guidelines. **Data for the Choice Scholarship Program Annual Report is specifically for the context of this report. Any questions regarding the data used should be directed to the author of the report.**

For additional information on the Choice Scholarship Program please visit our website at: <https://www.in.gov/doe/students/indiana-choice-scholarship-program/>.

Prior year Appendices E and F that outlined Choice student enrollment at Choice schools by public school corporation of legal settlement can now be found at <https://www.doe.in.gov/accountability/find-school-and-corporation-data-reports> in the Public Corporation Transfer Report.

For questions concerning the Choice Scholarship Program, please email [choiceschool@doe.in.gov](mailto:choiceschool@doe.in.gov).

## APPENDIX A: CHOICE SCHOLARSHIP STUDENTS BY SCHOOL CORPORATION OF LEGAL SETTLEMENT

Appendix A: Choice Scholarship Students by School Corporation of Legal Settlement				
Corp. No.	Corporation Name	2016-2017	2017-2018	2018-2019
0015	Adams Central Community Schools	16	15	17
5265	Alexandria Community School Corporation	53	54	62
5275	Anderson Community School Corporation	698	716	730
5470	Argos Community Schools	*	*	*
2435	Attica Consolidated School Corporation	*	*	10
3315	Avon Community School Corporation	158	185	198
1315	Barr-Reeve Community Schools	*	*	*
0365	Bartholomew Consolidated School Corporation	354	428	476
6895	Batesville Community School Corporation	86	93	86
2260	Baugo Community Schools	24	23	36
5380	Beech Grove City Schools	127	112	143
0395	Benton Community School Corporation	58	62	72
0515	Blackford County Schools	-	*	-
2920	Bloomfield School District	-	*	*
3405	Blue River Valley Schools	*	*	*
5480	Bremen Public Schools	*	*	*
0670	Brown County School Corporation	27	26	24
3305	Brownsburg Community School Corporation	235	233	234
3695	Brownstown Central Community School Corporation	20	17	23
3455	C A Beard Memorial School Corporation	-	-	*
6340	Cannelton City Schools	-	*	-
3060	Carmel Clay Schools	82	92	105
0750	Carroll Consolidated School Corporation	*	12	*
2650	Caston School Corporation	-	*	*
4205	Center Grove Community School Corporation	202	228	216
8360	Centerville-Abington Community Schools	30	24	23
6055	Central Noble Community School Corporation	17	18	11
4145	Clark-Pleasant Community School Corporation	176	180	192
1000	Clarksville Community School Corporation	91	79	88
1125	Clay Community Schools	*	*	*
1150	Clinton Central School Corporation	10	*	*
1160	Clinton Prairie School Corporation	10	16	20
6750	Cloverdale Community Schools	*	*	*
1170	Community Schools of Frankfort	31	21	39
2270	Concord Community Schools	63	82	65



**Appendix A: Choice Scholarship Students by School Corporation of Legal Settlement**

<b>Corp. No.</b>	<b>Corporation Name</b>	<b>2016-2017</b>	<b>2017-2018</b>	<b>2018-2019</b>
2440	Covington Community School Corporation	15	19	23
1900	Cowan Community School Corporation	*	*	*
1300	Crawford County Community School Corporation	*	*	-
5855	Crawfordsville Community Schools	*	*	-
3710	Crothersville Community Schools	17	17	18
4660	Crown Point Community School Corporation	127	138	134
5455	Culver Community Schools Corporation	*	*	12
1940	Daleville Community Schools	*	11	10
3325	Danville Community School Corporation	31	39	37
1655	Decatur County Community Schools	28	32	27
1835	DeKalb County Central United School District	122	133	127
1805	DeKalb County Eastern Community School District	26	25	22
1875	Delaware Community School Corporation	*	12	10
0755	Delphi Community School Corporation	20	19	18
6470	Duneland School Corporation	44	43	38
0255	East Allen County Schools	1,010	1,011	1032
2725	East Gibson School Corporation	11	12	12
6060	East Noble School Corporation	144	123	118
6510	East Porter County School Corporation	18	27	34
8215	East Washington School Corporation	*	*	*
2815	Eastbrook Community School Corporation	32	29	19
2940	Eastern Greene Schools	19	22	10
3145	Eastern Hancock County Community School Corporation	12	*	*
3480	Eastern Howard School Corporation	*	*	-
6620	Eastern Pulaski Community School Corporation	*	-	-
4215	Edinburgh Community School Corporation	*	16	14
2305	Elkhart Community Schools	375	398	429
5280	Elwood Community School Corporation	*	10	*
5910	Eminence Community School Corporation	*	*	*
7995	Evansville Vanderburgh School Corporation	1,554	1,569	1644
2155	Fairfield Community Schools	34	29	36
2395	Fayette County School Corporation	82	83	86
0370	Flat Rock-Hawcreek School Corporation	24	14	12
0235	Fort Wayne Community Schools	4,680	4,711	4642
4225	Franklin Community School Corporation	127	135	114
2475	Franklin County Community School Corporation	43	47	52
5310	Franklin Township Community School Corporation	464	473	500
5245	Frankton-Lapel Community Schools	23	16	13
7605	Fremont Community Schools	-	*	-



**Appendix A: Choice Scholarship Students by School Corporation of Legal Settlement**

<b>Corp. No.</b>	<b>Corporation Name</b>	<b>2016-2017</b>	<b>2017-2018</b>	<b>2018-2019</b>
8525	Frontier School Corporation	*	*	*
1820	Garrett-Keyser-Butler Community	55	59	47
4690	Gary Community School Corporation	590	574	573
2315	Goshen Community Schools	255	266	248
1010	Greater Clark County Schools	305	308	312
2120	Greater Jasper Consolidated Schools	74	90	84
6755	Greencastle Community School Corporation	-	-	*
3125	Greenfield-Central Community Schools	56	64	73
1730	Greensburg Community Schools	37	41	36
4245	Greenwood Community School Corporation	87	114	109
4700	Griffith Public Schools	59	70	59
7610	Hamilton Community Schools	*	-	-
3025	Hamilton Heights School Corporation	18	25	23
3005	Hamilton Southeastern Schools	292	281	298
4580	Hanover Community School Corporation	58	68	78
3625	Huntington County Community School Corporation	117	116	116
5385	Indianapolis Public Schools	3,453	3,584	3761
6900	Jac-Cen-Del Community School Corporation	*	*	*
3945	Jay School Corporation	42	49	48
4015	Jennings County Schools	90	96	112
7150	John Glenn School Corporation	21	25	23
3785	Kankakee Valley School Corporation	138	153	154
7525	Knox Community School Corporation	*	*	10
3500	Kokomo-Center Township Consolidated School Corporation	172	177	158
7855	Lafayette School Corporation	422	460	462
4615	Lake Central School Corporation	121	137	148
4650	Lake Ridge Schools	49	31	44
4680	Lake Station Community Schools	61	67	66
4535	Lakeland School Corporation	*	*	-
3160	Lanesville Community School Corporation	17	18	13
4945	LaPorte Community School Corporation	93	92	87
1620	Lawrenceburg Community School Corporation	17	14	14
0665	Lebanon Community School Corporation	74	87	80
1895	Liberty-Perry Community School Corporation	*	*	*
2950	Linton-Stockton School Corporation	-	-	-
0875	Logansport Community School Corporation	*	*	*
5525	Loogootee Community School Corporation	-	-	-
8445	M S D Bluffton-Harrison	*	*	*
6460	M S D Boone Township	*	*	10

**Appendix A: Choice Scholarship Students by School Corporation of Legal Settlement**

<b>Corp. No.</b>	<b>Corporation Name</b>	<b>2016-2017</b>	<b>2017-2018</b>	<b>2018-2019</b>
5300	M S D Decatur Township	196	195	213
5330	M S D Lawrence Township	683	734	741
5925	M S D Martinsville Schools	176	171	184
6590	M S D Mount Vernon	57	70	64
6600	M S D North Posey County Schools	45	52	65
4860	M S D of New Durham Township	*	*	10
5340	M S D Perry Township	799	923	1057
5350	M S D Pike Township	558	568	589
2960	M S D Shakamak Schools	-	-	-
0125	M S D Southwest Allen County	263	235	258
7615	M S D Steuben County	*	*	*
8050	M S D Wabash County Schools	24	24	23
8115	M S D Warren County	-	*	*
5360	M S D Warren Township	649	716	723
5370	M S D Washington Township	536	548	582
5375	M S D Wayne Township	365	412	424
5615	Maconaquah School Corporation	11	*	11
3995	Madison Consolidated Schools	230	236	257
2825	Madison-Grant United School Corporation	37	28	29
8045	Manchester Community Schools	14	20	20
2865	Marion Community Schools	266	276	207
3640	Medora Community School Corporation	*	-	*
4600	Merrillville Community School	285	271	300
4925	Michigan City Area Schools	436	434	402
2275	Middlebury Community Schools	98	103	75
6910	Milan Community Schools	*	*	12
3335	Mill Creek Community School Corporation	*	*	*
2855	Mississinewa Community School Corporation	44	44	34
5085	Mitchell Community Schools	*	*	*
6820	Monroe Central School Corporation	*	*	-
5740	Monroe County Community School Corporation	173	196	221
5900	Monroe-Gregg School District	26	39	35
5930	Mooreville Consolidated School Corporation	110	107	117
3135	Mount Vernon Community School Corporation	65	74	76
1970	Muncie Community Schools	166	168	188
8305	Nettle Creek School Corporation	*	*	*
2400	New Albany-Floyd County Consolidated School Corporation	283	299	306
3445	New Castle Community School Corporation	*	*	*
4805	New Prairie United School Corporation	15	*	14

**Appendix A: Choice Scholarship Students by School Corporation of Legal Settlement**

<b>Corp. No.</b>	<b>Corporation Name</b>	<b>2016-2017</b>	<b>2017-2018</b>	<b>2018-2019</b>
4255	Nineveh-Hensley-Jackson United Corporation	23	17	27
3070	Noblesville Schools	155	154	168
0025	North Adams Community Schools	171	175	167
6375	North Central Parke Community School Corporation	-	-	-
1375	North Daviess Community Schools	*	*	*
2735	North Gibson School Corporation	68	56	66
3180	North Harrison Community School Corporation	12	19	18
7515	North Judson-San Pierre School Corporation	48	49	58
4315	North Knox School Corporation	15	18	22
5075	North Lawrence Community Schools	76	70	71
5620	North Miami Community Schools	-	-	-
5835	North Montgomery Community School Corporation	11	*	*
5945	North Newton School Corporation	18	*	14
6715	North Putnam Community Schools	-	*	*
7385	North Spencer County School Corporation	19	14	12
8010	North Vermillion Community School Corporation	*	-	*
3295	North West Hendricks Schools	24	31	24
8515	North White School Corporation	*	*	-
2040	Northeast Dubois County School Corporation	*	*	-
7645	Northeast School Corporation	*	-	*
8375	Northeastern Wayne Schools	*	*	10
8435	Northern Wells Community Schools	32	24	27
0225	Northwest Allen County Schools	256	258	236
7350	Northwestern Consolidated School Corporation	11	*	13
3470	Northwestern School Corporation	*	14	11
5625	Oak Hill United School Corporation	20	20	15
7495	Oregon-Davis School Corporation	*	*	*
6145	Orleans Community Schools	-	-	-
6155	Paoli Community School Corporation	-	-	*
7175	Penn-Harris-Madison School Corporation	290	303	289
6325	Perry Central Community Schools Corporation	-	*	-
5635	Peru Community Schools	*	-	*
6445	Pike County School Corporation	*	*	*
0775	Pioneer Regional School Corporation	-	-	-
3330	Plainfield Community School Corporation	46	54	71
5485	Plymouth Community School Corporation	59	77	74
6550	Portage Township Schools	147	162	178
6520	Porter Township School Corporation	16	10	*
4515	Prairie Heights Community School Corporation	*	*	*

**Appendix A: Choice Scholarship Students by School Corporation of Legal Settlement**

<b>Corp. No.</b>	<b>Corporation Name</b>	<b>2016-2017</b>	<b>2017-2018</b>	<b>2018-2019</b>
6825	Randolph Central School Corporation	*	*	*
6835	Randolph Eastern School Corporation	*	-	-
6805	Randolph Southern School Corporation	*	*	*
3815	Rensselaer Central School Corporation	28	25	23
5705	Richland-Bean Blossom Community School Corporation	41	29	49
8385	Richmond Community Schools	275	245	269
6080	Rising Sun-Ohio County Community School Corporation	*	*	*
4590	River Forest Community School Corporation	*	*	*
2645	Rochester Community School Corporation	-	*	-
6300	Rockville Community School Corporation	-	-	-
1180	Rossville Consolidated School District	*	12	*
6995	Rush County Schools	58	57	57
8205	Salem Community Schools	*	*	*
4670	School City of East Chicago	379	370	376
4710	School City of Hammond	898	928	980
4730	School City of Hobart	84	84	71
7200	School City of Mishawaka	261	285	246
4720	School Town of Highland	63	73	88
4740	School Town of Munster	23	30	29
5400	School Town of Speedway	42	43	48
7230	Scott County School District I	16	19	25
7255	Scott County School District II	61	43	43
3675	Seymour Community Schools	263	270	277
7285	Shelby Eastern Schools	*	*	*
7365	Shelbyville Central Schools	52	52	50
3435	Shenandoah School Corporation	*	10	*
3055	Sheridan Community Schools	-	*	12
5520	Shoals Community School Corporation	*	*	*
8625	Smith-Green Community Schools	*	11	10
0035	South Adams Schools	*	*	*
7205	South Bend Community School Corporation	2,571	2,630	2676
4940	South Central Community School Corporation	*	*	*
1600	South Dearborn Community School Corporation	77	76	79
2765	South Gibson School Corporation	68	76	70
3190	South Harrison Community Schools	42	57	73
3415	South Henry School Corporation	*	*	*
4325	South Knox School Corporation	*	16	18
5255	South Madison Community School Corporation	33	25	29
5845	South Montgomery Community School Corporation	*	*	*

**Appendix A: Choice Scholarship Students by School Corporation of Legal Settlement**

<b>Corp. No.</b>	<b>Corporation Name</b>	<b>2016-2017</b>	<b>2017-2018</b>	<b>2018-2019</b>
5995	South Newton School Corporation	-	-	*
6705	South Putnam Community Schools	-	*	*
6865	South Ripley Community School Corporation	14	17	22
7445	South Spencer County School Corporation	61	58	49
8020	South Vermillion Community School Corporation	-	-	*
2100	Southeast Dubois County School Corporation	-	*	-
2455	Southeast Fountain School Corporation	*	*	*
0815	Southeastern School Corporation	*	*	*
3115	Southern Hancock County Community School Corporation	32	34	43
8425	Southern Wells Community Schools	-	*	*
2110	Southwest Dubois County School Corporation	*	*	*
6260	Southwest Parke Community School Corporation	-	-	-
7715	Southwest School Corporation	-	*	-
7360	Southwestern Consolidated School District Shelby County	*	*	*
4000	Southwestern-Jefferson County Consolidated Schools	49	51	57
6195	Spencer-Owen Community Schools	25	32	27
6160	Springs Valley Community School Corporation	-	-	-
1560	Sunman-Dearborn Community School Corporation	81	65	76
7775	Switzerland County School Corporation	*	*	11
3460	Taylor Community School Corporation	19	17	10
6350	Tell City-Troy Township School Corporation	-	-	-
7865	Tippecanoe School Corporation	348	384	408
4445	Tippecanoe Valley School Corporation	13	*	*
7945	Tipton Community School Corporation	*	*	-
4915	Tri Township Consolidated School Corporation	*	*	*
7935	Tri-Central Community Schools	-	-	*
8535	Tri-County School Corporation	*	*	-
4645	Tri-Creek School Corporation	38	36	31
5495	Triton School Corporation	*	*	*
6310	Turkey Run Community School Corporation	-	-	-
8565	Twin Lakes School Corporation	10	12	11
7950	Union County/College Corner Joint School District	*	*	-
6795	Union School Corporation	*	*	*
6530	Union Township School Corporation	*	*	*
7215	Union-North United School Corporation	13	12	*
6560	Valparaiso Community Schools	94	85	133
8030	Vigo County School Corporation	142	162	168
4335	Vincennes Community School Corporation	104	102	113
8060	Wabash City Schools	16	17	17

**Appendix A: Choice Scholarship Students by School Corporation of Legal Settlement**

<b>Corp. No.</b>	<b>Corporation Name</b>	<b>2016-2017</b>	<b>2017-2018</b>	<b>2018-2019</b>
2285	Wa-Nee Community Schools	28	36	31
8130	Warrick County School Corporation	215	235	249
4415	Warsaw Community Schools	160	180	150
1405	Washington Community Schools	228	222	217
4345	Wawasee Community School Corporation	14	14	15
1885	Wes-Del Community Schools	*	*	17
6630	West Central School Corporation	*	*	*
0940	West Clark Community Schools	124	144	149
7875	West Lafayette Community School Corporation	*	*	*
6065	West Noble School Corporation	*	*	*
8220	West Washington School Corporation	*	*	*
0615	Western Boone County Community School District	*	*	*
3490	Western School Corporation	15	21	23
8355	Western Wayne Schools	*	*	*
3030	Westfield-Washington Schools	57	63	48
4525	Westview School Corporation	*	*	*
2980	White River Valley School District	*	-	-
4760	Whiting School City	24	31	23
4455	Whitko Community School Corporation	39	34	29
8665	Whitley County Consolidated Schools	43	55	53
1910	Yorktown Community Schools	24	27	27
0630	Zionsville Community Schools	36	33	51

- Public school corporations with no Choice students have been marked with a hyphen.

- For data for public school corporations that show no data in the table above, please refer to previous versions of the Annual Choice Report.

\* Counts of less than 10 have been asterisked to comply with FERPA.

## APPENDIX B: CHOICE SCHOLARSHIP STUDENT COUNT BY CHOICE SCHOOL

Appendix B: Choice Scholarship Students By Choice School					
School No.	School Name	County	2016-2017	2017-2018	2018-2019
A260	Aboite Christian School	Huntington	35	34	31
C905	Adventist Christian Elementary	Monroe	*	*	10
D912	Al-Haqq Foundation Academy	Marion	-	-	*
A515	All Saints Catholic School	Cass	-	-	-
D918	Alyssum Montessori School	Allen			*
B806	Ambassador Christian Academy	Lake	154	155	152
C250	Anderson Christian School	Madison	40	27	34
B760	Andrean High School	Lake	161	149	147
A149	Apogee School for the Gifted	Marion	-	-	*
B755	Aquinas School at Saint Andrew's	Lake	79	106	131
B892	Ascension Lutheran Christian School	Lake	-	-	34
A248	Ascension Lutheran School	Allen	86	78	86
B764	Avicenna Academy	Lake	20	27	37
D196	Bais Yaakov High School of Indiana	St Joseph	-	*	12
C575	Baptist Academy	Marion	65	101	163
B015	Bethany Christian School	Elkhart	158	160	137
B290	Bethesda Christian School	Hendricks	110	113	114
C705	Bishop Chatard High School	Marion	194	205	214
A120	Bishop Dwenger High School	Allen	450	472	461
A125	Bishop Luers High School	Allen	391	383	358
B970	Bishop Noll Institute	Lake	276	281	297
A172	Blackhawk Christian Elementary School	Allen	246	282	306
A170	Blackhawk Christian Jr/Sr High School	Allen	156	181	177
C360	Brebeuf Jesuit Preparatory School	Marion	85	96	86
C396	Burge Terrace Christian School	Marion	40	41	56
B815	Calumet Christian School	Lake	106	125	123
C580	Calvary Christian School	Marion	124	118	128
C315	Calvary Lutheran School	Marion	113	96	120
C690	Capitol City Seventh Day Adventist Church School	Marion	24	16	10
C715	Cardinal Ritter High School	Marion	330	386	415
C700	Cathedral High School	Marion	250	240	232
D415	Central Catholic Jr/Sr High School	Tippecanoe	168	176	202
C625	Central Catholic School	Marion	188	197	156
A249	Central Christian School	Allen	96	108	105
A370	Central Lutheran School	Allen	160	165	153
D545	Christ the King School	Vanderburgh	48	59	64



## Appendix B: Choice Scholarship Students By Choice School

School No.	School Name	County	2016-2017	2017-2018	2018-2019
C585	Christ the King School	Marion	98	91	97
D230	Christ the King School	St Joseph	135	129	122
B045	Christian Academy of Indiana	Floyd	229	276	294
B493	Christian Academy of Madison	Jefferson	76	79	93
B195	Cicero Adventist School	Hamilton	-	-	-
B985	City Baptist Schools	Lake	-	-	-
C933	Clear Creek Christian School	Monroe	40	43	46
A479	ClearView Education	Boone	-	-	-
A875	Clinton Christian School	Elkhart	133	116	121
C495	Colonial Christian School	Marion	91	99	100
A450	Columbus Christian School Inc.	Bartholomew	122	110	135
D305	Community Baptist Christian School	St Joseph	116	111	80
D862	Community Christian School	Wayne	44	60	70
A205	Concordia Evangelical Lutheran School	Allen	246	254	284
A195	Concordia Lutheran High School	Allen	397	389	390
C281	Cornerstone Baptist Academy	Marion	83	85	88
A236	Cornerstone College Preparatory School	Allen	122	109	108
D550	Corpus Christi School	Vanderburgh	49	59	64
D235	Corpus Christi School	St Joseph	80	91	88
B469	Covenant Christian High School	Jasper	35	53	50
C527	Covenant Christian High School	Marion	100	108	124
C910	Covenant Christian School	Monroe	-	-	29
D189	Covenant Christian School	St Joseph	83	83	90
B085	Covington Christian School	Fountain	19	25	31
C215	Cross Street Christian School	Madison	28	33	30
B009	Crossing Educational Center	Elkhart	276	387	368
C514	Crosspointe Christian Academy	Marion	98	115	119
A275	Crossroad Academy	Allen	13	39	46
B771	Crown Point Christian School	Lake	122	143	161
A119	Dana Christian School	Vermillion	-	-	*
C223	Delaware Christian Academy	Delaware	44	24	13
B470	DeMotte Christian School	Jasper	137	135	143
C112	Door Prairie Adventist School	LaPorte	-	-	-
A990	Elkhart Christian Academy	Elkhart	236	255	248
B160	Eman Schools	Hamilton	121	133	167
D063	Emmanuel Baptist Academy	Porter	-	*	30
A215	Emmanuel Saint Michael Lutheran School	Allen	162	176	171
C680	Emmaus Lutheran School	Marion	14	17	20



**Appendix B: Choice Scholarship Students By Choice School**

School No.	School Name	County	2016-2017	2017-2018	2018-2019
A220	Emmaus Lutheran School	Allen	94	96	116
D485	Evansville Christian School	Vanderburgh	330	329	371
D489	Evansville Christian School - Newburgh	Vanderburgh	-	38	71
D525	Evansville Day School	Vanderburgh	38	35	38
D526	Evansville Day School PK-08	Vanderburgh	-	-	-
D625	Evansville Lutheran School	Vanderburgh	111	89	90
B748	Faith Academy	Lake	65	105	59
B037	Faith Christian School	Fayette	-	-	-
D452	Faith Christian School	Tippecanoe	243	282	284
B161	Fishers Christian Academy	Hamilton	42	40	48
B565	Flaget Elementary School	Knox	77	78	88
A724	Good Shepherd Christian Academy	Decatur	40	34	38
D555	Good Shepherd School	Vanderburgh	91	82	81
D329	Grace Christian Academy	Scott	77	72	81
D310	Granger Christian School	St Joseph	114	143	150
C966	Greenwood Christian Academy	Johnson	230	240	207
B249	Guerin Catholic High School	Hamilton	59	64	64
B790	Hammond Baptist Elementary & High School	Lake	-	-	-
C475	Hasten Hebrew Academy of Indianapolis	Marion	37	35	30
C275	Heritage Christian School	Marion	313	318	353
A746	Heritage Hall Christian School	Delaware	115	109	124
C020	Highland Christian School	Lake	164	167	173
C590	Holy Angels Catholic School	Marion	70	52	98
C595	Holy Cross Central School	Marion	195	126	174
C267	Holy Cross Lutheran School	Marion	36	43	38
A225	Holy Cross Lutheran School	Allen	202	197	192
D725	Holy Cross School	Vigo	-	-	-
B115	Holy Cross School	Gibson	29	38	39
D240	Holy Cross School	St Joseph	153	140	172
C211	Holy Cross School	Madison	165	164	162
A865	Holy Family School	Dubois	-	-	-
B050	Holy Family School	Floyd	58	67	62
D245	Holy Family School	St Joseph	157	157	155
C545	Holy Name School	Marion	133	140	153
D560	Holy Redeemer School	Vanderburgh	102	93	102
D565	Holy Rosary School	Vanderburgh	123	118	126
D570	Holy Spirit School	Vanderburgh	123	117	118
C390	Holy Spirit School	Marion	254	266	279

### Appendix B: Choice Scholarship Students By Choice School

School No.	School Name	County	2016-2017	2017-2018	2018-2019
A871	Holy Trinity Catholic School	Dubois	82	95	91
A309	Horizon Christian Academy	Allen	-	-	-
A302	Horizon Christian Academy II	Allen	-	-	-
A307	Horizon Christian Academy III	Allen	433	245	153
C282	Horizon Christian School	Marion	157	187	181
C563	Horizon Christian School-Shepherd Campus	Marion	100	108	107
B725	Howe School	LaGrange	14	12	11
B418	Huntington Catholic School	Huntington	75	89	79
A122	Illiana Christian High School	Lake	-	-	34
C600	Immaculate Heart of Mary School	Marion	*	10	14
B445	Immanuel Lutheran School	Jackson	104	110	102
D090	Immanuel Lutheran School	Porter	-	-	47
B190	Indiana Academy	Hamilton	90	83	74
C175	Indiana Christian Academy	Madison	189	182	194
B821	Indiana Horizon Academy	Lake	-	*	*
C455	Indianapolis Junior Academy	Marion	59	72	71
C679	Indianapolis Southside Christian School	Marion	-	*	26
C677	International School of Indiana (9-12)	Marion	-	*	19
C513	Islamic Academy of Indianapolis	Marion	-	*	17
B302	Islamic School of Plainfield	Hendricks	16	26	46
D913	Israel School of Excellence	Lake	-	-	34
B483	Jay County Christian Academy	Jay	41	47	48
D722	John Paul II Catholic High School	Vigo	-	-	-
B295	Kingsway Christian School	Hendricks	141	132	135
D440	Lafayette Christian School	Tippecanoe	141	154	135
B595	Lakeland Christian Academy	Kosciusko	55	61	62
B145	Lakeview Christian School	Grant	198	195	126
A740	Lakewood Park Christian School	DeKalb	262	272	236
B248	Legacy Christian School	Hamilton	34	62	68
B299	Legacy Learning Center	Marion	75	110	124
C226	Liberty Christian Elementary	Madison	197	191	188
C225	Liberty Christian School	Madison	126	145	128
C224	Liberty Christian School (7-8)	Madison	-	-	-
C927	Lighthouse Christian Academy	Monroe	152	155	154
B465	Lutheran Central School	Jackson	-	*	11
C270	Lutheran High School	Marion	121	110	109
A235	Lutheran South Unity School	Allen	65	136	139
D165	Marian High School	St Joseph	341	351	337

**Appendix B: Choice Scholarship Students By Choice School**

School No.	School Name	County	2016-2017	2017-2018	2018-2019
C125	Marquette Catholic High School	LaPorte	125	130	125
D530	Mater Dei High School	Vanderburgh	147	147	135
D315	Michiana Christian School	St Joseph	36	33	38
B747	Midwest Elite Preparatory Academy	Lake	50	28	-
D177	Mishawaka Catholic School	St Joseph	163	139	136
B915	Mizpah Seventh-Day Adventist School	Lake	-	-	*
C965	Mooreville Christian Academy	Morgan	139	150	129
B951	Morning Star Academy	Lake	12	31	50
B904	Mosaic Middle School	Lake	52	-	-
A130	Most Precious Blood School	Allen	168	166	154
C628	MTI School of Knowledge	Marion	229	233	258
D065	Nativity of Our Savior School	Porter	64	73	76
C265	Nativity School	Marion	100	123	122
D249	New Vision Christian Academy	St Joseph	24	35	25
D158	North Liberty Christian School	St Joseph	11	16	16
A405	North Star Montessori School	Bartholomew	16	18	18
C105	Notre Dame Elementary School	LaPorte	71	76	69
D135	Oldenburg Academy	Franklin	63	65	66
B246	Our Lady of Grace School	Hamilton	56	77	87
C025	Our Lady of Grace School	Lake	90	95	86
D250	Our Lady of Hungary School	St Joseph	179	190	186
C605	Our Lady of Lourdes School	Marion	99	97	95
B060	Our Lady of Perpetual School	Floyd	71	68	77
A575	Our Lady of Providence High School	Clark	107	100	95
B535	Our Lady of the Greenwood School	Johnson	140	140	150
A106	Our Lady School	Allen	102	93	78
C512	Our Shepherd Lutheran School	Hendricks	52	47	52
B167	Paddock View Residential Center	Grant	-	-	-
C899	Pinnacle School	Monroe	*	-	-
B510	Pope John XXIII School	Jefferson	153	143	148
D080	Portage Christian School	Porter	267	247	218
A870	Precious Blood School	Dubois	-	-	-
C623	Providence Cristo Rey High School	Marion	246	219	201
C110	Queen of All Saints School	LaPorte	99	100	104
A135	Queen of Angels School	Allen	128	130	127
D198	Queen of Peace School	St Joseph	96	94	93
B367	Redeemer Lutheran School	Howard	49	48	37
D535	Reitz Memorial High School	Vanderburgh	193	197	191

### Appendix B: Choice Scholarship Students By Choice School

School No.	School Name	County	2016-2017	2017-2018	2018-2019
D317	Resurrection Lutheran Academy	St Joseph	18	21	20
D610	Resurrection School	Vanderburgh	87	103	98
D860	Richmond Academy	Wayne	44	-	-
A121	Riverview Adventist Christian Academy	Vanderburgh	-	-	15
B560	Rivet Middle & High School	Knox	47	55	65
C320	Roncalli High School	Marion	342	350	385
A470	Sacred Heart School	Benton	45	44	52
B605	Sacred Heart School	Kosciusko	46	47	53
A570	Sacred Heart School	Clark	99	91	100
D255	Saint Adalbert School	St Joseph	198	203	206
A270	Saint Aloysius Catholic School	Allen	51	46	46
C205	Saint Ambrose School	Madison	-	-	-
B440	Saint Ambrose School	Jackson	67	78	88
C615	Saint Anthony Catholic School	Marion	200	208	215
D260	Saint Anthony De Padua School	St Joseph	134	142	141
A560	Saint Anthony School	Clark	179	158	143
B475	Saint Augustine School	Jasper	26	24	22
C295	Saint Barnabas School	Marion	128	153	165
A425	Saint Bartholomew School	Bartholomew	122	130	144
D590	Saint Benedict Cathedral School	Vanderburgh	84	87	87
D805	Saint Bernard Elementary School	Wabash	47	41	46
D370	Saint Bernard School	Spencer	80	75	63
D420	Saint Boniface School	Tippecanoe	62	71	72
C040	Saint Bridget School	Lake	-	-	-
B950	Saint Casimir School	Lake	330	317	321
C900	Saint Charles Borromeo School	Monroe	40	57	63
A145	Saint Charles Borromeo School	Allen	389	388	402
C795	Saint Christopher School	Marion	96	114	114
B800	Saint Edward School	Lake	-	-	-
D840	Saint Elizabeth Ann Seton School	Wayne	155	152	147
B035	Saint Gabriel Parochial School	Fayette	78	80	88
D435	Saint James Lutheran School	Tippecanoe	54	57	57
B120	Saint James School	Gibson	70	64	63
C645	Saint Joan of Arc School	Marion	177	167	181
B960	Saint John Bosco School	Lake	167	155	148
A695	Saint John Evangelical Lutheran School	Dearborn	19	27	28
C400	Saint John Evangelical Lutheran School	Marion	69	66	72
B780	Saint John Evangelist School	Lake	34	36	34

**Appendix B: Choice Scholarship Students By Choice School**

School No.	School Name	County	2016-2017	2017-2018	2018-2019
B020	Saint John Evangelist School	Elkhart	92	102	106
B450	Saint John Lutheran School	Jackson	*	*	10
B275	Saint John Lutheran School	Harrison	25	29	34
C150	Saint John Lutheran School	LaPorte	57	51	51
C985	Saint John Lutheran School	Noble	75	58	58
A355	Saint John the Baptist Catholic School	Allen	132	125	124
D465	Saint John the Baptist School	Tippecanoe	-	-	-
D265	Saint John the Baptist School	St Joseph	68	54	53
B965	Saint John the Baptist School	Lake	96	87	102
D815	Saint John the Baptist School	Warrick	89	98	100
A150	Saint John the Baptist School	Allen	158	153	144
A365	Saint John-Emmanuel Lutheran School	Allen	53	50	50
A340	Saint Joseph Catholic School	Allen	47	48	43
A350	Saint Joseph Hessen Cassel Catholic School	Allen	56	55	79
C145	Saint Joseph School	LaPorte	-	-	-
A735	Saint Joseph School	Dekalb	37	39	45
D335	Saint Joseph School	Shelby	42	42	42
D605	Saint Joseph School	Vanderburgh	38	44	50
B280	Saint Joseph School	Harrison	40	50	56
B105	Saint Joseph School	Gibson	64	58	65
D270	Saint Joseph School	St Joseph	91	82	90
A035	Saint Joseph School	Adams	171	167	165
D225	Saint Joseph's High School	St Joseph	288	311	319
A155	Saint Joseph-Saint Elizabeth Campus I	Allen	139	149	152
A104	Saint Joseph-Saint Elizabeth Campus II	Allen	197	187	193
D275	Saint Jude Catholic School	St Joseph	117	99	90
C300	Saint Jude Elementary School	Marion	137	152	155
A160	Saint Jude Elementary School	Allen	303	296	280
D425	Saint Lawrence Elementary School	Tippecanoe	100	115	114
A790	Saint Lawrence School	Delaware	25	37	44
A700	Saint Lawrence School	Dearborn	37	41	45
C280	Saint Lawrence School	Marion	158	157	165
A360	Saint Louis Besancon Catholic School	Allen	63	73	84
D130	Saint Louis School	Ripley	87	94	84
C435	Saint Luke School	Marion	100	93	90
B285	Saint Malachy School	Hendricks	124	123	108
C305	Saint Mark School	Marion	145	201	255
D430	Saint Mary Cathedral School	Tippecanoe	75	83	88

### Appendix B: Choice Scholarship Students By Choice School

School No.	School Name	County	2016-2017	2017-2018	2018-2019
B835	Saint Mary Catholic Community School	Lake	108	115	119
D140	Saint Mary Elementary School	Rush	54	54	53
C980	Saint Mary Elementary School	Noble	57	65	60
B067	Saint Mary of-the-Knobs Catholic School	Floyd	24	29	24
C210	Saint Mary School	Madison	-	-	-
A730	Saint Mary School	Decatur	23	22	15
A690	Saint Mary School	Dearborn	53	41	46
C190	Saint Mary School	Madison	45	45	55
B515	Saint Mary School	Jennings	65	68	72
A795	Saint Mary School	Delaware	55	71	67
B930	Saint Mary School	Lake	132	129	117
B065	Saint Mary's Catholic School	Floyd	-	-	-
D285	Saint Matthew Cathedral School	St Joseph	258	258	264
D095	Saint Matthew School	Posey	18	24	19
C440	Saint Matthew School	Marion	131	136	139
B775	Saint Michael School	Lake	25	29	26
B095	Saint Michael School	Franklin	31	34	33
B265	Saint Michael School	Hancock	52	55	51
C855	Saint Michael School	Marshall	74	88	84
C650	Saint Michael the Archangel School	Marion	279	303	304
C445	Saint Monica School	Marion	200	197	219
A680	Saint Nicholas School	Ripley	*	21	38
D050	Saint Patrick School	Porter	12	12	14
D720	Saint Patrick School	Vigo	140	161	160
A685	Saint Paul Catholic School	Dearborn	43	-	-
D085	Saint Paul Catholic School	Porter	16	18	21
C130	Saint Paul Lutheran School	LaPorte	90	85	77
A245	Saint Paul Lutheran School	Allen	125	131	132
B155	Saint Paul Parish School	Grant	57	59	54
A550	Saint Paul School	Clark	49	55	69
C065	Saint Paul's Lutheran School	Lake	37	47	52
A040	Saint Peter Immanuel Lutheran School	Adams	18	16	15
D375	Saint Peter Lutheran School	Starke	57	61	72
A435	Saint Peter Lutheran School	Bartholomew	122	164	182
A250	Saint Peter's Lutheran School	Allen	124	126	117
C655	Saint Philip Neri School	Marion	210	220	238
D100	Saint Philip School	Posey	31	36	36
D164	Saint Pius X Catholic School	St Joseph	94	81	97

**Appendix B: Choice Scholarship Students By Choice School**

School No.	School Name	County	2016-2017	2017-2018	2018-2019
C450	Saint Pius X School	Marion	50	56	59
C310	Saint Roch School	Marion	103	102	103
B518	Saint Rose of Lima School	Johnson	94	100	91
C665	Saint Simon the Apostle School	Marion	48	56	57
C120	Saint Stanislaus Kostka School	LaPorte	84	87	77
B865	Saint Stanislaus School	Lake	166	184	183
B300	Saint Susanna School	Hendricks	50	64	69
D615	Saint Theresa School	Vanderburgh	-	-	-
C670	Saint Therese Little Flower School	Marion	224	251	255
A175	Saint Therese School	Allen	158	161	174
C675	Saint Thomas Aquinas School	Marion	48	45	41
C060	Saint Thomas More School	Lake	72	83	85
A975	Saint Thomas the Apostle School	Elkhart	86	82	76
C160	Saint Vincent DePaul School	Lawrence	76	69	65
A980	Saint Vincent DePaul School	Elkhart	147	157	158
A180	Saint Vincent DePaul School	Allen	256	262	294
D105	Saint Wendel School	Posey	37	44	40
B540	Saints Francis and Clare Catholic School	Johnson	106	114	102
B395	Saints Joan of Arc & Patrick School	Howard	150	138	131
B125	Saints Peter & Paul School	Gibson	*	*	*
C710	Scecina Memorial School	Marion	311	310	297
C791	School for Community Learning (Formerly Project Libertas)	Marion	60	66	62
D842	Seton Catholic High School	Wayne	80	75	94
B455	Seymour Christian Academy	Jackson	86	93	93
B505	Shawe Memorial High School	Jefferson	71	82	97
D195	South Bend Hebrew Day School	St Joseph	82	93	91
D300	South Bend Junior Academy School	St Joseph	20	33	35
C349	Southport Presbyterian Christian School	Marion	26	38	39
B928	Spirit of God Accelerated School	Lake	41	-	-
A200	Suburban Bethlehem Lutheran School	Allen	84	86	102
C325	Suburban Christian School	Marion	145	159	185
C940	Tabernacle Christian Schools	Morgan	212	214	241
D748	Terre Haute Seventh Day Adventist School	Vigo	14	11	13
C589	The Independence Academy	Marion	14	*	*
B136	The King's Academy	Grant	149	159	135
C773	The Oaks Academy	Marion	175	171	178
B297	The Oaks Academy - Brookside	Marion	115	139	138
C774	The Oaks Academy - Middle School	Marion	83	105	109



### Appendix B: Choice Scholarship Students By Choice School

School No.	School Name	County	2016-2017	2017-2018	2018-2019
C918	The Prep School	Monroe	-	-	-
D458	Tippecanoe Christian School	Tippecanoe	-	-	-
B293	Todd Academy	Marion	-	-	-
C699	TP Schools	Marion	76	132	155
C375	Traders Point Christian Academy	Boone	225	259	217
C561	Trinity Christian School	Marion	177	173	182
B901	Trinity Educational Daycare & Academy	Lake	-	-	-
B452	Trinity Lutheran High School	Jackson	51	46	53
C050	Trinity Lutheran School	Lake	27	26	22
A985	Trinity Lutheran School	Elkhart	-	41	41
C395	Trinity Lutheran School	Marion	51	71	51
B850	Trinity Lutheran School	Lake	88	88	85
D217	Trinity School at Greenlawn	St Joseph	67	62	74
D907	TROY Center	Whitley	30	31	34
B241	University High School of Indiana	Hamilton	-	-	-
D073	Victory Christian Academy	Porter	160	167	167
B600	Warsaw Christian School	Kosciusko	119	132	86
A665	Washington Catholic Elementary School	Daviess	125	121	110
A660	Washington Catholic Middle/High School	Daviess	109	109	111
D580	Westside Catholic School	Vanderburgh	107	101	99
A430	White Creek Lutheran School	Bartholomew	17	40	43
A375	Woodburn Lutheran School	Allen	82	71	63
D281	Yeshiva of South Bend	St Joseph	-	*	*
B260	Zion Lutheran School	Hancock	-	-	26

- Choice schools who did not participate in the Program or did not have any Choice students have been marked with a hyphen.  
 - For data for Choice schools that show no data in the table above, please refer to previous versions of the Annual Choice Report.

\* Counts of less than 10 have been asterisked to comply with FERPA.



## APPENDIX C: CHOICE SCHOLARSHIP AWARD AMOUNTS BY CHOICE SCHOOL

**Appendix C: Choice Scholarship Award Amounts By Choice School**

School No.	School Name	County	2016-2017	2017-2018	2018-2019
A260	Aboite Christian School	Huntington	\$ 153,605.76	\$ 160,101.30	\$ 157,074.26
C905	Adventist Christian Elementary	Monroe	*	*	\$ 41,241.80
D912	Al-Haqq Foundation Academy	Marion	-	-	*
A515	All Saints Catholic School	Cass	-	-	-
D918	Alyssum Montessori School	Allen	-	-	*
B806	Ambassador Christian Academy	Lake	\$ 928,125.24	\$ 937,702.41	\$ 973,813.84
C250	Anderson Christian School	Madison	\$ 188,464.91	\$ 129,356.38	\$ 164,152.98
B760	Andrean High School	Lake	\$ 828,258.42	\$ 742,845.38	\$ 757,496.16
A149	Apogee School for the Gifted	Marion	-	-	*
B755	Aquinas School at Saint Andrew's	Lake	\$ 342,303.34	\$ 458,653.20	\$ 606,753.08
B892	Ascension Lutheran Christian School	Lake	-	-	\$ 227,120.92
A248	Ascension Lutheran School	Allen	\$ 211,070.30	\$ 171,609.36	\$ 217,511.70
B764	Avicenna Academy	Lake	\$ 107,295.75	\$ 128,123.85	\$ 197,091.35
D196	Bais Yaakov High School of Indiana	St Joseph	-	*	\$ 58,596.18
C575	Baptist Academy	Marion	\$ 324,602.84	\$ 536,760.12	\$ 894,129.25
B015	Bethany Christian School	Elkhart	\$ 715,454.05	\$ 720,849.97	\$ 637,447.38
B290	Bethesda Christian School	Hendricks	\$ 445,073.31	\$ 443,899.19	\$ 441,488.08
C705	Bishop Chatard High School	Marion	\$ 947,596.59	\$ 993,751.84	\$ 1,041,319.59
A120	Bishop Dwenger High School	Allen	\$ 1,999,392.34	\$ 2,030,207.48	\$ 2,013,292.92
A125	Bishop Luers High School	Allen	\$ 1,885,545.26	\$ 1,840,097.63	\$ 1,796,019.83
B970	Bishop Noll Institute	Lake	\$ 1,594,769.69	\$ 1,621,100.42	\$ 1,709,914.66
A172	Blackhawk Christian Elementary School	Allen	\$ 1,007,203.08	\$ 1,193,701.29	\$ 1,346,603.94
A170	Blackhawk Christian Jr/Sr High School	Allen	\$ 683,309.30	\$ 812,279.02	\$ 792,228.46
C360	Brebeuf Jesuit Preparatory School	Marion	\$ 346,173.80	\$ 415,298.62	\$ 375,583.61
C396	Burge Terrace Christian School	Marion	\$ 184,086.08	\$ 192,158.17	\$ 281,127.27
B815	Calumet Christian School	Lake	\$ 481,926.02	\$ 586,137.52	\$ 605,013.30
C580	Calvary Christian School	Marion	\$ 486,875.71	\$ 472,747.40	\$ 513,956.94
C315	Calvary Lutheran School	Marion	\$ 471,883.90	\$ 403,404.57	\$ 554,172.19
C690	Capitol City Seventh Day Adventist Church School	Marion	\$ 111,533.55	\$ 76,575.57	\$ 46,986.18
C715	Cardinal Ritter High School	Marion	\$ 1,724,870.82	\$ 2,092,518.24	\$ 2,243,164.30
C700	Cathedral High School	Marion	\$ 1,171,880.71	\$ 1,148,937.87	\$ 1,136,258.73
D415	Central Catholic Jr/Sr High School	Tippecanoe	\$ 712,610.31	\$ 773,392.56	\$ 904,272.70
C625	Central Catholic School	Marion	\$ 1,120,072.64	\$ 1,165,711.06	\$ 931,597.90
A249	Central Christian School	Allen	\$ 363,626.86	\$ 440,568.02	\$ 424,538.38
A370	Central Lutheran School	Allen	\$ 555,484.47	\$ 605,604.28	\$ 575,114.22
D545	Christ the King School	Vanderburgh	\$ 200,506.97	\$ 245,406.82	\$ 258,514.60

### Appendix C: Choice Scholarship Award Amounts By Choice School

School No.	School Name	County	2016-2017	2017-2018	2018-2019
C585	Christ the King School	Marion	\$ 386,219.52	\$ 350,697.94	\$ 389,765.12
D230	Christ the King School	St Joseph	\$ 517,391.05	\$ 493,216.56	\$ 480,212.26
B045	Christian Academy of Indiana	Floyd	\$ 928,983.89	\$ 1,138,281.87	\$ 1,210,658.98
B493	Christian Academy of Madison	Jefferson	\$ 253,358.58	\$ 286,261.79	\$ 382,887.66
B195	Cicero Adventist School	Hamilton	-	-	-
B985	City Baptist Schools	Lake	-	-	-
C933	Clear Creek Christian School	Monroe	\$ 145,369.58	\$ 163,265.05	\$ 172,949.49
A479	ClearView Education	Boone	-	-	-
A875	Clinton Christian School	Elkhart	\$ 560,450.14	\$ 474,011.78	\$ 516,676.89
C495	Colonial Christian School	Marion	\$ 372,805.88	\$ 408,222.78	\$ 418,735.85
A450	Columbus Christian School Inc.	Bartholomew	\$ 536,407.05	\$ 486,703.58	\$ 592,483.41
D305	Community Baptist Christian School	St Joseph	\$ 461,160.24	\$ 464,338.86	\$ 410,942.66
D862	Community Christian School	Wayne	\$ 162,348.77	\$ 226,226.80	\$ 285,419.46
A205	Concordia Evangelical Lutheran School	Allen	\$ 981,922.60	\$ 1,051,977.09	\$ 1,229,034.90
A195	Concordia Lutheran High School	Allen	\$ 1,826,148.62	\$ 1,840,718.98	\$ 1,782,115.06
C281	Cornerstone Baptist Academy	Marion	\$ 377,826.79	\$ 396,598.20	\$ 411,315.46
A236	Cornerstone College Preparatory School	Allen	\$ 687,290.10	\$ 623,643.50	\$ 620,254.74
D550	Corpus Christi School	Vanderburgh	\$ 121,526.69	\$ 158,005.12	\$ 184,959.28
D235	Corpus Christi School	St Joseph	\$ 296,477.62	\$ 335,649.94	\$ 338,896.37
B469	Covenant Christian High School	Jasper	\$ 137,717.16	\$ 208,607.34	\$ 192,707.07
C527	Covenant Christian High School	Marion	\$ 429,287.77	\$ 431,910.23	\$ 520,796.53
C910	Covenant Christian School	Monroe	-	-	\$ 112,002.25
D189	Covenant Christian School	St Joseph	\$ 409,650.98	\$ 424,511.34	\$ 439,662.06
B085	Covington Christian School	Fountain	\$ 73,579.87	\$ 105,339.55	\$ 128,982.07
C215	Cross Street Christian School	Madison	\$ 124,070.00	\$ 137,659.16	\$ 135,490.00
B009	Crossing Educational Center	Elkhart	\$ 1,495,546.16	\$ 2,115,752.01	\$ 2,004,772.11
C514	Crosspointe Christian Academy	Marion	\$ 378,822.01	\$ 453,317.86	\$ 520,190.02
A275	Crossroad Academy	Allen	\$ 70,523.47	\$ 215,661.99	\$ 254,202.08
B771	Crown Point Christian School	Lake	\$ 411,744.32	\$ 512,029.39	\$ 584,135.60
A119	Dana Christian School	Vermillion	-	-	*
C223	Delaware Christian Academy	Delaware	\$ 268,339.72	\$ 136,845.38	\$ 81,826.55
B470	DeMotte Christian School	Jasper	\$ 565,229.90	\$ 544,795.95	\$ 573,296.07
C112	Door Prairie Adventist School	LaPorte	-	-	-
A990	Elkhart Christian Academy	Elkhart	\$ 1,022,095.30	\$ 1,117,776.40	\$ 1,117,862.04
B160	Eman Schools	Hamilton	\$ 555,247.97	\$ 614,651.95	\$ 807,359.03
D063	Emmanuel Baptist Academy	Porter	-	*	\$ 102,183.30
A215	Emmanuel Saint Michael Lutheran School	Allen	\$ 472,138.91	\$ 516,594.27	\$ 568,282.44
C680	Emmaus Lutheran School	Marion	\$ 75,600.00	\$ 99,706.54	\$ 119,622.66

**Appendix C: Choice Scholarship Award Amounts By Choice School**

School No.	School Name	County	2016-2017	2017-2018	2018-2019
A220	Emmaus Lutheran School	Allen	\$ 399,136.85	\$ 415,933.37	\$ 507,252.30
D485	Evansville Christian School	Vanderburgh	\$ 1,502,956.53	\$ 1,485,969.05	\$ 1,757,684.38
D489	Evansville Christian School - Newburgh	Vanderburgh	-	\$ 157,919.92	\$ 316,301.15
D525	Evansville Day School	Vanderburgh	\$ 164,414.20	\$ 150,131.04	\$ 167,422.68
D526	Evansville Day School PK-08	Vanderburgh	-	-	-
D625	Evansville Lutheran School	Vanderburgh	\$ 437,188.31	\$ 363,330.65	\$ 380,068.53
B748	Faith Academy	Lake	\$ 308,178.86	\$ 667,227.32	\$ 383,527.86
B037	Faith Christian School	Fayette	-	-	-
D452	Faith Christian School	Tippecanoe	\$ 1,076,425.62	\$ 1,231,562.98	\$ 1,276,564.90
B161	Fishers Christian Academy	Hamilton	\$ 200,632.46	\$ 191,185.31	\$ 223,017.48
B565	Flaget Elementary School	Knox	\$ 266,892.00	\$ 288,575.67	\$ 323,196.93
A724	Good Shepherd Christian Academy	Decatur	\$ 117,371.55	\$ 107,066.32	\$ 145,442.05
D555	Good Shepherd School	Vanderburgh	\$ 315,762.85	\$ 291,946.59	\$ 301,199.08
D329	Grace Christian Academy	Scott	\$ 374,685.90	\$ 342,013.64	\$ 412,730.71
D310	Granger Christian School	St Joseph	\$ 491,544.94	\$ 592,978.59	\$ 646,600.30
C966	Greenwood Christian Academy	Johnson	\$ 923,362.47	\$ 999,612.67	\$ 879,517.01
B249	Guerin Catholic High School	Hamilton	\$ 244,177.46	\$ 258,726.51	\$ 285,139.63
B790	Hammond Baptist Elementary & High School	Lake	-	-	-
C475	Hasten Hebrew Academy of Indianapolis	Marion	\$ 167,895.65	\$ 157,514.54	\$ 146,465.58
C275	Heritage Christian School	Marion	\$ 1,497,763.61	\$ 1,492,092.29	\$ 1,643,119.61
A746	Heritage Hall Christian School	Delaware	\$ 508,155.33	\$ 492,936.29	\$ 590,116.66
C020	Highland Christian School	Lake	\$ 840,789.26	\$ 863,665.57	\$ 920,004.60
C590	Holy Angels Catholic School	Marion	\$ 392,020.33	\$ 303,875.16	\$ 574,279.03
C595	Holy Cross Central School	Marion	\$ 1,161,884.22	\$ 731,805.16	\$ 996,337.40
C267	Holy Cross Lutheran School	Marion	\$ 139,246.62	\$ 180,075.32	\$ 150,931.85
A225	Holy Cross Lutheran School	Allen	\$ 378,173.15	\$ 391,364.77	\$ 560,719.23
D725	Holy Cross School	Vigo	-	-	-
B115	Holy Cross School	Gibson	\$ 68,787.50	\$ 90,340.31	\$ 95,079.53
D240	Holy Cross School	St Joseph	\$ 735,239.16	\$ 679,576.58	\$ 871,128.73
C211	Holy Cross School	Madison	\$ 502,932.34	\$ 804,212.79	\$ 819,623.82
A865	Holy Family School	Dubois	-	-	-
B050	Holy Family School	Floyd	\$ 220,926.95	\$ 277,729.05	\$ 265,930.94
D245	Holy Family School	St Joseph	\$ 715,020.94	\$ 741,216.63	\$ 756,543.23
C545	Holy Name School	Marion	\$ 501,505.59	\$ 541,744.91	\$ 609,753.19
D560	Holy Redeemer School	Vanderburgh	\$ 376,592.88	\$ 340,689.19	\$ 375,472.87
D565	Holy Rosary School	Vanderburgh	\$ 476,642.18	\$ 465,357.18	\$ 500,454.01
D570	Holy Spirit School	Vanderburgh	\$ 527,794.50	\$ 498,567.36	\$ 514,885.73
C390	Holy Spirit School	Marion	\$ 1,129,321.91	\$ 1,204,710.41	\$ 1,307,904.47

### Appendix C: Choice Scholarship Award Amounts By Choice School

School No.	School Name	County	2016-2017	2017-2018	2018-2019
A871	Holy Trinity Catholic School	Dubois	\$ 202,360.00	\$ 234,595.00	\$ 230,767.29
A309	Horizon Christian Academy	Allen	-	-	-
A302	Horizon Christian Academy II	Allen	-	-	-
A307	Horizon Christian Academy III	Allen	\$ 2,437,488.08	\$ 1,381,019.32	\$ 878,343.38
C282	Horizon Christian School	Marion	\$ 721,498.10	\$ 908,693.80	\$ 889,075.62
C563	Horizon Christian School-Shepherd Campus	Marion	\$ 607,387.65	\$ 672,744.54	\$ 658,659.68
B725	Howe School	LaGrange	\$ 70,107.56	\$ 58,578.94	\$ 55,553.16
B418	Huntington Catholic School	Huntington	\$ 316,531.78	\$ 282,384.04	\$ 259,612.98
A122	Illiana Christian High School	Lake	-	-	\$ 142,967.52
C600	Immaculate Heart of Mary School	Marion	*	\$ 41,451.92	\$ 54,488.12
B445	Immanuel Lutheran School	Jackson	\$ 203,187.26	\$ 235,972.80	\$ 228,543.52
D090	Immanuel Lutheran School	Porter	#N/A	-	\$ 204,497.36
B190	Indiana Academy	Hamilton	\$ 470,001.70	\$ 424,236.45	\$ 403,606.55
C175	Indiana Christian Academy	Madison	\$ 833,005.04	\$ 812,604.25	\$ 977,806.38
B821	Indiana Horizon Academy	Lake	-	*	*
C455	Indianapolis Junior Academy	Marion	\$ 277,851.72	\$ 333,754.69	\$ 330,942.04
C679	Indianapolis Southside Christian School	Marion	-	*	\$ 100,359.83
C677	International School of Indiana (9-12)	Marion	-	*	\$ 86,843.04
C513	Islamic Academy of Indianapolis	Marion	-	*	\$ 89,977.68
B302	Islamic School of Plainfield	Hendricks	\$ 89,407.38	\$ 141,328.64	\$ 252,813.00
D913	Israel School of Excellence	Lake	-	-	\$ 210,883.58
B483	Jay County Christian Academy	Jay	\$ 210,326.84	\$ 244,884.78	\$ 241,225.73
D722	John Paul II Catholic High School	Vigo	-	-	-
B295	Kingsway Christian School	Hendricks	\$ 570,231.07	\$ 514,390.34	\$ 568,585.95
D440	Lafayette Christian School	Tippecanoe	\$ 603,081.70	\$ 668,108.66	\$ 590,701.60
B595	Lakeland Christian Academy	Kosciusko	\$ 238,242.95	\$ 258,302.46	\$ 251,929.08
B145	Lakeview Christian School	Grant	\$ 1,049,160.18	\$ 1,053,237.22	\$ 697,745.52
A740	Lakewood Park Christian School	DeKalb	\$ 1,036,176.21	\$ 1,113,828.61	\$ 971,823.41
B248	Legacy Christian School	Hamilton	\$ 142,539.08	\$ 271,689.58	\$ 293,751.42
B299	Legacy Learning Center	Marion	\$ 389,475.97	\$ 605,368.15	\$ 717,026.91
C226	Liberty Christian Elementary	Madison	\$ 926,592.87	\$ 926,052.12	\$ 992,262.30
C225	Liberty Christian School	Madison	\$ 599,937.47	\$ 690,272.30	\$ 618,664.89
C224	Liberty Christian School (7-8)	Madison	-	-	-
C927	Lighthouse Christian Academy	Monroe	\$ 665,405.85	\$ 700,049.66	\$ 720,273.48
B465	Lutheran Central School	Jackson	-	*	\$ 16,050.00
C270	Lutheran High School	Marion	\$ 565,791.91	\$ 500,579.30	\$ 486,455.33
A235	Lutheran South Unity School	Allen	\$ 330,647.10	\$ 735,532.39	\$ 760,632.60
D165	Marian High School	St Joseph	\$ 1,619,159.01	\$ 1,694,042.85	\$ 1,626,931.11

**Appendix C: Choice Scholarship Award Amounts By Choice School**

School No.	School Name	County	2016-2017	2017-2018	2018-2019
C125	Marquette Catholic High School	LaPorte	\$ 684,594.86	\$ 691,189.39	\$ 658,805.35
D530	Mater Dei High School	Vanderburgh	\$ 588,635.72	\$ 573,571.64	\$ 555,361.63
D315	Michiana Christian School	St Joseph	\$ 161,463.72	\$ 150,012.60	\$ 171,237.83
B747	Midwest Elite Preparatory Academy	Lake	\$ 260,285.55	\$ 146,000.00	-
D177	Mishawaka Catholic School	St Joseph	\$ 577,705.12	\$ 490,466.64	\$ 523,048.36
B915	Mizpah Seventh-Day Adventist School	Lake	-	-	*
C965	Mooresville Christian Academy	Morgan	\$ 561,508.17	\$ 631,649.15	\$ 571,562.79
B951	Morning Star Academy	Lake	\$ 62,082.00	\$ 165,740.50	\$ 239,116.11
B904	Mosaic Middle School	Lake	\$ 335,676.78	-	-
A130	Most Precious Blood School	Allen	\$ 583,717.98	\$ 613,130.68	\$ 605,916.79
C628	MTI School of Knowledge	Marion	\$ 1,257,589.42	\$ 1,342,888.38	\$ 1,458,122.88
D065	Nativity of Our Savior School	Porter	\$ 250,251.07	\$ 304,420.09	\$ 378,214.85
C265	Nativity School	Marion	\$ 362,926.71	\$ 460,965.14	\$ 455,986.97
D249	New Vision Christian Academy	St Joseph	\$ 132,275.59	\$ 192,794.04	\$ 141,125.00
D158	North Liberty Christian School	St Joseph	\$ 35,011.00	\$ 51,067.84	\$ 55,679.99
A405	North Star Montessori School	Bartholomew	\$ 80,793.85	\$ 91,492.19	\$ 93,060.39
C105	Notre Dame Elementary School	LaPorte	\$ 326,076.30	\$ 356,895.87	\$ 334,591.04
D135	Oldenburg Academy	Franklin	\$ 256,196.32	\$ 271,408.54	\$ 267,447.03
B246	Our Lady of Grace School	Hamilton	\$ 214,128.81	\$ 294,256.65	\$ 345,756.21
C025	Our Lady of Grace School	Lake	\$ 433,794.83	\$ 465,756.84	\$ 429,227.99
D250	Our Lady of Hungary School	St Joseph	\$ 864,582.20	\$ 973,150.42	\$ 1,022,551.96
C605	Our Lady of Lourdes School	Marion	\$ 389,201.00	\$ 386,525.29	\$ 390,557.94
B060	Our Lady of Perpetual School	Floyd	\$ 264,043.46	\$ 251,883.26	\$ 309,393.18
A575	Our Lady of Providence High School	Clark	\$ 445,572.29	\$ 416,270.36	\$ 410,002.37
B535	Our Lady of the Greenwood School	Johnson	\$ 490,609.74	\$ 510,014.04	\$ 567,088.56
A106	Our Lady School	Allen	\$ 436,840.64	\$ 412,354.17	\$ 331,869.07
C512	Our Shepherd Lutheran School	Hendricks	\$ 217,281.01	\$ 188,544.38	\$ 197,108.39
B167	Paddock View Residential Center	Grant	-	-	-
C899	Pinnacle School	Monroe	*	-	-
B510	Pope John XXIII School	Jefferson	\$ 556,820.18	\$ 546,187.64	\$ 592,576.06
D080	Portage Christian School	Porter	\$ 1,293,837.34	\$ 1,145,522.86	\$ 1,078,573.02
A870	Precious Blood School	Dubois	-	-	-
C623	Providence Cristo Rey High School	Marion	\$ 1,439,213.55	\$ 1,319,595.26	\$ 1,151,931.16
C110	Queen of All Saints School	LaPorte	\$ 429,179.00	\$ 386,875.98	\$ 505,234.56
A135	Queen of Angels School	Allen	\$ 489,894.99	\$ 499,216.14	\$ 452,938.60
D198	Queen of Peace School	St Joseph	\$ 299,219.62	\$ 311,372.56	\$ 314,240.44
B367	Redeemer Lutheran School	Howard	\$ 177,131.46	\$ 176,007.42	\$ 156,139.74
D535	Reitz Memorial High School	Vanderburgh	\$ 878,972.18	\$ 878,393.08	\$ 845,986.46



### Appendix C: Choice Scholarship Award Amounts By Choice School

School No.	School Name	County	2016-2017	2017-2018	2018-2019
D317	Resurrection Lutheran Academy	St Joseph	\$ 80,911.00	\$ 98,341.10	\$ 104,089.33
D610	Resurrection School	Vanderburgh	\$ 269,603.43	\$ 309,550.25	\$ 294,560.99
D860	Richmond Academy	Wayne	\$ 175,294.14	-	-
A121	Riverview Adventist Christian Academy	Vanderburgh	-	-	\$ 69,600.00
B560	Rivet Middle & High School	Knox	\$ 157,203.65	\$ 199,126.01	\$ 233,609.77
C320	Roncalli High School	Marion	\$ 1,553,179.00	\$ 1,591,924.71	\$ 1,753,423.11
A470	Sacred Heart School	Benton	\$ 134,324.70	\$ 124,705.45	\$ 160,553.64
B605	Sacred Heart School	Kosciusko	\$ 133,899.11	\$ 136,715.04	\$ 155,456.56
A570	Sacred Heart School	Clark	\$ 393,770.77	\$ 332,611.04	\$ 376,238.18
D255	Saint Adalbert School	St Joseph	\$ 1,045,750.42	\$ 1,125,513.98	\$ 1,158,882.46
A270	Saint Aloysius Catholic School	Allen	\$ 169,579.06	\$ 160,606.35	\$ 186,822.28
C205	Saint Ambrose School	Madison	-	-	-
B440	Saint Ambrose School	Jackson	\$ 236,742.31	\$ 293,313.67	\$ 331,164.26
C615	Saint Anthony Catholic School	Marion	\$ 1,201,088.96	\$ 1,254,518.59	\$ 1,276,626.94
D260	Saint Anthony De Padua School	St Joseph	\$ 561,955.40	\$ 614,090.87	\$ 636,480.12
A560	Saint Anthony School	Clark	\$ 754,121.01	\$ 685,789.29	\$ 621,230.72
B475	Saint Augustine School	Jasper	\$ 88,325.30	\$ 84,818.58	\$ 82,574.65
C295	Saint Barnabas School	Marion	\$ 247,753.92	\$ 343,742.72	\$ 418,728.68
A425	Saint Bartholomew School	Bartholomew	\$ 429,104.02	\$ 527,116.29	\$ 551,616.82
D590	Saint Benedict Cathedral School	Vanderburgh	\$ 302,603.01	\$ 344,061.98	\$ 363,459.64
D805	Saint Bernard Elementary School	Wabash	\$ 213,587.05	\$ 193,222.90	\$ 206,936.50
D370	Saint Bernard School	Spencer	\$ 217,906.61	\$ 234,139.95	\$ 218,691.75
D420	Saint Boniface School	Tippecanoe	\$ 247,520.43	\$ 277,053.49	\$ 298,765.25
C040	Saint Bridget School	Lake	-	-	-
B950	Saint Casimir School	Lake	\$ 1,344,607.53	\$ 1,317,692.04	\$ 1,373,092.82
C900	Saint Charles Borromeo School	Monroe	\$ 144,132.04	\$ 212,994.15	\$ 227,205.57
A145	Saint Charles Borromeo School	Allen	\$ 1,572,271.08	\$ 1,599,169.75	\$ 1,717,195.31
C795	Saint Christopher School	Marion	\$ 387,687.28	\$ 482,762.83	\$ 552,431.49
B800	Saint Edward School	Lake	-	-	-
D840	Saint Elizabeth Ann Seton School	Wayne	\$ 575,867.78	\$ 630,377.72	\$ 617,034.64
B035	Saint Gabriel Parochial School	Fayette	\$ 250,928.39	\$ 260,718.82	\$ 297,096.65
D435	Saint James Lutheran School	Tippecanoe	\$ 190,563.34	\$ 211,377.93	\$ 224,378.81
B120	Saint James School	Gibson	\$ 142,157.47	\$ 153,318.31	\$ 164,622.67
C645	Saint Joan of Arc School	Marion	\$ 750,810.81	\$ 748,351.69	\$ 819,239.66
B960	Saint John Bosco School	Lake	\$ 735,121.03	\$ 730,454.90	\$ 726,679.02
A695	Saint John Evangelical Lutheran School	Dearborn	\$ 54,902.89	\$ 83,730.00	\$ 98,391.52
C400	Saint John Evangelical Lutheran School	Marion	\$ 204,510.32	\$ 223,777.08	\$ 240,865.47
B780	Saint John Evangelist School	Lake	\$ 111,542.65	\$ 115,641.80	\$ 105,946.54

**Appendix C: Choice Scholarship Award Amounts By Choice School**

School No.	School Name	County	2016-2017	2017-2018	2018-2019
B020	Saint John Evangelist School	Elkhart	\$ 278,373.22	\$ 341,517.75	\$ 364,915.80
B450	Saint John Lutheran School	Jackson	*	*	\$ 18,859.11
B275	Saint John Lutheran School	Harrison	\$ 75,772.13	\$ 95,785.11	\$ 121,816.50
C150	Saint John Lutheran School	LaPorte	\$ 191,336.25	\$ 172,224.75	\$ 173,422.68
C985	Saint John Lutheran School	Noble	\$ 248,686.59	\$ 211,086.60	\$ 204,660.79
A355	Saint John the Baptist Catholic School	Allen	\$ 358,389.38	\$ 369,368.53	\$ 370,567.81
D465	Saint John the Baptist School	Tippecanoe	-	-	-
D265	Saint John the Baptist School	St Joseph	\$ 318,474.63	\$ 276,750.42	\$ 298,072.15
B965	Saint John the Baptist School	Lake	\$ 420,551.12	\$ 421,137.03	\$ 497,629.57
D815	Saint John the Baptist School	Warrick	\$ 282,202.01	\$ 299,319.54	\$ 319,320.48
A150	Saint John the Baptist School	Allen	\$ 669,401.69	\$ 663,672.28	\$ 640,990.12
A365	Saint John-Emmanuel Lutheran School	Allen	\$ 202,521.96	\$ 186,171.97	\$ 183,805.86
A340	Saint Joseph Catholic School	Allen	\$ 180,088.88	\$ 180,313.38	\$ 172,397.92
A350	Saint Joseph Hessen Cassel Catholic School	Allen	\$ 163,453.46	\$ 182,180.23	\$ 262,554.20
C145	Saint Joseph School	LaPorte	-	-	-
A735	Saint Joseph School	Dekalb	\$ 113,810.01	\$ 119,923.85	\$ 130,668.48
D335	Saint Joseph School	Shelby	\$ 155,866.64	\$ 152,184.55	\$ 184,357.95
D605	Saint Joseph School	Vanderburgh	\$ 92,550.51	\$ 108,520.21	\$ 121,601.76
B280	Saint Joseph School	Harrison	\$ 153,704.02	\$ 196,428.90	\$ 218,951.43
B105	Saint Joseph School	Gibson	\$ 178,048.97	\$ 165,860.95	\$ 195,980.84
D270	Saint Joseph School	St Joseph	\$ 315,232.08	\$ 277,654.01	\$ 331,934.93
A035	Saint Joseph School	Adams	\$ 541,594.74	\$ 464,419.42	\$ 453,482.54
D225	Saint Joseph's High School	St Joseph	\$ 1,407,472.11	\$ 1,526,110.29	\$ 1,613,855.72
A155	Saint Joseph-Saint Elizabeth Campus I	Allen	\$ 795,050.34	\$ 833,563.40	\$ 870,480.86
A104	Saint Joseph-Saint Elizabeth Campus II	Allen	\$ 606,441.28	\$ 585,007.18	\$ 614,703.72
D275	Saint Jude Catholic School	St Joseph	\$ 455,291.92	\$ 392,449.12	\$ 380,665.90
C300	Saint Jude Elementary School	Marion	\$ 427,243.56	\$ 499,621.08	\$ 534,810.27
A160	Saint Jude Elementary School	Allen	\$ 1,132,974.52	\$ 1,148,063.25	\$ 1,056,550.21
D425	Saint Lawrence Elementary School	Tippecanoe	\$ 369,946.57	\$ 451,293.10	\$ 490,321.44
A790	Saint Lawrence School	Delaware	\$ 82,209.39	\$ 154,559.67	\$ 206,200.23
A700	Saint Lawrence School	Dearborn	\$ 116,250.54	\$ 128,626.52	\$ 156,734.47
C280	Saint Lawrence School	Marion	\$ 768,777.71	\$ 787,627.21	\$ 821,019.65
A360	Saint Louis Besancon Catholic School	Allen	\$ 242,872.17	\$ 335,943.72	\$ 390,122.56
D130	Saint Louis School	Ripley	\$ 256,998.77	\$ 286,162.70	\$ 267,897.56
C435	Saint Luke School	Marion	\$ 340,725.27	\$ 326,637.44	\$ 330,438.97
B285	Saint Malachy School	Hendricks	\$ 446,435.58	\$ 471,561.98	\$ 391,484.15
C305	Saint Mark School	Marion	\$ 585,246.15	\$ 766,654.52	\$ 974,018.70
D430	Saint Mary Cathedral School	Tippecanoe	\$ 298,485.67	\$ 332,894.79	\$ 382,690.91

### Appendix C: Choice Scholarship Award Amounts By Choice School

School No.	School Name	County	2016-2017	2017-2018	2018-2019
B835	Saint Mary Catholic Community School	Lake	\$ 464,636.17	\$ 514,713.32	\$ 549,378.56
D140	Saint Mary Elementary School	Rush	\$ 232,219.48	\$ 228,137.71	\$ 201,719.93
C980	Saint Mary Elementary School	Noble	\$ 138,762.22	\$ 185,660.14	\$ 184,390.75
B067	Saint Mary of-the-Knobs Catholic School	Floyd	\$ 83,822.45	\$ 99,599.23	\$ 77,814.82
C210	Saint Mary School	Madison	-	-	-
A730	Saint Mary School	Decatur	\$ 71,973.54	\$ 67,959.33	\$ 49,024.24
A690	Saint Mary School	Dearborn	\$ 160,890.77	\$ 119,190.74	\$ 144,642.11
C190	Saint Mary School	Madison	\$ 130,500.00	\$ 143,007.82	\$ 176,993.47
B515	Saint Mary School	Jennings	\$ 189,833.78	\$ 204,882.45	\$ 229,942.27
A795	Saint Mary School	Delaware	\$ 185,264.40	\$ 263,735.90	\$ 250,331.59
B930	Saint Mary School	Lake	\$ 466,698.20	\$ 470,233.21	\$ 426,716.03
B065	Saint Mary's Catholic School	Floyd	-	-	-
D285	Saint Matthew Cathedral School	St Joseph	\$ 990,720.60	\$ 1,161,880.40	\$ 1,245,859.77
D095	Saint Matthew School	Posey	\$ 43,476.87	\$ 70,474.29	\$ 62,700.00
C440	Saint Matthew School	Marion	\$ 577,504.17	\$ 636,087.02	\$ 661,377.67
B775	Saint Michael School	Lake	\$ 86,629.03	\$ 108,074.61	\$ 95,108.19
B095	Saint Michael School	Franklin	\$ 28,200.00	\$ 32,455.32	\$ 34,400.00
B265	Saint Michael School	Hancock	\$ 161,090.80	\$ 192,844.99	\$ 191,623.66
C855	Saint Michael School	Marshall	\$ 292,850.29	\$ 378,057.53	\$ 368,161.32
C650	Saint Michael the Archangel School	Marion	\$ 1,253,231.93	\$ 1,399,696.22	\$ 1,449,174.98
C445	Saint Monica School	Marion	\$ 871,061.87	\$ 858,292.19	\$ 1,073,619.22
A680	Saint Nicholas School	Ripley	*	\$ 86,193.91	\$ 161,597.25
D050	Saint Patrick School	Porter	\$ 42,690.00	\$ 46,670.00	\$ 56,516.73
D720	Saint Patrick School	Vigo	\$ 553,574.90	\$ 645,136.50	\$ 635,780.30
A685	Saint Paul Catholic School	Dearborn	\$ 126,316.16	-	-
D085	Saint Paul Catholic School	Porter	\$ 46,771.09	\$ 50,845.87	\$ 62,792.20
C130	Saint Paul Lutheran School	LaPorte	\$ 452,324.00	\$ 432,680.50	\$ 392,610.48
A245	Saint Paul Lutheran School	Allen	\$ 554,472.40	\$ 603,122.15	\$ 608,058.73
B155	Saint Paul Parish School	Grant	\$ 265,998.58	\$ 278,925.35	\$ 269,711.19
A550	Saint Paul School	Clark	\$ 192,487.28	\$ 216,042.89	\$ 269,897.03
C065	Saint Paul's Lutheran School	Lake	\$ 168,073.06	\$ 204,892.95	\$ 219,427.77
A040	Saint Peter Immanuel Lutheran School	Adams	\$ 22,775.00	\$ 26,500.00	\$ 29,773.96
D375	Saint Peter Lutheran School	Starke	\$ 182,919.12	\$ 203,341.44	\$ 251,073.92
A435	Saint Peter Lutheran School	Bartholomew	\$ 483,938.17	\$ 667,920.86	\$ 731,896.89
A250	Saint Peter's Lutheran School	Allen	\$ 367,359.44	\$ 406,120.81	\$ 388,103.69
C655	Saint Philip Neri School	Marion	\$ 1,267,500.58	\$ 1,297,788.93	\$ 1,443,114.21
D100	Saint Philip School	Posey	\$ 75,940.06	\$ 91,883.08	\$ 101,534.65
D164	Saint Pius X Catholic School	St Joseph	\$ 352,408.89	\$ 301,179.88	\$ 364,048.53



**Appendix C: Choice Scholarship Award Amounts By Choice School**

School No.	School Name	County	2016-2017	2017-2018	2018-2019
C450	Saint Pius X School	Marion	\$ 171,300.09	\$ 195,287.54	\$ 205,319.73
C310	Saint Roch School	Marion	\$ 313,985.25	\$ 328,606.81	\$ 353,120.19
B518	Saint Rose of Lima School	Johnson	\$ 360,515.78	\$ 411,659.33	\$ 383,200.52
C665	Saint Simon the Apostle School	Marion	\$ 168,922.72	\$ 194,556.44	\$ 213,004.58
C120	Saint Stanislaus Kostka School	LaPorte	\$ 402,964.50	\$ 438,289.00	\$ 405,033.26
B865	Saint Stanislaus School	Lake	\$ 772,445.76	\$ 884,350.88	\$ 875,290.37
B300	Saint Susanna School	Hendricks	\$ 182,996.46	\$ 241,841.23	\$ 257,393.63
D615	Saint Theresa School	Vanderburgh	-	-	-
C670	Saint Therese Little Flower School	Marion	\$ 1,136,436.56	\$ 1,336,660.77	\$ 1,383,700.88
A175	Saint Therese School	Allen	\$ 575,507.61	\$ 657,186.52	\$ 756,380.64
C675	Saint Thomas Aquinas School	Marion	\$ 235,136.65	\$ 218,208.88	\$ 192,000.21
C060	Saint Thomas More School	Lake	\$ 316,855.33	\$ 367,574.37	\$ 364,598.62
A975	Saint Thomas the Apostle School	Elkhart	\$ 276,422.31	\$ 276,670.17	\$ 252,795.28
C160	Saint Vincent DePaul School	Lawrence	\$ 275,028.03	\$ 259,125.52	\$ 253,889.99
A980	Saint Vincent DePaul School	Elkhart	\$ 696,918.69	\$ 732,368.78	\$ 759,247.24
A180	Saint Vincent DePaul School	Allen	\$ 784,953.75	\$ 824,037.99	\$ 956,120.63
D105	Saint Wendel School	Posey	\$ 73,680.14	\$ 96,185.30	\$ 92,499.94
B540	Saints Francis and Clare Catholic School	Johnson	\$ 401,951.17	\$ 439,935.15	\$ 398,086.21
B395	Saints Joan of Arc & Patrick School	Howard	\$ 668,251.58	\$ 614,176.26	\$ 598,948.79
B125	Saints Peter & Paul School	Gibson	*	*	*
C710	Seccina Memorial School	Marion	\$ 1,692,605.22	\$ 1,713,368.40	\$ 1,660,753.88
C791	School for Community Learning (Formerly Project Libertas)	Marion	\$ 347,909.15	\$ 376,085.38	\$ 361,172.14
D842	Seton Catholic High School	Wayne	\$ 352,721.59	\$ 339,976.89	\$ 438,337.47
B455	Seymour Christian Academy	Jackson	\$ 277,456.71	\$ 310,691.21	\$ 308,918.77
B505	Shawe Memorial High School	Jefferson	\$ 305,010.33	\$ 368,728.50	\$ 462,603.92
D195	South Bend Hebrew Day School	St Joseph	\$ 413,962.02	\$ 467,556.67	\$ 460,113.17
D300	South Bend Junior Academy School	St Joseph	\$ 87,104.64	\$ 150,054.67	\$ 169,967.32
C349	Southport Presbyterian Christian School	Marion	\$ 119,307.33	\$ 172,908.71	\$ 172,069.42
B928	Spirit of God Accelerated School	Lake	\$ 194,392.72	-	-
A200	Suburban Bethlehem Lutheran School	Allen	\$ 223,995.07	\$ 238,309.66	\$ 296,748.12
C325	Suburban Christian School	Marion	\$ 620,293.63	\$ 681,925.95	\$ 860,713.14
C940	Tabernacle Christian Schools	Morgan	\$ 964,633.88	\$ 1,022,342.49	\$ 1,159,179.65
D748	Terre Haute Seventh Day Adventist School	Vigo	\$ 58,699.40	\$ 58,300.00	\$ 71,500.00
C589	The Independence Academy	Marion	\$ 70,294.79	\$ 41,340.78	*
B136	The King's Academy	Grant	\$ 555,134.06	\$ 600,957.50	\$ 525,797.10
C773	The Oaks Academy	Marion	\$ 835,685.64	\$ 818,953.65	\$ 841,669.60
B297	The Oaks Academy - Brookside	Marion	\$ 583,750.98	\$ 682,683.08	\$ 662,072.64
C774	The Oaks Academy - Middle School	Marion	\$ 385,910.73	\$ 486,986.29	\$ 498,459.37

### Appendix C: Choice Scholarship Award Amounts By Choice School

School No.	School Name	County	2016-2017	2017-2018	2018-2019
C918	The Prep School	Monroe	-	-	-
D458	Tippecanoe Christian School	Tippecanoe	-	-	-
B293	Todd Academy	Marion	-	-	-
C699	TP Schools	Marion	\$ 378,717.87	\$ 687,109.36	\$ 831,162.42
C375	Traders Point Christian Academy	Boone	\$ 969,172.42	\$ 1,139,984.51	\$ 972,928.62
C561	Trinity Christian School	Marion	\$ 943,040.05	\$ 929,669.03	\$ 996,858.88
B901	Trinity Educational Daycare & Academy	Lake	-	-	-
B452	Trinity Lutheran High School	Jackson	\$ 202,408.90	\$ 192,926.92	\$ 226,023.60
C050	Trinity Lutheran School	Lake	\$ 95,784.24	\$ 94,965.54	\$ 86,743.36
A985	Trinity Lutheran School	Elkhart	-	\$ 125,677.58	\$ 141,846.79
C395	Trinity Lutheran School	Marion	\$ 208,953.00	\$ 308,233.05	\$ 241,286.65
B850	Trinity Lutheran School	Lake	\$ 283,214.02	\$ 293,215.44	\$ 316,141.50
D217	Trinity School at Greenlawn	St Joseph	\$ 281,496.83	\$ 252,610.52	\$ 296,674.31
D907	TROY Center	Whitley	\$ 153,592.95	\$ 148,490.35	\$ 165,824.87
B241	University High School of Indiana	Hamilton	-	-	-
D073	Victory Christian Academy	Porter	\$ 628,664.11	\$ 713,573.34	\$ 724,003.10
B600	Warsaw Christian School	Kosciusko	\$ 506,382.29	\$ 564,332.61	\$ 346,711.63
A665	Washington Catholic Elementary School	Daviess	\$ 545,540.06	\$ 573,314.22	\$ 509,528.79
A660	Washington Catholic Middle/High School	Daviess	\$ 516,754.42	\$ 520,132.33	\$ 528,832.25
D580	Westside Catholic School	Vanderburgh	\$ 487,281.29	\$ 443,893.51	\$ 451,147.91
A430	White Creek Lutheran School	Bartholomew	\$ 42,408.00	\$ 77,310.06	\$ 67,032.55
A375	Woodburn Lutheran School	Allen	\$ 262,060.16	\$ 263,067.14	\$ 246,407.30
D281	Yeshiva of South Bend	St Joseph	-	*	*
B260	Zion Lutheran School	Hancock	-	-	\$ 80,482.60

- Choice schools who did not participate in the Program or did not have any Choice students have been marked with a hyphen.  
 - For data for Choice schools that show no data in the table above, please refer to previous versions of the Annual Choice Report.  
 \* Counts of less than 10 have been asterisked to comply with FERPA.

## APPENDIX D: CHOICE SCHOLARSHIP AWARD AMOUNTS BY PUBLIC SCHOOL CORPORATION OF LEGAL SETTLEMENT OF CHOICE STUDENTS

<b>Appendix D: Choice Scholarship Award Amounts by Public School Corporation of Legal Settlement of Choice Students</b>				
<b>Corp. No.</b>	<b>Corporation Name</b>	<b>2016-2017</b>	<b>2017-2018</b>	<b>2018-2019</b>
0015	Adams Central Community Schools	\$30,080.65	\$31,619.59	\$37,878.14
5265	Alexandria Community School Corporation	\$174,350.29	\$184,200.54	\$213,629.11
5275	Anderson Community School Corporation	\$3,060,429.37	\$3,427,597.36	\$3,725,742.41
5470	Argos Community Schools	*	*	*
2435	Attica Consolidated School Corporation	*	*	\$42,221.35
3315	Avon Community School Corporation	\$594,811.85	\$677,241.48	\$765,568.20
1315	Barr-Reeve Community Schools	*	*	*
0365	Bartholomew Consolidated School Corporation	\$1,376,469.51	\$1,714,352.27	\$1,859,162.49
6895	Batesville Community School Corporation	\$274,347.40	\$299,670.02	\$284,536.33
2260	Baugo Community Schools	\$88,610.03	\$81,658.38	\$125,318.14
5380	Beech Grove City Schools	\$564,716.82	\$485,909.16	\$616,998.38
0395	Benton Community School Corporation	\$185,064.60	\$196,713.68	\$241,778.26
0515	Blackford County Schools	-	*	-
2920	Bloomfield School District	-	*	*
3405	Blue River Valley Schools	*	*	*
5480	Bremen Public Schools	*	*	*
0670	Brown County School Corporation	\$116,359.29	\$116,698.65	\$97,217.53
3305	Brownsburg Community School Corporation	\$868,894.48	\$874,751.27	\$909,014.60
3695	Brownstown Central Community School Corporation	\$67,113.04	\$54,557.84	\$51,548.53
3455	C A Beard Memorial School Corporation	-	-	*
6340	Cannelton City Schools	-	*	-
3060	Carmel Clay Schools	\$293,681.43	\$321,581.71	\$421,373.27
0750	Carroll Consolidated School Corporation	*	\$35,666.30	*
2650	Caston School Corporation	-	*	*
4205	Center Grove Community School Corporation	\$689,317.67	\$773,621.06	\$732,937.09
8360	Centerville-Abington Community Schools	\$102,886.15	\$74,957.40	\$77,446.46
6055	Central Noble Community School Corporation	\$37,440.73	\$34,801.34	\$28,929.90
4145	Clark-Pleasant Community School Corporation	\$676,857.77	\$706,537.73	\$781,644.43
1000	Clarksville Community School Corporation	\$390,475.05	\$349,229.13	\$397,080.53
1125	Clay Community Schools	*	*	*
1150	Clinton Central School Corporation	\$51,488.29	*	*
1160	Clinton Prairie School Corporation	\$49,050.47	\$83,223.81	\$97,787.94
6750	Cloverdale Community Schools	*	*	*
1170	Community Schools of Frankfort	\$163,633.67	\$106,454.36	\$201,392.45
2270	Concord Community Schools	\$285,625.86	\$381,444.38	\$296,002.08

**Appendix D: Choice Scholarship Award Amounts by Public School Corporation of Legal Settlement of Choice Students**

<b>Corp. No.</b>	<b>Corporation Name</b>	<b>2016-2017</b>	<b>2017-2018</b>	<b>2018-2019</b>
2440	Covington Community School Corporation	\$57,744.40	\$78,939.55	\$92,232.07
1900	Cowan Community School Corporation	*	*	*
1300	Crawford County Community School Corporation	*	*	-
5855	Crawfordsville Community Schools	*	*	-
3710	Crothersville Community Schools	\$68,939.48	\$67,202.77	\$69,980.79
4660	Crown Point Community School Corporation	\$444,406.48	\$488,758.20	\$522,298.38
5455	Culver Community Schools Corporation	*	*	\$50,975.58
1940	Daleville Community Schools	*	\$49,455.42	\$47,856.10
3325	Danville Community School Corporation	\$116,287.80	\$154,182.10	\$140,730.04
1655	Decatur County Community Schools	\$95,073.71	\$109,414.26	\$99,759.82
1835	DeKalb County Central United School District	\$443,457.92	\$514,142.78	\$462,718.30
1805	DeKalb County Eastern Community School District	\$101,097.10	\$92,234.86	\$90,566.00
1875	Delaware Community School Corporation	*	\$54,983.11	\$37,200.61
0755	Delphi Community School Corporation	\$92,093.62	\$73,638.17	\$73,295.46
6470	Duneland School Corporation	\$178,248.56	\$175,139.78	\$147,663.36
0255	East Allen County Schools	\$3,764,225.10	\$3,885,881.06	\$4,134,854.14
2725	East Gibson School Corporation	\$37,834.25	\$38,424.18	\$43,682.26
6060	East Noble School Corporation	\$471,636.17	\$430,448.65	\$417,917.12
6510	East Porter County School Corporation	\$61,955.79	\$120,075.88	\$152,063.58
8215	East Washington School Corporation	*	*	*
2815	Eastbrook Community School Corporation	\$126,522.85	\$109,654.99	\$72,671.17
2940	Eastern Greene Schools	\$79,075.64	\$93,820.64	\$36,077.38
3145	Eastern Hancock County Community School Corporation	\$42,606.56	*	*
3480	Eastern Howard School Corporation	*	*	-
6620	Eastern Pulaski Community School Corporation	*	-	-
4215	Edinburgh Community School Corporation	*	\$69,244.57	\$56,779.71
2305	Elkhart Community Schools	\$1,629,896.35	\$1,726,483.46	\$1,941,138.70
5280	Elwood Community School Corporation	*	\$47,418.33	*
5910	Eminence Community School Corporation	*	*	*
7995	Evansville Vanderburgh School Corporation	\$6,219,348.24	\$6,223,987.72	\$6,777,295.92
2155	Fairfield Community Schools	\$124,948.53	\$106,960.73	\$129,190.50
2395	Fayette County School Corporation	\$272,603.39	\$281,344.39	\$294,474.88
0370	Flat Rock-Hawcreek School Corporation	\$105,227.53	\$55,921.80	\$51,105.21
0235	Fort Wayne Community Schools	\$19,802,861.90	\$20,353,790.65	\$20,246,738.78
4225	Franklin Community School Corporation	\$483,703.45	\$558,009.74	\$475,021.47
2475	Franklin County Community School Corporation	\$75,485.09	\$85,059.98	\$109,146.44
5310	Franklin Township Community School Corporation	\$1,724,880.07	\$1,788,913.34	\$1,919,226.19
5245	Frankton-Lapel Community Schools	\$82,622.88	\$59,655.90	\$50,799.09

**Appendix D: Choice Scholarship Award Amounts by Public School Corporation of Legal Settlement of Choice Students**

<b>Corp. No.</b>	<b>Corporation Name</b>	<b>2016-2017</b>	<b>2017-2018</b>	<b>2018-2019</b>
7605	Fremont Community Schools	-	*	-
8525	Frontier School Corporation	*	*	*
1820	Garrett-Keyser-Butler Community	\$186,023.26	\$205,905.43	\$157,061.98
4690	Gary Community School Corporation	\$3,213,018.32	\$3,219,923.71	\$3,391,173.80
2315	Goshen Community Schools	\$1,027,837.23	\$1,093,341.44	\$1,047,353.20
1010	Greater Clark County Schools	\$1,229,553.47	\$1,248,706.73	\$1,276,562.18
2120	Greater Jasper Consolidated Schools	\$184,918.92	\$225,151.92	\$214,482.82
6755	Greencastle Community School Corporation	-	-	*
3125	Greenfield-Central Community Schools	\$191,087.94	\$234,146.55	\$293,680.48
1730	Greensburg Community Schools	\$121,217.98	\$141,853.88	\$139,036.76
4245	Greenwood Community School Corporation	\$364,579.21	\$476,792.16	\$446,610.14
4700	Griffith Public Schools	\$215,628.42	\$272,810.82	\$226,029.24
7610	Hamilton Community Schools	*	-	-
3025	Hamilton Heights School Corporation	\$77,819.07	\$105,607.01	\$107,079.14
3005	Hamilton Southeastern Schools	\$1,157,253.38	\$1,104,976.44	\$1,199,457.63
4580	Hanover Community School Corporation	\$172,510.82	\$228,869.76	\$242,584.31
3625	Huntington County Community School Corporation	\$447,470.20	\$374,822.90	\$407,752.10
5385	Indianapolis Public Schools	\$18,718,087.34	\$19,672,064.81	\$20,874,951.91
6900	Jac-Cen-Del Community School Corporation	*	*	*
3945	Jay School Corporation	\$210,643.84	\$255,609.66	\$241,225.73
4015	Jennings County Schools	\$274,791.30	\$305,882.31	\$394,688.84
7150	John Glenn School Corporation	\$65,947.42	\$86,619.42	\$89,247.64
3785	Kankakee Valley School Corporation	\$560,206.01	\$604,156.87	\$599,374.33
7525	Knox Community School Corporation	*	*	\$39,230.00
3500	Kokomo-Center Township Consolidated School Corporation	\$781,545.98	\$827,017.99	\$792,744.86
7855	Lafayette School Corporation	\$1,878,514.13	\$2,083,370.59	\$2,201,035.07
4615	Lake Central School Corporation	\$449,798.09	\$498,387.84	\$555,118.32
4650	Lake Ridge Schools	\$236,058.96	\$138,521.86	\$212,401.81
4680	Lake Station Community Schools	\$301,959.06	\$330,979.78	\$331,031.66
4535	Lakeland School Corporation	*	*	-
3160	Lanesville Community School Corporation	\$58,348.16	\$67,011.85	\$50,651.72
4945	LaPorte Community School Corporation	\$366,790.42	\$369,073.55	\$366,001.68
1620	Lawrenceburg Community School Corporation	\$57,935.83	\$54,745.23	\$59,139.80
0665	Lebanon Community School Corporation	\$312,385.80	\$358,143.20	\$343,648.98
1895	Liberty-Perry Community School Corporation	*	*	*
2950	Linton-Stockton School Corporation	-	-	-
0875	Logansport Community School Corporation	*	*	*
5525	Loogootee Community School Corporation	-	-	-



**Appendix D: Choice Scholarship Award Amounts by Public School Corporation of Legal Settlement of Choice Students**

<b>Corp. No.</b>	<b>Corporation Name</b>	<b>2016-2017</b>	<b>2017-2018</b>	<b>2018-2019</b>
8445	M S D Bluffton-Harrison	*	*	*
6460	M S D Boone Township	*	*	\$42,272.94
5300	M S D Decatur Township	\$940,062.94	\$954,250.71	\$1,030,546.49
5330	M S D Lawrence Township	\$2,976,940.47	\$3,317,053.47	\$3,366,808.33
5925	M S D Martinsville Schools	\$789,976.58	\$788,110.90	\$876,600.74
6590	M S D Mount Vernon	\$167,998.20	\$224,963.76	\$229,809.16
6600	M S D North Posey County Schools	\$112,571.97	\$132,443.65	\$173,446.34
4860	M S D of New Durham Township	*	*	\$42,358.48
5340	M S D Perry Township	\$3,067,772.61	\$3,668,065.95	\$4,309,291.58
5350	M S D Pike Township	\$2,586,798.85	\$2,636,083.45	\$2,781,184.96
2960	M S D Shakamak Schools	-	-	-
0125	M S D Southwest Allen County	\$819,711.36	\$721,128.79	\$864,312.19
7615	M S D Steuben County	*	*	*
8050	M S D Wabash County Schools	\$108,922.80	\$109,280.62	\$89,803.50
8115	M S D Warren County	-	*	*
5360	M S D Warren Township	\$2,997,603.74	\$3,380,512.12	\$3,494,175.77
5370	M S D Washington Township	\$2,262,939.14	\$2,346,539.59	\$2,606,123.07
5375	M S D Wayne Township	\$1,675,435.60	\$1,932,470.05	\$2,086,757.98
5615	Maconaquah School Corporation	\$52,982.05	*	\$51,499.16
3995	Madison Consolidated Schools	\$873,873.42	\$939,086.92	\$1,084,703.42
2825	Madison-Grant United School Corporation	\$153,436.76	\$105,204.84	\$134,264.16
8045	Manchester Community Schools	\$64,321.00	\$74,461.76	\$72,123.79
2865	Marion Community Schools	\$1,320,832.42	\$1,383,900.45	\$1,040,353.65
3640	Medora Community School Corporation	*	-	*
4600	Merrillville Community School	\$1,262,652.15	\$1,231,416.94	\$1,397,331.36
4925	Michigan City Area Schools	\$2,127,134.90	\$2,100,148.63	\$2,061,420.00
2275	Middlebury Community Schools	\$382,546.23	\$395,929.92	\$306,303.62
6910	Milan Community Schools	*	*	\$59,502.56
3335	Mill Creek Community School Corporation	*	*	*
2855	Mississinewa Community School Corporation	\$191,028.10	\$188,819.30	\$145,721.64
5085	Mitchell Community Schools	*	*	*
6820	Monroe Central School Corporation	*	*	-
5740	Monroe County Community School Corporation	\$692,265.82	\$823,844.98	\$938,117.68
5900	Monroe-Gregg School District	\$84,882.31	\$148,074.06	\$122,244.52
5930	Mooresville Consolidated School Corporation	\$444,125.91	\$457,900.62	\$538,932.20
3135	Mount Vernon Community School Corporation	\$222,017.03	\$271,324.99	\$297,528.89
1970	Muncie Community Schools	\$778,472.36	\$755,010.04	\$890,369.24
8305	Nettle Creek School Corporation	*	*	*

**Appendix D: Choice Scholarship Award Amounts by Public School Corporation of Legal Settlement of Choice Students**

<b>Corp. No.</b>	<b>Corporation Name</b>	<b>2016-2017</b>	<b>2017-2018</b>	<b>2018-2019</b>
2400	New Albany-Floyd County Consolidated School Corporation	\$1,121,752.37	\$1,200,195.37	\$1,255,671.46
3445	New Castle Community School Corporation	*	*	*
4805	New Prairie United School Corporation	\$56,235.55	*	\$34,953.50
4255	Nineveh-Hensley-Jackson United Corporation	\$96,278.73	\$61,370.67	\$118,625.29
3070	Noblesville Schools	\$626,164.98	\$635,827.45	\$701,890.37
0025	North Adams Community Schools	\$540,632.26	\$488,602.28	\$461,064.72
6375	North Central Parke Community School Corporation	-	-	-
1375	North Daviess Community Schools	*	*	*
2735	North Gibson School Corporation	\$189,829.94	\$156,741.95	\$194,052.84
3180	North Harrison Community School Corporation	\$39,569.80	\$69,762.04	\$61,169.53
7515	North Judson-San Pierre School Corporation	\$153,052.96	\$162,061.44	\$200,813.92
4315	North Knox School Corporation	\$61,678.08	\$72,346.40	\$84,516.45
5075	North Lawrence Community Schools	\$281,981.26	\$267,632.26	\$286,099.86
5620	North Miami Community Schools	-	-	-
5835	North Montgomery Community School Corporation	\$42,435.75	*	*
5945	North Newton School Corporation	\$80,087.01	*	\$63,989.12
6715	North Putnam Community Schools	-	*	*
7385	North Spencer County School Corporation	\$47,680.25	\$37,968.59	\$36,826.78
8010	North Vermillion Community School Corporation	*	-	*
3295	North West Hendricks Schools	\$82,417.91	\$112,226.69	\$93,771.72
8515	North White School Corporation	*	*	-
2040	Northeast Dubois County School Corporation	*	*	-
7645	Northeast School Corporation	*	-	*
8375	Northeastern Wayne Schools	*	*	\$40,232.40
8435	Northern Wells Community Schools	\$123,848.44	\$78,942.89	\$96,294.69
0225	Northwest Allen County Schools	\$762,906.32	\$801,295.86	\$764,858.57
7350	Northwestern Consolidated School Corporation	\$51,632.22	*	\$61,141.41
3470	Northwestern School Corporation	*	\$51,762.10	\$41,189.89
5625	Oak Hill United School Corporation	\$82,405.88	\$87,453.32	\$54,467.96
7495	Oregon-Davis School Corporation	*	*	*
6145	Orleans Community Schools	-	-	-
6155	Paoli Community School Corporation	-	-	*
7175	Penn-Harris-Madison School Corporation	\$1,036,411.30	\$1,113,452.09	\$1,040,770.82
6325	Perry Central Community Schools Corporation	-	*	-
5635	Peru Community Schools	*	-	*
6445	Pike County School Corporation	*	*	*
0775	Pioneer Regional School Corporation	-	-	-
3330	Plainfield Community School Corporation	\$195,823.91	\$223,332.80	\$302,797.69

**Appendix D: Choice Scholarship Award Amounts by Public School Corporation of Legal Settlement of Choice Students**

<b>Corp. No.</b>	<b>Corporation Name</b>	<b>2016-2017</b>	<b>2017-2018</b>	<b>2018-2019</b>
5485	Plymouth Community School Corporation	\$245,621.06	\$345,372.10	\$339,277.08
6550	Portage Township Schools	\$635,082.06	\$693,243.20	\$834,753.08
6520	Porter Township School Corporation	\$65,825.88	\$37,762.33	*
4515	Prairie Heights Community School Corporation	*	*	*
6825	Randolph Central School Corporation	*	*	*
6835	Randolph Eastern School Corporation	*	-	-
6805	Randolph Southern School Corporation	*	*	*
3815	Rensselaer Central School Corporation	\$93,997.84	\$95,766.72	\$90,571.54
5705	Richland-Bean Blossom Community School Corporation	\$200,042.29	\$143,111.09	\$221,000.58
8385	Richmond Community Schools	\$1,096,842.47	\$1,053,557.68	\$1,184,629.84
6080	Rising Sun-Ohio County Community School Corporation	*	*	*
4590	River Forest Community School Corporation	*	*	*
2645	Rochester Community School Corporation	-	*	-
6300	Rockville Community School Corporation	-	-	-
1180	Rossville Consolidated School District	*	\$56,574.37	*
6995	Rush County Schools	\$236,609.62	\$229,264.00	\$219,951.82
8205	Salem Community Schools	*	*	*
4670	School City of East Chicago	\$1,903,965.32	\$1,901,470.04	\$1,964,220.74
4710	School City of Hammond	\$4,162,470.45	\$4,436,838.19	\$4,745,017.88
4730	School City of Hobart	\$364,500.62	\$349,845.77	\$305,402.23
7200	School City of Mishawaka	\$1,064,460.43	\$1,202,782.14	\$1,029,560.80
4720	School Town of Highland	\$232,289.25	\$288,052.43	\$336,057.69
4740	School Town of Munster	\$82,740.57	\$100,768.25	\$89,733.74
5400	School Town of Speedway	\$185,330.48	\$194,809.48	\$219,015.07
7230	Scott County School District I	\$76,413.70	\$97,666.84	\$131,202.24
7255	Scott County School District II	\$289,142.60	\$195,743.72	\$216,840.44
3675	Seymour Community Schools	\$752,160.90	\$816,683.60	\$864,370.44
7285	Shelby Eastern Schools	*	*	*
7365	Shelbyville Central Schools	\$191,602.40	\$196,929.70	\$225,001.21
3435	Shenandoah School Corporation	*	\$39,515.78	*
3055	Sheridan Community Schools	-	*	\$54,801.24
5520	Shoals Community School Corporation	*	*	*
8625	Smith-Green Community Schools	*	\$45,376.85	\$35,366.91
0035	South Adams Schools	*	*	*
7205	South Bend Community School Corporation	\$11,633,133.53	\$12,356,215.10	\$13,114,378.58
4940	South Central Community School Corporation	*	*	*
1600	South Dearborn Community School Corporation	\$250,203.61	\$244,585.05	\$269,826.71
2765	South Gibson School Corporation	\$147,437.83	\$196,377.03	\$188,824.71



**Appendix D: Choice Scholarship Award Amounts by Public School Corporation of Legal Settlement of Choice Students**

<b>Corp. No.</b>	<b>Corporation Name</b>	<b>2016-2017</b>	<b>2017-2018</b>	<b>2018-2019</b>
3190	South Harrison Community Schools	\$155,457.25	\$215,739.78	\$286,880.83
3415	South Henry School Corporation	*	*	*
4325	South Knox School Corporation	*	\$54,712.18	\$59,297.17
5255	South Madison Community School Corporation	\$125,292.05	\$117,233.05	\$126,602.34
5845	South Montgomery Community School Corporation	*	*	*
5995	South Newton School Corporation	-	-	*
6705	South Putnam Community Schools	-	*	*
6865	South Ripley Community School Corporation	\$41,717.95	\$53,711.60	\$82,858.10
7445	South Spencer County School Corporation	\$169,878.04	\$184,546.54	\$174,756.97
8020	South Vermillion Community School Corporation	-	-	*
2100	Southeast Dubois County School Corporation	-	*	-
2455	Southeast Fountain School Corporation	*	*	*
0815	Southeastern School Corporation	*	*	*
3115	Southern Hancock County Community School Corporation	\$125,192.62	\$135,787.03	\$161,794.48
8425	Southern Wells Community Schools	-	*	*
2110	Southwest Dubois County School Corporation	*	*	*
6260	Southwest Parke Community School Corporation	-	-	-
7715	Southwest School Corporation	-	*	-
7360	Southwestern Consolidated School District Shelby County	*	*	*
4000	Southwestern-Jefferson County Consolidated Schools	\$177,515.09	\$198,602.04	\$253,304.83
6195	Spencer-Owen Community Schools	\$97,078.34	\$127,821.08	\$114,362.71
6160	Springs Valley Community School Corporation	-	-	-
1560	Sunman-Dearborn Community School Corporation	\$251,585.67	\$230,591.64	\$270,317.01
7775	Switzerland County School Corporation	*	*	\$52,647.00
3460	Taylor Community School Corporation	\$81,500.84	\$81,240.58	\$55,295.76
6350	Tell City-Troy Township School Corporation	-	-	-
7865	Tippecanoe School Corporation	\$1,314,895.30	\$1,482,005.85	\$1,615,716.23
4445	Tippecanoe Valley School Corporation	\$64,018.27	*	*
7945	Tipton Community School Corporation	*	*	-
4915	Tri Township Consolidated School Corporation	*	*	*
7935	Tri-Central Community Schools	-	-	*
8535	Tri-County School Corporation	*	*	-
4645	Tri-Creek School Corporation	\$149,403.85	\$146,487.18	\$128,326.53
5495	Triton School Corporation	*	*	*
6310	Turkey Run Community School Corporation	-	-	-
8565	Twin Lakes School Corporation	\$45,255.74	\$52,934.89	\$50,051.63
7950	Union County/College Corner Joint School District	*	*	-
6795	Union School Corporation	*	*	*

**Appendix D: Choice Scholarship Award Amounts by Public School Corporation of Legal Settlement of Choice Students**

<b>Corp. No.</b>	<b>Corporation Name</b>	<b>2016-2017</b>	<b>2017-2018</b>	<b>2018-2019</b>
6530	Union Township School Corporation	*	*	*
7215	Union-North United School Corporation	\$53,472.50	\$53,297.96	*
6560	Valparaiso Community Schools	\$367,720.75	\$328,988.84	\$538,003.20
8030	Vigo County School Corporation	\$559,288.90	\$661,547.44	\$687,066.00
4335	Vincennes Community School Corporation	\$356,415.54	\$375,057.86	\$413,222.89
8060	Wabash City Schools	\$70,312.04	\$83,165.66	\$82,050.19
2285	Wa-Nee Community Schools	\$127,698.46	\$154,863.48	\$136,008.54
8130	Warrick County School Corporation	\$765,984.24	\$851,884.63	\$922,882.11
4415	Warsaw Community Schools	\$611,596.08	\$715,950.18	\$555,157.93
1405	Washington Community Schools	\$1,030,411.80	\$1,052,368.04	\$1,017,874.70
4345	Wawasee Community School Corporation	\$46,992.61	\$45,118.39	\$48,550.98
1885	Wes-Del Community Schools	*	*	\$75,720.10
6630	West Central School Corporation	*	*	*
0940	West Clark Community Schools	\$482,566.67	\$565,599.41	\$573,259.34
7875	West Lafayette Community School Corporation	*	*	*
6065	West Noble School Corporation	*	*	*
8220	West Washington School Corporation	*	*	*
0615	Western Boone County Community School District	*	*	*
3490	Western School Corporation	\$45,781.87	\$66,339.28	\$70,572.94
8355	Western Wayne Schools	*	*	*
3030	Westfield-Washington Schools	\$225,343.53	\$241,163.00	\$182,125.95
4525	Westview School Corporation	*	*	*
2980	White River Valley School District	*	-	-
4760	Whiting School City	\$99,030.57	\$137,343.11	\$101,667.44
4455	Whitko Community School Corporation	\$187,575.40	\$160,271.34	\$134,030.62
8665	Whitley County Consolidated Schools	\$192,344.46	\$212,010.50	\$216,912.38
1910	Yorktown Community Schools	\$84,220.90	\$99,934.48	\$114,148.92
0630	Zionsville Community Schools	\$134,195.13	\$122,011.69	\$202,190.83

- Public school corporations with no Choice students have been marked with a hyphen.  
 - For data for public school corporations that show no data in the table above, please refer to previous versions of the Annual Choice Report.  
 \* Counts less than 10 have been asterisked to comply with FERPA.

## APPENDIX E: PUBLIC SCHOOL CORPORATION BASED ON CHOICE SCHOOL PHYSICAL LOCATION

### Appendix E: Public School Corporation Based on Choice School Physical Location

Corp. No.	Corp. Name	School No.	School Name
5265	Alexandria Community School Corporation	C190	Saint Mary School
5275	Anderson Community School Corporation	C250	Anderson Christian School
5275	Anderson Community School Corporation	C211	Holy Cross School
5275	Anderson Community School Corporation	C225	Liberty Christian School
5275	Anderson Community School Corporation	C226	Liberty Christian School
3315	Avon Community School Corporation	B295	Kingsway Christian School
3315	Avon Community School Corporation	C512	Our Shepherd Lutheran School
0365	Bartholomew Consolidated School Corporation	A450	Columbus Christian School
0365	Bartholomew Consolidated School Corporation	A405	North Star Montessori
0365	Bartholomew Consolidated School Corporation	A425	Saint Bartholomew School
0365	Bartholomew Consolidated School Corporation	A435	Saint Peter's Lutheran School
0365	Bartholomew Consolidated School Corporation	A430	White Creek Lutheran School
6895	Batesville Community School Corporation	D135	Oldenburg Academy
6895	Batesville Community School Corporation	D130	Saint Louis School
5380	Beech Grove City Schools	C545	Holy Name Catholic School
0395	Benton Community School Corporation	A470	Sacred Heart School
3305	Brownsburg Community School Corporation	B290	Bethesda Christian School
3305	Brownsburg Community School Corporation	B285	Saint Malachy
3695	Brownstown Central Community School Corporation	B465	Lutheran Central School
4205	Center Grove Community School Corporation	B540	Saints Francis and Clare Catholic School
4145	Clark-Pleasant Community School Corporation	C966	Greenwood Christian Academy
1000	Clarksville Community School Corporation	A560	Saint Anthony Catholic School
2270	Concord Community Schools	B009	Crossing Educational Center
2270	Concord Community Schools	A990	Elkhart Christian Academy
2440	Covington Community School Corporation	B085	Covington Christian School
4660	Crown Point Community School Corporation	B835	Saint Mary Catholic Community School
4660	Crown Point Community School Corporation	B850	Trinity Lutheran School
1835	DeKalb County Central United School District	A740	Lakewood Park Christian School
1875	Delaware Community School Corporation	C223	Delaware Christian Academy
6470	Duneland School Corporation	D050	Saint Patrick School
0255	East Allen County Schools	A370	Central Lutheran School
0255	East Allen County Schools	A355	Saint John the Baptist Catholic School
0255	East Allen County Schools	A365	Saint John-Emmanuel Lutheran School
0255	East Allen County Schools	A350	Saint Joseph Hessen Cassel
0255	East Allen County Schools	A360	Saint Louis Academy

### Appendix E: Public School Corporation Based on Choice School Physical Location

Corp. No.	Corp. Name	School No.	School Name
0255	East Allen County Schools	A340	Saint Rose of Lima
0255	East Allen County Schools	A375	Woodburn Lutheran School
6060	East Noble School Corporation	C985	Saint John Lutheran School
6060	East Noble School Corporation	C980	Saint Mary of the Assumption School
6510	East Porter County School Corporation	D073	Victory Christian Academy
2305	Elkhart Community Schools	A975	Saint Thomas the Apostle
2305	Elkhart Community Schools	A980	Saint Vincent de Paul
2305	Elkhart Community Schools	A985	Trinity Lutheran School
7995	Evansville Vanderburgh School Corporation	D570	Annunciation Catholic at Holy Spirit
7995	Evansville Vanderburgh School Corporation	D545	Annunciation Catholic School
7995	Evansville Vanderburgh School Corporation	D550	Corpus Christi School
7995	Evansville Vanderburgh School Corporation	D485	Evansville Christian School
7995	Evansville Vanderburgh School Corporation	D525	Evansville Day School
7995	Evansville Vanderburgh School Corporation	D625	Evansville Lutheran School
7995	Evansville Vanderburgh School Corporation	D555	Good Shepherd Catholic School
7995	Evansville Vanderburgh School Corporation	D560	Holy Redeemer
7995	Evansville Vanderburgh School Corporation	D565	Holy Rosary School
7995	Evansville Vanderburgh School Corporation	D530	Mater Dei High School
7995	Evansville Vanderburgh School Corporation	D535	Reitz Memorial High School
7995	Evansville Vanderburgh School Corporation	D610	Resurrection School
7995	Evansville Vanderburgh School Corporation	A121	Riverview Adventist Christian Academy
7995	Evansville Vanderburgh School Corporation	D590	Saint Benedict Cathedral
7995	Evansville Vanderburgh School Corporation	D605	Saint Joseph School
7995	Evansville Vanderburgh School Corporation	D580	Westside Catholic School
2155	Fairfield Community Schools	A875	Clinton Christian School
2395	Fayette County School Corporation	B035	Saint Gabriel School
0235	Fort Wayne Community Schools	D918	Alyssum Montessori School
0235	Fort Wayne Community Schools	A248	Ascension Lutheran School
0235	Fort Wayne Community Schools	A120	Bishop Dwenger High School
0235	Fort Wayne Community Schools	A125	Bishop Luers High School
0235	Fort Wayne Community Schools	A170	Blackhawk Christian School
0235	Fort Wayne Community Schools	A172	Blackhawk Christian School
0235	Fort Wayne Community Schools	A249	Central Christian School
0235	Fort Wayne Community Schools	A195	Concordia Lutheran High School
0235	Fort Wayne Community Schools	A205	Concordia Lutheran School
0235	Fort Wayne Community Schools	A236	Cornerstone Christian College Prep School
0235	Fort Wayne Community Schools	A275	Crossroad Academy
0235	Fort Wayne Community Schools	A215	Emmanuel Saint Michael Lutheran School

**Appendix E: Public School Corporation Based on Choice School Physical Location**

<b>Corp. No.</b>	<b>Corp. Name</b>	<b>School No.</b>	<b>School Name</b>
0235	Fort Wayne Community Schools	A225	Holy Cross Lutheran School
0235	Fort Wayne Community Schools	A307	Horizon Christian Academy
0235	Fort Wayne Community Schools	A235	Lutheran South Unity School
0235	Fort Wayne Community Schools	A130	Most Precious Blood
0235	Fort Wayne Community Schools	A106	Our Lady School
0235	Fort Wayne Community Schools	A135	Queen of Angels School
0235	Fort Wayne Community Schools	A270	Saint Aloysius Catholic School
0235	Fort Wayne Community Schools	A145	Saint Charles Borromeo School
0235	Fort Wayne Community Schools	A150	Saint John the Baptist
0235	Fort Wayne Community Schools	A155	Saint Joseph Catholic School
0235	Fort Wayne Community Schools	A160	Saint Jude Catholic School
0235	Fort Wayne Community Schools	A245	Saint Paul's Lutheran School
0235	Fort Wayne Community Schools	A250	Saint Peter's Lutheran School
0235	Fort Wayne Community Schools	A175	Saint Therese Catholic School
0235	Fort Wayne Community Schools	A180	Saint Vincent de Paul School
0235	Fort Wayne Community Schools	A200	Suburban Bethlehem Lutheran School
4225	Franklin Community School Corporation	B518	Saint Rose of Lima
2475	Franklin County Community School Corporation	B095	Saint Michael School
5310	Franklin Township Community School Corporation	C270	Lutheran High School of Indianapolis
5310	Franklin Township Community School Corporation	C265	Nativity Catholic School
5245	Frankton-Lapel Community Schools	C215	Cross Street Christian School
5245	Frankton-Lapel Community Schools	C175	Indiana Christian Academy
1820	Garrett-Keyser-Butler Community	A735	Saint Joseph School
4690	Gary Community School Corporation	B806	Ambassador Christian Academy
4690	Gary Community School Corporation	B892	Ascension Lutheran Christian School
4690	Gary Community School Corporation	B915	Mizpah Seventh-Day Adventist School
2315	Goshen Community Schools	B015	Bethany Christian School
2315	Goshen Community Schools	B020	Saint John the Evangelist
1010	Greater Clark County Schools	A575	Our Lady of Providence High School
1010	Greater Clark County Schools	A570	Sacred Heart School
2120	Greater Jasper Consolidated Schools	A871	Holy Trinity Catholic School
3125	Greenfield-Central Community Schools	B265	Saint Michael Catholic School
1730	Greensburg Community Schools	A724	Good Shepherd Christian Academy
1730	Greensburg Community Schools	A730	Saint Mary's School
4245	Greenwood Community School Corporation	B535	Our Lady of the Greenwood School
4700	Griffith Public Schools	B815	Calumet Christian School
4700	Griffith Public Schools	B930	Saint Mary School
3025	Hamilton Heights School Corporation	B190	Indiana Academy

**Appendix E: Public School Corporation Based on Choice School Physical Location**

<b>Corp. No.</b>	<b>Corp. Name</b>	<b>School No.</b>	<b>School Name</b>
3005	Hamilton Southeastern Schools	B160	Eman School
3005	Hamilton Southeastern Schools	B161	Fishers Christian Academy
4580	Hanover Community School Corporation	B771	Crown Point Christian School
4580	Hanover Community School Corporation	A122	Illiana Christian High School
3625	Huntington County Community School Corporation	B418	Huntington Catholic School
5385	Indianapolis Public Schools	A149	Apogee School for the Gifted
5385	Indianapolis Public Schools	C705	Bishop Chatard High School
5385	Indianapolis Public Schools	C690	Capitol City Seventh Day Adventist School
5385	Indianapolis Public Schools	C715	Cardinal Ritter High School
5385	Indianapolis Public Schools	C700	Cathedral High School
5385	Indianapolis Public Schools	C625	Central Catholic School
5385	Indianapolis Public Schools	C575	Central Christian Academy
5385	Indianapolis Public Schools	C585	Christ the King Catholic School
5385	Indianapolis Public Schools	C680	Emmaus Lutheran School
5385	Indianapolis Public Schools	C590	Holy Angels Catholic School
5385	Indianapolis Public Schools	C595	Holy Cross Central School
5385	Indianapolis Public Schools	C563	Horizon at Shepherd
5385	Indianapolis Public Schools	C600	Immaculate Heart of Mary School
5385	Indianapolis Public Schools	B299	Legacy Learning Center
5385	Indianapolis Public Schools	C628	MTI School of Knowledge
5385	Indianapolis Public Schools	C605	Our Lady of Lourdes School
5385	Indianapolis Public Schools	C623	Providence Cristo Rey High School
5385	Indianapolis Public Schools	C615	Saint Anthony Catholic School
5385	Indianapolis Public Schools	C645	Saint Joan of Arc Catholic School
5385	Indianapolis Public Schools	C650	Saint Michael - Saint Gabriel the Archangels Catholic School
5385	Indianapolis Public Schools	C655	Saint Philip Neri School
5385	Indianapolis Public Schools	C670	Saint Therese Little Flower
5385	Indianapolis Public Schools	C675	Saint Thomas Aquinas School
5385	Indianapolis Public Schools	C710	Seccina Memorial High School
5385	Indianapolis Public Schools	C791	School for Community Learning (Formerly Project Libertas)
5385	Indianapolis Public Schools	C589	The Independence Academy
5385	Indianapolis Public Schools	B297	The Oaks Academy-Brookside
5385	Indianapolis Public Schools	C773	The Oaks Academy-Fall Creek
5385	Indianapolis Public Schools	C774	The Oaks Academy-Middle School
5385	Indianapolis Public Schools	C561	Trinity Christian School
3945	Jay School Corporation	B483	Jay County Christian Academy
4015	Jennings County Schools	B515	Saint Mary's School
7150	John Glenn School Corporation	D158	North Liberty Christian School



**Appendix E: Public School Corporation Based on Choice School Physical Location**

<b>Corp. No.</b>	<b>Corp. Name</b>	<b>School No.</b>	<b>School Name</b>
3785	Kankakee Valley School Corporation	B469	Covenant Christian High School
3785	Kankakee Valley School Corporation	B470	DeMotte Christian School
3500	Kokomo-Center Township Consolidated School Corporation	B367	Redeemer Lutheran School
7855	Lafayette School Corporation	D415	Central Catholic Jr/Sr High School
7855	Lafayette School Corporation	D440	Lafayette Christian School
7855	Lafayette School Corporation	D420	Saint Boniface School
7855	Lafayette School Corporation	D435	Saint James Lutheran School
7855	Lafayette School Corporation	D425	Saint Lawrence Elementary School
7855	Lafayette School Corporation	D430	Saint Mary Cathedral School
4615	Lake Central School Corporation	B780	Saint John the Evangelist School
4615	Lake Central School Corporation	B775	Saint Michael Catholic School
4650	Lake Ridge Schools	D913	Israel School of Excellence
4535	Lakeland School Corporation	B725	Howe Military Academy
3160	Lanesville Community School Corporation	B275	Saint John's Lutheran School
4945	LaPorte Community School Corporation	C150	Saint John's Lutheran School
1620	Lawrenceburg Community School Corporation	A700	Saint Lawrence Catholic School
0665	Lebanon Community School Corporation	C375	Traders Point Christian Academy
5330	M S D Lawrence Township	C281	Cornerstone Baptist Academy
5330	M S D Lawrence Township	C275	Heritage Christian School
5330	M S D Lawrence Township	C267	Holy Cross Lutheran School
5330	M S D Lawrence Township	C282	Horizon Christian School
5330	M S D Lawrence Township	C280	Saint Lawrence Catholic School
5330	M S D Lawrence Township	C665	Saint Simon the Apostle Catholic School
5330	M S D Lawrence Township	C699	TP Schools
5925	M S D Martinsville Schools	C940	Tabernacle Christian School
6590	M S D Mount Vernon	D095	Saint Matthew School
6590	M S D Mount Vernon	D100	Saint Philip Catholic School
6600	M S D North Posey County Schools	D105	Saint Wendel Catholic School
5350	M S D Pike Township	D912	Al-Haqq Foundation Academy
5350	M S D Pike Township	C360	Brebeuf Jesuit Preparatory School
0125	M S D Southwest Allen County	A260	Aboite Christian School
0125	M S D Southwest Allen County	A220	Emmaus Lutheran School
0125	M S D Southwest Allen County	A104	Saint Elizabeth Ann Seton Catholic School
5360	M S D Warren Township	C396	Burge Terrace Christian School
5360	M S D Warren Township	C390	Holy Spirit Catholic School
5360	M S D Warren Township	C400	Saint John Lutheran School
5360	M S D Warren Township	C395	Trinity Lutheran School
5370	M S D Washington Township	C495	Colonial Christian School

**Appendix E: Public School Corporation Based on Choice School Physical Location**

<b>Corp. No.</b>	<b>Corp. Name</b>	<b>School No.</b>	<b>School Name</b>
5370	M S D Washington Township	C475	Hasten Hebrew Academy
5370	M S D Washington Township	C455	Indianapolis Junior Academy
5370	M S D Washington Township	C677	International School of Indiana
5370	M S D Washington Township	C435	Saint Luke Catholic School
5370	M S D Washington Township	C440	Saint Matthew Catholic School
5370	M S D Washington Township	C445	Saint Monica School
5370	M S D Washington Township	C450	Saint Pius X School
5375	M S D Wayne Township	C527	Covenant Christian High School
5375	M S D Wayne Township	C514	Crosspointe Christian Academy
5375	M S D Wayne Township	C513	Islamic Academy of Indianapolis
3995	Madison Consolidated Schools	B493	Christian Academy of Madison
3995	Madison Consolidated Schools	B510	Pope John XXIII Elementary
3995	Madison Consolidated Schools	B505	Shawe Memorial Jr/Sr High School
2865	Marion Community Schools	B145	Lakeview Christian School
2865	Marion Community Schools	B155	Saint Paul Parish School
4600	Merrillville Community School	B760	Andrean High School
4600	Merrillville Community School	B755	Aquinas School at Saint Andrews
4600	Merrillville Community School	B764	Avicenna Academy
4600	Merrillville Community School	B748	Faith Academy
4600	Merrillville Community School	B821	Indiana Horizon Academy
4925	Michigan City Area Schools	C125	Marquette Catholic High School
4925	Michigan City Area Schools	C105	Notre Dame Catholic School
4925	Michigan City Area Schools	C110	Queen of All Saints School
4925	Michigan City Area Schools	C130	Saint Paul Lutheran School
4925	Michigan City Area Schools	C120	Saint Stanislaus Kostka
2855	Mississinewa Community School Corporation	B136	The King's Academy
5740	Monroe County Community School Corporation	C905	Adventist Christian Elementary School
5740	Monroe County Community School Corporation	C933	Clear Creek Christian School
5740	Monroe County Community School Corporation	C910	Covenant Christian School
5740	Monroe County Community School Corporation	C927	Lighthouse Christian Academy
5740	Monroe County Community School Corporation	C900	Saint Charles Borromeo Catholic School
5930	Mooresville Consolidated School Corporation	C965	Mooresville Christian Academy
1970	Muncie Community Schools	A790	Saint Lawrence Catholic School
1970	Muncie Community Schools	A795	Saint Mary School
2400	New Albany-Floyd County Consolidated School Corporation	B045	Christian Academy of Indiana
2400	New Albany-Floyd County Consolidated School Corporation	B050	Holy Family School
2400	New Albany-Floyd County Consolidated School Corporation	B060	Our Lady of Perpetual Help
2400	New Albany-Floyd County Consolidated School Corporation	B067	Saint Mary of the Knobs School



**Appendix E: Public School Corporation Based on Choice School Physical Location**

<b>Corp. No.</b>	<b>Corp. Name</b>	<b>School No.</b>	<b>School Name</b>
3070	Noblesville Schools	B248	Legacy Christian School
3070	Noblesville Schools	B246	Our Lady of Grace Catholic School
3070	Noblesville Schools	B249	Saint Theodore Guerin High School
0025	North Adams Community Schools	A035	Saint Joseph Catholic School
0025	North Adams Community Schools	A040	Saint Peter-Immanuel Lutheran School
2735	North Gibson School Corporation	B105	Saint Joseph Catholic School
7515	North Judson-San Pierre School Corporation	D375	Saint Peter Lutheran School
5075	North Lawrence Community Schools	C160	Saint Vincent de Paul School
7175	Penn-Harris-Madison School Corporation	D189	Covenant Christian School
7175	Penn-Harris-Madison School Corporation	D165	Marian High School
7175	Penn-Harris-Madison School Corporation	D164	Saint Pius X Catholic School
5340	M S D Perry Township	C580	Calvary Christian School
5340	M S D Perry Township	C315	Calvary Lutheran School
5340	M S D Perry Township	C679	Indianapolis Southside Christian Academy
5340	M S D Perry Township	C320	Roncalli High School
5340	M S D Perry Township	C295	Saint Barnabas Catholic School
5340	M S D Perry Township	C300	Saint Jude Catholic School
5340	M S D Perry Township	C305	Saint Mark Catholic School
5340	M S D Perry Township	C310	Saint Roch Catholic School
5340	M S D Perry Township	C349	Southport Presbyterian Christian School
5340	M S D Perry Township	C325	Suburban Christian School
3330	Plainfield Community School Corporation	B300	Saint Susanna School
3330	Plainfield Community School Corporation	B302	Universal School of Plainfield
5485	Plymouth Community School Corporation	C855	Saint Michael Catholic School
6550	Portage Township Schools	D063	Emmanuel Baptist Academy
6550	Portage Township Schools	D065	Nativity of Our Savior School
6550	Portage Township Schools	D080	Portage Christian School
3815	Rensselaer Central School Corporation	B475	Saint Augustine School
8385	Richmond Community Schools	D862	Community Christian School
8385	Richmond Community Schools	D840	Seton Catholic Elementary
8385	Richmond Community Schools	D842	Seton Catholic High School
6995	Rush County Schools	D140	Saint Mary Catholic School
4670	School City of East Chicago	B865	Saint Stanislaus School
4710	School City of Hammond	B970	Bishop Noll Institute
4710	School City of Hammond	B951	Morning Star Academy
4710	School City of Hammond	B950	Saint Casimir Catholic Elementary School
4710	School City of Hammond	B960	Saint John Bosco School
4710	School City of Hammond	B965	Saint John the Baptist Catholic School

**Appendix E: Public School Corporation Based on Choice School Physical Location**

<b>Corp. No.</b>	<b>Corp. Name</b>	<b>School No.</b>	<b>School Name</b>
4730	School City of Hobart	C050	Trinity Lutheran School
7200	School City of Mishawaka	D196	Bais Yaakov High School of Indiana
7200	School City of Mishawaka	D177	Mishawaka Catholic School
7200	School City of Mishawaka	D249	New Vision Christian Academy
7200	School City of Mishawaka	D198	Queen of Peace School
7200	School City of Mishawaka	D195	South Bend Hebrew Day School
4720	School Town of Highland	C020	Highland Christian School
4720	School Town of Highland	C025	Our Lady of Grace
4740	School Town of Munster	C065	Saint Paul Lutheran School
4740	School Town of Munster	C060	Saint Thomas More School
5400	School Town of Speedway	C795	Saint Christopher School
7255	Scott County School District II	D329	Grace Christian Academy
3675	Seymour Community Schools	B445	Immanuel Lutheran School
3675	Seymour Community Schools	B440	Saint Ambrose Catholic School
3675	Seymour Community Schools	B450	Saint John's Lutheran School
3675	Seymour Community Schools	B455	Sandy Creek Christian Academy
3675	Seymour Community Schools	B452	Trinity Lutheran High School
7365	Shelbyville Central Schools	D335	Saint Joseph School
7205	South Bend Community School Corporation	D230	Christ the King School
7205	South Bend Community School Corporation	D305	Community Baptist Christian School
7205	South Bend Community School Corporation	D235	Corpus Christi School
7205	South Bend Community School Corporation	D310	Granger Christian School
7205	South Bend Community School Corporation	D240	Holy Cross School
7205	South Bend Community School Corporation	D245	Holy Family School
7205	South Bend Community School Corporation	D315	Michiana Christian Academy
7205	South Bend Community School Corporation	D250	Our Lady of Hungary School
7205	South Bend Community School Corporation	D317	Resurrection Lutheran Academy
7205	South Bend Community School Corporation	D255	Saint Adalbert Catholic School
7205	South Bend Community School Corporation	D260	Saint Anthony de Padua Catholic School
7205	South Bend Community School Corporation	D265	Saint John the Baptist Catholic School
7205	South Bend Community School Corporation	D270	Saint Joseph Grade School
7205	South Bend Community School Corporation	D225	Saint Joseph High School
7205	South Bend Community School Corporation	D275	Saint Jude Catholic School
7205	South Bend Community School Corporation	D285	Saint Matthew Cathedral School
7205	South Bend Community School Corporation	D300	South Bend Junior Academy
7205	South Bend Community School Corporation	D217	Trinity School at Greenlawn
7205	South Bend Community School Corporation	D281	Yeshiva of South Bend
1600	South Dearborn Community School Corporation	A695	Saint John Ev. Lutheran School

**Appendix E: Public School Corporation Based on Choice School Physical Location**

<b>Corp. No.</b>	<b>Corp. Name</b>	<b>School No.</b>	<b>School Name</b>
1600	South Dearborn Community School Corporation	A690	Saint Mary's School
2765	South Gibson School Corporation	B115	Holy Cross Catholic School
2765	South Gibson School Corporation	B120	Saint James School
2765	South Gibson School Corporation	B125	Saints Peter and Paul School
3190	South Harrison Community Schools	B280	Saint Joseph Catholic School
7445	South Spencer County School Corporation	D370	Saint Bernard Catholic School
8020	South Vermillion Community School Corporation	A119	Dana Christian School
3115	Southern Hancock County Community School Corporation	B260	Zion Lutheran School
1560	Sunman-Dearborn Community School Corporation	A680	Saint Nicholas School
7865	Tiptecanoe School Corporation	D452	Faith Christian School
6560	Valparaiso Community Schools	D090	Immanuel Lutheran School
6560	Valparaiso Community Schools	D085	Saint Paul Catholic School
8030	Vigo County School Corporation	D720	Saint Patrick School
8030	Vigo County School Corporation	D748	Terre Haute Adventist School
4335	Vincennes Community School Corporation	B565	Flaget Elementary
4335	Vincennes Community School Corporation	B560	Rivet Middle/High School
8060	Wabash City Schools	D805	Saint Bernard Elementary
8130	Warrick County School Corporation	D489	Evansville Christian School-Newburgh
8130	Warrick County School Corporation	D815	Saint John the Baptist Catholic School
4415	Warsaw Community Schools	B595	Lakeland Christian Academy
4415	Warsaw Community Schools	B605	Sacred Heart School
4415	Warsaw Community Schools	B600	Warsaw Christian School
1405	Washington Community Schools	A665	Washington Catholic Elementary School
1405	Washington Community Schools	A660	Washington Catholic Middle/High School
0940	West Clark Community Schools	A550	Saint John Paul II Catholic School
3490	Western School Corporation	B395	Saints Joan of Arc & Patrick School
8665	Whitley County Consolidated Schools	D907	TROY Center
1910	Yorktown Community Schools	A746	Heritage Hall Christian School

- Crossing Educational Center, B009, has multiple campuses throughout Indiana but all are listed under a single school number which is tied to one public school corporation.