

Grace College Office of Charter

Authorizing

Smith Academy for Excellence



Dugger Union Community School



Grace College Office of Charter

Mission: Grace College Office of Charter's mission is to provide educational choice by authorizing public charter schools in communities that express a desire for educational alternatives based on need or innovation and by promoting school accountability which impacts academic programs and student achievement.

Grace College Office of Charter equips districts with professional standards and best practices to authorize and support quality public charter schools for all Indiana students.

Goals:

- *To identify and implement best practices in the charter schools Grace College Office of Charter authorizes*
- *To promote a charter school application process that encourages operational performance and high-level student achievement*
- *To uphold school autonomy while maintaining strong accountability that monitors charter effectiveness*

Grace College Office of Charter

Our Schools

School	Grades Served	Established	Model
Smith Academy for Excellence	2-12	2012	Traditional
Dugger Union Community School	K-12	2015	Traditional

Smith Academy for Excellence

a Grace College Charter School



Smith Academy for Excellence

ADDRESS

725 West Washington Boulevard
Fort Wayne, IN 46802

TELEPHONE

(260) 579-6939

WEBSITE

<http://www.fwsafe.com/>

Grades Served:	2-12
Year Opened:	2012
Final Year in Contract:	2018-2019 (7 year charter)
Total Enrollment:	90 students
School Leaders:	Corey Smith Cameron Smith

Enrollment Data

2015-2016 Academic Year

Enrollment by Grade

Grade 2	2
Grade 3	4
Grade 4	7
Grade 5	6
Grade 6	6
Grade 7	13
Grade 8	11
Grade 9	14
Grade 10	7
Grade 11	13
Grade 12	7
TOTAL	90

Ethnicity

African American	56	62%
Hispanic	1	1%
Multiracial	14	16%
White	17	19%
Asian	2	2%

Meal Plan

Free	65	72%
Reduced Price	10	11%
Paid	15	17%

Special Education

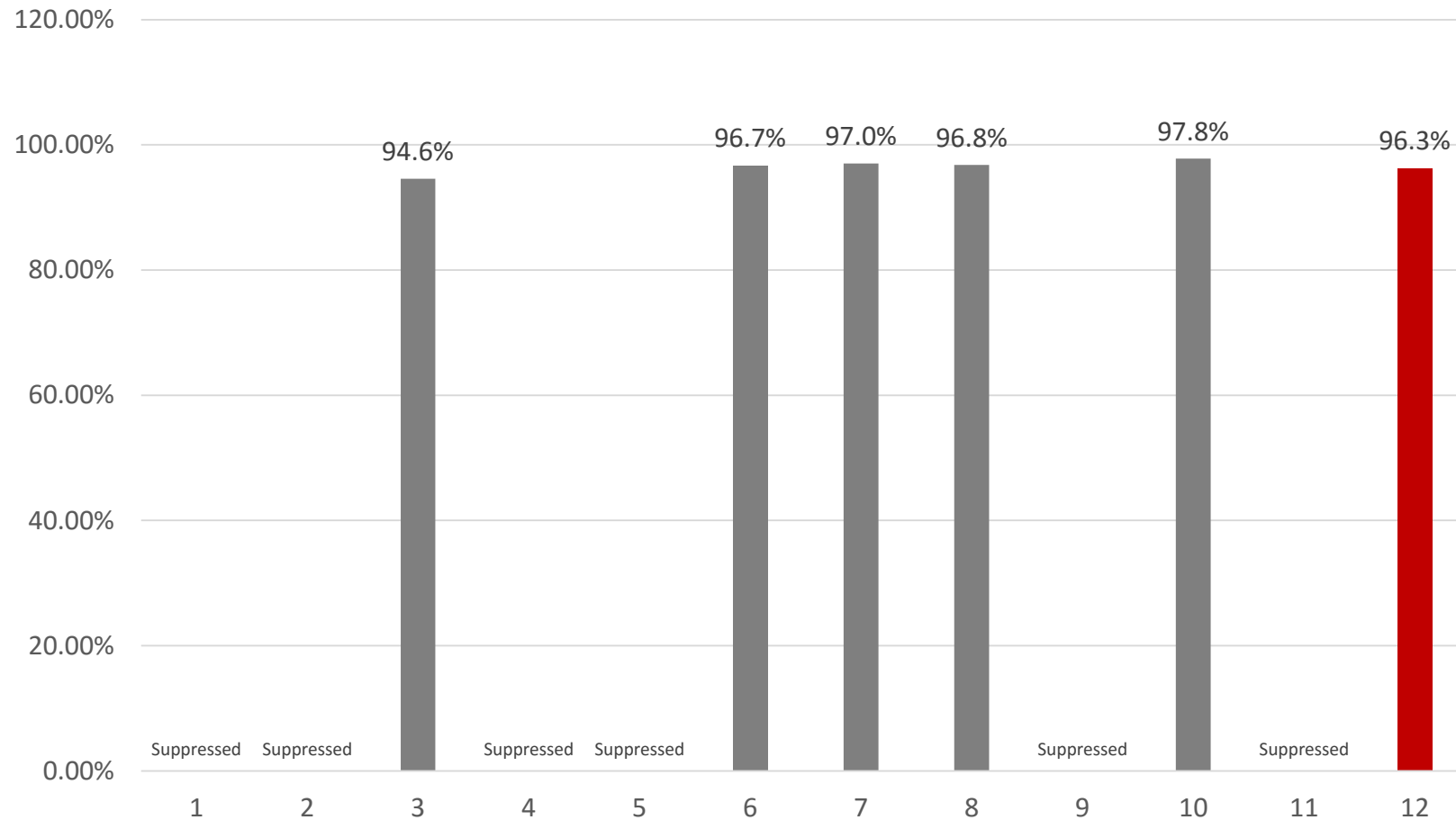
General Education	72	80%
Special Education	18	20%

English Language Learners

Non-ELL	88	98%
ELL	2	2%

Attendance Rates

2015-2016 Academic Year



ISTEP+ Results

2015-2016 Academic Year

English Language Arts

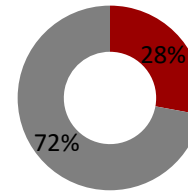
■ Pass ■ Did Not Pass

Data has been suppressed.

Grade 3 Grade 4 Grade 5 Grade 6 Grade 7 Grade 8

English Language Arts All Students

■ Pass ■ Did Not Pass



Science

■ Pass ■ Did Not Pass

Data has been suppressed.

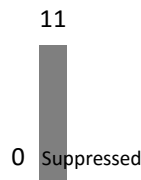
Grade 4 Grade 6

Mathematics

■ Pass ■ Did Not Pass

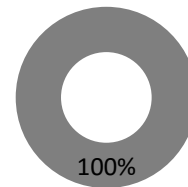
Data has been suppressed

Grade 3 Grade 4 Grade 5 Grade 6 Grade 7 Grade 8



Mathematics All Students

■ Pass ■ Did Not Pass



Social Studies

■ Pass ■ Did Not Pass

Data has been suppressed

Grade 5 Grade 7

ISTEP+ Grade 10 Results

2015-2016 Academic Year

English Language Arts

■ Pass ■ Did Not Pass

Data has been suppressed

Grade
10

Science

■ Pass ■ Did Not Pass

Data has been suppressed

Grade 10

Mathematics

■ Pass ■ Did Not Pass

Data has been suppressed

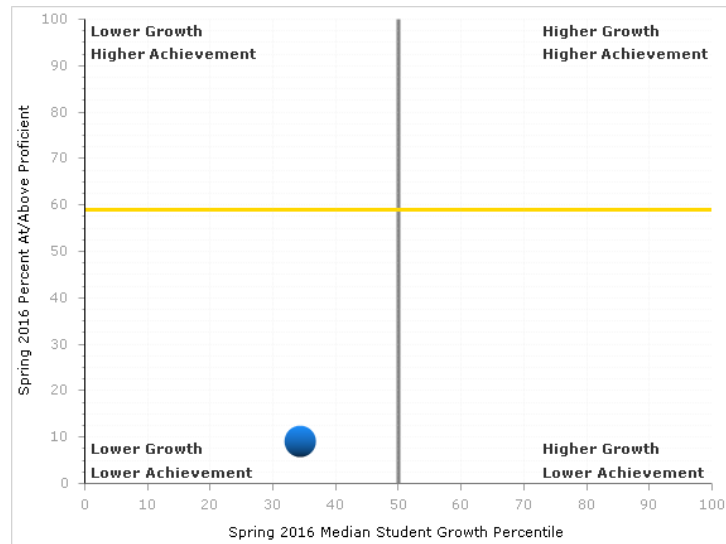
Grade
10

Student Growth and Improvement

2015-2016 Academic Year (MEDIAN GROWTH AND CHARTS)

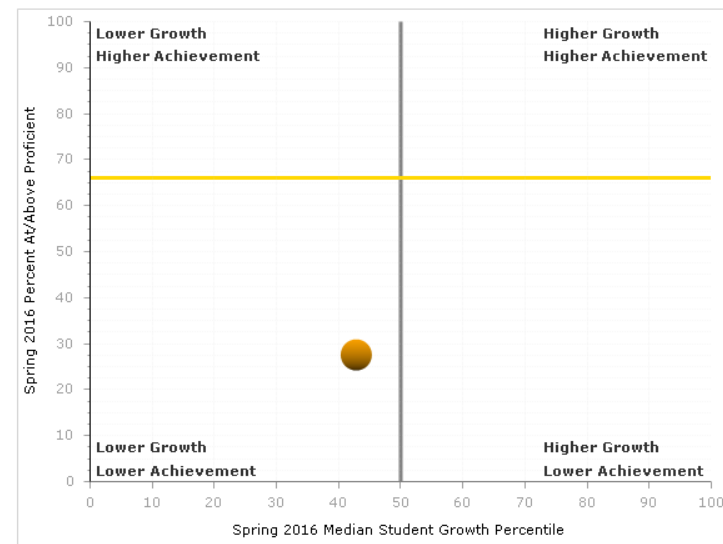
Mathematics

Students Enrolled	90
Students Tested	43
Pass Percent	9.3%
Median Growth	34.0



English Language Arts

Students Enrolled	90
Students Tested	43
Pass Percent	27.9%
Median Growth	42.5



End Of Course Assessments

2015-2016 Academic Year

No end of course assessment data is available for Smith Academy for Excellence School Corp.

Graduation and Expulsion Rates

2015-2016 Academic Year

Graduation Rate

4 students 80%

SAFE had 5 seniors and 4 graduated.

Expulsion Rate

3 students 3%

Dugger Union Community School

a Grace College Charter School



Dugger Union Community School

ADDRESS

7356 East County Road 50 South
Dugger, IN 47848

TELEPHONE

(812) 789-2096

WEBSITE

duggerunionschools.org

Grades Served:	K-12
Year Opened:	2015
Final Year in Contract:	2021-2022 (7 year charter)
Total Enrollment:	231 students
School Leaders:	Ross Martin Darin Simpson

Enrollment Data

2015-2016 Academic Year

Enrollment by Grade

Kindergarten	13
Grade 1	17
Grade 2	8
Grade 3	19
Grade 4	15
Grade 5	13
Grade 6	13
Grade 7	10
Grade 8	16
Grade 9	23
Grade 10	28
Grade 11	29
Grade 12	27
TOTAL	231

Ethnicity

African American	1	0%
Hispanic	5	2%
Multiracial	1	<1%
White	223	97%
Asian	1	<1%

Meal Plan

Free	95	41%
Reduced Price	18	8%
Paid	118	51%

Special Education

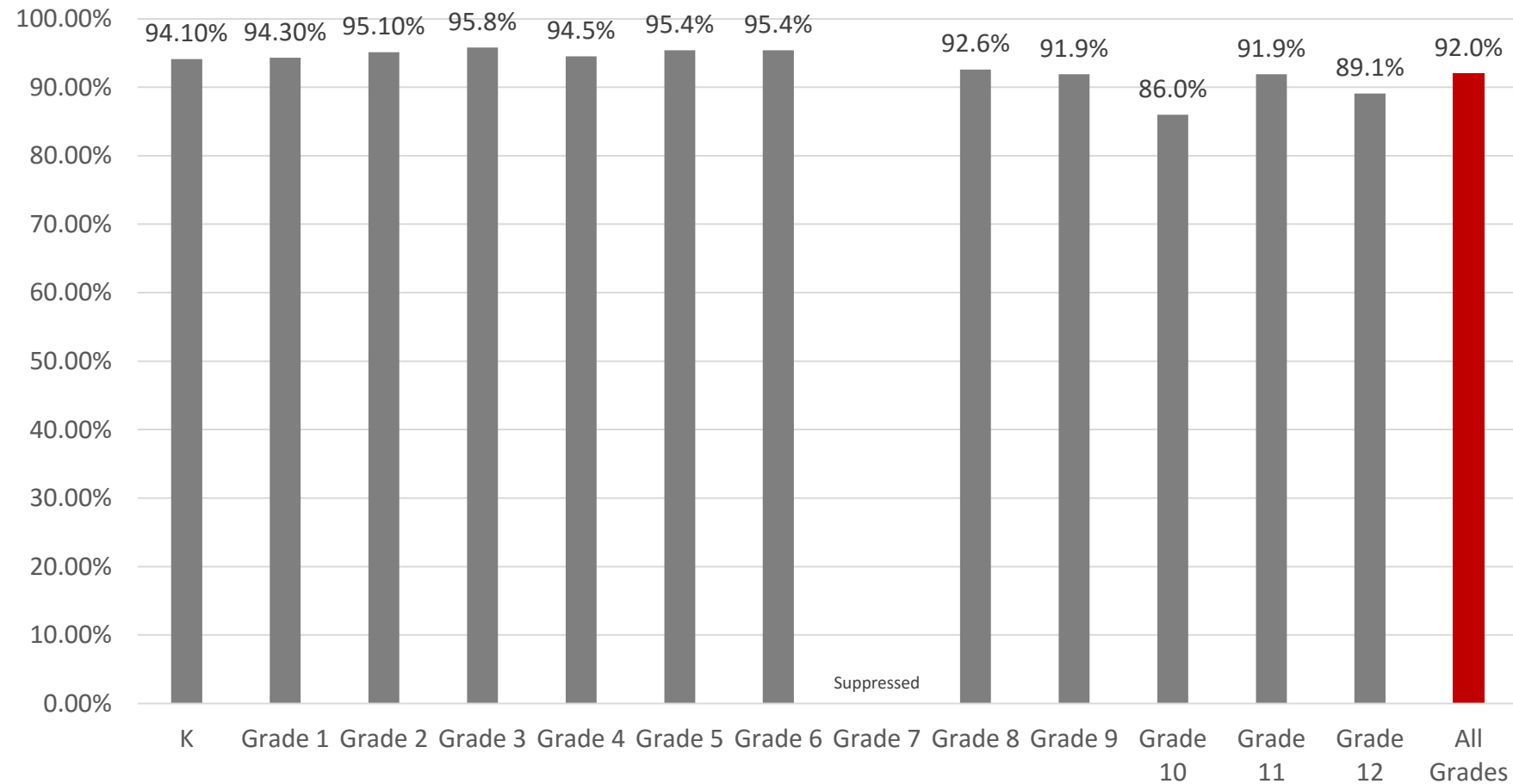
General Education	201	87.3%
Special Education	30	12.7%

English Language Learners

Non-ELL	231	100%
ELL	0	0%

Attendance Rates

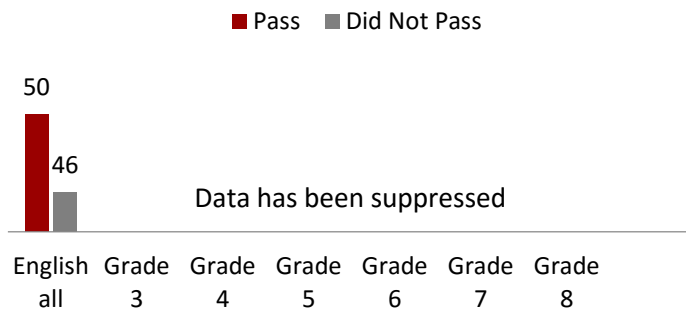
2015-2016 Academic Year



ISTEP+ Results

2015-2016 Academic Year

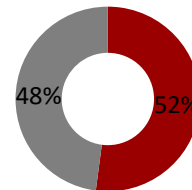
English Language Arts



English Language Arts

All Students

■ Pass ■ Did Not Pass



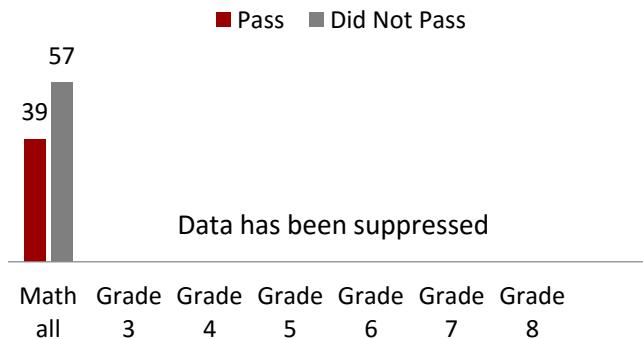
Science

■ Pass ■ Did Not Pass

Data has been suppressed

Grade 4 Grade 6

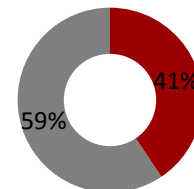
Mathematics



Mathematics

All Students

■ Pass ■ Did Not Pass



Social Studies

■ Pass ■ Did Not Pass

Data has been suppressed


Grade 5 Grade 7

ISTEP+ Grade 10 Results

2015-2016 Academic Year

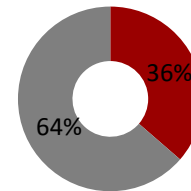
English Language Arts

■ Pass ■ Did Not Pass



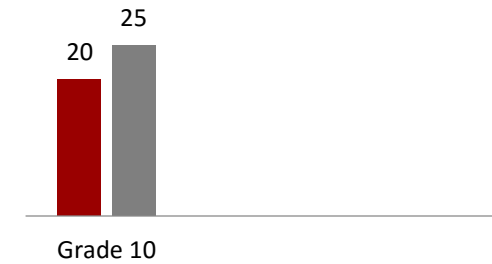
English Language Arts All Students

■ Pass ■ Did Not Pass




Science

■ Pass ■ Did Not Pass



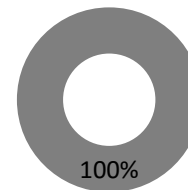
Mathematics

■ Pass ■ Did Not Pass



Mathematics All Students

■ Pass ■ Did Not Pass

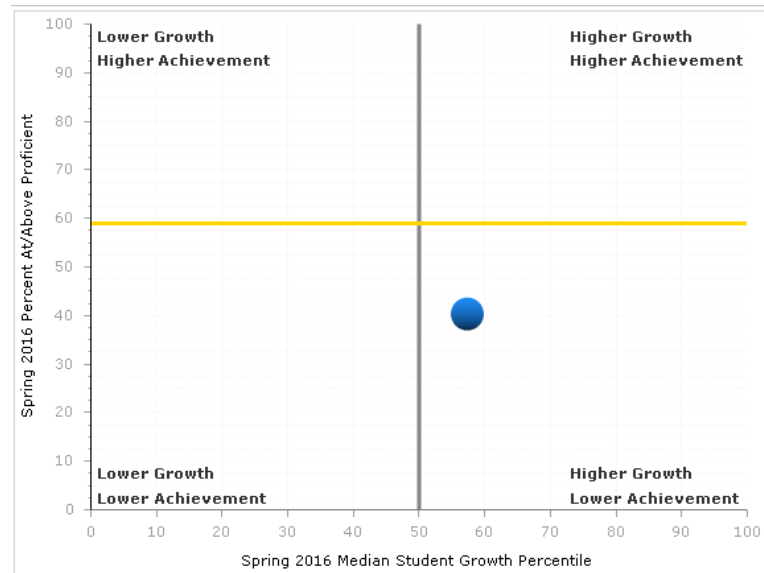


Student Growth and Improvement

2015-2016 Academic Year

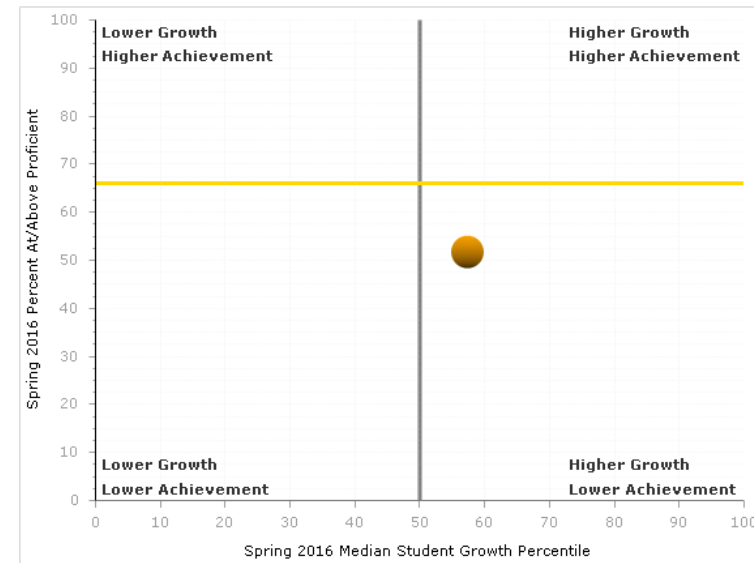
Mathematics

Students Enrolled	231
Students Tested	96
Pass Percent	40.6%
Median Growth	57.0



English Language Arts

Students Enrolled	231
Students Tested	96
Pass Percent	52.1%
Median Growth	57.0



End Of Course Assessments

2015-2016 Academic Year

No end of course assessment data is available for Dugger Union Community School Corp.

Graduation and Expulsion Rates

2015-2016 Academic Year

Graduation Rate

16 students

69.6%

Expulsion Rate

4 students

1.7%

Status of Authorizer's Charter Schools

2015-2016 Academic Year

Status of Schools	
Approved but not yet open	Otwell Miller Academy (2017)
Open and Operating	Smith Academy for Excellence (2012)
	Dugger Union Community Schools (2015)
	Seven Oaks Classical Schools (2016)
Closed or having a charter that was not renewed	None

Decision Making Body

for the Grace College Office of Charter

Application Review Committee

Dr. Carrie Yocum	Vice President of Administration and Compliance
Paul Blair	Vice President of Financial Affairs
Dr. John Lillis	Executive Vice President of Academic Affairs
Tim Ziebarth	Executive Dean School of Professional and Online Education

Board of Directors

William Burke	Mark Miller
Robert Vitoux	Stephen Miller
Janet Minnix	Loren Neuenschwander
Daniel Allan	Daniel Renner
Robert Bishop	Ray Shook
John Carini	Scott Silveus
Kip Cone	John F. Smith
James Custer	Letitia Williams
Greg Dosmann	Michael Yoder
Kevan Johnston	Nathan Zakahi
Lamarr Lark	Janine Zeltwanger
Rev. John McIntosh	

Authorizer Action

by Grace College Office of Charter

Administrative Fees Collected

School ID	School Name	Basic Tuition Support	Monthly Basic Tuition Support	% Charged	Yearly Administrative Fee
0242	Smith Academy for Excellence	\$648,411	\$50,034.25	3%	Reinvested in School
7952	Dugger Union Community School Corp.	\$1,039,162.00	\$86,596.83	3%	\$31,174.86

Use of Fees Collected

The fees collected were used to cover the expenses associated with legal consultants , charter school memberships (including dues and license fees), and travel expenses.

Contact Information

***at* Grace College:**

Tim Ziebarth	charterschools@grace.edu
Lorraine Bingham	charterschools@grace.edu
Melissa Chappell	charterschools@grace.edu

***at* Smith Academy for Excellence:**

Mr. Corey Smith	corey@fwsafe.com
Mr. Cameron Smith	cameron@fwsafe.com

***at* Dugger Union Community School:**

Mr. Ross Martin	rmartin@duggerunionschools.org
Mr. Darin Simpson	dsimpson@duggerunionschools.org

Compliance

Grace College Charter Schools uses the Accountability System developed by the Indiana Charter School Board, 2012.