

**STATE BOARD OF ACCOUNTS**  
**302 West Washington Street**  
**Room E418**  
**INDIANAPOLIS, INDIANA 46204-2769**

FINANCIAL STATEMENT AND  
FEDERAL SINGLE AUDIT REPORT  
OF

VIGO COUNTY SCHOOL CORPORATION  
VIGO COUNTY, INDIANA

July 1, 2012 to June 30, 2014



**FILED**  
03/29/2016



## TABLE OF CONTENTS

<u>Description</u>	<u>Page</u>
Schedule of Officials .....	2
Independent Auditor's Report .....	3-5
Independent Auditor's Report on Internal Control Over Financial Reporting and on Compliance and Other Matters Based on an Audit of the Financial Statement Performed in Accordance With <i>Government Auditing Standards</i> .....	6-7
Financial Statement and Accompanying Notes:	
Statement of Receipts, Disbursements, Other Financing Sources (Uses), and Cash and Investment Balances - Regulatory Basis.....	11-13
Notes to Financial Statement .....	14-19
Other Information - Unaudited:	
Combining Schedules of Receipts, Disbursements, Other Financing Sources (Uses), and Cash and Investment Balances - Regulatory Basis.....	22-51
Schedule of Leases and Debt .....	52
Schedule of Capital Assets.....	53
Supplemental Audit of Federal Awards:	
Independent Auditor's Report on Compliance for Each Major Federal Program and on Internal Control Over Compliance.....	56-58
Schedule of Expenditures of Federal Awards and Accompanying Notes:	
Schedule of Expenditures of Federal Awards.....	61-63
Notes to Schedule of Expenditures of Federal Awards .....	64
Schedule of Findings and Questioned Costs .....	65-69
Auditee Prepared Documents:	
Summary Schedule of Prior Audit Findings.....	72
Corrective Action Plan .....	73-75
Other Report .....	76

SCHEDULE OF OFFICIALS

<u>Office</u>	<u>Official</u>	<u>Term</u>
Treasurer	Donna J. Wilson	01-01-12 to 12-31-16
Superintendent of Schools	Daniel Tanoos	01-01-12 to 12-31-16
President of the School Board	Paul Lockhart	01-01-12 to 12-31-16



## INDEPENDENT AUDITOR'S REPORT

TO: THE OFFICIALS OF THE VIGO COUNTY SCHOOL CORPORATION, VIGO COUNTY, INDIANA

### ***Report on the Financial Statement***

We have audited the accompanying financial statement of the Vigo County School Corporation (School Corporation), which comprises the financial position and results of operations for the period of July 1, 2012 to June 30, 2014, and the related notes to the financial statement.

### ***Management's Responsibility for the Financial Statement***

Management is responsible for the preparation and fair presentation of this financial statement in accordance with the financial reporting provisions of the Indiana State Board of Accounts as allowed by state statute (IC 5-11-1-6). Management is responsible for and has determined that the regulatory basis of accounting, as established by the Indiana State Board of Accounts, is an acceptable basis of presentation. Management is also responsible for the design, implementation, and maintenance of internal control relevant to the preparation and fair presentation of a financial statement that is free from material misstatement, whether due to fraud or error.

### ***Auditor's Responsibility***

Our responsibility is to express an opinion on this financial statement based on our audit. We conducted our audit in accordance with auditing standards generally accepted in the United States of America and the standards applicable to financial audits contained in *Government Auditing Standards*, issued by the Comptroller General of the United States. Those standards require that we plan and perform the audit to obtain reasonable assurance about whether the financial statement is free of material misstatement.

An audit involves performing procedures to obtain audit evidence about the amounts and disclosures in the financial statement. The procedures selected depend on the auditor's judgment, including the assessment of the risks of material misstatement of the financial statement, whether due to fraud or error. In making those risk assessments, the auditor considers internal control relevant to the School Corporation's preparation and fair presentation of the financial statement in order to design audit procedures that are appropriate in the circumstances, but not for the purpose of expressing an opinion on the effectiveness of the School Corporation's internal control. Accordingly, we express no such opinion. An audit also includes evaluating the appropriateness of accounting policies used and the reasonableness of significant accounting estimates made by management, as well as evaluating the overall presentation of the financial statement.

We believe that the audit evidence we have obtained is sufficient and appropriate to provide a basis for our audit opinion.

INDEPENDENT AUDITOR'S REPORT  
(Continued)

***Basis for Adverse Opinion on U.S. Generally Accepted Accounting Principles***

As discussed in Note 1 of the financial statement, the School Corporation prepares its financial statement on the prescribed basis of accounting that demonstrates compliance with the reporting requirements established by the Indiana State Board of Accounts as allowed by state statute (IC 5-11-1-6), which is a basis of accounting other than accounting principles generally accepted in the United States of America.

The effects on the financial statement of the variances between the regulatory basis of accounting described in Note 1 and accounting principles generally accepted in the United States of America, although not reasonably determinable, are presumed to be material.

***Adverse Opinion on U.S. Generally Accepted Accounting Principles***

In our opinion, because of the significance of the matter discussed in the *Basis for Adverse Opinion on U.S. Generally Accepted Accounting Principles* paragraph, the financial statement referred to above does not present fairly, in accordance with accounting principles generally accepted in the United States of America, the financial position and results of operations of the School Corporation for the period of July 1, 2012 to June 30, 2014.

***Opinion on Regulatory Basis of Accounting***

In our opinion, the financial statement referred to above presents fairly, in all material respects, the financial position and results of operations of the School Corporation for the period of July 1, 2012 to June 30, 2014, in accordance with the financial reporting provisions of the Indiana State Board of Accounts described in Note 1.

***Other Matters***

*Supplementary Information*

Our audit was conducted for the purpose of forming an opinion on the School Corporation's financial statement. The accompanying Schedule of Expenditures of Federal Awards is presented for purposes of additional analysis as required by the *U.S. Office of Management and Budget Circular A-133, Audits of States, Local Governments, and Non-Profit Organizations*, and is not a required part of the financial statement. Such information is the responsibility of management and was derived from and relates directly to the underlying accounting and other records used to prepare the financial statement. The information has been subjected to the auditing procedures applied in the audit of the financial statement and certain additional procedures, including comparing and reconciling such information directly to the underlying accounting and other records used to prepare the financial statement or to the financial statement itself, and other additional procedures in accordance with auditing standards generally accepted in the United States of America. In our opinion, the Schedule of Expenditures of Federal Awards is fairly stated, in all material respects, in relation to the financial statement taken as a whole.


*Other Information*

Our audit was conducted for the purpose of forming an opinion on the School Corporation's financial statement. The Combining Schedules of Receipts, Disbursements, Other Financing Sources (Uses), and Cash and Investment Balances - Regulatory Basis, Schedule of Leases and Debt, and Schedule of Capital Assets, as listed in the Table of Contents, are presented for additional analysis and are not required parts of the financial statement. They have not been subjected to the auditing procedures applied by us in the audit of the financial statement and, accordingly, we express no opinion on them.

INDEPENDENT AUDITOR'S REPORT  
(Continued)

***Other Reporting Required by Government Auditing Standards***

In accordance with *Government Auditing Standards*, we have also issued a report dated May 7, 2015, except for the Schedule of Expenditures of Federal Awards, as to which the date is February 4, 2016, on our consideration of the School Corporation's internal control over financial reporting and our tests of its compliance with certain provisions of laws, regulations, contracts, grant agreements, and other matters. The purpose of that report is to describe the scope of our testing of internal control over financial reporting and compliance and the results of that testing and not to provide an opinion on the internal control over financial reporting or on compliance. That report is an integral part of an audit performed in accordance with *Government Auditing Standards* in considering the School Corporation's internal control over financial reporting and compliance.

  
Paul D. Joyce, CPA  
State Examiner

May 7, 2015, except for the Schedule of Expenditures of Federal Awards,  
as to which the date is February 4, 2016



INDEPENDENT AUDITOR'S REPORT ON INTERNAL CONTROL OVER FINANCIAL REPORTING  
AND ON COMPLIANCE AND OTHER MATTERS BASED ON AN AUDIT OF THE FINANCIAL  
STATEMENT PERFORMED IN ACCORDANCE WITH *GOVERNMENT AUDITING STANDARDS*

TO: THE OFFICIALS OF THE VIGO COUNTY SCHOOL CORPORATION, VIGO COUNTY, INDIANA

We have audited, in accordance with auditing standards generally accepted in the United States of America and the standards applicable to financial audits contained in *Government Auditing Standards*, issued by the Comptroller General of the United States, the financial statement of the Vigo County School Corporation (School Corporation), which comprises the financial position and results of operations for the period of July 1, 2012 to June 30, 2014, and the related notes to the financial statement, and have issued our report thereon dated May 7, 2015, except for the Schedule of Expenditures Federal Awards, as to which the date is February 4, 2016, wherein we noted the School Corporation followed accounting practices the Indiana State Board of Accounts prescribes rather than accounting principles generally accepted in the United States of America.

***Internal Control Over Financial Reporting***

In planning and performing our audit of the financial statement, we considered the School Corporation's internal control over financial reporting (internal control) to determine the audit procedures that are appropriate in the circumstances for the purpose of expressing our opinion on the financial statement, but not for the purpose of expressing an opinion on the effectiveness of the School Corporation's internal control. Accordingly, we do not express an opinion on the effectiveness of the School Corporation's internal control.

A deficiency in internal control exists when the design or operation of a control does not allow management or employees, in the normal course of performing their assigned functions, to prevent, or detect and correct, misstatements on a timely basis. A material weakness is a deficiency, or combination of deficiencies, in internal control, such that there is a reasonable possibility that a material misstatement of the entity's financial statement will not be prevented, or detected and corrected, on a timely basis. A significant deficiency is a deficiency, or combination of deficiencies, in internal control that is less severe than a material weakness, yet important enough to merit attention by those charged with governance.

Our consideration of internal control was for the limited purpose described in the first paragraph of this section and was not designed to identify all deficiencies in internal control that might be material weaknesses or significant deficiencies. Given these limitations, during our audit we did not identify any deficiencies in internal control that we consider to be material weaknesses. However, material weaknesses may exist that have not been identified.




INDEPENDENT AUDITOR'S REPORT ON INTERNAL CONTROL OVER FINANCIAL REPORTING  
AND ON COMPLIANCE AND OTHER MATTERS BASED ON AN AUDIT OF THE FINANCIAL  
STATEMENT PERFORMED IN ACCORDANCE WITH *GOVERNMENT AUDITING STANDARDS*  
(Continued)

***Compliance and Other Matters***

As part of obtaining reasonable assurance about whether the School Corporation's financial statement is free of material misstatement, we performed tests of its compliance with certain provisions of laws, regulations, contracts, and grant agreements, noncompliance with which could have a direct and material effect on the determination of financial statement amounts. However, providing an opinion on compliance with those provisions was not an objective of our audit and, accordingly, we do not express such an opinion. The results of our tests disclosed no instances of noncompliance or other matters that are required to be reported under *Government Auditing Standards*.

***Purpose of This Report***

The purpose of this report is solely to describe the scope of our testing of internal control and compliance and the results of that testing, and not to provide an opinion on the effectiveness of the School Corporation's internal control or on compliance. This report is an integral part of an audit performed in accordance with *Government Auditing Standards* in considering the School Corporation's internal control and compliance. Accordingly, this communication is not suitable for any other purpose.

  
Paul D. Joyce, CPA  
State Examiner

May 7, 2015, except for the Schedule of Expenditures of Federal Awards,  
as to which the date is February 4, 2016

(This page intentionally left blank.)

## FINANCIAL STATEMENT AND ACCOMPANYING NOTES

The financial statement and accompanying notes were approved by management of the School Corporation. The financial statement and notes are presented as intended by the School Corporation.

(This page intentionally left blank.)

VIGO COUNTY SCHOOL CORPORATION  
STATEMENT OF RECEIPTS, DISBURSEMENTS, OTHER FINANCING SOURCES (USES), AND CASH AND INVESTMENT BALANCES -  
REGULATORY BASIS  
For the Years Ended June 30, 2013 and 2014

	Cash and Investments 07-01-12	Receipts	Disbursements	Other Financing Sources (Uses)	Cash and Investments 06-30-13	Receipts	Disbursements	Other Financing Sources (Uses)	Cash and Investments 06-30-14
General	\$ 12,974,960	\$ 102,462,494	\$ 98,911,132	\$ 19,882	\$ 16,546,204	\$ 102,712,780	\$ 98,298,106	\$ 2,207	\$ 20,963,085
Debt Service	3,703,595	7,545,812	8,578,602	-	2,670,805	8,029,037	7,596,167	(524,848)	2,578,827
Capital Projects	8,094,936	12,138,521	10,936,875	-	9,296,582	11,923,137	15,167,122	166,093	6,218,690
School Transportation	190,233	5,853,357	5,982,835	255,735	316,490	5,611,615	5,820,456	76,813	184,462
School Bus Replacement	(666,631)	1,736,355	1,834,599	38,260	(726,615)	1,799,871	-	79,291	1,152,547
Payroll	658,675	27,832,583	27,842,544	-	648,714	27,195,262	27,343,495	-	500,481
Construction	(2,246,258)	-	2,835,219	5,382,930	301,453	-	301,453	-	-
School Lunch	2,125,141	7,730,539	6,918,176	7,637	2,945,141	6,340,837	6,802,273	1,119	2,484,824
Textbook Rental	1,188,812	1,296,027	1,714,608	-	770,231	1,268,358	1,322,488	257,451	973,552
Self-Insurance	6,299,384	19,501,011	17,866,377	-	7,934,018	18,104,930	18,455,628	-	7,583,320
Levy Excess	120,275	135,460	-	(255,735)	-	-	-	-	-
Joint Services and Supply - Other	-	1,247,850	1,247,850	-	-	1,201,260	1,201,260	-	-
Full-Day Kindergarten	221,397	929	203,812	-	18,514	450	12,829	-	6,135
2012-2013 Early Intervention Grant	16,703	35,000	51,703	-	-	-	-	-	-
2013-2014 Early Intervention Grant	-	235,000	507	-	234,493	-	234,493	-	-
2014-2015 Early Intervention Grant	-	-	-	-	-	180,000	1,620	-	178,380
2011-2012 PDS-ISU	4,617	-	635	-	3,982	-	3,982	-	-
2012-2013 PDS-ISU	13,499	-	1,770	-	11,729	-	5,901	-	5,828
2013-2014 PDS-ISU	-	16,200	5,983	-	10,217	-	4,847	-	5,370
2014-2015 PDS-ISU	-	-	-	-	-	16,200	2,499	-	13,701
2011-2012 Lumina Grant	8,877	-	8,877	-	-	-	-	-	-
2012-2013 Lumina Grant	-	9,120	5,451	-	3,669	-	1,275	-	2,394
Project Peace	770	-	-	-	770	-	-	-	770
Minority Consortium	9,058	-	1,310	-	7,748	-	650	-	7,098
Adult Education Vouchers	21,486	-	18,852	-	2,634	-	-	-	2,634
2007-2008 Project PRE	36,000	-	3,050	-	32,950	-	464	-	32,486
2009-2010 Project PRE	21,797	-	16,005	-	5,792	-	3,122	-	2,670
Education Foundation Math/Science Tutoring	915	-	-	-	915	-	-	-	915
Gibson Foundation	550	-	-	-	550	-	-	-	550
Vectren Grant	428	-	-	-	428	-	-	-	428
Reading Recovery	37,727	3,139	23,621	-	17,245	34,900	33,976	-	18,169
Altrusa Grant	787	-	-	-	787	-	-	-	787
NEA Learn/Lead	-	11,000	-	-	11,000	-	1,983	-	9,017
Walmart Grant	-	750	-	-	750	-	-	-	750
GE Volunteer Foundation	289	-	-	-	289	-	196	-	93
Oakley Foundation	12,818	-	10,850	-	1,968	-	1,968	-	-
Math Magic	55,893	-	6,587	-	49,306	25,000	24,026	-	50,280
Miscellaneous Projects	53,997	99,398	134,835	-	18,560	73,059	81,232	-	10,387
VCSC Aquatic Center Bricks	-	-	-	-	-	11,868	520	-	11,348
Project Aspire	440	-	-	-	440	-	-	-	440
Performing Arts	-	-	-	-	-	16,000	7,335	-	8,665
THN Tutoring	-	-	-	-	-	2,550	3,777	-	(1,227)
Anonymous Gift/Parent Grant	63,131	15,000	19,791	-	58,340	15,000	25,519	-	47,821
2012-2013 VCEF Writing/Tutoring Grant	-	12,087	12,181	-	(94)	34	(60)	-	-

The notes to the financial statement are an integral part of this statement.

VIGO COUNTY SCHOOL CORPORATION  
STATEMENT OF RECEIPTS, DISBURSEMENTS, OTHER FINANCING SOURCES (USES), AND CASH AND INVESTMENT BALANCES -  
REGULATORY BASIS  
For the Years Ended June 30, 2013 and 2014  
(Continued)

	Cash and Investments			Other Financing	Cash and Investments			Other Financing	Cash and Investments
	07-01-12	Receipts	Disbursements	Sources (Uses)	06-30-13	Receipts	Disbursements	Sources (Uses)	06-30-14
2013-2014 VCEF Writing/Tutoring Grant	-	-	-	-	-	9,931	10,318	-	(387)
VCEF Tutoring Grant	-	3,130	3,130	-	-	-	-	-	-
Froderman Grant	269	-	-	-	269	-	269	-	-
2012-2013 VCEF Readlive Tutoring	(30)	3,207	3,649	-	(472)	472	-	-	-
2013-2014 VCEF Readlive Tutoring	-	-	-	-	-	17,892	19,054	-	(1,162)
VCEF - Write Teach	-	2,250	1,998	-	252	-	-	-	252
2011-2012 Out of School	7,893	-	2,154	-	5,739	-	-	-	5,739
Work In Indiana	-	-	-	-	-	11,818	3,768	-	8,050
2010-2011 Summer Manufacturing Camp	1,724	-	1,724	-	-	-	-	-	-
2012-2013 Summer Manufacturing Camp	-	4,568	4,473	-	95	-	-	-	95
2013-2014 Summer Manufacturing Camp	-	-	669	-	(669)	18,139	13,953	-	3,517
2011-2012 Summer Health Camp	1,018	-	95	-	923	-	39	-	884
2012-2013 Summer Health Camp	-	969	969	-	-	-	-	-	-
2013-2014 Summer Health Camp	-	-	-	-	-	1,260	1,260	-	-
Work 1 Youth Camp	-	-	-	-	-	6,937	1,046	-	5,891
Tech Town USA	10,016	5,049	214	-	14,851	1,767	455	-	16,163
County Alcohol & Drug	5,330	-	-	-	5,330	-	-	-	5,330
WVCF Vike-Tykes	2,500	-	-	-	2,500	-	-	-	2,500
WVCF Better Together Grant (Pals)	6,250	-	6,250	-	-	-	-	-	-
Background Checks	1,671	769	-	-	2,440	252	1,122	-	1,570
Literacy Improvement Grant	1,217	-	1,217	-	-	-	-	-	-
2011-2012 Gifted and Talented	43,669	500	44,169	-	-	-	-	-	-
2012-2013 Gifted and Talented	-	84,004	34,542	-	49,462	-	49,462	-	-
2013-2014 Gifted and Talented	-	-	-	-	-	83,564	44,669	-	38,895
Innovation Grant	-	7,460	22,565	-	(15,105)	16,928	1,823	-	-
CTE Awareness	-	-	-	-	-	698	-	-	698
Homeland Security	-	-	-	-	-	34,125	-	-	34,125
Technology Fund	129,520	182,370	134,543	-	177,347	171,886	349,233	-	-
2011-2012 Non-English Speaking Programs P.L. 273-1999	7,205	-	7,205	-	-	-	-	-	-
2012-2013 Non-English Speaking Programs P.L. 273-1999	-	17,817	10,383	-	7,434	-	7,434	-	-
2013-2014 Non-English Speaking Programs P.L. 273-1999	-	-	-	-	-	16,540	2,013	-	14,527
21st Century Scholars	310	-	-	-	310	-	101	-	209
ISU Innovation	-	-	7,680	-	(7,680)	294,686	261,249	-	25,757
2011-2012 Title I	(446,498)	2,031,881	1,585,383	-	-	-	-	-	-
2012-2013 Title I	-	2,551,237	2,991,229	-	(439,992)	1,355,777	915,785	-	-
2013-2014 Title I	-	-	-	-	-	3,306,272	3,821,321	-	(515,049)
Title I School Improvement	24,629	-	-	-	24,629	-	-	-	24,629
2011-2012 Title I Institutions	(4,736)	31,631	26,895	-	-	-	-	-	-
2012-2013 Title I Institutions	-	34,605	38,747	-	(4,142)	29,132	24,990	-	-
2013-2014 Title I Institutions	-	-	-	-	-	30,600	30,600	-	-
(IDEA, Part B) LEA Capacity Building (Sliver) Grants	(11,153)	69,397	58,244	-	-	-	-	-	-
2011-2012 Adult Education and Family Literacy, Title II	(9,758)	19,659	9,901	-	-	-	-	-	-
2012-2013 Adult Education and Family Literacy, Title II	-	164,983	223,201	-	(58,218)	96,867	38,649	-	-
2013-2014 Adult Education and Family Literacy, Title II	-	-	-	-	-	224,180	287,886	-	(63,706)
Drug Free Schools	485	-	485	-	-	-	-	-	-

The notes to the financial statement are an integral part of this statement.

VIGO COUNTY SCHOOL CORPORATION  
STATEMENT OF RECEIPTS, DISBURSEMENTS, OTHER FINANCING SOURCES (USES), AND CASH AND INVESTMENT BALANCES -  
REGULATORY BASIS  
For the Years Ended June 30, 2013 and 2014  
(Continued)

	Cash and Investments 07-01-12	Receipts	Disbursements	Other Financing Sources (Uses)	Cash and Investments 06-30-13	Receipts	Disbursements	Other Financing Sources (Uses)	Cash and Investments 06-30-14
2011-2012 Title II Eisenhower	(3,451)	156,265	152,814	-	-	-	-	-	-
2012-2013 Title II Eisenhower	(449)	41,732	34,632	-	6,651	71,279	77,930	-	-
2013-2014 Title II Eisenhower	-	-	-	-	-	47,559	38,380	-	9,179
2014-2015 Title II Eisenhower	-	-	-	-	-	-	1,015	-	(1,015)
2010-11 Title II Eisenhower Science/Math Technology Grants	(36,911)	125,983	126,936	-	(37,864)	123,827	85,963	-	-
2011-12 Title II Eisenhower Science/Math Technology Grants	-	74,752	76,372	-	(1,620)	53,223	51,603	-	-
2012-13 Title II Eisenhower Science/Math Technology Grants	-	40,000	53,098	-	(13,098)	122,221	109,176	-	(53)
2013-14 Title II Eisenhower Science/Math Technology Grants	-	-	-	-	-	18,000	18,000	-	-
2009-10 Title II Eisenhower Science/Math Technology Grants	(30,234)	52,529	22,295	-	-	-	-	-	-
2011-2012 Homeless Children	-	55,000	55,000	-	-	-	-	-	-
2012-2013 Homeless Children	-	43,750	50,000	-	(6,250)	31,250	25,000	-	-
2013-2014 Homeless Children	-	-	-	-	-	25,375	29,000	-	(3,625)
2011-2012 Perkins	(16,779)	164,544	147,765	-	-	-	-	-	-
2012-2013 Perkins	-	149,916	163,095	-	(13,179)	165,297	152,118	-	-
2013-2014 Perkins	-	-	-	-	-	159,827	185,703	-	(25,876)
CTE Technology Resource Grant	-	-	-	-	-	15,000	15,000	-	-
Medicaid Reimbursement - Federal	242,095	115,255	294,150	-	63,200	242,329	190,003	-	115,526
2011-2012 Title II Educating America, Educate IN	(28,286)	143,444	115,158	-	-	-	-	-	-
2012-2013 Title II Educating America, Educate IN	-	28,768	54,268	-	(25,500)	93,873	68,373	-	-
2013-2014 Title II Educating America, Educate IN	-	-	-	-	-	21,002	35,640	-	(14,638)
High Schools That Work	1,684	-	-	-	1,684	-	1,410	-	274
2010-2011 Leading the Way	4,815	-	4,741	-	74	-	-	-	74
2011-2012 Leading the Way	-	8,885	8,885	-	-	-	-	-	-
2009-2010 Leading the Way	6,348	-	6,280	-	68	-	-	-	68
2012-2013 Leading the Way	17,650	-	17,650	-	-	-	-	-	-
21st Century	(16,528)	150,401	163,047	-	(29,174)	178,876	162,560	-	(12,858)
2009-2010 Reading First	5,199	-	-	-	5,199	-	-	-	5,199
2011-2012 Title III Language Minority	(2,040)	16,695	14,655	-	-	-	-	-	-
2012-2013 Title III Language Minority	-	11,622	12,942	-	(1,320)	10,810	9,490	-	-
2013-2014 Title III Language Minority	-	-	-	-	-	3,763	4,004	-	(241)
2011-2012 Title II Class Size Reduction	(60,192)	149,015	88,823	-	-	-	-	-	-
2012-2013 Title II Class Size Reduction	-	342,013	394,814	-	(52,801)	203,790	150,989	-	-
2013-2014 Title II Class Size Reduction	-	-	-	-	-	316,069	388,757	-	(72,688)
Title I - Grants to LEAs	7	-	7	-	-	-	-	-	-
McKinney - Vento Education for Homeless	1,857	-	1,857	-	-	-	-	-	-
Title I - Part D, Subpart 2	6,586	-	6,586	-	-	-	-	-	-
Education Jobs Fund	-	1,606,567	1,606,567	-	-	-	-	-	-
<b>Totals</b>	<b>\$ 32,887,203</b>	<b>\$ 196,610,254</b>	<b>\$ 194,088,788</b>	<b>\$ 5,448,709</b>	<b>\$ 40,857,378</b>	<b>\$ 192,195,241</b>	<b>\$ 190,447,215</b>	<b>\$ 58,126</b>	<b>\$ 42,663,530</b>

The notes to the financial statement are an integral part of this statement.

VIGO COUNTY SCHOOL CORPORATION  
NOTES TO FINANCIAL STATEMENT

**Note 1. Summary of Significant Accounting Policies**

*A. Reporting Entity*

School Corporation, as used herein, shall include, but is not limited to, school townships, school towns, school cities, consolidated school corporations, joint schools, metropolitan school districts, township school districts, county schools, united schools, school districts, cooperatives, educational service centers, community schools, community school corporations, and charter schools.

The School Corporation was established under the laws of the State of Indiana. The School Corporation operates under a Board of School Trustees form of government and provides educational services.

The accompanying financial statement presents the financial information for the School Corporation.

*B. Basis of Accounting*

The financial statement is reported on a regulatory basis of accounting prescribed by the Indiana State Board of Accounts in accordance with state statute (IC 5-11-1-6), which is a comprehensive basis of accounting other than accounting principles generally accepted in the United States of America. The basis of accounting involves the reporting of only cash and investments and the changes therein resulting from cash inflows (receipts) and cash outflows (disbursements) reported in the period in which they occurred.

The regulatory basis of accounting differs from accounting principles generally accepted in the United States of America in that receipts are recognized when received in cash, rather than when earned, and disbursements are recognized when paid, rather than when a liability is incurred.

*C. Cash and Investments*

Investments are stated at cost. Any changes in fair value of the investments are reported as receipts in the year of the sale of the investment.

*D. Receipts*

Receipts are presented in the aggregate on the face of the financial statement. The aggregate receipts include the following sources:

Local sources which include taxes, revenue from local governmental units other than school corporations, transfer tuition, transportation fees, investment income, food services, School Corporation activities, revenue from community services activities, and other revenue from local sources.

Intermediate sources which include distributions from the County for fees collected for or on behalf of the School Corporation including congressional interest and other similar fees.

State sources include distributions from the State of Indiana and are to be used by the School Corporation for various purposes. Included in state sources are unrestricted grants, restricted grants, revenue in lieu of taxes, and revenue for or on behalf of the School Corporation.



VIGO COUNTY SCHOOL CORPORATION  
NOTES TO FINANCIAL STATEMENT  
(Continued)

Federal sources include distributions from the federal government and are to be used by the School Corporation for various purposes. Included in federal sources are unrestricted grants, restricted grants, revenue in lieu of taxes, and revenue for or on behalf of the School Corporation.

Other receipts which include amounts received from various sources which include return of cash change, insurance claims for losses, and other receipts not listed in another category above.

*E. Disbursements*

Disbursements are presented in the aggregate on the face of the financial statement. The aggregate disbursements include the following uses:

Instruction which includes outflows for regular programs, special programs, adult and continuing education programs, summer school programs, enrichment programs, remediation, and payments to other governmental units.

Support services which include outflows for support services related to students, instruction, general administration, and school administration. It also includes outflows for central services, operation and maintenance of plant services, and student transportation.

Noninstructional services which include outflows for food service operations and community service operations.

Facilities acquisition and construction which includes outflows for the acquisition, development, construction, and improvement of new and existing facilities.

Debt services which include fixed obligations resulting from financial transactions previously entered into by the School Corporation. It includes all expenditures for the reduction of the principal and interest of the School Corporation's general obligation indebtedness.

Nonprogrammed charges which include outflows for indirect costs and self-insurance payments.

*F. Other Financing Sources and Uses*

Other financing sources and uses are presented in the aggregate on the face of the financial statement. The aggregate other financing sources and uses include the following:

Proceeds of long-term debt which includes money received in relation to the issuance of bonds or other long-term debt issues.

Sale of capital assets which includes money received when land, buildings, or equipment owned by the School Corporation is sold.

Transfers in which includes money received by one fund as a result of transferring money from another fund. The transfers are used for cash flow purposes as provided by various statutory provisions.

VIGO COUNTY SCHOOL CORPORATION  
NOTES TO FINANCIAL STATEMENT  
(Continued)

Transfers out which includes money paid by one fund to another fund. The transfers are used for cash flow purposes as provided by various statutory provisions.

**G. Fund Accounting**

Separate funds are established, maintained, and reported by the School Corporation. Each fund is used to account for money received from and used for specific sources and uses as determined by various regulations. Restrictions on some funds are set by statute while other funds are internally restricted by the School Corporation. The money accounted for in a specific fund may only be available for use for certain, legally restricted purposes. Additionally, some funds are used to account for assets held by the School Corporation in a trustee capacity as an agent of individuals, private organizations, other funds, or other governmental units and therefore the funds cannot be used for any expenditures of the unit itself.

**Note 2. Budgets**

The operating budget is initially prepared and approved at the local level. The fiscal officer of the School Corporation submits a proposed operating budget to the governing board for the following calendar year. The budget is advertised as required by law. Prior to adopting the budget, the governing board conducts public hearings and obtains taxpayer comments. Prior to November 1, the governing board approves the budget for the next year. The budget for funds for which property taxes are levied is subject to final approval by the Indiana Department of Local Government Finance.

**Note 3. Property Taxes**

Property taxes levied are collected by the County Treasurer and are scheduled to be distributed to the School Corporation in June and December; however, situations can arise which would delay the distributions. State statute (IC 6-1.1-17-16) requires the Indiana Department of Local Government Finance to establish property tax rates and levies by February 15. These rates were based upon the preceding year's March 1 (lien date) assessed valuations adjusted for various tax credits. Taxable property is assessed at 100 percent of the true tax value (determined in accordance with rules and regulations adopted by the Indiana Department of Local Government Finance). Taxes may be paid in two equal installments which normally become delinquent if not paid by May 10 and November 10, respectively.

**Note 4. Deposits and Investments**

Deposits, made in accordance with state statute (IC 5-13), with financial institutions in the State of Indiana at year end should be entirely insured by the Federal Depository Insurance Corporation or by the Indiana Public Deposit Insurance Fund. This includes any deposit accounts issued or offered by a qualifying financial institution.

State statutes authorize the School Corporation to invest in securities including, but not limited to, federal government securities, repurchase agreements, and certain money market mutual funds. Certain other statutory restrictions apply to all investments made by local governmental units.

VIGO COUNTY SCHOOL CORPORATION  
NOTES TO FINANCIAL STATEMENT  
(Continued)

**Note 5. Risk Management**

The School Corporation may be exposed to various risks of loss related to torts; theft of, damage to, and destruction of assets; errors and omissions; job related illnesses or injuries to employees; medical benefits to employees, retirees, and dependents; and natural disasters.

These risks can be mitigated through the purchase of insurance, establishment of a self-insurance fund, and/or participation in a risk pool. The purchase of insurance transfers the risk to an independent third party. The establishment of a self-insurance fund allows the School Corporation to set aside money for claim settlements. The self-insurance fund would be included in the financial statement. The purpose of participation in a risk pool is to provide a medium for the funding and administration of the risks.

**Note 6. Pension Plans**

*A. Public Employees' Retirement Fund*

*Plan Description*

The Indiana Public Employees' Retirement Fund (PERF) is a defined benefit pension plan. PERF is a cost-sharing multiple-employer public employee retirement system, which provides retirement benefits to plan members and beneficiaries. All full-time employees are eligible to participate in this defined benefit plan. State statutes (IC 5-10.2 and 5-10.3) govern, through the Indiana Public Retirement System (INPRS) Board, most requirements of the system, and give the School Corporation authority to contribute to the plan. The PERF retirement benefit consists of the pension provided by employer contributions plus an annuity provided by the member's annuity savings account. The annuity savings account consists of members' contributions, set by state statute at 3 percent of compensation, plus the interest credited to the member's account. The employer may elect to make the contributions on behalf of the member.

INPRS administers the plan and issues a publicly available financial report that includes financial statements and required supplementary information for the plan as a whole and for its participants. That report may be obtained by contacting:

Indiana Public Retirement System  
One North Capitol, Suite 001  
Indianapolis, IN 46204  
Ph. (888) 526-1687

*Funding Policy and Annual Pension Cost*

The contribution requirements of the plan members for PERF are established by the Board of Trustees of INPRS.

VIGO COUNTY SCHOOL CORPORATION  
NOTES TO FINANCIAL STATEMENT  
(Continued)

*B. Teachers' Retirement Fund*

*Plan Description*

The Indiana Teachers' Retirement Fund (TRF) is a defined benefit pension plan. TRF is a cost-sharing multiple-employer public employee retirement system, which provides retirement benefits to plan members and beneficiaries. All employees engaged in teaching or in the supervision of teaching in the public schools of the State of Indiana are eligible to participate in TRF. State statute (IC 5-10.2) governs, through the Indiana Public Retirement System (INPRS) Board, most requirements of the system, and gives the School Corporation authority to contribute to the plan. The TRF retirement benefit consists of the pension provided by employer contributions plus an annuity provided by the member's annuity savings account. The annuity savings account consists of members' contributions, set by state statute at 3 percent of compensation, plus the interest credited to the member's account. The School Corporation may elect to make the contributions on behalf of the member.

INPRS issues a publicly available financial report that includes financial statements and required supplementary information for the TRF plan as a whole and for its participants. That report may be obtained by contacting:

Indiana Public Retirement System  
One North Capitol, Suite 001  
Indianapolis, IN 46204  
Ph. (888) 286-3544

*Funding Policy and Annual Pension Cost*

The School Corporation contributes the employer's share to TRF for certified employees employed under a federally funded program and all the certified employees hired after July 1, 1995. The School Corporation currently receives partial funding, through the school funding formula, from the State of Indiana for this contribution. The employer's share of contributions for certified personnel who are not employed under a federally funded program and were hired before July 1, 1995, is considered to be an obligation of, and is paid by, the State of Indiana.

**Note 7. Negative Receipts and Disbursements**

The financial statement contains some receipts and/or disbursements which appear as negative entries. This is a result of correction of errors or reclassification of transactions from prior periods. The errors/reclassifications made in the prior period were corrected by reversing the original entry. Since the original entry and the adjustment were made in separate periods, a negative receipt/disbursement was shown in the current period.

**Note 8. Cash Balance Deficits**

The financial statement contains some funds with deficits in cash. This is a result of the School Corporation's participation in numerous reimbursable grant programs that require the expenditure of funds prior to the grant distribution. Additionally, bus purchases were made in the summer of each school year in order to secure the lowest per unit cost while tax distributions supporting the School Bus Replacement fund were not received in total until December of each calendar year.

VIGO COUNTY SCHOOL CORPORATION  
NOTES TO FINANCIAL STATEMENT  
(Continued)

**Note 9. Holding Corporations**

The School Corporation has entered into capital leases with the Sarah Scott Middle School Building Corporation and the Vigo County Elementary School Building Corporation (the lessors). Each lessor was organized as a not-for-profit corporation pursuant to state statute for the purpose of financing and constructing or reconstructing facilities for lease to the School Corporation. The lessors have been determined to be a related party of the School Corporation. Lease payments during the years 2013 and 2014 totaled \$8,264,000 and \$6,106,500, respectively.

**Note 10. Subsequent Events**

The School Corporation issued General Obligation Bonds in August 2014 for the purpose of constructing an aquatic center to replace the swimming pools at Terre Haute North Vigo High School, Terre Haute South Vigo High School, and West Vigo High School. The short-term bonds totaling \$9.8 million were issued with semiannual repayment from the Debt Service fund commencing in June 2017 and final maturity in June 2020. Interest payments prior to 2017 will be paid with bond proceeds from the Construction fund.

**Note 11. Other Postemployment Benefits**

The School Corporation provides health insurance and other voluntary insurance products to eligible retirees and their spouses. These benefits pose a liability to the School Corporation for this year and in future years. Information regarding the benefits can be obtained by contacting the School Corporation.

(This page intentionally left blank.)

#### OTHER INFORMATION - UNAUDITED

The School Corporation's Financial Reports can be found on the Indiana Department of Education website: <http://mustang.doe.state.in.us/TRENDS/fin.cfm>. This website is maintained by the Indiana Department of Education. More current financial information is available from the School Corporation Treasurer's Office. Additionally, some financial information of the School Corporation can be found on the Gateway website: <https://gateway.ifionline.org/>.

Differences may be noted between the financial information presented in the financial statement contained in this report and the financial information presented in the Financial Reports of the School Corporation which are referenced above. These differences, if any, are due to adjustments made to the financial information during the course of the audit. This is a common occurrence in any financial statement audit. The financial information presented in this report is audited information, and the accuracy of such information can be determined by reading the opinion given in the Independent Auditor's Report.

The other information presented was approved by management of the School Corporation. It is presented as intended by the School Corporation.

VIGO COUNTY SCHOOL CORPORATION  
 COMBINING SCHEDULE OF RECEIPTS, DISBURSEMENTS, OTHER FINANCING SOURCES (USES), AND CASH AND INVESTMENT BALANCES -  
 REGULATORY BASIS  
 For the Year Ended June 30, 2013

	General	Debt Service	Capital Projects	School Transportation	School Bus Replacement	Payroll	Construction	School Lunch	Textbook Rental	Self-Insurance
Cash and investments - beginning	\$ 12,974,960	\$ 3,703,595	\$ 8,094,936	\$ 190,233	\$ (666,631)	\$ 658,675	\$ (2,246,258)	\$ 2,125,141	\$ 1,188,812	\$ 6,299,384
Receipts:										
Local sources	2,026,165	7,545,812	12,137,631	5,761,021	1,719,385	-	-	2,101,489	665,650	19,501,011
Intermediate sources	3,429	-	-	-	-	-	-	-	-	-
State sources	100,317,266	-	-	-	-	-	-	44,591	630,377	-
Federal sources	-	-	-	-	-	-	-	5,562,955	-	-
Other	115,634	-	890	92,336	16,970	27,832,583	-	21,504	-	-
Total receipts	102,462,494	7,545,812	12,138,521	5,853,357	1,736,355	27,832,583	-	7,730,539	1,296,027	19,501,011
Disbursements:										
Current:										
Instruction	70,543,153	-	-	-	-	-	51,811	-	-	954,267
Support services	26,936,027	-	4,218,253	5,982,835	1,834,599	-	442	12,978	1,714,608	1,431
Noninstructional services	1,431,952	-	-	-	-	-	-	6,905,198	-	-
Facilities acquisition and construction	-	-	6,718,622	-	-	-	2,782,966	-	-	9,879
Debt services	-	8,578,602	-	-	-	-	-	-	-	-
Nonprogrammed charges	-	-	-	-	-	27,842,544	-	-	-	16,900,800
Total disbursements	98,911,132	8,578,602	10,936,875	5,982,835	1,834,599	27,842,544	2,835,219	6,918,176	1,714,608	17,866,377
Excess (deficiency) of receipts over disbursements	3,551,362	(1,032,790)	1,201,646	(129,478)	(98,244)	(9,961)	(2,835,219)	812,363	(418,581)	1,634,634
Other financing sources (uses):										
Proceeds of long-term debt	-	-	-	-	-	-	5,382,930	-	-	-
Sale of capital assets	19,882	-	-	-	38,260	-	-	7,637	-	-
Transfers in	-	-	-	255,735	-	-	-	-	-	-
Transfers out	-	-	-	-	-	-	-	-	-	-
Total other financing sources (uses)	19,882	-	-	255,735	38,260	-	5,382,930	7,637	-	-
Excess (deficiency) of receipts and other financing sources over disbursements and other financing uses	3,571,244	(1,032,790)	1,201,646	126,257	(59,984)	(9,961)	2,547,711	820,000	(418,581)	1,634,634
Cash and investments - ending	\$ 16,546,204	\$ 2,670,805	\$ 9,296,582	\$ 316,490	\$ (726,615)	\$ 648,714	\$ 301,453	\$ 2,945,141	\$ 770,231	\$ 7,934,018



VIGO COUNTY SCHOOL CORPORATION  
 COMBINING SCHEDULE OF RECEIPTS, DISBURSEMENTS, OTHER FINANCING SOURCES (USES), AND CASH AND INVESTMENT BALANCES -  
 REGULATORY BASIS  
 For the Year Ended June 30, 2013  
 (Continued)

	Levy Excess	Joint Services and Supply - Other	Full-Day Kindergarten	2012-2013 Early Intervention Grant	2013-2014 Early Intervention Grant	2014-2015 Early Intervention Grant	2011-2012 PDS-ISU	2012-2013 PDS-ISU	2013-2014 PDS-ISU
Cash and investments - beginning	\$ 120,275	\$ -	\$ 221,397	\$ 16,703	\$ -	\$ -	\$ 4,617	\$ 13,499	\$ -
Receipts:									
Local sources	135,460	1,247,850	929	-	-	-	-	-	16,200
Intermediate sources	-	-	-	-	-	-	-	-	-
State sources	-	-	-	35,000	235,000	-	-	-	-
Federal sources	-	-	-	-	-	-	-	-	-
Other	-	-	-	-	-	-	-	-	-
Total receipts	<u>135,460</u>	<u>1,247,850</u>	<u>929</u>	<u>35,000</u>	<u>235,000</u>	<u>-</u>	<u>-</u>	<u>-</u>	<u>16,200</u>
Disbursements:									
Current:									
Instruction	-	947,645	203,812	-	-	-	-	-	-
Support services	-	300,205	-	51,703	507	-	635	1,770	5,983
Noninstructional services	-	-	-	-	-	-	-	-	-
Facilities acquisition and construction	-	-	-	-	-	-	-	-	-
Debt services	-	-	-	-	-	-	-	-	-
Nonprogrammed charges	-	-	-	-	-	-	-	-	-
Total disbursements	<u>-</u>	<u>1,247,850</u>	<u>203,812</u>	<u>51,703</u>	<u>507</u>	<u>-</u>	<u>635</u>	<u>1,770</u>	<u>5,983</u>
Excess (deficiency) of receipts over disbursements	<u>135,460</u>	<u>-</u>	<u>(202,883)</u>	<u>(16,703)</u>	<u>234,493</u>	<u>-</u>	<u>(635)</u>	<u>(1,770)</u>	<u>10,217</u>
Other financing sources (uses):									
Proceeds of long-term debt	-	-	-	-	-	-	-	-	-
Sale of capital assets	-	-	-	-	-	-	-	-	-
Transfers in	-	-	-	-	-	-	-	-	-
Transfers out	(255,735)	-	-	-	-	-	-	-	-
Total other financing sources (uses)	<u>(255,735)</u>	<u>-</u>	<u>-</u>	<u>-</u>	<u>-</u>	<u>-</u>	<u>-</u>	<u>-</u>	<u>-</u>
Excess (deficiency) of receipts and other financing sources over disbursements and other financing uses	<u>(120,275)</u>	<u>-</u>	<u>(202,883)</u>	<u>(16,703)</u>	<u>234,493</u>	<u>-</u>	<u>(635)</u>	<u>(1,770)</u>	<u>10,217</u>
Cash and investments - ending	<u>\$ -</u>	<u>\$ -</u>	<u>\$ 18,514</u>	<u>\$ -</u>	<u>\$ 234,493</u>	<u>\$ -</u>	<u>\$ 3,982</u>	<u>\$ 11,729</u>	<u>\$ 10,217</u>

VIGO COUNTY SCHOOL CORPORATION  
 COMBINING SCHEDULE OF RECEIPTS, DISBURSEMENTS, OTHER FINANCING SOURCES (USES), AND CASH AND INVESTMENT BALANCES -  
 REGULATORY BASIS  
 For the Year Ended June 30, 2013  
 (Continued)

	2014-2015 PDS-ISU	2011-2012 Lumina Grant	2012-2013 Lumina Grant	Project Peace	Minority Consortium	Adult Education Vouchers	2007-2008 Project PRE	2009-2010 Project PRE	Education Foundation Math/Science Tutoring
Cash and investments - beginning	\$ -	\$ 8,877	\$ -	\$ 770	\$ 9,058	\$ 21,486	\$ 36,000	\$ 21,797	\$ 915
Receipts:									
Local sources	-	-	9,120	-	-	-	-	-	-
Intermediate sources	-	-	-	-	-	-	-	-	-
State sources	-	-	-	-	-	-	-	-	-
Federal sources	-	-	-	-	-	-	-	-	-
Other	-	-	-	-	-	-	-	-	-
Total receipts	-	-	9,120	-	-	-	-	-	-
Disbursements:									
Current:									
Instruction	-	3,578	5,451	-	1,310	18,852	-	16,005	-
Support services	-	5,299	-	-	-	-	3,050	-	-
Noninstructional services	-	-	-	-	-	-	-	-	-
Facilities acquisition and construction	-	-	-	-	-	-	-	-	-
Debt services	-	-	-	-	-	-	-	-	-
Nonprogrammed charges	-	-	-	-	-	-	-	-	-
Total disbursements	-	8,877	5,451	-	1,310	18,852	3,050	16,005	-
Excess (deficiency) of receipts over disbursements	-	(8,877)	3,669	-	(1,310)	(18,852)	(3,050)	(16,005)	-
Other financing sources (uses):									
Proceeds of long-term debt	-	-	-	-	-	-	-	-	-
Sale of capital assets	-	-	-	-	-	-	-	-	-
Transfers in	-	-	-	-	-	-	-	-	-
Transfers out	-	-	-	-	-	-	-	-	-
Total other financing sources (uses)	-	-	-	-	-	-	-	-	-
Excess (deficiency) of receipts and other financing sources over disbursements and other financing uses	-	(8,877)	3,669	-	(1,310)	(18,852)	(3,050)	(16,005)	-
Cash and investments - ending	\$ -	\$ -	\$ 3,669	\$ 770	\$ 7,748	\$ 2,634	\$ 32,950	\$ 5,792	\$ 915

VIGO COUNTY SCHOOL CORPORATION  
 COMBINING SCHEDULE OF RECEIPTS, DISBURSEMENTS, OTHER FINANCING SOURCES (USES), AND CASH AND INVESTMENT BALANCES -  
 REGULATORY BASIS  
 For the Year Ended June 30, 2013  
 (Continued)

	Gibson Foundation	Vectren Grant	Reading Recovery	Altrusa Grant	NEA Learn/Lead	Walmart Grant	GE Volunteer Foundation	Oakley Foundation	Math Magic
Cash and investments - beginning	\$ 550	\$ 428	\$ 37,727	\$ 787	\$ -	\$ -	\$ 289	\$ 12,818	\$ 55,893
Receipts:									
Local sources	-	-	3,139	-	11,000	750	-	-	-
Intermediate sources	-	-	-	-	-	-	-	-	-
State sources	-	-	-	-	-	-	-	-	-
Federal sources	-	-	-	-	-	-	-	-	-
Other	-	-	-	-	-	-	-	-	-
Total receipts	-	-	3,139	-	11,000	750	-	-	-
Disbursements:									
Current:									
Instruction	-	-	-	-	-	-	-	10,850	6,587
Support services	-	-	23,621	-	-	-	-	-	-
Noninstructional services	-	-	-	-	-	-	-	-	-
Facilities acquisition and construction	-	-	-	-	-	-	-	-	-
Debt services	-	-	-	-	-	-	-	-	-
Nonprogrammed charges	-	-	-	-	-	-	-	-	-
Total disbursements	-	-	23,621	-	-	-	-	10,850	6,587
Excess (deficiency) of receipts over disbursements	-	-	(20,482)	-	11,000	750	-	(10,850)	(6,587)
Other financing sources (uses):									
Proceeds of long-term debt	-	-	-	-	-	-	-	-	-
Sale of capital assets	-	-	-	-	-	-	-	-	-
Transfers in	-	-	-	-	-	-	-	-	-
Transfers out	-	-	-	-	-	-	-	-	-
Total other financing sources (uses)	-	-	-	-	-	-	-	-	-
Excess (deficiency) of receipts and other financing sources over disbursements and other financing uses	-	-	(20,482)	-	11,000	750	-	(10,850)	(6,587)
Cash and investments - ending	\$ 550	\$ 428	\$ 17,245	\$ 787	\$ 11,000	\$ 750	\$ 289	\$ 1,968	\$ 49,306

VIGO COUNTY SCHOOL CORPORATION  
 COMBINING SCHEDULE OF RECEIPTS, DISBURSEMENTS, OTHER FINANCING SOURCES (USES), AND CASH AND INVESTMENT BALANCES -  
 REGULATORY BASIS  
 For the Year Ended June 30, 2013  
 (Continued)

	Miscellaneous Projects	VCSC Aquatic Center Bricks	Project Aspire	Performing Arts	THN Tutoring	Anonymous Gift/ Parent Grant	2012-2013 VCEF Writing/ Tutoring Grant	2013-2014 VCEF Writing/ Tutoring Grant	VCEF Tutoring Grant
Cash and investments - beginning	\$ 53,997	\$ -	\$ 440	\$ -	\$ -	\$ 63,131	\$ -	\$ -	\$ -
Receipts:									
Local sources	99,398	-	-	-	-	15,000	12,087	-	3,130
Intermediate sources	-	-	-	-	-	-	-	-	-
State sources	-	-	-	-	-	-	-	-	-
Federal sources	-	-	-	-	-	-	-	-	-
Other	-	-	-	-	-	-	-	-	-
Total receipts	<u>99,398</u>	<u>-</u>	<u>-</u>	<u>-</u>	<u>-</u>	<u>15,000</u>	<u>12,087</u>	<u>-</u>	<u>3,130</u>
Disbursements:									
Current:									
Instruction	130,071	-	-	-	-	19,791	12,181	-	3,130
Support services	-	-	-	-	-	-	-	-	-
Noninstructional services	-	-	-	-	-	-	-	-	-
Facilities acquisition and construction	4,764	-	-	-	-	-	-	-	-
Debt services	-	-	-	-	-	-	-	-	-
Nonprogrammed charges	-	-	-	-	-	-	-	-	-
Total disbursements	<u>134,835</u>	<u>-</u>	<u>-</u>	<u>-</u>	<u>-</u>	<u>19,791</u>	<u>12,181</u>	<u>-</u>	<u>3,130</u>
Excess (deficiency) of receipts over disbursements	<u>(35,437)</u>	<u>-</u>	<u>-</u>	<u>-</u>	<u>-</u>	<u>(4,791)</u>	<u>(94)</u>	<u>-</u>	<u>-</u>
Other financing sources (uses):									
Proceeds of long-term debt	-	-	-	-	-	-	-	-	-
Sale of capital assets	-	-	-	-	-	-	-	-	-
Transfers in	-	-	-	-	-	-	-	-	-
Transfers out	-	-	-	-	-	-	-	-	-
Total other financing sources (uses)	<u>-</u>	<u>-</u>	<u>-</u>	<u>-</u>	<u>-</u>	<u>-</u>	<u>-</u>	<u>-</u>	<u>-</u>
Excess (deficiency) of receipts and other financing sources over disbursements and other financing uses	<u>(35,437)</u>	<u>-</u>	<u>-</u>	<u>-</u>	<u>-</u>	<u>(4,791)</u>	<u>(94)</u>	<u>-</u>	<u>-</u>
Cash and investments - ending	<u>\$ 18,560</u>	<u>\$ -</u>	<u>\$ 440</u>	<u>\$ -</u>	<u>\$ -</u>	<u>\$ 58,340</u>	<u>\$ (94)</u>	<u>\$ -</u>	<u>\$ -</u>

VIGO COUNTY SCHOOL CORPORATION  
 COMBINING SCHEDULE OF RECEIPTS, DISBURSEMENTS, OTHER FINANCING SOURCES (USES), AND CASH AND INVESTMENT BALANCES -  
 REGULATORY BASIS  
 For the Year Ended June 30, 2013  
 (Continued)

	Froderman Grant	2012-2013 VCEF Readlive Tutoring	2013-2014 VCEF Readlive Tutoring	VCEF - Write Teach	2011-2012 Out of School	Work In Indiana	2010-2011 Summer Manufacturing Camp	2012-2013 Summer Manufacturing Camp	2013-2014 Summer Manufacturing Camp
Cash and investments - beginning	\$ 269	\$ (30)	\$ -	\$ -	\$ 7,893	\$ -	\$ 1,724	\$ -	\$ -
Receipts:									
Local sources	-	3,207	-	2,250	-	-	-	4,568	-
Intermediate sources	-	-	-	-	-	-	-	-	-
State sources	-	-	-	-	-	-	-	-	-
Federal sources	-	-	-	-	-	-	-	-	-
Other	-	-	-	-	-	-	-	-	-
Total receipts	-	3,207	-	2,250	-	-	-	4,568	-
Disbursements:									
Current:									
Instruction	-	3,649	-	1,998	2,154	-	1,724	4,473	669
Support services	-	-	-	-	-	-	-	-	-
Noninstructional services	-	-	-	-	-	-	-	-	-
Facilities acquisition and construction	-	-	-	-	-	-	-	-	-
Debt services	-	-	-	-	-	-	-	-	-
Nonprogrammed charges	-	-	-	-	-	-	-	-	-
Total disbursements	-	3,649	-	1,998	2,154	-	1,724	4,473	669
Excess (deficiency) of receipts over disbursements	-	(442)	-	252	(2,154)	-	(1,724)	95	(669)
Other financing sources (uses):									
Proceeds of long-term debt	-	-	-	-	-	-	-	-	-
Sale of capital assets	-	-	-	-	-	-	-	-	-
Transfers in	-	-	-	-	-	-	-	-	-
Transfers out	-	-	-	-	-	-	-	-	-
Total other financing sources (uses)	-	-	-	-	-	-	-	-	-
Excess (deficiency) of receipts and other financing sources over disbursements and other financing uses	-	(442)	-	252	(2,154)	-	(1,724)	95	(669)
Cash and investments - ending	\$ 269	\$ (472)	\$ -	\$ 252	\$ 5,739	\$ -	\$ -	\$ 95	\$ (669)

VIGO COUNTY SCHOOL CORPORATION  
 COMBINING SCHEDULE OF RECEIPTS, DISBURSEMENTS, OTHER FINANCING SOURCES (USES), AND CASH AND INVESTMENT BALANCES -  
 REGULATORY BASIS  
 For the Year Ended June 30, 2013  
 (Continued)

	2011-2012 Summer Health Camp	2012-2013 Summer Health Camp	2013-2014 Summer Health Camp	Work 1 Youth Camp	Tech Town USA	County Alcohol & Drug	WVCF Vike-Tykes	WVCF Better Together Grant (Pals)	Background Checks
Cash and investments - beginning	\$ 1,018	\$ -	\$ -	\$ -	\$ 10,016	\$ 5,330	\$ 2,500	\$ 6,250	\$ 1,671
Receipts:									
Local sources	-	969	-	-	5,049	-	-	-	769
Intermediate sources	-	-	-	-	-	-	-	-	-
State sources	-	-	-	-	-	-	-	-	-
Federal sources	-	-	-	-	-	-	-	-	-
Other	-	-	-	-	-	-	-	-	-
Total receipts	-	969	-	-	5,049	-	-	-	769
Disbursements:									
Current:									
Instruction	95	969	-	-	214	-	-	6,250	-
Support services	-	-	-	-	-	-	-	-	-
Noninstructional services	-	-	-	-	-	-	-	-	-
Facilities acquisition and construction	-	-	-	-	-	-	-	-	-
Debt services	-	-	-	-	-	-	-	-	-
Nonprogrammed charges	-	-	-	-	-	-	-	-	-
Total disbursements	95	969	-	-	214	-	-	6,250	-
Excess (deficiency) of receipts over disbursements	(95)	-	-	-	4,835	-	-	(6,250)	769
Other financing sources (uses):									
Proceeds of long-term debt	-	-	-	-	-	-	-	-	-
Sale of capital assets	-	-	-	-	-	-	-	-	-
Transfers in	-	-	-	-	-	-	-	-	-
Transfers out	-	-	-	-	-	-	-	-	-
Total other financing sources (uses)	-	-	-	-	-	-	-	-	-
Excess (deficiency) of receipts and other financing sources over disbursements and other financing uses	(95)	-	-	-	4,835	-	-	(6,250)	769
Cash and investments - ending	\$ 923	\$ -	\$ -	\$ -	\$ 14,851	\$ 5,330	\$ 2,500	\$ -	\$ 2,440

VIGO COUNTY SCHOOL CORPORATION  
 COMBINING SCHEDULE OF RECEIPTS, DISBURSEMENTS, OTHER FINANCING SOURCES (USES), AND CASH AND INVESTMENT BALANCES -  
 REGULATORY BASIS  
 For the Year Ended June 30, 2013  
 (Continued)

	Literacy Improvement Grant	2011-2012 Gifted and Talented	2012-2013 Gifted and Talented	2013-2014 Gifted and Talented	Innovation Grant	CTE Awareness	Homeland Security	Technology Fund	2011-2012 Non-English Speaking Programs P.L. 273-1999
Cash and investments - beginning	\$ 1,217	\$ 43,669	\$ -	\$ -	\$ -	\$ -	\$ -	\$ 129,520	\$ 7,205
Receipts:									
Local sources	-	500	-	-	7,460	-	-	83,139	-
Intermediate sources	-	-	-	-	-	-	-	-	-
State sources	-	-	84,004	-	-	-	-	99,231	-
Federal sources	-	-	-	-	-	-	-	-	-
Other	-	-	-	-	-	-	-	-	-
Total receipts	-	500	84,004	-	7,460	-	-	182,370	-
Disbursements:									
Current:									
Instruction	1,217	40,823	34,542	-	17,008	-	-	134,543	3,756
Support services	-	3,346	-	-	5,557	-	-	-	3,449
Noninstructional services	-	-	-	-	-	-	-	-	-
Facilities acquisition and construction	-	-	-	-	-	-	-	-	-
Debt services	-	-	-	-	-	-	-	-	-
Nonprogrammed charges	-	-	-	-	-	-	-	-	-
Total disbursements	1,217	44,169	34,542	-	22,565	-	-	134,543	7,205
Excess (deficiency) of receipts over disbursements	(1,217)	(43,669)	49,462	-	(15,105)	-	-	47,827	(7,205)
Other financing sources (uses):									
Proceeds of long-term debt	-	-	-	-	-	-	-	-	-
Sale of capital assets	-	-	-	-	-	-	-	-	-
Transfers in	-	-	-	-	-	-	-	-	-
Transfers out	-	-	-	-	-	-	-	-	-
Total other financing sources (uses)	-	-	-	-	-	-	-	-	-
Excess (deficiency) of receipts and other financing sources over disbursements and other financing uses	(1,217)	(43,669)	49,462	-	(15,105)	-	-	47,827	(7,205)
Cash and investments - ending	\$ -	\$ -	\$ 49,462	\$ -	\$ (15,105)	\$ -	\$ -	\$ 177,347	\$ -

VIGO COUNTY SCHOOL CORPORATION  
 COMBINING SCHEDULE OF RECEIPTS, DISBURSEMENTS, OTHER FINANCING SOURCES (USES), AND CASH AND INVESTMENT BALANCES -  
 REGULATORY BASIS  
 For the Year Ended June 30, 2013  
 (Continued)

	2012-2013 Non-English Speaking Programs P.L. 273-1999	2013-2014 Non-English Speaking Programs P.L. 273-1999	21st Century Scholars	ISU Innovation	2011-2012 Title I	2012-2013 Title I	2013-2014 Title I	Title I School Improvement	2011-2012 Title I Institutions
Cash and investments - beginning	\$ -	\$ -	\$ 310	\$ -	\$ (446,498)	\$ -	\$ -	\$ 24,629	\$ (4,736)
Receipts:									
Local sources	-	-	-	-	-	-	-	-	-
Intermediate sources	-	-	-	-	-	-	-	-	-
State sources	17,817	-	-	-	-	-	-	-	-
Federal sources	-	-	-	-	2,031,881	2,551,237	-	-	31,631
Other	-	-	-	-	-	-	-	-	-
Total receipts	17,817	-	-	-	2,031,881	2,551,237	-	-	31,631
Disbursements:									
Current:									
Instruction	2,055	-	-	-	1,323,045	2,467,017	-	-	26,782
Support services	8,328	-	-	7,680	236,456	502,116	-	-	113
Noninstructional services	-	-	-	-	25,882	22,096	-	-	-
Facilities acquisition and construction	-	-	-	-	-	-	-	-	-
Debt services	-	-	-	-	-	-	-	-	-
Nonprogrammed charges	-	-	-	-	-	-	-	-	-
Total disbursements	10,383	-	-	7,680	1,585,383	2,991,229	-	-	26,895
Excess (deficiency) of receipts over disbursements	7,434	-	-	(7,680)	446,498	(439,992)	-	-	4,736
Other financing sources (uses):									
Proceeds of long-term debt	-	-	-	-	-	-	-	-	-
Sale of capital assets	-	-	-	-	-	-	-	-	-
Transfers in	-	-	-	-	-	-	-	-	-
Transfers out	-	-	-	-	-	-	-	-	-
Total other financing sources (uses)	-	-	-	-	-	-	-	-	-
Excess (deficiency) of receipts and other financing sources over disbursements and other financing uses	7,434	-	-	(7,680)	446,498	(439,992)	-	-	4,736
Cash and investments - ending	\$ 7,434	\$ -	\$ 310	\$ (7,680)	\$ -	\$ (439,992)	\$ -	\$ 24,629	\$ -



VIGO COUNTY SCHOOL CORPORATION  
 COMBINING SCHEDULE OF RECEIPTS, DISBURSEMENTS, OTHER FINANCING SOURCES (USES), AND CASH AND INVESTMENT BALANCES -  
 REGULATORY BASIS  
 For the Year Ended June 30, 2013  
 (Continued)

	2012-2013 Title I Institutions	2013-2014 Title I Institutions	(IDEA, Part B) LEA Capacity Building (Sliver) Grants	2011-2012 Adult Education and Family Literacy, Title II	2012-2013 Adult Education and Family Literacy, Title II	2013-2014 Adult Education and Family Literacy, Title II	Drug Free Schools	2011-2012 Title II Eisenhower	2012-2013 Title II Eisenhower
Cash and investments - beginning	\$ -	\$ -	\$ (11,153)	\$ (9,758)	\$ -	\$ -	\$ 485	\$ (3,451)	\$ (449)
Receipts:									
Local sources	-	-	-	-	-	-	-	-	-
Intermediate sources	-	-	-	-	-	-	-	-	-
State sources	-	-	-	-	-	-	-	-	-
Federal sources	34,605	-	69,397	19,659	164,983	-	-	156,265	41,732
Other	-	-	-	-	-	-	-	-	-
Total receipts	34,605	-	69,397	19,659	164,983	-	-	156,265	41,732
Disbursements:									
Current:									
Instruction	38,747	-	-	11,313	196,527	-	485	82,868	63
Support services	-	-	58,244	(1,412)	26,674	-	-	69,946	34,569
Noninstructional services	-	-	-	-	-	-	-	-	-
Facilities acquisition and construction	-	-	-	-	-	-	-	-	-
Debt services	-	-	-	-	-	-	-	-	-
Nonprogrammed charges	-	-	-	-	-	-	-	-	-
Total disbursements	38,747	-	58,244	9,901	223,201	-	485	152,814	34,632
Excess (deficiency) of receipts over disbursements	(4,142)	-	11,153	9,758	(58,218)	-	(485)	3,451	7,100
Other financing sources (uses):									
Proceeds of long-term debt	-	-	-	-	-	-	-	-	-
Sale of capital assets	-	-	-	-	-	-	-	-	-
Transfers in	-	-	-	-	-	-	-	-	-
Transfers out	-	-	-	-	-	-	-	-	-
Total other financing sources (uses)	-	-	-	-	-	-	-	-	-
Excess (deficiency) of receipts and other financing sources over disbursements and other financing uses	(4,142)	-	11,153	9,758	(58,218)	-	(485)	3,451	7,100
Cash and investments - ending	\$ (4,142)	\$ -	\$ -	\$ -	\$ (58,218)	\$ -	\$ -	\$ -	\$ 6,651

VIGO COUNTY SCHOOL CORPORATION  
 COMBINING SCHEDULE OF RECEIPTS, DISBURSEMENTS, OTHER FINANCING SOURCES (USES), AND CASH AND INVESTMENT BALANCES -  
 REGULATORY BASIS  
 For the Year Ended June 30, 2013  
 (Continued)

	2013-2014 Title II Eisenhower	2014-2015 Title II Eisenhower	2010-11 Title II Eisenhower Science/ Math Technology Grants	2011-12 Title II Eisenhower Science/ Math Technology Grants	2012-13 Title II Eisenhower Science/ Math Technology Grants	2013-14 Title II Eisenhower Science/ Math Technology Grants	2009-10 Title II Eisenhower Science/ Math Technology Grants	2011-2012 Homeless Children	2012-2013 Homeless Children
Cash and investments - beginning	\$ -	\$ -	\$ (36,911)	\$ -	\$ -	\$ -	\$ (30,234)	\$ -	\$ -
Receipts:									
Local sources	-	-	-	-	-	-	-	-	-
Intermediate sources	-	-	-	-	-	-	-	-	-
State sources	-	-	-	-	-	-	-	-	-
Federal sources	-	-	125,983	74,752	40,000	-	52,529	55,000	43,750
Other	-	-	-	-	-	-	-	-	-
Total receipts	-	-	125,983	74,752	40,000	-	52,529	55,000	43,750
Disbursements:									
Current:									
Instruction	-	-	123,936	76,372	-	-	22,295	55,000	50,000
Support services	-	-	3,000	-	53,098	-	-	-	-
Noninstructional services	-	-	-	-	-	-	-	-	-
Facilities acquisition and construction	-	-	-	-	-	-	-	-	-
Debt services	-	-	-	-	-	-	-	-	-
Nonprogrammed charges	-	-	-	-	-	-	-	-	-
Total disbursements	-	-	126,936	76,372	53,098	-	22,295	55,000	50,000
Excess (deficiency) of receipts over disbursements	-	-	(953)	(1,620)	(13,098)	-	30,234	-	(6,250)
Other financing sources (uses):									
Proceeds of long-term debt	-	-	-	-	-	-	-	-	-
Sale of capital assets	-	-	-	-	-	-	-	-	-
Transfers in	-	-	-	-	-	-	-	-	-
Transfers out	-	-	-	-	-	-	-	-	-
Total other financing sources (uses)	-	-	-	-	-	-	-	-	-
Excess (deficiency) of receipts and other financing sources over disbursements and other financing uses	-	-	(953)	(1,620)	(13,098)	-	30,234	-	(6,250)
Cash and investments - ending	\$ -	\$ -	\$ (37,864)	\$ (1,620)	\$ (13,098)	\$ -	\$ -	\$ -	\$ (6,250)

VIGO COUNTY SCHOOL CORPORATION  
 COMBINING SCHEDULE OF RECEIPTS, DISBURSEMENTS, OTHER FINANCING SOURCES (USES), AND CASH AND INVESTMENT BALANCES -  
 REGULATORY BASIS  
 For the Year Ended June 30, 2013  
 (Continued)

	2013-2014 Homeless Children	2011-2012 Perkins	2012-2013 Perkins	2013-2014 Perkins	CTE Technology Resource Grant	Medicaid Reimbursement - Federal	2011-2012 Title II Educating America, Educate IN	2012-2013 Title II Educating America, Educate IN	2013-2014 Title II Educating America, Educate IN
Cash and investments - beginning	\$ -	\$ (16,779)	\$ -	\$ -	\$ -	\$ 242,095	\$ (28,286)	\$ -	\$ -
Receipts:									
Local sources	-	(7,800)	12,326	-	-	-	324	-	-
Intermediate sources	-	-	-	-	-	-	-	-	-
State sources	-	-	-	-	-	-	-	-	-
Federal sources	-	172,344	137,590	-	-	115,255	143,120	28,768	-
Other	-	-	-	-	-	-	-	-	-
Total receipts	-	164,544	149,916	-	-	115,255	143,444	28,768	-
Disbursements:									
Current:									
Instruction	-	147,765	136,034	-	-	294,150	62,503	-	-
Support services	-	-	27,061	-	-	-	52,655	54,268	-
Noninstructional services	-	-	-	-	-	-	-	-	-
Facilities acquisition and construction	-	-	-	-	-	-	-	-	-
Debt services	-	-	-	-	-	-	-	-	-
Nonprogrammed charges	-	-	-	-	-	-	-	-	-
Total disbursements	-	147,765	163,095	-	-	294,150	115,158	54,268	-
Excess (deficiency) of receipts over disbursements	-	16,779	(13,179)	-	-	(178,895)	28,286	(25,500)	-
Other financing sources (uses):									
Proceeds of long-term debt	-	-	-	-	-	-	-	-	-
Sale of capital assets	-	-	-	-	-	-	-	-	-
Transfers in	-	-	-	-	-	-	-	-	-
Transfers out	-	-	-	-	-	-	-	-	-
Total other financing sources (uses)	-	-	-	-	-	-	-	-	-
Excess (deficiency) of receipts and other financing sources over disbursements and other financing uses	-	16,779	(13,179)	-	-	(178,895)	28,286	(25,500)	-
Cash and investments - ending	\$ -	\$ -	\$ (13,179)	\$ -	\$ -	\$ 63,200	\$ -	\$ (25,500)	\$ -

VIGO COUNTY SCHOOL CORPORATION  
 COMBINING SCHEDULE OF RECEIPTS, DISBURSEMENTS, OTHER FINANCING SOURCES (USES), AND CASH AND INVESTMENT BALANCES -  
 REGULATORY BASIS  
 For the Year Ended June 30, 2013  
 (Continued)

	High Schools That Work	2010-2011 Leading the Way	2011-2012 Leading the Way	2009-2010 Leading the Way	2012-2013 Leading the Way	21st Century	2009-2010 Reading First	2011-2012 Title III Language Minority	2012-2013 Title III Language Minority
Cash and investments - beginning	\$ 1,684	\$ 4,815	\$ -	\$ 6,348	\$ 17,650	\$ (16,528)	\$ 5,199	\$ (2,040)	\$ -
Receipts:									
Local sources	-	-	-	-	-	-	-	-	-
Intermediate sources	-	-	-	-	-	-	-	-	-
State sources	-	-	-	-	-	-	-	-	-
Federal sources	-	-	8,885	-	-	150,401	-	16,695	11,622
Other	-	-	-	-	-	-	-	-	-
Total receipts	-	-	8,885	-	-	150,401	-	16,695	11,622
Disbursements:									
Current:									
Instruction	-	4,741	8,885	6,280	7,625	83,277	-	13,497	5,190
Support services	-	-	-	-	10,025	79,770	-	1,158	7,752
Noninstructional services	-	-	-	-	-	-	-	-	-
Facilities acquisition and construction	-	-	-	-	-	-	-	-	-
Debt services	-	-	-	-	-	-	-	-	-
Nonprogrammed charges	-	-	-	-	-	-	-	-	-
Total disbursements	-	4,741	8,885	6,280	17,650	163,047	-	14,655	12,942
Excess (deficiency) of receipts over disbursements	-	(4,741)	-	(6,280)	(17,650)	(12,646)	-	2,040	(1,320)
Other financing sources (uses):									
Proceeds of long-term debt	-	-	-	-	-	-	-	-	-
Sale of capital assets	-	-	-	-	-	-	-	-	-
Transfers in	-	-	-	-	-	-	-	-	-
Transfers out	-	-	-	-	-	-	-	-	-
Total other financing sources (uses)	-	-	-	-	-	-	-	-	-
Excess (deficiency) of receipts and other financing sources over disbursements and other financing uses	-	(4,741)	-	(6,280)	(17,650)	(12,646)	-	2,040	(1,320)
Cash and investments - ending	\$ 1,684	\$ 74	\$ -	\$ 68	\$ -	\$ (29,174)	\$ 5,199	\$ -	\$ (1,320)

VIGO COUNTY SCHOOL CORPORATION  
 COMBINING SCHEDULE OF RECEIPTS, DISBURSEMENTS, OTHER FINANCING SOURCES (USES), AND CASH AND INVESTMENT BALANCES -  
 REGULATORY BASIS  
 For the Year Ended June 30, 2013  
 (Continued)

	2013-2014 Title III Language Minority	2011-2012 Title II Class Size Reduction	2012-2013 Title II Class Size Reduction	2013-2014 Title II Class Size Reduction	Title I - Grants to LEAs	McKinney - Vento Education for Homeless	Title I - Part D, Subpart 2	Education Jobs Fund	Totals
Cash and investments - beginning	\$ -	\$ (60,192)	\$ -	\$ -	\$ 7	\$ 1,857	\$ 6,586	\$ -	\$ 32,887,203
Receipts:									
Local sources	-	-	-	-	-	-	-	-	53,124,988
Intermediate sources	-	-	-	-	-	-	-	-	3,429
State sources	-	-	-	-	-	-	-	-	101,463,286
Federal sources	-	149,015	342,013	-	-	-	-	1,606,567	13,938,634
Other	-	-	-	-	-	-	-	-	28,079,917
Total receipts	-	149,015	342,013	-	-	-	-	1,606,567	196,610,254
Disbursements:									
Current:									
Instruction	-	88,823	394,814	-	7	1,857	6,251	1,606,567	80,527,349
Support services	-	-	-	-	-	-	335	-	42,338,134
Noninstructional services	-	-	-	-	-	-	-	-	8,385,128
Facilities acquisition and construction	-	-	-	-	-	-	-	-	9,516,231
Debt services	-	-	-	-	-	-	-	-	8,578,602
Nonprogrammed charges	-	-	-	-	-	-	-	-	44,743,344
Total disbursements	-	88,823	394,814	-	7	1,857	6,586	1,606,567	194,088,788
Excess (deficiency) of receipts over disbursements	-	60,192	(52,801)	-	(7)	(1,857)	(6,586)	-	2,521,466
Other financing sources (uses):									
Proceeds of long-term debt	-	-	-	-	-	-	-	-	5,382,930
Sale of capital assets	-	-	-	-	-	-	-	-	65,779
Transfers in	-	-	-	-	-	-	-	-	255,735
Transfers out	-	-	-	-	-	-	-	-	(255,735)
Total other financing sources (uses)	-	-	-	-	-	-	-	-	5,448,709
Excess (deficiency) of receipts and other financing sources over disbursements and other financing uses	-	60,192	(52,801)	-	(7)	(1,857)	(6,586)	-	7,970,175
Cash and investments - ending	\$ -	\$ -	\$ (52,801)	\$ -	\$ -	\$ -	\$ -	\$ -	\$ 40,857,378

VIGO COUNTY SCHOOL CORPORATION  
 COMBINING SCHEDULE OF RECEIPTS, DISBURSEMENTS, OTHER FINANCING SOURCES (USES), AND CASH AND INVESTMENT BALANCES -  
 REGULATORY BASIS  
 For the Year Ended June 30, 2014

	General	Debt Service	Capital Projects	School Transportation	School Bus Replacement	Payroll	Construction	School Lunch
Cash and investments - beginning	\$ 16,546,204	\$ 2,670,805	\$ 9,296,582	\$ 316,490	\$ (726,615)	\$ 648,714	\$ 301,453	\$ 2,945,141
Receipts:								
Local sources	2,457,502	8,029,037	11,923,137	5,530,730	1,799,871	-	-	1,968,896
Intermediate sources	2,286	-	-	-	-	-	-	-
State sources	100,176,183	-	-	-	-	-	-	-
Federal sources	-	-	-	-	-	-	-	4,350,746
Other	76,809	-	-	80,885	-	27,195,262	-	21,195
Total receipts	102,712,780	8,029,037	11,923,137	5,611,615	1,799,871	27,195,262	-	6,340,837
Disbursements:								
Current:								
Instruction	68,898,085	-	-	-	-	-	1,000	-
Support services	27,995,500	-	4,039,118	5,820,456	-	-	-	(8,691)
Noninstructional services	1,404,521	-	-	-	-	-	-	6,810,964
Facilities acquisition and construction	-	-	11,128,004	-	-	-	300,453	-
Debt services	-	7,596,167	-	-	-	-	-	-
Nonprogrammed charges	-	-	-	-	-	27,343,495	-	-
Total disbursements	98,298,106	7,596,167	15,167,122	5,820,456	-	27,343,495	301,453	6,802,273
Excess (deficiency) of receipts over disbursements	4,414,674	432,870	(3,243,985)	(208,841)	1,799,871	(148,233)	(301,453)	(461,436)
Other financing sources (uses):								
Sale of capital assets	2,207	-	-	-	54,800	-	-	1,119
Transfers in	-	-	166,093	76,813	24,491	-	-	-
Transfers out	-	(524,848)	-	-	-	-	-	-
Total other financing sources (uses)	2,207	(524,848)	166,093	76,813	79,291	-	-	1,119
Excess (deficiency) of receipts and other financing sources over disbursements and other financing uses	4,416,881	(91,978)	(3,077,892)	(132,028)	1,879,162	(148,233)	(301,453)	(460,317)
Cash and investments - ending	\$ 20,963,085	\$ 2,578,827	\$ 6,218,690	\$ 184,462	\$ 1,152,547	\$ 500,481	\$ -	\$ 2,484,824

VIGO COUNTY SCHOOL CORPORATION  
 COMBINING SCHEDULE OF RECEIPTS, DISBURSEMENTS, OTHER FINANCING SOURCES (USES), AND CASH AND INVESTMENT BALANCES -  
 REGULATORY BASIS  
 For the Year Ended June 30, 2014  
 (Continued)

	Textbook Rental	Self- Insurance	Levy Excess	Joint Services and Supply - Other	Full-Day Kindergarten	2012-2013 Early Intervention Grant	2013-2014 Early Intervention Grant	2014-2015 Early Intervention Grant
Cash and investments - beginning	\$ 770,231	\$ 7,934,018	\$ -	\$ -	\$ 18,514	\$ -	\$ 234,493	\$ -
Receipts:								
Local sources	633,195	18,104,930	-	1,201,260	450	-	-	-
Intermediate sources	-	-	-	-	-	-	-	-
State sources	635,163	-	-	-	-	-	-	180,000
Federal sources	-	-	-	-	-	-	-	-
Other	-	-	-	-	-	-	-	-
Total receipts	1,268,358	18,104,930	-	1,201,260	450	-	-	180,000
Disbursements:								
Current:								
Instruction	-	962,661	-	929,620	12,829	-	180,015	-
Support services	1,322,488	4,167	-	271,640	-	-	54,478	1,620
Noninstructional services	-	-	-	-	-	-	-	-
Facilities acquisition and construction	-	-	-	-	-	-	-	-
Debt services	-	-	-	-	-	-	-	-
Nonprogrammed charges	-	17,488,800	-	-	-	-	-	-
Total disbursements	1,322,488	18,455,628	-	1,201,260	12,829	-	234,493	1,620
Excess (deficiency) of receipts over disbursements	(54,130)	(350,698)	-	-	(12,379)	-	(234,493)	178,380
Other financing sources (uses):								
Sale of capital assets	-	-	-	-	-	-	-	-
Transfers in	257,451	-	-	-	-	-	-	-
Transfers out	-	-	-	-	-	-	-	-
Total other financing sources (uses)	257,451	-	-	-	-	-	-	-
Excess (deficiency) of receipts and other financing sources over disbursements and other financing uses	203,321	(350,698)	-	-	(12,379)	-	(234,493)	178,380
Cash and investments - ending	\$ 973,552	\$ 7,583,320	\$ -	\$ -	\$ 6,135	\$ -	\$ -	\$ 178,380

VIGO COUNTY SCHOOL CORPORATION  
 COMBINING SCHEDULE OF RECEIPTS, DISBURSEMENTS, OTHER FINANCING SOURCES (USES), AND CASH AND INVESTMENT BALANCES -  
 REGULATORY BASIS  
 For the Year Ended June 30, 2014  
 (Continued)

	2011-2012 PDS-ISU	2012-2013 PDS-ISU	2013-2014 PDS-ISU	2014-2015 PDS-ISU	2011-2012 Lumina Grant	2012-2013 Lumina Grant	Project Peace	Minority Consortium
Cash and investments - beginning	\$ 3,982	\$ 11,729	\$ 10,217	\$ -	\$ -	\$ 3,669	\$ 770	\$ 7,748
Receipts:								
Local sources	-	-	-	16,200	-	-	-	-
Intermediate sources	-	-	-	-	-	-	-	-
State sources	-	-	-	-	-	-	-	-
Federal sources	-	-	-	-	-	-	-	-
Other	-	-	-	-	-	-	-	-
Total receipts	-	-	-	16,200	-	-	-	-
Disbursements:								
Current:								
Instruction	-	-	-	-	-	1,275	-	650
Support services	3,982	5,901	4,847	2,499	-	-	-	-
Noninstructional services	-	-	-	-	-	-	-	-
Facilities acquisition and construction	-	-	-	-	-	-	-	-
Debt services	-	-	-	-	-	-	-	-
Nonprogrammed charges	-	-	-	-	-	-	-	-
Total disbursements	3,982	5,901	4,847	2,499	-	1,275	-	650
Excess (deficiency) of receipts over disbursements	(3,982)	(5,901)	(4,847)	13,701	-	(1,275)	-	(650)
Other financing sources (uses):								
Sale of capital assets	-	-	-	-	-	-	-	-
Transfers in	-	-	-	-	-	-	-	-
Transfers out	-	-	-	-	-	-	-	-
Total other financing sources (uses)	-	-	-	-	-	-	-	-
Excess (deficiency) of receipts and other financing sources over disbursements and other financing uses	(3,982)	(5,901)	(4,847)	13,701	-	(1,275)	-	(650)
Cash and investments - ending	\$ -	\$ 5,828	\$ 5,370	\$ 13,701	\$ -	\$ 2,394	\$ 770	\$ 7,098



VIGO COUNTY SCHOOL CORPORATION  
 COMBINING SCHEDULE OF RECEIPTS, DISBURSEMENTS, OTHER FINANCING SOURCES (USES), AND CASH AND INVESTMENT BALANCES -  
 REGULATORY BASIS  
 For the Year Ended June 30, 2014  
 (Continued)

	Adult Education Vouchers	2007-2008 Project PRE	2009-2010 Project PRE	Education Foundation Math/Science Tutoring	Gibson Foundation	Vectren Grant	Reading Recovery	Altrusa Grant
Cash and investments - beginning	\$ 2,634	\$ 32,950	\$ 5,792	\$ 915	\$ 550	\$ 428	\$ 17,245	\$ 787
Receipts:								
Local sources	-	-	-	-	-	-	34,900	-
Intermediate sources	-	-	-	-	-	-	-	-
State sources	-	-	-	-	-	-	-	-
Federal sources	-	-	-	-	-	-	-	-
Other	-	-	-	-	-	-	-	-
Total receipts	-	-	-	-	-	-	34,900	-
Disbursements:								
Current:								
Instruction	-	-	3,122	-	-	-	5,280	-
Support services	-	464	-	-	-	-	28,696	-
Noninstructional services	-	-	-	-	-	-	-	-
Facilities acquisition and construction	-	-	-	-	-	-	-	-
Debt services	-	-	-	-	-	-	-	-
Nonprogrammed charges	-	-	-	-	-	-	-	-
Total disbursements	-	464	3,122	-	-	-	33,976	-
Excess (deficiency) of receipts over disbursements	-	(464)	(3,122)	-	-	-	924	-
Other financing sources (uses):								
Sale of capital assets	-	-	-	-	-	-	-	-
Transfers in	-	-	-	-	-	-	-	-
Transfers out	-	-	-	-	-	-	-	-
Total other financing sources (uses)	-	-	-	-	-	-	-	-
Excess (deficiency) of receipts and other financing sources over disbursements and other financing uses	-	(464)	(3,122)	-	-	-	924	-
Cash and investments - ending	\$ 2,634	\$ 32,486	\$ 2,670	\$ 915	\$ 550	\$ 428	\$ 18,169	\$ 787

VIGO COUNTY SCHOOL CORPORATION  
 COMBINING SCHEDULE OF RECEIPTS, DISBURSEMENTS, OTHER FINANCING SOURCES (USES), AND CASH AND INVESTMENT BALANCES -  
 REGULATORY BASIS  
 For the Year Ended June 30, 2014  
 (Continued)

	NEA Learn/Lead	Walmart Grant	GE Volunteer Foundation	Oakley Foundation	Math Magic	Miscellaneous Projects	VCSC Aquatic Center Bricks	Project Aspire
Cash and investments - beginning	\$ 11,000	\$ 750	\$ 289	\$ 1,968	\$ 49,306	\$ 18,560	\$ -	\$ 440
Receipts:								
Local sources	-	-	-	-	25,000	73,059	11,868	-
Intermediate sources	-	-	-	-	-	-	-	-
State sources	-	-	-	-	-	-	-	-
Federal sources	-	-	-	-	-	-	-	-
Other	-	-	-	-	-	-	-	-
Total receipts	-	-	-	-	25,000	73,059	11,868	-
Disbursements:								
Current:								
Instruction	1,983	-	196	1,968	24,026	80,556	520	-
Support services	-	-	-	-	-	-	-	-
Noninstructional services	-	-	-	-	-	-	-	-
Facilities acquisition and construction	-	-	-	-	-	676	-	-
Debt services	-	-	-	-	-	-	-	-
Nonprogrammed charges	-	-	-	-	-	-	-	-
Total disbursements	1,983	-	196	1,968	24,026	81,232	520	-
Excess (deficiency) of receipts over disbursements	(1,983)	-	(196)	(1,968)	974	(8,173)	11,348	-
Other financing sources (uses):								
Sale of capital assets	-	-	-	-	-	-	-	-
Transfers in	-	-	-	-	-	-	-	-
Transfers out	-	-	-	-	-	-	-	-
Total other financing sources (uses)	-	-	-	-	-	-	-	-
Excess (deficiency) of receipts and other financing sources over disbursements and other financing uses	(1,983)	-	(196)	(1,968)	974	(8,173)	11,348	-
Cash and investments - ending	\$ 9,017	\$ 750	\$ 93	\$ -	\$ 50,280	\$ 10,387	\$ 11,348	\$ 440

VIGO COUNTY SCHOOL CORPORATION  
 COMBINING SCHEDULE OF RECEIPTS, DISBURSEMENTS, OTHER FINANCING SOURCES (USES), AND CASH AND INVESTMENT BALANCES -  
 REGULATORY BASIS  
 For the Year Ended June 30, 2014  
 (Continued)

	Performing Arts	THN Tutoring	Anonymous Gift/ Parent Grant	2012-2013 VCEF Writing/ Tutoring Grant	2013-2014 VCEF Writing/ Tutoring Grant	VCEF Tutoring Grant	Froderman Grant	2012-2013 VCEF Readlive Tutoring
Cash and investments - beginning	\$ -	\$ -	\$ 58,340	\$ (94)	\$ -	\$ -	\$ 269	\$ (472)
Receipts:								
Local sources	16,000	2,550	15,000	34	9,931	-	-	472
Intermediate sources	-	-	-	-	-	-	-	-
State sources	-	-	-	-	-	-	-	-
Federal sources	-	-	-	-	-	-	-	-
Other	-	-	-	-	-	-	-	-
Total receipts	16,000	2,550	15,000	34	9,931	-	-	472
Disbursements:								
Current:								
Instruction	7,335	3,777	25,519	(60)	10,318	-	269	-
Support services	-	-	-	-	-	-	-	-
Noninstructional services	-	-	-	-	-	-	-	-
Facilities acquisition and construction	-	-	-	-	-	-	-	-
Debt services	-	-	-	-	-	-	-	-
Nonprogrammed charges	-	-	-	-	-	-	-	-
Total disbursements	7,335	3,777	25,519	(60)	10,318	-	269	-
Excess (deficiency) of receipts over disbursements	8,665	(1,227)	(10,519)	94	(387)	-	(269)	472
Other financing sources (uses):								
Sale of capital assets	-	-	-	-	-	-	-	-
Transfers in	-	-	-	-	-	-	-	-
Transfers out	-	-	-	-	-	-	-	-
Total other financing sources (uses)	-	-	-	-	-	-	-	-
Excess (deficiency) of receipts and other financing sources over disbursements and other financing uses	8,665	(1,227)	(10,519)	94	(387)	-	(269)	472
Cash and investments - ending	\$ 8,665	\$ (1,227)	\$ 47,821	\$ -	\$ (387)	\$ -	\$ -	\$ -

VIGO COUNTY SCHOOL CORPORATION  
 COMBINING SCHEDULE OF RECEIPTS, DISBURSEMENTS, OTHER FINANCING SOURCES (USES), AND CASH AND INVESTMENT BALANCES -  
 REGULATORY BASIS  
 For the Year Ended June 30, 2014  
 (Continued)

	2013-2014 VCEF Readlive Tutoring	VCEF - Write Teach	2011-2012 Out of School	Work In Indiana	2010-2011 Summer Manufacturing Camp	2013-2014 Summer Manufacturing Camp	2013-2014 Summer Manufacturing Camp	2011-2012 Summer Health Camp
Cash and investments - beginning	\$ -	\$ 252	\$ 5,739	\$ -	\$ -	\$ 95	\$ (669)	\$ 923
Receipts:								
Local sources	17,892	-	-	11,818	-	-	18,139	-
Intermediate sources	-	-	-	-	-	-	-	-
State sources	-	-	-	-	-	-	-	-
Federal sources	-	-	-	-	-	-	-	-
Other	-	-	-	-	-	-	-	-
Total receipts	17,892	-	-	11,818	-	-	18,139	-
Disbursements:								
Current:								
Instruction	19,054	-	-	3,768	-	-	13,953	39
Support services	-	-	-	-	-	-	-	-
Noninstructional services	-	-	-	-	-	-	-	-
Facilities acquisition and construction	-	-	-	-	-	-	-	-
Debt services	-	-	-	-	-	-	-	-
Nonprogrammed charges	-	-	-	-	-	-	-	-
Total disbursements	19,054	-	-	3,768	-	-	13,953	39
Excess (deficiency) of receipts over disbursements	(1,162)	-	-	8,050	-	-	4,186	(39)
Other financing sources (uses):								
Sale of capital assets	-	-	-	-	-	-	-	-
Transfers in	-	-	-	-	-	-	-	-
Transfers out	-	-	-	-	-	-	-	-
Total other financing sources (uses)	-	-	-	-	-	-	-	-
Excess (deficiency) of receipts and other financing sources over disbursements and other financing uses	(1,162)	-	-	8,050	-	-	4,186	(39)
Cash and investments - ending	\$ (1,162)	\$ 252	\$ 5,739	\$ 8,050	\$ -	\$ 95	\$ 3,517	\$ 884

VIGO COUNTY SCHOOL CORPORATION  
 COMBINING SCHEDULE OF RECEIPTS, DISBURSEMENTS, OTHER FINANCING SOURCES (USES), AND CASH AND INVESTMENT BALANCES -  
 REGULATORY BASIS  
 For the Year Ended June 30, 2014  
 (Continued)

	2012-2013 Summer Health Camp	2013-2014 Summer Health Camp	Work 1 Youth Camp	Tech Town USA	County Alcohol & Drug	WVCF Vike-Tykes	WVCF Better Together Grant (Pals)	Background Checks
Cash and investments - beginning	\$ -	\$ -	\$ -	\$ 14,851	\$ 5,330	\$ 2,500	\$ -	\$ 2,440
Receipts:								
Local sources	-	1,260	6,937	1,767	-	-	-	252
Intermediate sources	-	-	-	-	-	-	-	-
State sources	-	-	-	-	-	-	-	-
Federal sources	-	-	-	-	-	-	-	-
Other	-	-	-	-	-	-	-	-
Total receipts	-	1,260	6,937	1,767	-	-	-	252
Disbursements:								
Current:								
Instruction	-	1,260	1,046	455	-	-	-	1,122
Support services	-	-	-	-	-	-	-	-
Noninstructional services	-	-	-	-	-	-	-	-
Facilities acquisition and construction	-	-	-	-	-	-	-	-
Debt services	-	-	-	-	-	-	-	-
Nonprogrammed charges	-	-	-	-	-	-	-	-
Total disbursements	-	1,260	1,046	455	-	-	-	1,122
Excess (deficiency) of receipts over disbursements	-	-	5,891	1,312	-	-	-	(870)
Other financing sources (uses):								
Sale of capital assets	-	-	-	-	-	-	-	-
Transfers in	-	-	-	-	-	-	-	-
Transfers out	-	-	-	-	-	-	-	-
Total other financing sources (uses)	-	-	-	-	-	-	-	-
Excess (deficiency) of receipts and other financing sources over disbursements and other financing uses	-	-	5,891	1,312	-	-	-	(870)
Cash and investments - ending	\$ -	\$ -	\$ 5,891	\$ 16,163	\$ 5,330	\$ 2,500	\$ -	\$ 1,570

VIGO COUNTY SCHOOL CORPORATION  
 COMBINING SCHEDULE OF RECEIPTS, DISBURSEMENTS, OTHER FINANCING SOURCES (USES), AND CASH AND INVESTMENT BALANCES -  
 REGULATORY BASIS  
 For the Year Ended June 30, 2014  
 (Continued)

	Literacy Improvement Grant	2011-2012 Gifted and Talented	2012-2013 Gifted and Talented	2013-2014 Gifted and Talented	Innovation Grant	CTE Awareness	Homeland Security	Technology Fund
Cash and investments - beginning	\$ -	\$ -	\$ 49,462	\$ -	\$ (15,105)	\$ -	\$ -	\$ 177,347
Receipts:								
Local sources	-	-	-	-	16,928	698	34,125	165,285
Intermediate sources	-	-	-	-	-	-	-	-
State sources	-	-	-	83,564	-	-	-	6,601
Federal sources	-	-	-	-	-	-	-	-
Other	-	-	-	-	-	-	-	-
Total receipts	-	-	-	83,564	16,928	698	34,125	171,886
Disbursements:								
Current:								
Instruction	-	-	39,834	36,567	1,823	-	-	349,233
Support services	-	-	9,628	8,102	-	-	-	-
Noninstructional services	-	-	-	-	-	-	-	-
Facilities acquisition and construction	-	-	-	-	-	-	-	-
Debt services	-	-	-	-	-	-	-	-
Nonprogrammed charges	-	-	-	-	-	-	-	-
Total disbursements	-	-	49,462	44,669	1,823	-	-	349,233
Excess (deficiency) of receipts over disbursements	-	-	(49,462)	38,895	15,105	698	34,125	(177,347)
Other financing sources (uses):								
Sale of capital assets	-	-	-	-	-	-	-	-
Transfers in	-	-	-	-	-	-	-	-
Transfers out	-	-	-	-	-	-	-	-
Total other financing sources (uses)	-	-	-	-	-	-	-	-
Excess (deficiency) of receipts and other financing sources over disbursements and other financing uses	-	-	(49,462)	38,895	15,105	698	34,125	(177,347)
Cash and investments - ending	\$ -	\$ -	\$ -	\$ 38,895	\$ -	\$ 698	\$ 34,125	\$ -

VIGO COUNTY SCHOOL CORPORATION  
 COMBINING SCHEDULE OF RECEIPTS, DISBURSEMENTS, OTHER FINANCING SOURCES (USES), AND CASH AND INVESTMENT BALANCES -  
 REGULATORY BASIS  
 For the Year Ended June 30, 2014  
 (Continued)

	2011-2012 Non-English Speaking Programs P.L. 273-1999	2012-2013 Non-English Speaking Programs P.L. 273-1999	2013-2014 Non-English Speaking Programs P.L. 273-1999	21st Century Scholars	ISU Innovation	2011-2012 Title I	2012-2013 Title I	2013-2014 Title I
Cash and investments - beginning	\$ -	\$ 7,434	\$ -	\$ 310	\$ (7,680)	\$ -	\$ (439,992)	\$ -
Receipts:								
Local sources	-	-	-	-	294,686	-	-	-
Intermediate sources	-	-	-	-	-	-	-	-
State sources	-	-	16,540	-	-	-	-	-
Federal sources	-	-	-	-	-	-	1,355,777	3,306,272
Other	-	-	-	-	-	-	-	-
Total receipts	-	-	16,540	-	294,686	-	1,355,777	3,306,272
Disbursements:								
Current:								
Instruction	-	5,372	90	-	7,804	-	704,860	3,215,474
Support services	-	2,062	1,923	101	253,445	-	206,441	576,615
Noninstructional services	-	-	-	-	-	-	4,484	29,232
Facilities acquisition and construction	-	-	-	-	-	-	-	-
Debt services	-	-	-	-	-	-	-	-
Nonprogrammed charges	-	-	-	-	-	-	-	-
Total disbursements	-	7,434	2,013	101	261,249	-	915,785	3,821,321
Excess (deficiency) of receipts over disbursements	-	(7,434)	14,527	(101)	33,437	-	439,992	(515,049)
Other financing sources (uses):								
Sale of capital assets	-	-	-	-	-	-	-	-
Transfers in	-	-	-	-	-	-	-	-
Transfers out	-	-	-	-	-	-	-	-
Total other financing sources (uses)	-	-	-	-	-	-	-	-
Excess (deficiency) of receipts and other financing sources over disbursements and other financing uses	-	(7,434)	14,527	(101)	33,437	-	439,992	(515,049)
Cash and investments - ending	\$ -	\$ -	\$ 14,527	\$ 209	\$ 25,757	\$ -	\$ -	\$ (515,049)

VIGO COUNTY SCHOOL CORPORATION  
 COMBINING SCHEDULE OF RECEIPTS, DISBURSEMENTS, OTHER FINANCING SOURCES (USES), AND CASH AND INVESTMENT BALANCES -  
 REGULATORY BASIS  
 For the Year Ended June 30, 2014  
 (Continued)

	Title I School Improvement	2011-2012 Title I Institutions	2012-2013 Title I Institutions	2013-2014 Title I Institutions	(IDEA, Part B) LEA Capacity Building (Sliver) Grants	2011-2012 Adult Education and Family Literacy, Title II	2012-2013 Adult Education and Family Literacy, Title II	2013-2014 Adult Education and Family Literacy, Title II
Cash and investments - beginning	\$ 24,629	\$ -	\$ (4,142)	\$ -	\$ -	\$ -	\$ (58,218)	\$ -
Receipts:								
Local sources	-	-	-	-	-	-	-	-
Intermediate sources	-	-	-	-	-	-	-	-
State sources	-	-	-	-	-	-	-	-
Federal sources	-	-	29,132	30,600	-	-	96,867	224,180
Other	-	-	-	-	-	-	-	-
Total receipts	-	-	29,132	30,600	-	-	96,867	224,180
Disbursements:								
Current:								
Instruction	-	-	24,990	30,600	-	-	37,522	262,135
Support services	-	-	-	-	-	-	1,127	25,751
Noninstructional services	-	-	-	-	-	-	-	-
Facilities acquisition and construction	-	-	-	-	-	-	-	-
Debt services	-	-	-	-	-	-	-	-
Nonprogrammed charges	-	-	-	-	-	-	-	-
Total disbursements	-	-	24,990	30,600	-	-	38,649	287,886
Excess (deficiency) of receipts over disbursements	-	-	4,142	-	-	-	58,218	(63,706)
Other financing sources (uses):								
Sale of capital assets	-	-	-	-	-	-	-	-
Transfers in	-	-	-	-	-	-	-	-
Transfers out	-	-	-	-	-	-	-	-
Total other financing sources (uses)	-	-	-	-	-	-	-	-
Excess (deficiency) of receipts and other financing sources over disbursements and other financing uses	-	-	4,142	-	-	-	58,218	(63,706)
Cash and investments - ending	\$ 24,629	\$ -	\$ -	\$ -	\$ -	\$ -	\$ -	\$ (63,706)



VIGO COUNTY SCHOOL CORPORATION  
 COMBINING SCHEDULE OF RECEIPTS, DISBURSEMENTS, OTHER FINANCING SOURCES (USES), AND CASH AND INVESTMENT BALANCES -  
 REGULATORY BASIS  
 For the Year Ended June 30, 2014  
 (Continued)

	Drug Free Schools	2011-2012 Title II Eisenhower	2012-2013 Title II Eisenhower	2013-2014 Title II Eisenhower	2014-2015 Title II Eisenhower	2010-11 Title II Eisenhower Science/ Math Technology Grants	2011-12 Title II Eisenhower Science/ Math Technology Grants	2012-13 Title II Eisenhower Science/ Math Technology Grants
Cash and investments - beginning	\$ -	\$ -	\$ 6,651	\$ -	\$ -	\$ (37,864)	\$ (1,620)	\$ (13,098)
Receipts:								
Local sources	-	-	32,943	-	-	-	-	-
Intermediate sources	-	-	-	-	-	-	-	-
State sources	-	-	-	-	-	-	-	-
Federal sources	-	-	38,336	47,559	-	123,827	53,223	122,221
Other	-	-	-	-	-	-	-	-
Total receipts	-	-	71,279	47,559	-	123,827	53,223	122,221
Disbursements:								
Current:								
Instruction	-	-	22,697	1,497	-	85,963	51,603	2,355
Support services	-	-	55,233	36,883	1,015	-	-	106,821
Noninstructional services	-	-	-	-	-	-	-	-
Facilities acquisition and construction	-	-	-	-	-	-	-	-
Debt services	-	-	-	-	-	-	-	-
Nonprogrammed charges	-	-	-	-	-	-	-	-
Total disbursements	-	-	77,930	38,380	1,015	85,963	51,603	109,176
Excess (deficiency) of receipts over disbursements	-	-	(6,651)	9,179	(1,015)	37,864	1,620	13,045
Other financing sources (uses):								
Sale of capital assets	-	-	-	-	-	-	-	-
Transfers in	-	-	-	-	-	-	-	-
Transfers out	-	-	-	-	-	-	-	-
Total other financing sources (uses)	-	-	-	-	-	-	-	-
Excess (deficiency) of receipts and other financing sources over disbursements and other financing uses	-	-	(6,651)	9,179	(1,015)	37,864	1,620	13,045
Cash and investments - ending	\$ -	\$ -	\$ -	\$ 9,179	\$ (1,015)	\$ -	\$ -	\$ (53)

VIGO COUNTY SCHOOL CORPORATION  
 COMBINING SCHEDULE OF RECEIPTS, DISBURSEMENTS, OTHER FINANCING SOURCES (USES), AND CASH AND INVESTMENT BALANCES -  
 REGULATORY BASIS  
 For the Year Ended June 30, 2014  
 (Continued)

	2013-14 Title II Eisenhower Science/ Math Technology Grants	2009-10 Title II Eisenhower Science/ Math Technology Grants	2011-2012 Homeless Children	2012-2013 Homeless Children	2013-2014 Homeless Children	2011-2012 Perkins	2012-2013 Perkins	2013-2014 Perkins
Cash and investments - beginning	\$ -	\$ -	\$ -	\$ (6,250)	\$ -	\$ -	\$ (13,179)	\$ -
Receipts:								
Local sources	-	-	-	-	-	-	-	-
Intermediate sources	-	-	-	-	-	-	-	-
State sources	-	-	-	-	-	-	-	-
Federal sources	18,000	-	-	31,250	25,375	-	165,297	159,827
Other	-	-	-	-	-	-	-	-
Total receipts	18,000	-	-	31,250	25,375	-	165,297	159,827
Disbursements:								
Current:								
Instruction	-	-	-	25,000	29,000	-	143,216	164,654
Support services	18,000	-	-	-	-	-	8,902	21,049
Noninstructional services	-	-	-	-	-	-	-	-
Facilities acquisition and construction	-	-	-	-	-	-	-	-
Debt services	-	-	-	-	-	-	-	-
Nonprogrammed charges	-	-	-	-	-	-	-	-
Total disbursements	18,000	-	-	25,000	29,000	-	152,118	185,703
Excess (deficiency) of receipts over disbursements	-	-	-	6,250	(3,625)	-	13,179	(25,876)
Other financing sources (uses):								
Sale of capital assets	-	-	-	-	-	-	-	-
Transfers in	-	-	-	-	-	-	-	-
Transfers out	-	-	-	-	-	-	-	-
Total other financing sources (uses)	-	-	-	-	-	-	-	-
Excess (deficiency) of receipts and other financing sources over disbursements and other financing uses	-	-	-	6,250	(3,625)	-	13,179	(25,876)
Cash and investments - ending	\$ -	\$ -	\$ -	\$ -	\$ (3,625)	\$ -	\$ -	\$ (25,876)

VIGO COUNTY SCHOOL CORPORATION  
 COMBINING SCHEDULE OF RECEIPTS, DISBURSEMENTS, OTHER FINANCING SOURCES (USES), AND CASH AND INVESTMENT BALANCES -  
 REGULATORY BASIS  
 For the Year Ended June 30, 2014  
 (Continued)

	CTE Technology Resource Grant	Medicaid Reimbursement - Federal	2011-2012 Title II Educating America, Educate IN	2012-2013 Title II Educating America, Educate IN	2013-2014 Title II Educating America, Educate IN	High Schools That Work	2010-2011 Leading the Way	2011-2012 Leading the Way
Cash and investments - beginning	\$ -	\$ 63,200	\$ -	\$ (25,500)	\$ -	\$ 1,684	\$ 74	\$ -
Receipts:								
Local sources	-	-	-	-	-	-	-	-
Intermediate sources	-	-	-	-	-	-	-	-
State sources	-	-	-	-	-	-	-	-
Federal sources	15,000	242,329	-	93,873	21,002	-	-	-
Other	-	-	-	-	-	-	-	-
Total receipts	15,000	242,329	-	93,873	21,002	-	-	-
Disbursements:								
Current:								
Instruction	15,000	190,003	-	-	-	1,410	-	-
Support services	-	-	-	68,373	35,640	-	-	-
Noninstructional services	-	-	-	-	-	-	-	-
Facilities acquisition and construction	-	-	-	-	-	-	-	-
Debt services	-	-	-	-	-	-	-	-
Nonprogrammed charges	-	-	-	-	-	-	-	-
Total disbursements	15,000	190,003	-	68,373	35,640	1,410	-	-
Excess (deficiency) of receipts over disbursements	-	52,326	-	25,500	(14,638)	(1,410)	-	-
Other financing sources (uses):								
Sale of capital assets	-	-	-	-	-	-	-	-
Transfers in	-	-	-	-	-	-	-	-
Transfers out	-	-	-	-	-	-	-	-
Total other financing sources (uses)	-	-	-	-	-	-	-	-
Excess (deficiency) of receipts and other financing sources over disbursements and other financing uses	-	52,326	-	25,500	(14,638)	(1,410)	-	-
Cash and investments - ending	\$ -	\$ 115,526	\$ -	\$ -	\$ (14,638)	\$ 274	\$ 74	\$ -

VIGO COUNTY SCHOOL CORPORATION  
 COMBINING SCHEDULE OF RECEIPTS, DISBURSEMENTS, OTHER FINANCING SOURCES (USES), AND CASH AND INVESTMENT BALANCES -  
 REGULATORY BASIS  
 For the Year Ended June 30, 2014  
 (Continued)

	2009-2010 Leading the Way	2012-2013 Leading the Way	21st Century	2009-2010 Reading First	2011-2012 Title III Language Minority	2012-2013 Title III Language Minority	2013-2014 Title III Language Minority	2011-2012 Title II Class Size Reduction
Cash and investments - beginning	\$ 68	\$ -	\$ (29,174)	\$ 5,199	\$ -	\$ (1,320)	\$ -	\$ -
Receipts:								
Local sources	-	-	-	-	-	-	-	-
Intermediate sources	-	-	-	-	-	-	-	-
State sources	-	-	-	-	-	-	-	-
Federal sources	-	-	178,876	-	-	10,810	3,763	-
Other	-	-	-	-	-	-	-	-
Total receipts	-	-	178,876	-	-	10,810	3,763	-
Disbursements:								
Current:								
Instruction	-	-	150,425	-	-	587	2,242	-
Support services	-	-	12,135	-	-	8,903	1,762	-
Noninstructional services	-	-	-	-	-	-	-	-
Facilities acquisition and construction	-	-	-	-	-	-	-	-
Debt services	-	-	-	-	-	-	-	-
Nonprogrammed charges	-	-	-	-	-	-	-	-
Total disbursements	-	-	162,560	-	-	9,490	4,004	-
Excess (deficiency) of receipts over disbursements	-	-	16,316	-	-	1,320	(241)	-
Other financing sources (uses):								
Sale of capital assets	-	-	-	-	-	-	-	-
Transfers in	-	-	-	-	-	-	-	-
Transfers out	-	-	-	-	-	-	-	-
Total other financing sources (uses)	-	-	-	-	-	-	-	-
Excess (deficiency) of receipts and other financing sources over disbursements and other financing uses	-	-	16,316	-	-	1,320	(241)	-
Cash and investments - ending	\$ 68	\$ -	\$ (12,858)	\$ 5,199	\$ -	\$ -	\$ (241)	\$ -

VIGO COUNTY SCHOOL CORPORATION  
 COMBINING SCHEDULE OF RECEIPTS, DISBURSEMENTS, OTHER FINANCING SOURCES (USES), AND CASH AND INVESTMENT BALANCES -  
 REGULATORY BASIS  
 For the Year Ended June 30, 2014  
 (Continued)

	2012-2013 Title II Class Size Reduction	2013-2014 Title II Class Size Reduction	Title I - Grants to LEAs	McKinney - Vento Education for Homeless	Title I - Part D, Subpart 2	Education Jobs Fund	Totals
Cash and investments - beginning	\$ (52,801)	\$ -	\$ -	\$ -	\$ -	\$ -	\$ 40,857,378
Receipts:							
Local sources	-	-	-	-	-	-	52,456,752
Intermediate sources	-	-	-	-	-	-	2,286
State sources	-	-	-	-	-	-	101,098,051
Federal sources	203,790	316,069	-	-	-	-	11,264,001
Other	-	-	-	-	-	-	27,374,151
Total receipts	203,790	316,069	-	-	-	-	192,195,241
Disbursements:							
Current:							
Instruction	150,989	388,757	-	-	-	-	77,333,343
Support services	-	-	-	-	-	-	41,007,076
Noninstructional services	-	-	-	-	-	-	8,249,201
Facilities acquisition and construction	-	-	-	-	-	-	11,429,133
Debt services	-	-	-	-	-	-	7,596,167
Nonprogrammed charges	-	-	-	-	-	-	44,832,295
Total disbursements	150,989	388,757	-	-	-	-	190,447,215
Excess (deficiency) of receipts over disbursements	52,801	(72,688)	-	-	-	-	1,748,026
Other financing sources (uses):							
Sale of capital assets	-	-	-	-	-	-	58,126
Transfers in	-	-	-	-	-	-	524,848
Transfers out	-	-	-	-	-	-	(524,848)
Total other financing sources (uses)	-	-	-	-	-	-	58,126
Excess (deficiency) of receipts and other financing sources over disbursements and other financing uses	52,801	(72,688)	-	-	-	-	1,806,152
Cash and investments - ending	\$ -	\$ (72,688)	\$ -	\$ -	\$ -	\$ -	\$ 42,663,530

VIGO COUNTY SCHOOL CORPORATION  
SCHEDULE OF LEASES AND DEBT  
As of June 30, 2014

Lessor	Purpose	Annual Lease Payment	Lease Beginning Date	Lease Ending Date
Governmental activities:				
GE Capital Information Technology Solutions Inc.	Multi-Function Device Lease	\$ 73,278	09/06/11	09/05/16
GE Capital Information Technology Solutions Inc.	Multi-Function Device Lease	20,624	01/06/13	08/15/16
GE Capital Information Technology Solutions Inc.	Multi-Function Device Lease	1,721	05/22/14	05/21/16
GE Capital Information Technology Solutions Inc.	Multi-Function Device Lease	914	06/18/14	06/17/16
Sarah Scott Middle School Building Corporation	Building renovations	2,894,500	06/30/05	12/31/18
Vigo County Elementary School Building Corporation	Building renovations	<u>2,671,000</u>	06/30/07	12/31/26
Total governmental activities		<u>5,662,037</u>		
Total of annual lease payments		<u>\$ 5,662,037</u>		

Type	Description of Debt	Purpose	Ending Principal Balance	Principal and Interest Due Within One Year
Governmental activities:				
General obligation bonds	2011 General Obligation Bonds		\$ 812,800	\$ 812,800
General obligation bonds	2012 General Obligation Bonds		5,123,810	1,636,360
Notes and loans payable	Energy Conservation Projects Phase III		3,713,053	1,237,684
Notes and loans payable	Energy Conservation Projects Phase IV		3,693,483	335,771
Notes and loans payable	Energy Conservation Projects Phase V		<u>4,078,844</u>	<u>353,838</u>
Total governmental activities			<u>17,421,990</u>	<u>4,376,453</u>
Totals			<u>\$ 17,421,990</u>	<u>\$ 4,376,453</u>

VIGO COUNTY SCHOOL CORPORATION  
 SCHEDULE OF CAPITAL ASSETS  
 As of June 30, 2014

Capital assets are reported at actual or estimated historical cost based on appraisals or deflated current replacement cost. Contributed or donated assets are reported at estimated fair value at the time received.

	<u>Ending Balance</u>
Governmental activities:	
Land	\$ 6,388,399
Buildings	343,334,001
Improvements other than buildings	25,830,602
Machinery, equipment, and vehicles	32,304,027
Construction in progress	<u>416,631</u>
Total governmental activities	<u>408,273,660</u>
Total capital assets	<u>\$ 408,273,660</u>

(This page intentionally left blank.)



SUPPLEMENTAL AUDIT OF  
FEDERAL AWARDS



INDEPENDENT AUDITOR'S REPORT ON COMPLIANCE FOR EACH MAJOR FEDERAL  
PROGRAM AND ON INTERNAL CONTROL OVER COMPLIANCE

TO: THE OFFICIALS OF THE VIGO COUNTY SCHOOL CORPORATION, VIGO COUNTY, INDIANA

***Report on Compliance for Each Major Federal Program***

We have audited the Vigo County School Corporation's (School Corporation) compliance with the types of compliance requirements described in the *U.S. Office of Management and Budget (OMB) Circular A-133 Compliance Supplement* that could have a direct and material effect on each of its major federal programs for the period of July 1, 2012 to June 30, 2014. The School Corporation's major federal programs are identified in the Summary of Auditor's Results section of the accompanying Schedule of Findings and Questioned Costs.

***Management's Responsibility***

Management is responsible for compliance with the requirements of laws, regulations, contracts, and grants applicable to its federal programs.

***Auditor's Responsibility***

Our responsibility is to express an opinion on compliance for each of the School Corporation's major federal programs based on our audit of the types of compliance requirements referred to above. We conducted our audit of compliance in accordance with auditing standards generally accepted in the United States of America; the standards applicable to financial audits contained in *Government Auditing Standards*, issued by the Comptroller General of the United States; and OMB Circular A-133, *Audits of States, Local Governments, and Non-Profit Organizations*. Those standards and OMB Circular A-133 require that we plan and perform the audit to obtain reasonable assurance about whether noncompliance with the types of compliance requirements referred to above that could have a direct and material effect on a major federal program occurred. An audit includes examining, on a test basis, evidence about the School Corporation's compliance with those requirements and performing such other procedures as we considered necessary in the circumstances.

We believe that our audit provides a reasonable basis for our opinion on compliance for each major federal program. However, our audit does not provide a legal determination of the School Corporation's compliance.

***Opinion on Each Major Federal Program***

In our opinion, the School Corporation complied, in all material respects, with the types of compliance requirements referred to above that could have a direct and material effect on each of its major federal programs for the period of July 1, 2012 to June 30, 2014.

INDEPENDENT AUDITOR'S REPORT ON COMPLIANCE FOR EACH MAJOR FEDERAL  
PROGRAM AND ON INTERNAL CONTROL OVER COMPLIANCE  
(Continued)

***Other Matters***

This report replaces the previously issued Independent Auditor's Report on Compliance for Each Major Federal Program and on Internal Control Over Compliance dated May 7, 2015. The Schedule of Expenditures of Federal Awards has been revised to correct a misstatement. This correction changed the determination of the major programs. The Special Education Cluster was also audited as a major program due to the change.

The results of our auditing procedures disclosed instances of noncompliance, which are required to be reported in accordance with OMB Circular A-133 and which are described in the accompanying Schedule of Findings and Questioned Costs as items 2014-001, 2014-002, and 2014-003. Our opinion on each major federal program is not modified with respect to these matters.

The School Corporation's response to the noncompliance findings identified in our audit is described in the accompanying Corrective Action Plan. The School Corporation's response was not subjected to the auditing procedures applied in the audit of compliance and, accordingly, we express no opinion on the response.

***Report on Internal Control Over Compliance***

Management of the School Corporation is responsible for establishing and maintaining effective internal control over compliance with the types of compliance requirements referred to above. In planning and performing our audit of compliance, we considered the School Corporation's internal control over compliance with the types of requirements that could have a direct and material effect on each major federal program to determine the auditing procedures that are appropriate in the circumstances for the purpose of expressing our opinion on compliance for each major federal program and to test and report on internal control over compliance in accordance with OMB Circular A-133, but not for the purpose of expressing an opinion on the effectiveness of internal control over compliance. Accordingly, we do not express an opinion on the effectiveness of the School Corporation's internal control over compliance.


Our consideration of internal control over compliance was for the limited purpose described in the preceding paragraph and was not designed to identify all deficiencies in internal control over compliance that might be material weaknesses or significant deficiencies and therefore, material weaknesses or significant deficiencies may exist that were not identified. However, as discussed below, we identified certain deficiencies in internal control over compliance that we consider to be material weaknesses.

A deficiency in internal control over compliance exists when the design or operation of a control over compliance does not allow management or employees, in the normal course of performing their assigned functions, to prevent, or detect and correct, noncompliance with a type of compliance requirement of a federal program on a timely basis. A material weakness in internal control over compliance is a deficiency, or combination of deficiencies, in internal control over compliance, such that there is a reasonable possibility that material noncompliance with a type of compliance requirement of a federal program will not be prevented, or detected and corrected, on a timely basis. We consider the deficiencies in internal control over compliance described in the accompanying Schedule of Findings and Questioned Costs as items 2014-001, 2014-002, and 2014-003 to be material weaknesses.

The School Corporation's response to the internal control over compliance findings identified in our audit is described in the accompanying Corrective Action Plan. The School Corporation's response was not subjected to the auditing procedures applied in the audit of compliance and, accordingly, we express no opinion on the response.

INDEPENDENT AUDITOR'S REPORT ON COMPLIANCE FOR EACH MAJOR FEDERAL  
PROGRAM AND ON INTERNAL CONTROL OVER COMPLIANCE  
(Continued)

The purpose of this report on internal control over compliance is solely to describe the scope of our testing of internal control over compliance and the results of that testing based on the requirements of OMB Circular A-133. Accordingly, this report is not suitable for any other purpose.

  
Paul D. Joyce, CPA  
State Examiner

May 7, 2015, except for the Special Education Cluster, as to which the date is February 4, 2016

## SCHEDULE OF EXPENDITURES OF FEDERAL AWARDS AND ACCOMPANYING NOTES

The Schedule of Expenditures of Federal Awards and accompanying notes presented were prepared by management of the School Corporation. The schedule and notes are presented as intended by the School Corporation.

(This page intentionally left blank.)

VIGO COUNTY SCHOOL CORPORATION  
 SCHEDULE OF EXPENDITURES OF FEDERAL AWARDS  
 For the Years Ended June 30, 2013 and 2014

Federal Grantor Agency Cluster Title/Program Title/Project Title	Pass-Through Entity or Direct Grant	Federal CFDA Number	Pass-Through Entity (or Other) Identifying Number	Total Federal Awards Expended 06-30-13	Total Federal Awards Expended 06-30-14
<b>DEPARTMENT OF AGRICULTURE</b>					
Child Nutrition Cluster	Indiana Department of Education				
School Breakfast Program		10.553	SY12-13 and SY13-14	\$ 1,414,354	\$ 1,070,959
National School Lunch Program		10.555	SY12-13 and SY13-14	4,546,056	3,654,523
Summer Food Service Program for Children		10.559	SY12-13 and SY13-14	2,639	3,046
Total for cluster				5,963,049	4,728,528
Fresh Fruit and Vegetable Program	Indiana Department of Education	10.582	SY12-13 and SY13-14	47,053	37,656
Total for federal grantor agency				6,010,102	4,766,184
<b>DEPARTMENT OF LABOR</b>					
Employment Service Cluster					
Employment Service/Wagner-Peyser Funded Activities	Indiana Department of Education	17.207	FY 13-14	-	1,350
Workforce Investment Act (WIA) Cluster					
WIA Youth Activities	Indiana Department of Education	17.259	FY 13-14	-	300
Total for federal grantor agency				-	1,650
<b>DEPARTMENT OF EDUCATION</b>					
Special Education Cluster (IDEA)					
Special Education - Grants to States	Indiana Department of Education	84.027			
FY 10-11			14211-008-PN01	230,840	-
FY 11-12			14212-008-PN01	1,181,559	181,763
FY 12-13			14213-008-PN01	2,598,311	979,040
FY 13-14			14214-008-PN01	-	2,781,278
FY 13-14			99999-008-PN01	-	13,545
FY 12-13			A58-3-13DL-0114	69,397	-
Total for program				4,080,107	3,955,626
Special Education - Preschool Grants	Indiana Department of Education	84.173			
FY 10-11			45711-008-PN01	2,276	-
FY 11-12			45712-008-PN01	64,014	26,603
FY 12-13			45713-008-PN01	126,437	48,047
FY 13-14			45714-008-PN01	-	136,522
Total for program				192,727	211,172
Total for cluster				4,272,834	4,166,798

The accompanying notes are an integral part of the Schedule of Expenditures of Federal Awards.

VIGO COUNTY SCHOOL CORPORATION  
SCHEDULE OF EXPENDITURES OF FEDERAL AWARDS  
For the Years Ended June 30, 2013 and 2014  
(Continued)

Federal Grantor Agency Cluster Title/Program Title/Project Title	Pass-Through Entity or Direct Grant	Federal CFDA Number	Pass-Through Entity (or Other) Identifying Number	Total Federal Awards Expended 06-30-13	Total Federal Awards Expended 06-30-14
<b>DEPARTMENT OF EDUCATION (continued)</b>					
Title I, Part A Cluster					
Title I Grants to Local Educational Agencies	Indiana Department of Education	84.010		-	-
FY 11-12 Basic Concentration Funds			SY11-12	2,031,843	-
FY 12-13 Basic Concentration Funds			SY12-13	2,551,237	1,355,491
FY 13-14 Basic Concentration Funds			SY13-14	-	3,306,272
FY 11-12 Neglected and Delinquent Students			SY11-12	31,631	-
FY 12-13 Neglected and Delinquent Students			SY12-13	34,605	29,132
FY 13-14 Neglected and Delinquent Students			SY13-14	-	30,600
<b>Total for cluster</b>				<b>4,649,316</b>	<b>4,721,495</b>
Adult Education - Basic Grants to States					
FY 11-12	Indiana Dept. of Workforce Development	84.002A	CI-2-AE-1-128	19,659	-
FY 12-13			CI-3-AE-2-128	58,311	-
FY 13-14			CI-4-AE-3-128	-	60,414
<b>Total for program</b>				<b>77,970</b>	<b>60,414</b>
Career and Technical Education - Basic Grants to States					
FY 11-12 Perkins Vocational and Applied Technology Education Grant	Indiana Dept. of Workforce Development	84.048	12-4700-8030	172,344	-
FY 12-13 Perkins Vocational and Applied Technology Education Grant			13-4700-8030	137,590	164,595
FY 13-14 Perkins Vocational and Applied Technology Education Grant			14-4700-8030	-	159,827
CTE Technology Resource Grant - Supplemental			A58-3-13CI-1563	-	15,000
<b>Total for program</b>				<b>309,934</b>	<b>339,422</b>
Education for Homeless Children and Youth					
FY 11-12 McKinney-Vento Education for Homeless	Indiana Department of Education	84.196	A58-2-12SS-0806	55,000	-
FY 12-13 McKinney-Vento Education for Homeless			A58-3-13SS-1031	43,750	31,250
FY 13-14 McKinney-Vento Education for Homeless			A58-4-14SS-1809	-	25,375
<b>Total for program</b>				<b>98,750</b>	<b>56,625</b>
Tech-Prep Education					
	Indiana Department of Education	84.243	13-4700-8030	8,885	-
Twenty-First Century Community Learning Centers					
	Indiana Department of Education	84.287	A58-0-10DL-130	150,401	178,261
English Language Acquisition State Grants					
FY 11-12	Indiana Department of Education	84.365	01112-083-PN01	16,695	-
FY 12-13			01113-086-PN01	11,622	10,810
FY 13-14			01114-084-PN01	-	3,763
<b>Total for program</b>				<b>28,317</b>	<b>14,573</b>

The accompanying notes are an integral part of the Schedule of Expenditures of Federal Awards.



VIGO COUNTY SCHOOL CORPORATION  
SCHEDULE OF EXPENDITURES OF FEDERAL AWARDS  
For the Years Ended June 30, 2013 and 2014  
(Continued)

Federal Grantor Agency Cluster Title/Program Title/Project Title	Pass-Through Entity or Direct Grant	Federal CFDA Number	Pass-Through Entity (or Other) Identifying Number	Total Federal Awards Expended 06-30-13	Total Federal Awards Expended 06-30-14
<u>DEPARTMENT OF EDUCATION (continued)</u>					
Mathematics and Science Partnerships	Indiana Department of Education	84.366			
Math/Science Initiative			A58-0-10CI-0369	74,752	53,223
Math/Science Initiative			A58-0-10CI-163	125,983	123,827
Math/Science Initiative			A58-3-13CI-1273	40,000	122,221
Math/Science Initiative			A58-9-09SL-023	52,529	-
Math/Science Initiative - Supplemental			A58-4-14CI-1870	-	18,000
Total for program				<u>293,264</u>	<u>317,271</u>
Improving Teacher Quality State Grants	Indiana Department of Education	84.367			
FY 11-12			FY 2012	448,400	-
FY 12-13			FY 2013	412,512	368,943
FY 13-14			FY 2014	-	384,629
Total for program				<u>860,912</u>	<u>753,572</u>
Education Jobs Fund	Indiana Department of Education	84.410	2010 843410A	1,606,567	-
Total for federal grantor agency				<u>12,357,150</u>	<u>10,608,431</u>
<u>DEPARTMENT OF HEALTH AND HUMAN SERVICES</u>					
Medicaid Cluster					
Medical Assistance Program	Indiana Office of Medicaid Policy and Planning	93.778	SY12-13 and SY13-14	115,255	242,329
Total for federal grantor agency				<u>115,255</u>	<u>242,329</u>
Total federal awards expended				<u>\$ 18,482,507</u>	<u>\$ 15,618,594</u>

The accompanying notes are an integral part of the Schedule of Expenditures of Federal Awards.

VIGO COUNTY SCHOOL CORPORATION  
NOTES TO SCHEDULE OF EXPENDITURES OF FEDERAL AWARDS

**Note 1. Basis of Presentation**

The accompanying Schedule of Expenditures of Federal Awards includes the federal grant activity of the School Corporation and is presented in accordance with the cash and investment basis of accounting used in the preparation of the financial statement. Accordingly, the amount of federal awards expended is based on when the disbursement related to the award occurs except when the federal award is received on a reimbursement basis. In these instances the federal awards are considered expended when the reimbursement is received.

Circular A-133 requires an annual audit of nonfederal entities expending a total amount of federal awards equal to or in excess of \$500,000 in any fiscal year unless by constitution or statute a less frequent audit is required. In accordance with Indiana Code (IC 5-11-1-25), audits of school corporations shall be conducted biennially. Such audits shall include both years within the biennial period.

**Note 2. Subrecipients**

Of the federal expenditures presented in the schedule, the School Corporation provided federal awards to subrecipients as follows for the years ended June 30, 2013 and 2014:

Program Title	Federal CFDA Number	2013	2014
Education for Homeless Children and Youth	84.196	\$ 98,750	\$ 56,625

**Note 3. Noncash Assistance**

The School Corporation expended the following amount of noncash assistance for the years ending June 30, 2013 and 2014. This noncash assistance is also included in the federal expenditures presented in the schedule.

Program Title	Federal CFDA Number	2013	2014
National School Lunch Program	10.555	\$ 452,714	\$ 392,108

**Note 4. Special Education District**

The School Corporation is a member of the Covered Bridge Special Education District (District). The District operates the Special Education program for the School Corporation. As a result, some activity for the Special Education Cluster that is presented on the Schedule of Expenditures of Federal Awards is not presented as receipts and disbursements in the financial statement.

VIGO COUNTY SCHOOL CORPORATION  
SCHEDULE OF FINDINGS AND QUESTIONED COSTS

**Section I - Summary of Auditor's Results**

Financial Statement:

Type of auditor's report issued:	Adverse as to GAAP; Unmodified as to Regulatory Basis
Internal control over financial reporting:	
Material weaknesses identified?	no
Significant deficiencies identified?	none reported
Noncompliance material to financial statement noted?	no

Federal Awards:

Internal control over major programs:	
Material weaknesses identified?	yes
Significant deficiencies identified?	none reported
Type of auditor's report issued on compliance for major programs:	Unmodified
Any audit findings disclosed that are required to be reported in accordance with section 510(a) of OMB Circular A-133?	yes

Identification of Major Programs:

Name of Federal Program or Cluster

Child Nutrition Cluster  
Special Education Cluster (IDEA)  
Title I, Part A Cluster

Dollar threshold used to distinguish between Type A and Type B programs: \$1,023,033

Auditee qualified as low-risk auditee? no

**Section II - Financial Statement Findings**

No matters are reportable.

**Section III - Federal Award Findings and Questioned Costs**

**FINDING 2014-001 - SUSPENSION AND DEBARMENT**

Federal Agency: Department of Agriculture  
Federal Program: School Breakfast Program, National School Lunch Program, Summer Food Service Program for Children  
CFDA Number: 10.553, 10.555, 10.559  
Federal Award Number and Year (or Other Identifying Number): SY12-13, SY13-14  
Pass-Through Entity: Indiana Department of Education

VIGO COUNTY SCHOOL CORPORATION  
SCHEDULE OF FINDINGS AND QUESTIONED COSTS  
(Continued)

Management of the School Corporation has not established an effective internal control system related to the grant agreement and the Suspension and Debarment compliance requirements. The failure to establish an effective internal control system places the School Corporation at risk of noncompliance with the grant agreement and the compliance requirements.

The U.S. Department of Agriculture and U.S. Department of Education required the School Corporation to verify that awarded contracts exceeding \$25,000 were not with suspended or debarred entities. School food contractors were never verified by the School Corporation as to whether or not they were suspended or debarred. The communications with food supply bidders did not contain any statements regarding suspended or debarred parties.

During the School Corporation's fiscal years 2012-2013 and 2013-2014, the School Corporation made food service purchases exceeding \$25,000 from nine vendors each year. During the audit, a search of the System of Award Manager Center website resulted in no active exclusions for any of these vendors.

An internal control system should be designed and operate effectively to provide reasonable assurance that material noncompliance with the grant agreement or a compliance requirement of a federal program will be prevented, or detected and corrected, on a timely basis.

2 CFR 180.300 states:

"What must I do before I enter into a covered transaction with another person at the next lower tier?

When you enter into a covered transaction with another person at the next lower tier, you must verify that the person with whom you intend to do business is not excluded or disqualified.

You do this by:

- (a) Checking the EPLS; or
- (b) Collecting a certification from that person; or
- (c) Adding a clause or condition to the covered transaction with that person."

OMB Circular A-133, Subpart C, section .300 states in part:

"The auditee shall: . . . (b) Maintain internal control over Federal programs that provides reasonable assurance that the auditee is managing Federal awards in compliance with laws, regulations, and the provisions of contracts or grant agreements that could have a material effect on each of its Federal programs."

The failure to establish internal controls could enable material noncompliance to go undetected. Noncompliance of the grant agreement or the compliance requirements could result in the loss of federal funds to the School Corporation.

We recommended that the School Corporation's management establish controls to ensure compliance and comply with the Suspension and Debarment compliance requirements of the programs.

VIGO COUNTY SCHOOL CORPORATION  
SCHEDULE OF FINDINGS AND QUESTIONED COSTS  
(Continued)

**FINDING 2014-002 - ELIGIBILITY**

Federal Agency: Department of Agriculture

Federal Program: School Breakfast Program, National School Lunch Program, Summer Food Service Program for Children

CFDA Number: 10.553, 10.555, 10.559

Federal Award Number and Year (or Other Identifying Number): SY12-13, SY13-14

Pass-Through Entity: Indiana Department of Education

Management of the School Corporation has not established an effective internal control system related to the grant agreement and the Eligibility compliance requirements. The failure to establish an effective internal control system places the School Corporation at risk of noncompliance with the grant agreement and the compliance requirements.

Internal controls over inputting the proper eligibility status in the point-of-sale system at the School Corporation's cafeterias were not sufficient to prevent, or detect and correct, errors in the eligibility classification of individual students within the School Food Service Point-Of-Sale System. The School Corporation determines student eligibility for the child nutrition programs at the Food Service Office. The students' status is then input manually into the point-of-sale system at each school.

Our test revealed that eight out of the 98 students tested purchased or received meals at an incorrect price for a portion of the school year as follows:

- Four students who qualified for reduced meals were served free meals.
- Two students who qualified for paid meals were charged reduced meal prices.
- One student who qualified for paid meals was served free meals.
- One student who qualified for free meals was charged paid meal prices.

An internal control system should be designed and operate effectively to provide reasonable assurance that material noncompliance with the grant agreement or a compliance requirement of a federal program will be prevented, or detected and corrected, on a timely basis.

7 CFR 245.6(c) states in part:

*"Determination of eligibility—*

- (1) *Duration of eligibility.* Except as otherwise specified in paragraph (c)(3) of this section, eligibility for free or reduced price meals, as determined through an approved application or by direct certification, must remain in effect for the entire school year and for up to 30 operating days into the subsequent school year. The local educational agency must determine household eligibility for free or reduced price meals either through direct certification or the application process at or about the beginning of the school year. The local educational agency must determine eligibility for free or reduced price meals when a household submits an application or, if feasible, through direct certification, at any time during the school year."

VIGO COUNTY SCHOOL CORPORATION  
SCHEDULE OF FINDINGS AND QUESTIONED COSTS  
(Continued)

OMB Circular A-133, Subpart C, section .300 states in part:

"The auditee shall: . . . (b) Maintain internal control over Federal programs that provides reasonable assurance that the auditee is managing Federal awards in compliance with laws, regulations, and the provisions of contracts or grant agreements that could have a material effect on each of its Federal programs."

The failure to establish internal controls could enable material noncompliance to go undetected. Noncompliance of the grant agreement or the compliance requirements could result in the loss of federal funds to the School Corporation.

We recommended that the School Corporation's management establish controls to ensure compliance and comply with the Eligibility compliance requirements of the programs.

**FINDING 2014-003 - CASH MANAGEMENT AND REPORTING**

Federal Agency: Department of Education

Federal Program: Special Education - Grants to States, Special Education - Preschool Grants

CFDA Number: 84.027, 84.173

Federal Award Number and Year (or Other Identifying Number): 14211-008-PN01, 14212-008-PN01,  
14213-008-PN01, 14214-008-PN01,  
99999-008-PN01, 45711-008-PN01,  
45712-008-PN01, 45713-008-PN01,  
45714-008-PN01

Pass-Through Entity: Indiana Department of Education

The School Corporation is a member of the Special Education District (District). The District operates the Special Education program and manages the Special Education grant funds.

Management of the District has not established an effective internal control system which includes segregation of duties, related to the grant agreement and Cash Management and Reporting compliance requirements that have a direct and material effect on the programs.

Requests for reimbursement were prepared and filed by the District Treasurer. The District has not designed or implemented adequate policies and procedures to ensure that required reports are accurately prepared and that the expenditures submitted for reimbursement were paid prior to the request.

Requests for reimbursement are not based on the actual amounts paid. The District Treasurer used the year to date expenses paid per the appropriation report less reimbursements already received to request reimbursement.

The failure to establish an effective internal control system places the District at risk of noncompliance with the grant agreement and the compliance requirements. A lack of segregation of duties within an internal control system could also allow noncompliance with compliance requirements and allow the misuse and mismanagement of federal funds and assets by not having proper oversight, reviews, and approvals over the activities of the programs.

VIGO COUNTY SCHOOL CORPORATION  
SCHEDULE OF FINDINGS AND QUESTIONED COSTS  
(Continued)

An internal control system, including segregation of duties, should be designed and operate effectively to provide reasonable assurance that material noncompliance with the grant agreement or a compliance requirement of a federal program will be prevented, or detected and corrected, on a timely basis. In order to have an effective internal control system, it is important to have proper segregation of duties. This is accomplished by making sure proper oversight, reviews, and approvals take place and to have a separation of functions over certain activities related to the program. The fundamental premise of segregation of duties is that an individual or small group of individuals should not be in a position to initiate, approve, undertake, and review the same activity.

OMB Circular A-133, Subpart C, section .300 states in part:

"The auditee shall: . . . (b) Maintain internal control over Federal programs that provides reasonable assurance that the auditee is managing Federal awards in compliance with laws, regulations, and the provisions of contracts or grant agreements that could have a material effect on each of its Federal programs."

34 CFR 80.21 states in part:

"(b) *Basic standard.* Methods and procedures for payment shall minimize the time elapsing between the transfer of funds and disbursement by the grantee or subgrantee, in accordance with Treasury regulations at 31 CFR part 205. . . .

(d) *Reimbursement.* Reimbursement shall be the preferred method when the requirements in paragraph (c) of this section are not met. . . ."

31 CFR 205.12 (b)(5) states in part:

"Reimbursable funding means that a Federal Program Agency transfers Federal funds to a State after that State has already paid out the funds for Federal assistance program purposes."

34 CFR 80.20(b) states in part:

"The financial management systems of other grantees and subgrantees must meet the following standards:

- (1) *Financial Reporting.* Accurate, current and complete disclosure of the financial results of financially assisted activities must be made in accordance with the financial reporting requirements of the grant or subgrant.
- (2) *Accounting records.* Grantees and subgrantees must maintain records which adequately identify the source and application of funds provided for financially-assisted activities. These records must contain information pertaining to grant or subgrant awards and authorizations, obligations, unobligated balances, assets, liabilities, outlays or expenditures, and income."

The failure to establish internal controls enabled material noncompliance to go undetected. Non-compliance of the grant agreement or the compliance requirements could result in the loss of federal funds to the School Corporation.

We recommended that the School Corporation's management develop and implement procedures to establish controls to monitor the District to ensure compliance with the compliance requirements listed above.

(This page intentionally left blank.)



#### AUDITEE PREPARED DOCUMENTS

The subsequent documents were provided by management of the School Corporation. The documents are presented as intended by the School Corporation.



# Vigo County School Corporation

686 Wabash Avenue • P.O. Box 3703 • Terre Haute, IN 47803-0703  
(812) 462-4011

March 4, 2015

## SUMMARY SCHEDULE OF PRIOR AUDIT FINDINGS

### **Finding 2012-1 – Eligibility Verification**

Original Assigned SBA Audit Report Number: B41917

Report Period: July 1, 2010 through June 30, 2012

Pass Through Entity: Indiana Department of Education

Contact Person Responsible for Corrective Action: Thomas Lentes

Contact Phone Number: 812-462-4245

### **Status of Audit Finding:**

Food Service personnel received additional training on the application approval process to insure compliance with all regulations relating to eligibility verification. Applications from households that are directly certified are destroyed and every effort is made to verify that the proper number of applications are pulled for verification.

Thomas Lentes, Food Services Coordinator

Daniel T. Tanoos, Superintendent



# Vigo County School Corporation

686 Wabash Avenue • P.O. Box 3703 • Terre Haute, IN 47803-0703  
(812) 462-4011

## CORRECTIVE ACTION PLAN

### Section III – Federal Award Findings and Questioned Costs

#### FINDING 2014- 001


Federal Agency: U.S. Department of Agriculture  
Federal Program: School Breakfast Program, National School Lunch Program,  
Summer Food Service Program for Children  
CFDA Number: 10.553, 10.555, and 10.559  
Federal Award Year: FY 2012-2013 and FY 2013-2014  
Auditee Contact Person: Thomas Lentes  
Title of Contact Person: Food Services Coordinator  
Phone Number: 812-462-4245

#### **Briefly describe action to be taken to correct finding.**

The Purchasing Office has modified the school corporation bid specifications to include a section that requires bidders to provide written verification that they have not been suspended or debarred. Additionally, the Food Service Office will search the System of Award Manager Center website to verify that all school food contractors are not on the suspended or debarred parties list.

Estimated Date of Completion: July 1, 2015

Signed:   
Thomas Lentes, Food Services Coordinator

Signed:   
Daniel T. Tanoos, Superintendent



# Vigo County School Corporation

686 Wabash Avenue • P.O. Box 3703 • Terre Haute, IN 47803-0703  
(812) 462-4011

## CORRECTIVE ACTION PLAN

### Section III – Federal Award Findings and Questioned Costs

#### FINDING 2014-002


Federal Agency: U.S. Department of Agriculture  
Federal Program: School Breakfast Program, National School Lunch Program,  
Summer Food Service Program for Children  
CFDA Number: 10.553, 10.555, and 10.559  
Federal Award Year: FY 2012-2013 and FY 2013-2014  
Auditee Contact Person: Thomas Lentes  
Title of Contact Person: Food Services Coordinator  
Phone Number: 812-462-4245

#### **Briefly describe action to be taken to correct finding.**

The School Corporation's Food Service point-of-sale system does not allow for centralized maintenance of individual student eligibility status manipulation but requires that information be changed at each site by cafeteria managers or their designees. Therefore, the Food Services Office will continue to notify schools on a timely basis of eligibility status changes and require timely written verification that the status modifications were reviewed and changed in the point-of-sale systems at each school. The Food Service Office will maintain these written confirmations for audit review and will periodically verify status indicators by sampling school sales journals to insure that the proper student status is recorded in the system. As the corporation moves forward, we will also investigate new point-of-sale systems that allow Administrative maintenance of key Food Service program data.

Estimated Date of Completion: July 1, 2015

Signed:   
Thomas Lentes, Food Services Coordinator

Signed:   
Daniel T. Tanoos, Superintendent



# Vigo County School Corporation

686 Wabash Avenue • P.O. Box 3703 • Terre Haute, IN 47803-0703  
(812) 462-4011

## CORRECTIVE ACTION PLAN

### Section III – Federal Award Findings and Questioned Costs

#### FINDING 2014-003

Federal Agency: U.S. Department of Education  
Federal Program: Special Education Cluster  
CFDA: 84.027, 84.173  
Federal Award Number: 14211-008-PN01, 14212-008-PN01, 14213-008-PN01, 14214-008-PN01, 99999-008-PN01, 45711-008-PN01, 45712-008-PN01, 45713-008-PN01, 45714-008-PN01  
Auditee Contact Person: Donna Wilson  
Title of Contact Person: Chief Financial Officer  
Phone Number: 812-462-4314

Briefly describe action to be taken to correct finding.


The Cooperative Treasurer will no longer submit requests for reimbursement based on the appropriation report but will calculate actual expenses incurred for the period of reimbursement.

The School Corporation Chief Financial Officer (Treasurer) or Deputy Treasurer will review all reimbursement requests prior to the submission of the requests to the pass-through entity. The Cooperative Treasurer will provide the School Corporation with adequate proof of expenditures from Cooperative records to ensure the proper reimbursement is being requested.

Estimated Date of Completion: February 4, 2016

Signed:   
Donna Wilson, Chief Financial Officer

Signed:   
Jeffrey Blake, Covered Bridge Special Education  
Cooperative Director

Signed:   
Daniel T. Tanoos, Superintendent

#### OTHER REPORT

In addition to this report, a Supplemental Compliance Report has been issued for the School Corporation. That report can be found on the Indiana State Board of Accounts' website: <http://www.in.gov/sboa/>.