

UMBAUGH

H. J. Umbaugh & Associates
Certified Public Accountants, LLP
8365 Keystone Crossing
Suite 300
Indianapolis, IN 46240-2687
Phone: 317-465-1500
Fax: 317-465-1550
www.umbaugh.com

Received: November 17, 2016
IURC 30-Day Filing No.: 50011
Indiana Utility Regulatory Commission

November 17, 2016

Secretary of the Commission
Indiana Utility Regulatory Commission
101 W. Washington Street, Suite 1500 East
Indianapolis, IN 46204

Re: Gibson Water, Inc.
Wholesale Water Cost Tracking Application


Following is a copy of a Verified Statement In Support of Change in Schedule of Rates, together with supporting schedules for filing on behalf of Gibson Water, Inc. In addition, a copy of a proposed Appendix A to the Company's rate tariff and a copy of the water bills from the Evansville Municipal Water Utility are included. A copy of the legal notice which is to be published in the Princeton Daily Clarion as well as posted at the Company's office has also been included. The proof of publication from the newspaper will be submitted when it is received.

The Company is requesting approval via the thirty day filing procedures to increase its existing wholesale cost tracking factor by \$0.37 per 1,000 gallons to a total of \$1.48 per 1,000 gallons for all customers through the thirty-day filing procedure. These changes are requested to pass through increases in the cost of water being purchased from the Evansville Municipal Water Utility which were approved by the Commission since the filing of the Company last tracking factor request. This filing is allowable under the rule as the Commission has already approved and accepted procedures for such filings pursuant to 170 IAC 6-5-1. This change will impact customers differently based on their level of usage.

Please forward a stamped approved tariff to our office at your earliest convenience. If you or members of your staff have any questions or comments, please do not hesitate to contact me at the number listed above or via email at miller@umbaugh.com.

Very truly yours

UMBAUGH



Scott A. Miller

Enclosure

cc: Office of the Utility Consumer Counselor
Mr. Steve Jenkins
Ms. Stephanie Stunkel


VERIFIED STATEMENT IN SUPPORT OF CHANGE IN SCHEDULE OF RATES

1. Gibson Water, Inc., Gibson County, Indiana, under and pursuant to the Public Service Commission Act, as amended, hereby files with the Indiana Utility Regulatory Commission, an increase in its schedule of rates for water sold in the amount of \$0.37 per 1,000 gallons for wholesale water provided by the Evansville Municipal Water Utility.

3. Notice has been provided to affected customers via posting of the attached legal notice at the Corporation's general office as well as publication in the Princeton Daily Clarion. At this time the Corporation does not maintain a website.

Gibson Water, Inc.

By: Stephen Jenkins



Utility Manager

STATE OF INDIANA)
)
) SS:
)
COUNTY OF GIBSON)

Personally appeared before me, a Notary Public in and for said County and State, this 16th day of Nov., 2016, Stephen Jenkins, who, after having been duly sworn according to law, stated that he is the Utility Manager of Gibson Water, Inc.; that he has read the matters and facts stated above, and in all exhibits attached hereto, and that the same are true; that he is duly authorized to execute this instrument for and on behalf of the applicant herein.

Stephen J. Dunkel
Notary Public

My Commission expires: 9-1-23

EXHIBIT 2

GIBSON WATER, INC.

SCHEDULE OF GALLONS PURCHASED AND SOLD

(Based on bill information for the twelve months ended September, 2016)

<u>Month Purchased</u>	<u>Month Billed</u>	<u>Gallons</u>	
		<u>Purchased (1)</u> (In 1,000's)	<u>Sold (2)</u> (In 1,000's)
October, 2015	November, 2015	30,370.00	36,361.40
November, 2015	December, 2015	41,485.00	34,985.60
December, 2015	January	33,855.00	32,926.10
January	February	27,730.00	34,068.20
February	March	31,718.00	35,611.70
March	April	29,174.00	36,426.00
April	May	38,149.00	35,761.00
May	June	28,333.00	36,540.10
June	July	44,923.00	48,266.60
July	August	48,907.00	40,566.90
August	September	38,278.00	49,317.00
September	October	53,417.00	44,940.90
Totals		<u>446,339.00</u>	<u>465,771.50</u>

(1) Per bills from Evansville Municipal Water Utility (copies attached).

(2) Per monthly billing summaries (copies attached)

EXHIBIT 3

GIBSON WATER, INC.

COMPUTATION OF CHANGE IN COST OF WHOLESALE WATER PURCHASED

Company Name:	Gibson Water, Inc.	Address: 517 E. 1250 S.
Phone Number:	(812) 768-6899	Haubstadt, Indiana 47639
Wholesale Water Supplier	Evansville Municipal Water Utility	
Effective Date of Rate Change:	October 5, 2016	

Based Upon Water Purchased for the period November, 2015 through October, 2016.

Current cost under Evansville Municipal Water Utility:

<u>Wholesaler(s)</u>	<u>Supplier's Rate</u>			<u>Annual Purchased Water Expense</u>	
	<u>Immediately Prior to Change</u> (Per 1,000 gallons)	<u>Changed Rate</u> (Per 1,000 gallons)	<u>Purchased Water (1)</u> (1,000's gallons)	<u>Immediately Prior to Change</u>	<u>At Changed Rate</u>
First 20,000	\$3.04	\$3.83	240	\$729.60	\$919.20
Next 280,000	2.38	3.00	3,360	7,996.80	10,080.00
Next 700,000	2.15	2.71	8,400	18,060.00	22,764.00
Next 2,000,000	1.89	2.38	24,000	45,360.00	57,120.00
Over 3,000,000	1.43	1.80	410,339	586,784.77	738,610.20
Monthly service charge	46.75	58.94		561.00	707.28
Monthly fire protection charge	109.10	148.91		1,309.20	1,786.92
Totals			446,339	\$660,801.37	\$831,987.60

(1) See Exhibit 2.

EXHIBIT 4

GIBSON WATER, INC.

COMPUTATION OF WATER TRACKING FACTOR
(Per 1,000 gallons)

1	Cost of purchased water at new rates (Exhibit 3)	\$831,988
2	Less cost of purchased water old rates (Exhibit 3)	<u>(660,801)</u>
3	Increased purchased water cost (Line 1 - Line 2)	171,186
4	Increase in Indiana Utility Receipts tax and other similar revenue based tax charges (1.4% * Line 3) (Not Applicable)	<u>-</u>
5	Increased revenue requirements (Line 3 + Line 4)	171,186
6	Divide by annualized metered water sales (In 1,000 gallons) (Exhibit 2)	<u>465,771.50</u>
7	Tracking factor per 1,000 gallons (Line 5/ Line 6)	<u><u>\$0.37</u></u>

EXHIBIT 5

LEGAL NOTICE OF FILING FOR A CHANGE IN WATER RATES
BY THE GIBSON WATER, INC.
Gibson County, Indiana

Notice is hereby given that Gibson Water, Inc., Gibson County, Indiana, under and pursuant to the Public Service Commission Act, as amended, will file with the Indiana Utility Regulatory Commission on or about November 10, 2016 an increase in the schedule of rates and charges for all water sold by its water utility in the amount of \$0.37 per 1,000 gallons. This increase is applicable to all customers.

The changes in schedules of rates submitted to the Commission are based solely upon the change in the cost of purchased water by Gibson Water, Inc. from the Evansville Municipal Water Utility and shall apply for the next practical consumption period following final approval by the Commission or January 1, 2017, whichever is later.

Objections to this filing can be forwarded to Secretary, Utility Regulatory Commission, 101 W. Washington Street, Suite 1500 East, Indianapolis, IN 46204 and Office of Utility Consumer Counselor, 115 W. Washington Street, Suite 1500 South, Indianapolis, IN 46204.

GIBSON WATER, INC.

Gibson County, Indiana

By: _____
Utility Manager

GIBSON WATER, INC
517 E. 1250 S.
HAUBSTADT, INDIANA 47639

APPENDIX A

Water Tracking Adjustment - The water tracking factor set forth in this schedule is applicable where clearly denoted on other rate schedules and shall be occasioned solely by changes in the wholesale cost of water, in accordance with 170 IAC 6-5-1.

Water Tracking Rate \$1.48 per 1,000 gallons *

* Inclusive of the following separate tracking factors:

\$0.17	per 1,000 gallons approved per conference minutes, April 27, 1994
0.16	per 1,000 gallons approved per conference minutes, March 7, 2001
0.10	per 1,000 gallons approved per conference minutes, July 21, 2004
0.07	per 1,000 gallons approved per conference minutes, April 9, 2008
0.14	per 1,000 gallons approved per conference minutes, January 7, 2009
0.09	per 1,000 gallons approved per conference minutes, April 7, 2010
0.17	per 1,000 gallons approved per conference minutes, July 3, 2013
0.11	per 1,000 gallons approved per conference minutes, May 28, 2014
0.10	per 1,000 gallons approved per conference minutes, June 24, 2015
<u>0.37</u>	per 1,000 gallons approved per conference minutes, _____
Total	<u><u>\$1.48</u></u>



1 N.W. ML King Jr Blvd, Room 104
Evansville IN 47740

Office Hours: 7:30 a.m. to 4:30 p.m. CT
Phone Number: (812) 436-7846
Website: www.ewsu.com

Account Number: 61943320-195418

Bill Number: 3061131

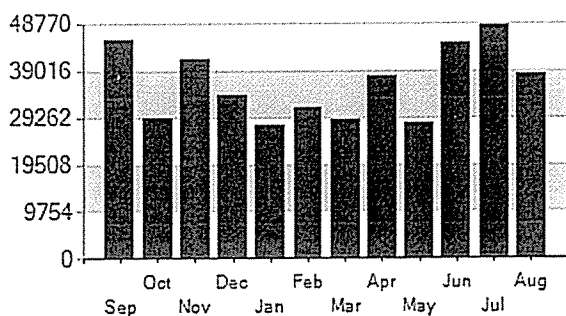
Due Date: 10/12/2016

Amount Due: \$78,264.36

If Paid After Due Date: \$80,612.50

Billing Period			
Billing Date		September 21, 2016	
Due Date		October 12, 2016	
Meter Readings			
From-To Dates	Current Read	Previous Read	Usage
08/11 - 09/16	67729	67547	182 (EST)
08/06 - 09/13	268735	215500	53235
Total Usage this Period (in 1,000 Gallons)			53,417

Billing Summary	
For Service to: HWY HWY 41 N-GIBSON CO	
For Account: 61943320-195418	
Previous Balance	56615.59
Payments	-56,615.59
Balance Forward	0.00
Current Water	78264.36
Total Current Charges	78264.36
TOTAL AMOUNT DUE	\$78,264.36



Pay Online: Pay and view your bill online at www.ewsu.com.

Pay By Phone: Pay with a live representative at 855-270-3592 within normal office hours. You can also pay via an automated phone service 24 hours a day at 855-384-3889.

Mail Payment: Send your payment to the EWSU office using the provided envelope. (Please include the stub portion of your bill and no cash please.)

HEAVY TRASH INFORMATION ON REVERSE SIDE

SEE REVERSE

DETACH AND RETURN THIS PORTION WITH YOUR PAYMENT

Service Address: HWY HWY 41 N-GIBSON CO



1 N.W. ML King Jr Blvd
Room 104
Evansville IN 47740

Account Number: 61943320-195418

Bill Number: 3061131

Due Date: 10/12/2016

Amount Due: \$78,264.36

If Paid After Due Date: \$80,612.50

Payment Amount: _____

☐ CHECKBOX IF YOUR INFORMATION IS INCORRECT. INDICATE CHANGES ON REVERSE.

GIBSON WATER INC
517 E 1250 S
HAUBSTADT, IN 47639-9803

Evansville Water and Sewer Utility
P.O. Box 19
Evansville, IN 47740-0001

00186042016403061131300078264363



1 N.W. ML King Jr Blvd. Room 104
Evansville IN 47740

Office Hours: 7:30 a.m. to 4:30 p.m. CT
Phone Number: (812) 436-7846
Website: www.ewsu.com

Account Number: 61943320-195418

Bill Number: 2996616

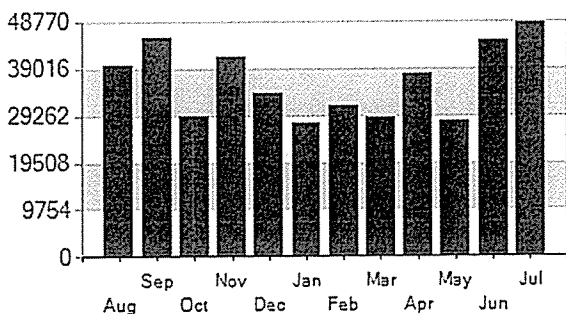
Due Date: 09/13/2016

Amount Due: \$56,615.59

If Paid After Due Date: \$58,314.26

Billing Period			
Billing Date		August 18, 2016	
Due Date		September 13, 2016	
Meter Readings			
From-To Dates	Current Read	Previous Read	Usage
07/08 - 08/06	215500	177375	38125
07/19 - 08/11	67547	67394	153 (EST)
Total Usage this Period (in 1,000 Gallons)			38,278

Billing Summary	
For Service to: HWY HWY 41 N-GIBSON CO	
For Account: 61943320-195418	
Previous Balance	71815.06
Payments	-71,815.06
Balance Forward	0.00
Current Water	56615.59
Total Current Charges	56615.59
TOTAL AMOUNT DUE	\$56,615.59



Pay Online: Pay and view your bill online at www.ewsu.com.

Pay By Phone: Pay with a live representative at 855-270-3592 within normal office hours. You can also pay via an automated phone service 24 hours a day at 855-384-3889.

Mail Payment: Send your payment to the EWSU office using the provided envelope. (Please include the stub portion of your bill and no cash please.)

HEAVY TRASH INFORMATION ON REVERSE SIDE

SEE REVERSE

DETACH AND RETURN THIS PORTION WITH YOUR PAYMENT

Service Address: HWY HWY 41 N-GIBSON CO



1 N.W. ML King Jr Blvd
Room 104
Evansville IN 47740

Account Number: 61943320-195418

Bill Number: 2996616

Due Date: 09/13/2016

Amount Due: \$56,615.59

If Paid After Due Date: \$58,314.26

Payment Amount: _____

☐ CHECKBOX IF YOUR INFORMATION IS INCORRECT. INDICATE CHANGES ON REVERSE.

GIBSON WATER INC
517 E 1250 S
HAUBSTADT, IN 47639-9803

Evansville Water and Sewer Utility
P.O. Box 19
Evansville, IN 47740-0001

00186042016402996616500056615594



1 N.W. ML King Jr Blvd. Room 104
Evansville IN 47740

Office Hours: 7:30 a.m. to 4:30 p.m. CT
Phone Number: (812) 436-7846
Website: www.ewsu.com

Account Number: 61943320-195418

Bill Number: 2932355

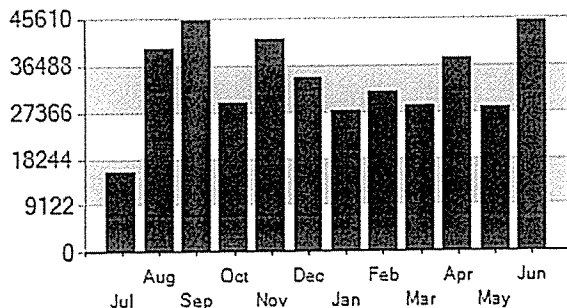
Due Date: 08/10/2016

Amount Due: \$71,815.06

If Paid After Due Date: \$73,969.72

Billing Period			
Billing Date		July 21, 2016	
Due Date		August 10, 2016	
Meter Readings			
From-To Dates	Current Read	Previous Read	Usage
06/04 - 07/08	177375	128605	48770
06/15 - 07/19	67394	67257	137 (EST)
Total Usage this Period (in 1,000 Gallons)			48,907

Billing Summary	
For Service to: HWY HWY 41 N-GIBSON CO	
For Account: 61943320-195418	
Previous Balance	66117.94
Payments	-66,117.94
Balance Forward	0.00
Current Water	71815.06
Total Current Charges	
71815.06	
TOTAL AMOUNT DUE	
\$71,815.06	



Pay Online: Pay and view your bill online at www.ewsu.com.

Pay By Phone: Pay with a live representative at 855-270-3592 within normal office hours. You can also pay via an automated phone service 24 hours a day at 855-384-3889.

Mail Payment: Send your payment to the EWSU office using the provided envelope. (Please include the stub portion of your bill and no cash please.)

SEE REVERSE

DETACH AND RETURN THIS PORTION WITH YOUR PAYMENT

Service Address: HWY HWY 41 N-GIBSON CO



1 N.W. ML King Jr Blvd
Room 104
Evansville IN 47740

Account Number: 61943320-195418

Bill Number: 2932355

Due Date: 08/10/2016

Amount Due: \$71,815.06

If Paid After Due Date: \$73,969.72

Payment Amount: _____

☐ CHECKBOX IF YOUR INFORMATION IS INCORRECT. INDICATE CHANGES ON REVERSE.

GIBSON WATER INC
517 E 1250 S
HAUBSTADT, IN 47639-9803

Evansville Water and Sewer Utility
P.O. Box 19
Evansville, IN 47740-0001

00186042016402932355700071815062



1 N.W. ML King Jr Blvd. Room 104
Evansville IN 47740

Office Hours: 7:30 a.m. to 4:30 p.m. CT
Phone Number: (812) 436-7846
Website: www.ewsu.com

Account Number: 61943320-195418

Bill Number: 2868399

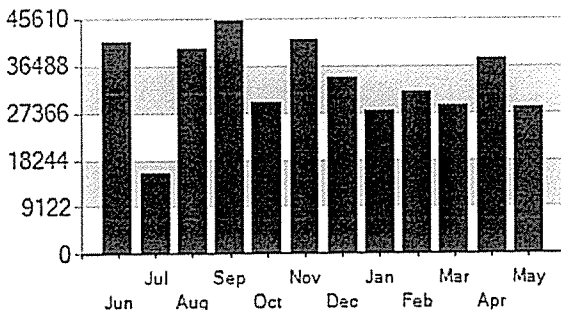
Due Date: 07/13/2016

Amount Due: \$66,117.94

If Paid After Due Date: \$68,101.69

Billing Period			
Billing Date		June 20, 2016	
Due Date		July 13, 2016	
Meter Readings			
From-To Dates	Current Read	Previous Read	Usage
05/12 - 06/15	67257	67136	121 (EST)
05/12 - 06/04	128605	83803	44802
Total Usage this Period (in 1,000 Gallons)			44,923

Billing Summary	
For Service to: HWY HWY 41 N-GIBSON CO	
For Account: 61943320-195418	
Previous Balance	42394.24
Payments	-42,394.24
Balance Forward	0.00
Current Water	66117.94
Total Current Charges	66117.94
TOTAL AMOUNT DUE	\$66,117.94



Pay Online: Pay and view your bill online at www.ewsu.com.

Pay By Phone: Pay with a live representative at 855-270-3592 within normal office hours. You can also pay via an automated phone service 24 hours a day at 855-384-3889.

Mail Payment: Send your payment to the EWSU office using the provided envelope. (Please include the stub portion of your bill and no cash please.)

SEE REVERSE

DETACH AND RETURN THIS PORTION WITH YOUR PAYMENT

Service Address: HWY HWY 41 N-GIBSON CO



1 N.W. ML King Jr Blvd
Room 104
Evansville IN 47740

Account Number: 61943320-195418

Bill Number: 2868399

Due Date: 07/13/2016

Amount Due: \$66,117.94

If Paid After Due Date: \$68,101.69

Payment Amount: _____

☐ CHECKBOX IF YOUR INFORMATION IS INCORRECT. INDICATE CHANGES ON REVERSE.

GIBSON WATER INC
517 E 1250 S
HAUBSTADT, IN 47639-9803

Evansville Water and Sewer Utility
P.O. Box 19
Evansville, IN 47740-0001

00186042016402868399300066117946



1 N.W. ML King Jr Blvd. Room 104
Evansville IN 47740

Office Hours: 7:30 a.m. to 4:30 p.m. CT
Phone Number: (812) 436-7846
Website: www.ewsu.com

Account Number: 61943320-195418

Bill Number: 2804699

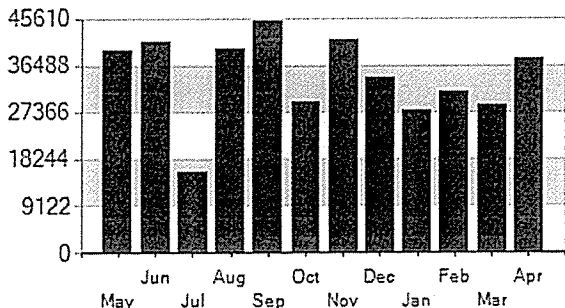
Due Date: 06/10/2016

Amount Due: \$42,394.24

If Paid After Due Date: \$43,666.27

Billing Period			
Billing Date		May 20, 2016	
Due Date		June 10, 2016	
Meter Readings			
From-To Dates	Current Read	Previous Read	Usage
04/04 - 05/12	67136	66966	170 (EST)
04/04 - 05/12	83803	55640	28163 (EST)
Total Usage this Period (in 1,000 Gallons)			28,333

Billing Summary	
For Service to: HWY HWY 41 N-GIBSON CO	
For Account: 61943320-195418	
Previous Balance	56431.12
Payments	-56,431.12
Balance Forward	0.00
Current Water	42394.24
Total Current Charges	42394.24
TOTAL AMOUNT DUE	\$42,394.24



Pay Online: Pay and view your bill online at www.ewsu.com.

Pay By Phone: Pay with a live representative at 855-270-3592 within normal office hours. You can also pay via an automated phone service 24 hours a day at 855-384-3889.

Mail Payment: Send your payment to the EWSU office using the provided envelope. (Please include the stub portion of your bill and no cash please.)

SEE REVERSE SIDE FOR CHLORINE CHARGES

SEE REVERSE

DETACH AND RETURN THIS PORTION WITH YOUR PAYMENT

Service Address: HWY HWY 41 N-GIBSON CO



1 N.W. ML King Jr Blvd
Room 104
Evansville IN 47740

Account Number: 61943320-195418

Bill Number: 2804699

Due Date: 06/10/2016

Amount Due: \$42,394.24

If Paid After Due Date: \$43,666.27

Payment Amount: _____

☐ CHECKBOX IF YOUR INFORMATION IS INCORRECT. INDICATE CHANGES ON REVERSE.

GIBSON WATER INC
517 E 1250 S
HAUBSTADT, IN 47639-9803

Evansville Water and Sewer Utility
P.O. Box 19
Evansville, IN 47740-0001

00186042016402804699300042394247

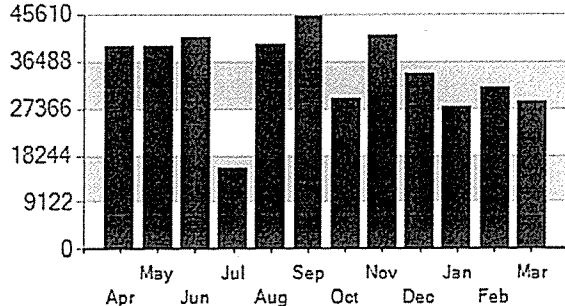


1 N.W. ML King Jr Blvd. Room 104
Evansville IN 47740
Office Hours: 7:30 a.m. to 4:30 p.m. CT
Phone Number: (812) 436-7846
Website: www.ewsu.com

Account Number: 61943320-195418
Bill Number: 2741293
Due Date: 05/12/2016
Amount Due: \$56,431.12
If Paid After Due Date: \$58,124.26

Billing Period			
Billing Date		April 20, 2016	
Due Date		May 12, 2016	
Meter Readings			
From-To Dates	Current Read	Previous Read	Usage
03/10 - 04/04	66966	66681	285 (EST)
03/10 - 04/04	55640	17776	37864
Total Usage this Period (in 1,000 Gallons)			38,149

Billing Summary	
For Service to: HWY HWY 41 N-GIBSON CO	
For Account: 61943320-195418	
Previous Balance	43596.87
Payments	-43,596.87
Balance Forward	0.00
Current Water	56431.12
Total Current Charges	
56431.12	
TOTAL AMOUNT DUE	
\$56,431.12	



Pay Online: Pay and view your bill online at www.ewsu.com.

Pay By Phone: Pay with a live representative at 855-270-3592 within normal office hours. You can also pay via an automated phone service 24 hours a day at 855-384-3889.

Mail Payment: Send your payment to the EWSU office using the provided envelope. (Please include the stub portion of your bill and no cash please.)

SPRING YARD WASTE AND SPRING HEAVY TRASH INFORMATION ON REVERSE SIDE

SEE REVERSE

DETACH AND RETURN THIS PORTION WITH YOUR PAYMENT

Service Address: HWY HWY 41 N-GIBSON CO



1 N.W. ML King Jr Blvd
Room 104
Evansville IN 47740

Account Number: 61943320-195418
Bill Number: 2741293
Due Date: 05/12/2016
Amount Due: \$56,431.12
If Paid After Due Date: \$58,124.26

Payment Amount: _____

☐ CHECKBOX IF YOUR INFORMATION IS INCORRECT. INDICATE CHANGES ON REVERSE.

GIBSON WATER INC
517 E 1250 S
HAUBSTADT, IN 47639-9803

Evansville Water and Sewer Utility
P.O. Box 19
Evansville, IN 47740-0001

00186042016402741293100056431125



1 N.W. ML King Jr Blvd. Room 104
Evansville IN 47740

Office Hours: 7:30 a.m. to 4:30 p.m. CT
Phone Number: (812) 436-7846
Website: www.ewsu.com

Account Number: 61943320-195418

Bill Number: 2678038

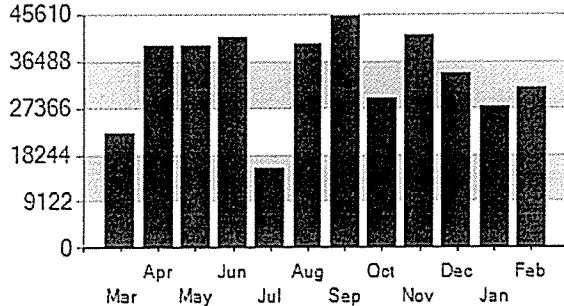
Due Date: 04/12/2016

Amount Due: \$43,596.87

If Paid After Due Date: \$44,904.98

Billing Period			
Billing Date		March 21, 2016	
Due Date		April 12, 2016	
Meter Readings			
From-To Dates	Current Read	Previous Read	Usage
02/07 - 03/10	17776	989020	28756 (EST)
02/16 - 03/10	66681	66263	418 (EST)
Total Usage this Period (in 1,000 Gallons)			29,174

Billing Summary	
For Service to: HWY HWY 41 N-GIBSON CO	
For Account: 61943320-195418	
Previous Balance	47234.79
Payments	-47,234.79
Balance Forward	0.00
Current Water	43596.87
Total Current Charges	43596.87
TOTAL AMOUNT DUE	\$43,596.87



Pay Online: Pay and view your bill online at www.ewsu.com.

Pay By Phone: Pay with a live representative at 855-270-3592 within normal office hours. You can also pay via an automated phone service 24 hours a day at 855-384-3889.

Mail Payment: Send your payment to the EWSU office using the provided envelope. (Please include the stub portion of your bill and no cash please.)

SPRING YARD WASTE AND SPRING HEAVY TRASH INFORMATION ON REVERSE SIDE

SEE REVERSE

DETACH AND RETURN THIS PORTION WITH YOUR PAYMENT

Service Address: HWY HWY 41 N-GIBSON CO



1 N.W. ML King Jr Blvd
Room 104
Evansville IN 47740

Account Number: 61943320-195418

Bill Number: 2678038

Due Date: 04/12/2016

Amount Due: \$43,596.87

If Paid After Due Date: \$44,904.98

Payment Amount: _____

☐ CHECKBOX IF YOUR INFORMATION IS INCORRECT, INDICATE CHANGES ON REVERSE.

GIBSON WATER INC
517 E 1250 S
HAUBSTADT, IN 47639-9803

Evansville Water and Sewer Utility
P.O. Box 19
Evansville, IN 47740-0001

00186042016402678038700043596873



1 N.W. ML King Jr Blvd. Room 104
Evansville IN 47740

Office Hours: 7:30 a.m. to 4:30 p.m. CT
Phone Number: (812) 436-7846
Website: www.ewsu.com

Account Number: 61943320-195418

Bill Number: 2607914

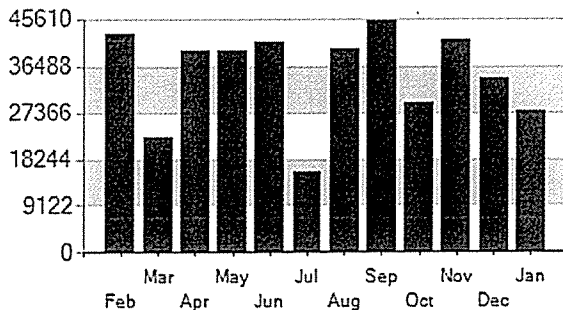
Due Date: 03/11/2016

Amount Due: \$47,234.79

If Paid After Due Date: \$48,652.04

Billing Period			
Billing Date		February 19, 2016	
Due Date		March 11, 2016	
Meter Readings			
From-To Dates	Current Read	Previous Read	Usage
01/12 - 02/07	989020	957775	31245
01/12 - 02/16	66263	65790	473 (EST)
Total Usage this Period (in 1,000 Gallons)			31,718

Billing Summary	
For Service to: HWY HWY 41 N-GIBSON CO	
For Account: 61943320-195418	
Previous Balance	43040.88
Payments	-43,040.88
Balance Forward	0.00
Current Water	47234.79
Total Current Charges	47234.79
TOTAL AMOUNT DUE	\$47,234.79



Pay Online: Pay and view your bill online at www.ewsu.com.

Pay By Phone: Pay with a live representative at 855-270-3592 within normal office hours. You can also pay via an automated phone service 24 hours a day at 855-384-3889.

Mail Payment: Send your payment to the EWSU office using the provided envelope. (Please include the stub portion of your bill and no cash please.)

SEE REVERSE SIDE FOR 2016 SEWER RATE INCREASE

SEE REVERSE

DETACH AND RETURN THIS PORTION WITH YOUR PAYMENT

Service Address: HWY HWY 41 N-GIBSON CO



1 N.W. ML King Jr Blvd
Room 104
Evansville IN 47740

Account Number: 61943320-195418

Bill Number: 2607914

Due Date: 03/11/2016

Amount Due: \$47,234.79

If Paid After Due Date: \$48,652.04

Payment Amount: _____

☐ CHECKBOX IF YOUR INFORMATION IS INCORRECT. INDICATE CHANGES ON REVERSE.

GIBSON WATER INC
517 E 1250 S
HAUBSTADT, IN 47639-9803

Evansville Water and Sewer Utility
P.O. Box 19
Evansville, IN 47740-0001

00186042016402607914500047234794



1 N.W. ML King Jr Blvd. Room 104
Evansville IN 47740

Office Hours: 7:30 a.m. to 4:30 p.m. CT
Phone Number: (812) 436-7846
Website: www.ewsu.com

Account Number: 61943320-195418

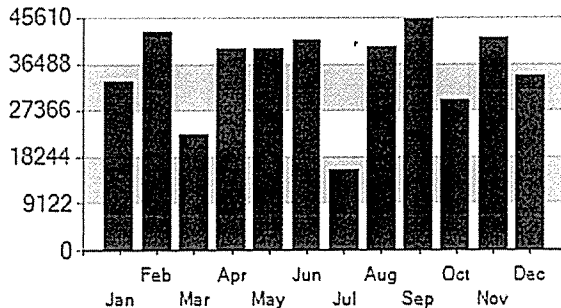
Bill Number: 2544737

Due Date: 02/10/2016

Amount Due: \$43,040.88

If Paid After Due Date: \$44,287.05

Billing Period				Billing Summary	
Billing Date		January 21, 2016		For Service to: HWY HWY 41 N-GIBSON CO	
Due Date		February 10, 2016		For Account: 61943320-195418	
Meter Readings				Previous Balance 50290.70	
From-To Dates	Current Read	Previous Read	Usage	Payments -50,290.70	
12/08 - 01/12	957775	930045	27730	Other Fees 1,508.93	
12/10 - 01/12	65790	65790	0	Balance Forward 1508.93	
				Current Water 41531.95	



Pay Online: Pay and view your bill online at www.ewsu.com.

Pay By Phone: Pay with a live representative at 855-270-3592 within normal office hours. You can also pay via an automated phone service 24 hours a day at 855-384-3889.

Mail Payment: Send your payment to the EWSU office using the provided envelope. (Please include the stub portion of your bill and no cash please.)

SEE REVERSE SIDE FOR 2016 SEWER RATE INCREASE

SEE REVERSE

DETACH AND RETURN THIS PORTION WITH YOUR PAYMENT

Service Address: HWY HWY 41 N-GIBSON CO



1 N.W. ML King Jr Blvd
Room 104
Evansville IN 47740

Account Number: 61943320-195418

Bill Number: 2544737

Due Date: 02/10/2016

Amount Due: \$43,040.88

If Paid After Due Date: \$44,287.05

Payment Amount: _____

☐ CHECKBOX IF YOUR INFORMATION IS INCORRECT. INDICATE CHANGES ON REVERSE.

GIBSON WATER INC
517 E 1250 S
HAUBSTADT, IN 47639-9803

Evansville Water and Sewer Utility
P.O. Box 19
Evansville, IN 47740-0001

00186042016402544737600043040880

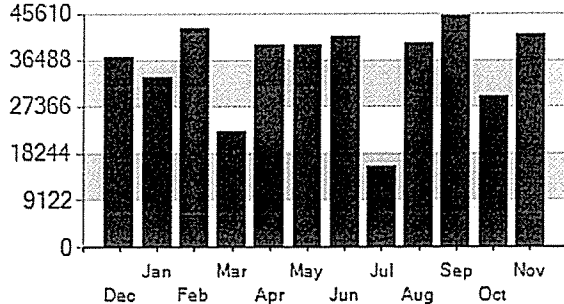


1 N.W. ML King Jr Blvd. Room 104
Evansville IN 47740
Office Hours: 7:30 a.m. to 4:30 p.m. CT
Phone Number: (812) 436-7846
Website: www.ewsu.com

Account Number: 61943320-195418
Bill Number: 2481399
Due Date: 01/12/2016
Amount Due: \$50,290.70
If Paid After Due Date: \$51,799.63

Billing Period			
Billing Date		December 18, 2015	
Due Date		January 12, 2016	
Meter Readings			
From-To Dates	Current Read	Previous Read	Usage
11/19 - 12/08	930045	896190	33855
11/10 - 12/10	65790	65790	0
Total Usage this Period (in 1,000 Gallons)			33,855

Billing Summary	
For Service to: HWY HWY 41 N-GIBSON CO	
For Account: 61943320-195418	
Previous Balance	61201.60
Payments	-61,201.60
Balance Forward	0.00
Current Water	50290.70
Total Current Charges	50290.70
TOTAL AMOUNT DUE	\$50,290.70



Pay Online: Pay and view your bill online at www.ewsu.com.
Pay By Phone: Pay with a live representative at 855-270-3592 within normal office hours. You can also pay via an automated phone service 24 hours a day at 855-384-3889.
Mail Payment: Send your payment to the EWSU office using the provided envelope. (Please include the stub portion of your bill and no cash please.)
SEE REVERSE SIDE FOR 2016 SEWER RATE INCREASE AND XMAS TREE PICK-UP

SEE REVERSE

DETACH AND RETURN THIS PORTION WITH YOUR PAYMENT

Service Address: HWY HWY 41 N-GIBSON CO



1 N.W. ML King Jr Blvd
Room 104
Evansville IN 47740

Account Number: 61943320-195418
Bill Number: 2481399
Due Date: 01/12/2016
Amount Due: \$50,290.70
If Paid After Due Date: \$51,799.63

Payment Amount: _____

☐ CHECKBOX IF YOUR INFORMATION IS INCORRECT. INDICATE CHANGES ON REVERSE.

GIBSON WATER INC
517 E 1250 S
HAUBSTADT, IN 47639-9803

Evansville Water and Sewer Utility
P.O. Box 19
Evansville, IN 47740-0001

00186042015602481399000050290709



1 N.W. ML King Jr Blvd. Room 104
Evansville IN 47740

Office Hours: 7:30 a.m. to 4:30 p.m. CT
Phone Number: (812) 436-7846
Website: www.ewsu.com

Account Number: 61943320-195418

Bill Number: 2417880

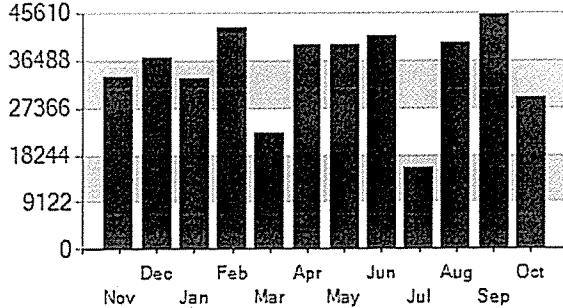
Due Date: 12/14/2015

Amount Due: \$61,201.60

If Paid After Due Date: \$63,037.86

Billing Period			
Billing Date		November 20, 2015	
Due Date		December 14, 2015	
Meter Readings			
From-To Dates	Current Read	Previous Read	Usage
10/09 - 11/10	65790	65790	0
10/09 - 11/19	896190	854705	41485
Total Usage this Period (in 1,000 Gallons)			41,485

Billing Summary	
For Service to: HWY HWY 41 N-GIBSON CO	
For Account: 61943320-195418	
Previous Balance	45307.15
Payments	-45,307.15
Balance Forward	0.00
Current Water	61201.60
Total Current Charges	61201.60
TOTAL AMOUNT DUE	\$61,201.60



Pay Online: Pay and view your bill online at www.ewsu.com.

Pay By Phone: Pay with a live representative at 855-270-3592 within normal office hours. You can also pay via an automated phone service 24 hours a day at 855-384-3889.

Mail Payment: Send your payment to the EWSU office using the provided envelope. (Please include the stub portion of your bill and no cash please.)

LEAF PICKUP INFORMATION ON REVERSE SIDE

SEE REVERSE

DETACH AND RETURN THIS PORTION WITH YOUR PAYMENT

Service Address: HWY HWY 41 N-GIBSON CO



1 N.W. ML King Jr Blvd
Room 104
Evansville IN 47740

Account Number: 61943320-195418

Bill Number: 2417880

Due Date: 12/14/2015

Amount Due: \$61,201.60

If Paid After Due Date: \$63,037.86

Payment Amount: _____

☐ CHECKBOX IF YOUR INFORMATION IS INCORRECT. INDICATE CHANGES ON REVERSE.

GIBSON WATER INC
517 E 1250 S
HAUBSTADT, IN 47639-9803

Evansville Water and Sewer Utility
P.O. Box 19
Evansville, IN 47740-0001

00186042015602417880800061201604



1 N.W. ML King Jr Blvd. Room 104
Evansville IN 47740

Office Hours: 7:30 a.m. to 4:30 p.m. CT
Phone Number: (812) 436-7846
Website: www.ewsu.com

Account Number: 61943320-195418

Bill Number: 2353552

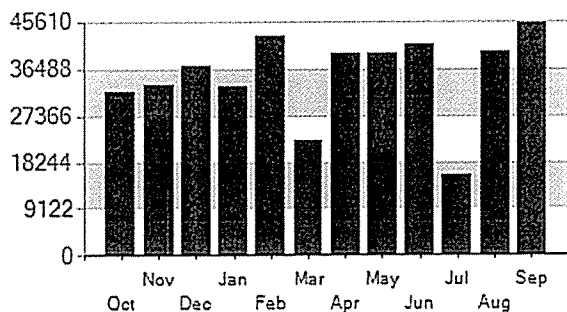
Due Date: 11/13/2015

Amount Due: \$45,307.15

If Paid After Due Date: \$46,666.57

Billing Period			
Billing Date		October 20, 2015	
Due Date		November 13, 2015	
Meter Readings			
From-To Dates	Current Read	Previous Read	Usage
09/10 - 10/09	65790	64665	1125
09/16 - 10/09	854705	825460	29245
Total Usage this Period (in 1,000 Gallons)			30,370

Billing Summary	
For Service to: HWY HWY 41 N-GIBSON CO	
For Account: 61943320-195418	
Previous Balance	69213.89
Payments	-69,213.89
Balance Forward	0.00
Current Water	45307.15
Total Current Charges	45307.15
TOTAL AMOUNT DUE	\$45,307.15



Pay Online: Pay and view your bill online at www.ewsu.com.

Pay By Phone: Pay with a live representative at 855-270-3592 within normal office hours. You can also pay via an automated phone service 24 hours a day at 855-384-3889.

Mail Payment: Send your payment to the EWSU office using the provided envelope. (Please include the stub portion of your bill and no cash please.)

FALL HEAVY TRASH AND LEAF PICKUP INFORMATION ON REVERSE SIDE

SEE REVERSE

DETACH AND RETURN THIS PORTION WITH YOUR PAYMENT

Service Address: HWY HWY 41 N-GIBSON CO



1 N.W. ML King Jr Blvd
Room 104
Evansville IN 47740

Account Number: 61943320-195418

Bill Number: 2353552

Due Date: 11/13/2015

Amount Due: \$45,307.15

If Paid After Due Date: \$46,666.57

Payment Amount: _____

☐ CHECKBOX IF YOUR INFORMATION IS INCORRECT. INDICATE CHANGES ON REVERSE.

GIBSON WATER INC
517 E 1250 S
HAUBSTADT, IN 47639-9803

Evansville Water and Sewer Utility
P.O. Box 19
Evansville, IN 47740-0001

00186042015602353552900045307154

xzbillsu PAGE NO. 1
10/14/2016 15:10:29

BILLING SUMMARY REPORT

TOTAL WATER BILLED	142798.25	TOTAL BILLED - ALL SERVICES	148129.76
TOTAL WATER TAXABLE	76147.72	TOTAL TAX BILLED (ALL CHARGES)	5331.51
TOTAL WATER TAX BILLED	5331.51		
TOTAL WATER CUSTOMERS TAXABLE	1738	TOTAL HYDRA CHARGES	0.00
TOTAL WATER NON-TAXABLE	66650.53	TOTAL SPRIN CHARGES	0.00
TOTAL WATER CUSTOMERS NON-TAXABLE	20		
TOTAL WATER MISC CHARGES	0.00		

AVERAGE BILL	84.2604	NORMAL WATER	142798.25
		WATER TRACKING	0.00

CHARGES	WATER	WATER TRACK FACT	WATER HYD/SPK	TRACK FACT
RESIDENTIAL	52480.49	0.00	0.00	0.00
COMMERCIAL	16050.44	0.00	0.00	0.00
INDUSTRIAL	61564.39	0.00	0.00	0.00
PUBLIC AUTH.	14.54	0.00	0.00	0.00
EDUCATIONAL	1082.32	0.00	0.00	0.00
AGRICULTURAL	3658.00	0.00	0.00	0.00
REALE	7948.07	0.00	0.00	0.00
PRIVATE FIRE	0.00	0.00	0.00	0.00
CHURCH	0.00	0.00	0.00	0.00
TOTAL	142798.25	0.00	0.00	0.00

CONSUMP	WATER
RESIDENTIAL	71905
COMMERCIAL	31589
INDUSTRIAL	298434
PUBLIC AUTH.	3
EDUCATIONAL	1599
AGRICULTURAL	5882
REALE	39820
PRIVATE FIRE	0
CHURCH	0
TOTAL	449232

CUST COUNT	WATER
RESIDENTIAL	1629
COMMERCIAL	98
INDUSTRIAL	5
PUBLIC AUTH.	1
EDUCATIONAL	3
AGRICULTURAL	21
REALE	1
PRIVATE FIRE	0
CHURCH	0
TOTAL	1758

Finals

xzbillsu PAGE NO. 1
10/14/2016 15:09:53

BILLING SUMMARY REPORT

TOTAL WATER BILLED	257.44	TOTAL BILLED - ALL SERVICES	275.47
TOTAL WATER TAXABLE	257.44	TOTAL TAX BILLED (ALL CHARGES)	18.03
TOTAL WATER TAX BILLED	18.03		
TOTAL WATER CUSTOMERS TAXABLE	9	TOTAL HYDRA CHARGES	0.00
TOTAL WATER NON-TAXABLE	0.00	TOTAL SPRIN CHARGES	0.00
TOTAL WATER CUSTOMERS NON-TAXABLE	0		
TOTAL WATER MISC CHARGES	0.00		

AVERAGE BILL	30.6078		
		NORMAL WATER	257.44
		WATER TRACKING	0.00

CHARGES	WATER	WATER TRACK FACT	WATER HYD/SPK	WASTEWATER TRACK FACT
RESIDENTIAL	179.18	0.00	0.00	0.00
COMMERCIAL	0.00	0.00	0.00	0.00
INDUSTRIAL	0.00	0.00	0.00	0.00
PUBLIC AUTH.	0.00	0.00	0.00	0.00
EDUCATIONAL	0.00	0.00	0.00	0.00
AGRICULTURAL	78.26	0.00	0.00	0.00
RESALE	0.00	0.00	0.00	0.00
PRIVATE FIRE	0.00	0.00	0.00	0.00
CHURCH	0.00	0.00	0.00	0.00
TOTAL	257.44	0.00	0.00	0.00

CONSUMP	WATER
RESIDENTIAL	177
COMMERCIAL	0
INDUSTRIAL	0
PUBLIC AUTH.	0
EDUCATIONAL	0
AGRICULTURAL	0
RESALE	0
PRIVATE FIRE	0
CHURCH	0
TOTAL	177

CUST COUNT	WATER
RESIDENTIAL	8
COMMERCIAL	0
INDUSTRIAL	0
PUBLIC AUTH.	0
EDUCATIONAL	0
AGRICULTURAL	1
RESALE	0
PRIVATE FIRE	0
CHURCH	0
TOTAL	9

xzbillsu PAGE NO. 1
09/14/2016 14:50:03

BILLING SUMMARY REPORT

TOTAL WATER BILLED	153895.44	TOTAL BILLED - ALL SERVICES	159419.04
TOTAL WATER TAXABLE	78894.72	TOTAL TAX BILLED (ALL CHARGES)	5523.60
TOTAL WATER TAX BILLED	5523.60		
TOTAL WATER CUSTOMERS TAXABLE	1734	TOTAL HYDRA CHARGES	0.00
TOTAL WATER NON-TAXABLE	75000.72	TOTAL SPRIN CHARGES	0.00
TOTAL WATER CUSTOMERS NON-TAXABLE	20		
TOTAL WATER MISC CHARGES	0.00		

AVERAGE BILL	90.8888	NORMAL WATER	153895.44
		WATER TRACKING	0.00

CHARGES	WATER	WATER TRACK FACT	WATER HYD/SPK	WASTEWATER TRACK FACT
RESIDENTIAL	53680.43	0.00	0.00	0.00
COMMERCIAL	17632.68	0.00	0.00	0.00
INDUSTRIAL	69132.87	0.00	0.00	0.00
PUBLIC AUTH.	14.54	0.00	0.00	0.00
EDUCATIONAL	1562.70	0.00	0.00	0.00
AGRICULTURAL	3906.38	0.00	0.00	0.00
RESALE	7965.84	0.00	0.00	0.00
PRIVATE FIRE	0.00	0.00	0.00	0.00
CHURCH	0.00	0.00	0.00	0.00
TOTAL	153895.44	0.00	0.00	0.00

CONSUMP	WATER
RESIDENTIAL	72652
COMMERCIAL	34788
INDUSTRIAL	336158
PUBLIC AUTH.	4
EDUCATIONAL	2812
AGRICULTURAL	6768
RESALE	39909
PRIVATE FIRE	0
CHURCH	0
TOTAL	493091

CUST COUNT	WATER
RESIDENTIAL	1624
COMMERCIAL	98
INDUSTRIAL	5
PUBLIC AUTH.	1
EDUCATIONAL	3
AGRICULTURAL	22
RESALE	1
PRIVATE FIRE	0
CHURCH	0
TOTAL	1754

Finals

xzbillsu PAGE NO. 1
09/14/2016 11:38:02

BILLING SUMMARY REPORT

TOTAL WATER BILLED	125.52	TOTAL BILLED - ALL SERVICES	134.31
TOTAL WATER TAXABLE	125.52	TOTAL TAX BILLED (ALL CHARGES)	8.79
TOTAL WATER TAX BILLED	8.79		
TOTAL WATER CUSTOMERS TAXABLE	7	TOTAL HYDRA CHARGES	0.00
TOTAL WATER NON-TAXABLE	0.00	TOTAL SPRIN CHARGES	0.00
TOTAL WATER CUSTOMERS NON-TAXABLE	0		
TOTAL WATER MISC CHARGES	0.00		

AVERAGE BILL	19.1871	NORMAL WATER	125.52
		WATER TRACKING	0.00

CHARGES	WATER	WATER TRACK FACT	WATER HYD/SPK	WASTEWATER TRACK FACT
RESIDENTIAL	125.52	0.00	0.00	0.00
COMMERCIAL	0.00	0.00	0.00	0.00
INDUSTRIAL	0.00	0.00	0.00	0.00
PUBLIC AUTH.	0.00	0.00	0.00	0.00
EDUCATIONAL	0.00	0.00	0.00	0.00
AGRICULTURAL	0.00	0.00	0.00	0.00
RESALE	0.00	0.00	0.00	0.00
PRIVATE FIRE	0.00	0.00	0.00	0.00
CHURCH	0.00	0.00	0.00	0.00
TOTAL	125.52	0.00	0.00	0.00

CONSUMP	WATER
RESIDENTIAL	79
COMMERCIAL	0
INDUSTRIAL	0
PUBLIC AUTH.	0
EDUCATIONAL	0
AGRICULTURAL	0
RESALE	0
PRIVATE FIRE	0
CHURCH	0
TOTAL	79

CUST COUNT	WATER
RESIDENTIAL	7
COMMERCIAL	0
INDUSTRIAL	0
PUBLIC AUTH.	0
EDUCATIONAL	0
AGRICULTURAL	0
RESALE	0
PRIVATE FIRE	0
CHURCH	0
TOTAL	7

xzbillsu PAGE NO. 1
08/15/2016 09:01:51

BILLING SUMMARY REPORT

TOTAL WATER BILLED	132735.04	TOTAL BILLED - ALL SERVICES	137794.73
TOTAL WATER TAXABLE	72268.24	TOTAL TAX BILLED (ALL CHARGES)	5059.69
TOTAL WATER TAX BILLED	5059.69		
TOTAL WATER CUSTOMERS TAXABLE	1722	TOTAL HYDRA CHARGES	0.00
TOTAL WATER NON-TAXABLE	60466.80	TOTAL SPRIN CHARGES	0.00
TOTAL WATER CUSTOMERS NON-TAXABLE	20		
TOTAL WATER MISC CHARGES	0.00		

AVERAGE BILL	79.1015	NORMAL WATER	132735.04
		WATER TRACKING	0.00

CHARGES	WATER	WATER TRACK FACT	WATER HYD/SPK	WASTEWATER TRACK FACT
RESIDENTIAL	49845.39	0.00	0.00	0.00
COMMERCIAL	15707.46	0.00	0.00	0.00
INDUSTRIAL	53456.69	0.00	0.00	0.00
PUBLIC AUTH.	14.54	0.00	0.00	0.00
EDUCATIONAL	1319.82	0.00	0.00	0.00
AGRICULTURAL	4225.50	0.00	0.00	0.00
RESALE	8165.64	0.00	0.00	0.00
PRIVATE FIRE	0.00	0.00	0.00	0.00
CHURCH	0.00	0.00	0.00	0.00
TOTAL	132735.04	0.00	0.00	0.00

CONSUMP	WATER
RESIDENTIAL	67100
COMMERCIAL	29250
INDUSTRIAL	259400
PUBLIC AUTH.	3
EDUCATIONAL	2239
AGRICULTURAL	6583
RESALE	40910
PRIVATE FIRE	0
CHURCH	0
TOTAL	405485

CUST COUNT	WATER
RESIDENTIAL	1614
COMMERCIAL	96
INDUSTRIAL	5
PUBLIC AUTH.	1
EDUCATIONAL	3
AGRICULTURAL	22
RESALE	1
PRIVATE FIRE	0
CHURCH	0
TOTAL	1742

Final

xzbillsu PAGE NO. 1
08/15/2016 09:07:27

BILLING SUMMARY REPORT

TOTAL WATER BILLED	218.58	TOTAL BILLED - ALL SERVICES	233.89
TOTAL WATER TAXABLE	218.58	TOTAL TAX BILLED (ALL CHARGES)	15.31
TOTAL WATER TAX BILLED	15.31		
TOTAL WATER CUSTOMERS TAXABLE	10	TOTAL HYDRA CHARGES	0.00
TOTAL WATER NON-TAXABLE	0.00	TOTAL SPRIN CHARGES	0.00
TOTAL WATER CUSTOMERS NON-TAXABLE	0		
TOTAL WATER MISC CHARGES	0.00		

AVERAGE BILL 23.3890

NORMAL WATER	218.58
WATER TRACKING	0.00

CHARGES	WATER	WATER TRACK FACT	WATER HYD/SPK	TRACK FACT
RESIDENTIAL	218.58	0.00	0.00	0.00
COMMERCIAL	0.00	0.00	0.00	0.00
INDUSTRIAL	0.00	0.00	0.00	0.00
PUBLIC AUTH.	0.00	0.00	0.00	0.00
EDUCATIONAL	0.00	0.00	0.00	0.00
AGRICULTURAL	0.00	0.00	0.00	0.00
RESALE	0.00	0.00	0.00	0.00
PRIVATE FIRE	0.00	0.00	0.00	0.00
CHURCH	0.00	0.00	0.00	0.00
TOTAL	218.58	0.00	0.00	0.00

CONSUMP	WATER
RESIDENTIAL	184
COMMERCIAL	0
INDUSTRIAL	0
PUBLIC AUTH.	0
EDUCATIONAL	0
AGRICULTURAL	0
RESALE	0
PRIVATE FIRE	0
CHURCH	0
TOTAL	184

CUST COUNT	WATER
RESIDENTIAL	10
COMMERCIAL	0
INDUSTRIAL	0
PUBLIC AUTH.	0
EDUCATIONAL	0
AGRICULTURAL	0
RESALE	0
PRIVATE FIRE	0
CHURCH	0
TOTAL	10

xzbillsu PAGE NO. 1
07/15/2016 10:38:03

BILLING SUMMARY REPORT

TOTAL WATER BILLED	159780.36	TOTAL BILLED - ALL SERVICES	166082.25
TOTAL WATER TAXABLE	90016.00	TOTAL TAX BILLED (ALL CHARGES)	6301.89
TOTAL WATER TAX BILLED	6301.89		
TOTAL WATER CUSTOMERS TAXABLE	1709	TOTAL HYDRA CHARGES	0.00
TOTAL WATER NON-TAXABLE	69764.36	TOTAL SPRIN CHARGES	0.00
TOTAL WATER CUSTOMERS NON-TAXABLE	20		
TOTAL WATER MISC CHARGES	0.00		

AVERAGE BILL	96.0568	NORMAL WATER	159780.36
		WATER TRACKING	0.00

CHARGES	WATER	WATER TRACK FACT	WATER HYD/SPK	WASTEWATE TRACK FACT
RESIDENTIAL	64269.66	0.00	0.00	0.00
COMMERCIAL	17256.85	0.00	0.00	0.00
INDUSTRIAL	63401.73	0.00	0.00	0.00
PUBLIC AUTH.	14.54	0.00	0.00	0.00
EDUCATIONAL	1312.36	0.00	0.00	0.00
AGRICULTURAL	4872.76	0.00	0.00	0.00
RESALE	8652.46	0.00	0.00	0.00
PRIVATE FIRE	0.00	0.00	0.00	0.00
CHURCH	0.00	0.00	0.00	0.00
TOTAL	159780.36	0.00	0.00	0.00

CONSUMP	WATER
RESIDENTIAL	88783
COMMERCIAL	31992
INDUSTRIAL	307169
PUBLIC AUTH.	4
EDUCATIONAL	2172
AGRICULTURAL	8765
RESALE	43349
PRIVATE FIRE	0
CHURCH	0
TOTAL	482234

CUST COUNT	WATER
RESIDENTIAL	1603
COMMERCIAL	96
INDUSTRIAL	5
PUBLIC AUTH.	1
EDUCATIONAL	3
AGRICULTURAL	20
RESALE	1
PRIVATE FIRE	0
CHURCH	0
TOTAL	1729

Finals

xzbillsu PAGE NO. 1
07/15/2016 10:38:45

BILLING SUMMARY REPORT

TOTAL WATER BILLED	413.65	TOTAL BILLED - ALL SERVICES	442.63
TOTAL WATER TAXABLE	413.65	TOTAL TAX BILLED (ALL CHARGES)	28.98
TOTAL WATER TAX BILLED	28.98		
TOTAL WATER CUSTOMERS TAXABLE	20	TOTAL HYDRA CHARGES	0.00
TOTAL WATER NON-TAXABLE	0.00	TOTAL SPRIN CHARGES	0.00
TOTAL WATER CUSTOMERS NON-TAXABLE	0		
TOTAL WATER MISC CHARGES	0.00		

AVERAGE BILL	22.1315	NORMAL WATER	413.65
		WATER TRACKING	0.00

CHARGES	WATER	WATER TRACK FACT	WATER HYD/SPK	TRACK FACT
RESIDENTIAL	399.11	0.00	0.00	0.00
COMMERCIAL	0.00	0.00	0.00	0.00
INDUSTRIAL	0.00	0.00	0.00	0.00
PUBLIC AUTH.	0.00	0.00	0.00	0.00
EDUCATIONAL	0.00	0.00	0.00	0.00
AGRICULTURAL	14.54	0.00	0.00	0.00
RESALE	0.00	0.00	0.00	0.00
PRIVATE FIRE	0.00	0.00	0.00	0.00
CHURCH	0.00	0.00	0.00	0.00
TOTAL	413.65	0.00	0.00	0.00

CONSUMP	WATER
RESIDENTIAL	430
COMMERCIAL	0
INDUSTRIAL	0
PUBLIC AUTH.	0
EDUCATIONAL	0
AGRICULTURAL	2
RESALE	0
PRIVATE FIRE	0
CHURCH	0
TOTAL	432

CUST COUNT	WATER
RESIDENTIAL	19
COMMERCIAL	0
INDUSTRIAL	0
PUBLIC AUTH.	0
EDUCATIONAL	0
AGRICULTURAL	1
RESALE	0
PRIVATE FIRE	0
CHURCH	0
TOTAL	20

xzbillsu PAGE NO. 1
06/15/2016 08:57:58

BILLING SUMMARY REPORT

TOTAL WATER BILLED	122383.81	TOTAL BILLED - ALL SERVICES	127104.59
TOTAL WATER TAXABLE	67423.46	TOTAL TAX BILLED (ALL CHARGES)	4720.78
TOTAL WATER TAX BILLED	4720.78		
TOTAL WATER CUSTOMERS TAXABLE	1718	TOTAL HYDRA CHARGES	0.00
TOTAL WATER NON-TAXABLE	54960.35	TOTAL SPRIN CHARGES	0.00
TOTAL WATER CUSTOMERS NON-TAXABLE	20		
TOTAL WATER MISC CHARGES	0.00		

AVERAGE BILL	73.1327		
		NORMAL WATER	122383.81
		WATER TRACKING	0.00

CHARGES	WATER	WATER TRACK FACT	WATER HYD/SPK	WASTEWATER TRACK FACT
RESIDENTIAL	49346.93	0.00	0.00	0.00
COMMERCIAL	14736.03	0.00	0.00	0.00
INDUSTRIAL	46498.25	0.00	0.00	0.00
PUBLIC AUTH.	14.54	0.00	0.00	0.00
EDUCATIONAL	829.99	0.00	0.00	0.00
AGRICULTURAL	2885.85	0.00	0.00	0.00
RESALE	8072.22	0.00	0.00	0.00
PRIVATE FIRE	0.00	0.00	0.00	0.00
CHURCH	0.00	0.00	0.00	0.00
TOTAL	122383.81	0.00	0.00	0.00

CONSUMP	WATER
RESIDENTIAL	65952
COMMERCIAL	26627
INDUSTRIAL	226704
PUBLIC AUTH.	4
EDUCATIONAL	1060
AGRICULTURAL	4412
RESALE	40442
PRIVATE FIRE	0
CHURCH	0
TOTAL	365201

CUST COUNT	WATER
RESIDENTIAL	1613
COMMERCIAL	95
INDUSTRIAL	5
PUBLIC AUTH.	1
EDUCATIONAL	3
AGRICULTURAL	20
RESALE	1
PRIVATE FIRE	0
CHURCH	0
TOTAL	1738

Finals

xzbillsu PAGE NO. 1
06/15/2016 08:01:10

BILLING SUMMARY REPORT

TOTAL WATER BILLED	181.82	TOTAL BILLED - ALL SERVICES	194.56
TOTAL WATER TAXABLE	181.82	TOTAL TAX BILLED (ALL CHARGES)	12.74
TOTAL WATER TAX BILLED	12.74		
TOTAL WATER CUSTOMERS TAXABLE	9	TOTAL HYDRA CHARGES	0.00
TOTAL WATER NON-TAXABLE	0.00	TOTAL SPRIN CHARGES	0.00
TOTAL WATER CUSTOMERS NON-TAXABLE	0		
TOTAL WATER MISC CHARGES	0.00		

AVERAGE BILL	21.6178		
		NORMAL WATER	181.82
		WATER TRACKING	0.00

CHARGES	WATER	WATER TRACK FACT	WATER HYD/SPK	WASTEWATER TRACK FACT
RESIDENTIAL	167.28	0.00	0.00	0.00
COMMERCIAL	14.54	0.00	0.00	0.00
INDUSTRIAL	0.00	0.00	0.00	0.00
PUBLIC AUTH.	0.00	0.00	0.00	0.00
EDUCATIONAL	0.00	0.00	0.00	0.00
AGRICULTURAL	0.00	0.00	0.00	0.00
RESALE	0.00	0.00	0.00	0.00
PRIVATE FIRE	0.00	0.00	0.00	0.00
CHURCH	0.00	0.00	0.00	0.00
TOTAL	181.82	0.00	0.00	0.00

CONSUMP	WATER
RESIDENTIAL	192
COMMERCIAL	8
INDUSTRIAL	0
PUBLIC AUTH.	0
EDUCATIONAL	0
AGRICULTURAL	0
RESALE	0
PRIVATE FIRE	0
CHURCH	0
TOTAL	200

CUST COUNT	WATER
RESIDENTIAL	8
COMMERCIAL	1
INDUSTRIAL	0
PUBLIC AUTH.	0
EDUCATIONAL	0
AGRICULTURAL	0
RESALE	0
PRIVATE FIRE	0
CHURCH	0
TOTAL	9

BILLING SUMMARY REPORT

TOTAL WATER BILLED	120407.51	TOTAL BILLED - ALL SERVICES	147714.07
TOTAL WATER TAXABLE	66080.39	TOTAL TAX BILLED (ALL CHARGES)	4626.56
TOTAL WATER TAX BILLED	4626.56		
TOTAL WATER CUSTOMERS TAXABLE	1717	TOTAL HYDRA CHARGES	22680.00
TOTAL WATER NON-TAXABLE	54327.12	TOTAL SPRIN CHARGES	0.00
TOTAL WATER CUSTOMERS NON-TAXABLE	21		
TOTAL WATER MISC CHARGES	0.00		

AVERAGE BILL	84.1196	NORMAL WATER	120407.51
		WATER TRACKING	0.00

CHARGES	WATER	WATER TRACK FACT	WATER HYD/SPK	WASTEWATER TRACK FACT
RESIDENTIAL	47991.69	0.00	14900.00	0.00
COMMERCIAL	14852.67	0.00	7780.00	0.00
INDUSTRIAL	45981.53	0.00	0.00	0.00
PUBLIC AUTH.	14.54	0.00	0.00	0.00
EDUCATIONAL	659.76	0.00	0.00	0.00
AGRICULTURAL	3136.89	0.00	0.00	0.00
RESALE	7770.43	0.00	0.00	0.00
PRIVATE FIRE	0.00	0.00	0.00	0.00
CHURCH	0.00	0.00	0.00	0.00
TOTAL	120407.51	0.00	22680.00	0.00

CONSUMP	WATER
RESIDENTIAL	63907
COMMERCIAL	25983
INDUSTRIAL	223258
PUBLIC AUTH.	3
EDUCATIONAL	783
AGRICULTURAL	4675
RESALE	38930
PRIVATE FIRE	0
CHURCH	0
TOTAL	357539

CUST COUNT	WATER
RESIDENTIAL	1612
COMMERCIAL	96
INDUSTRIAL	5
PUBLIC AUTH.	1
EDUCATIONAL	3
AGRICULTURAL	20
RESALE	1
PRIVATE FIRE	0
CHURCH	0
TOTAL	1738

Amel

xzbillsu PAGE NO. 1
05/16/2016 09:10:47

BILLING SUMMARY REPORT

TOTAL WATER BILLED	119.93	TOTAL BILLED - ALL SERVICES	128.34
TOTAL WATER TAXABLE	119.93	TOTAL TAX BILLED (ALL CHARGES)	8.41
TOTAL WATER TAX BILLED	8.41		
TOTAL WATER CUSTOMERS TAXABLE	7	TOTAL HYDRA CHARGES	0.00
TOTAL WATER NON-TAXABLE	0.00	TOTAL SPRIN CHARGES	0.00
TOTAL WATER CUSTOMERS NON-TAXABLE	0		
TOTAL WATER MISC CHARGES	0.00		

AVERAGE BILL	18.3343		
		NORMAL WATER	119.93
		WATER TRACKING	0.00

CHARGES	WATER	WATER TRACK FACT	WATER HYD/SPK	WASTEWATER TRACK FACT
RESIDENTIAL	119.93	0.00	0.00	0.00
COMMERCIAL	0.00	0.00	0.00	0.00
INDUSTRIAL	0.00	0.00	0.00	0.00
PUBLIC AUTH.	0.00	0.00	0.00	0.00
EDUCATIONAL	0.00	0.00	0.00	0.00
AGRICULTURAL	0.00	0.00	0.00	0.00
RESALE	0.00	0.00	0.00	0.00
PRIVATE FIRE	0.00	0.00	0.00	0.00
CHURCH	0.00	0.00	0.00	0.00
TOTAL	119.93	0.00	0.00	0.00

CONSUMP	WATER
RESIDENTIAL	71
COMMERCIAL	0
INDUSTRIAL	0
PUBLIC AUTH.	0
EDUCATIONAL	0
AGRICULTURAL	0
RESALE	0
PRIVATE FIRE	0
CHURCH	0
TOTAL	71

CUST COUNT	WATER
RESIDENTIAL	7
COMMERCIAL	0
INDUSTRIAL	0
PUBLIC AUTH.	0
EDUCATIONAL	0
AGRICULTURAL	0
RESALE	0
PRIVATE FIRE	0
CHURCH	0
TOTAL	7

xzbillsu PAGE NO. 1
04/15/2016 14:36:59

BILLING SUMMARY REPORT

TOTAL WATER BILLED	120415.49	TOTAL BILLED - ALL SERVICES	124935.43
TOTAL WATER TAXABLE	64557.44	TOTAL TAX BILLED (ALL CHARGES)	4519.94
TOTAL WATER TAX BILLED	4519.94		
TOTAL WATER CUSTOMERS TAXABLE	1711	TOTAL HYDRA CHARGES	0.00
TOTAL WATER NON-TAXABLE	55858.05	TOTAL SPRIN CHARGES	0.00
TOTAL WATER CUSTOMERS NON-TAXABLE	20		
TOTAL WATER MISC CHARGES	0.00		

AVERAGE BILL	72.1753		
		NORMAL WATER	120415.49
		WATER TRACKING	0.00

CHARGES	WATER	WATER TRACK FACT	WATER HYD/SPK	WASTEWATER TRACK FACT
RESIDENTIAL	47162.24	0.00	0.00	0.00
COMMERCIAL	15276.54	0.00	0.00	0.00
INDUSTRIAL	48081.26	0.00	0.00	0.00
PUBLIC AUTH.	14.54	0.00	0.00	0.00
EDUCATIONAL	743.47	0.00	0.00	0.00
AGRICULTURAL	2510.72	0.00	0.00	0.00
RESALE	6626.72	0.00	0.00	0.00
PRIVATE FIRE	0.00	0.00	0.00	0.00
CHURCH	0.00	0.00	0.00	0.00
TOTAL	120415.49	0.00	0.00	0.00

CONSUMP	WATER
RESIDENTIAL	62711
COMMERCIAL	27560
INDUSTRIAL	236046
PUBLIC AUTH.	4
EDUCATIONAL	907
AGRICULTURAL	3664
RESALE	33200
PRIVATE FIRE	0
CHURCH	0
TOTAL	364092

CUST COUNT	WATER
RESIDENTIAL	1606
COMMERCIAL	95
INDUSTRIAL	5
PUBLIC AUTH.	1
EDUCATIONAL	3
AGRICULTURAL	20
RESALE	1
PRIVATE FIRE	0
CHURCH	0
TOTAL	1731

Finds

xzbillsu PAGE NO. 1
04/15/2016 12:12:24

BILLING SUMMARY REPORT

TOTAL WATER BILLED	196.93	TOTAL BILLED - ALL SERVICES	209.71
TOTAL WATER TAXABLE	182.39	TOTAL TAX BILLED (ALL CHARGES)	12.78
TOTAL WATER TAX BILLED	12.78		
TOTAL WATER CUSTOMERS TAXABLE	10	TOTAL HYDRA CHARGES	0.00
TOTAL WATER NON-TAXABLE	14.54	TOTAL SPRIN CHARGES	0.00
TOTAL WATER CUSTOMERS NON-TAXABLE	1		
TOTAL WATER MISC CHARGES	0.00		

AVERAGE BILL	19.0645		
		NORMAL WATER	196.93
		WATER TRACKING	0.00

CHARGES	WATER	WATER TRACK FACT	WATER HYD/SPK	WASTEWATER TRACK FACT
RESIDENTIAL	182.39	0.00	0.00	0.00
COMMERCIAL	14.54	0.00	0.00	0.00
INDUSTRIAL	0.00	0.00	0.00	0.00
PUBLIC AUTH.	0.00	0.00	0.00	0.00
EDUCATIONAL	0.00	0.00	0.00	0.00
AGRICULTURAL	0.00	0.00	0.00	0.00
RESALE	0.00	0.00	0.00	0.00
PRIVATE FIRE	0.00	0.00	0.00	0.00
CHURCH	0.00	0.00	0.00	0.00
TOTAL	196.93	0.00	0.00	0.00

CONSUMP	WATER
RESIDENTIAL	160
COMMERCIAL	8
INDUSTRIAL	0
PUBLIC AUTH.	0
EDUCATIONAL	0
AGRICULTURAL	0
RESALE	0
PRIVATE FIRE	0
CHURCH	0
TOTAL	168

CUST COUNT	WATER
RESIDENTIAL	10
COMMERCIAL	1
INDUSTRIAL	0
PUBLIC AUTH.	0
EDUCATIONAL	0
AGRICULTURAL	0
RESALE	0
PRIVATE FIRE	0
CHURCH	0
TOTAL	11

xzbillsu PAGE NO. 1
03/16/2016 11:22:55

BILLING SUMMARY REPORT

TOTAL WATER BILLED	117248.61	TOTAL BILLED - ALL SERVICES	121709.34
TOTAL WATER TAXABLE	63710.09	TOTAL TAX BILLED (ALL CHARGES)	4460.73
TOTAL WATER TAX BILLED	4460.73		
TOTAL WATER CUSTOMERS TAXABLE	1717	TOTAL HYDRA CHARGES	0.00
TOTAL WATER NON-TAXABLE	53538.52	TOTAL SPRIN CHARGES	0.00
TOTAL WATER CUSTOMERS NON-TAXABLE	21		
TOTAL WATER MISC CHARGES	0.00		

AVERAGE BILL	70.0284	NORMAL WATER	117248.61
		WATER TRACKING	0.00

CHARGES	WATER	WATER TRACK FACT	WATER HYD/SPK	WASTEWATER TRACK FACT
RESIDENTIAL	45675.46	0.00	0.00	0.00
COMMERCIAL	13218.21	0.00	0.00	0.00
INDUSTRIAL	49240.21	0.00	0.00	0.00
PUBLIC AUTH.	14.54	0.00	0.00	0.00
EDUCATIONAL	234.78	0.00	0.00	0.00
AGRICULTURAL	2700.76	0.00	0.00	0.00
RESALE	6164.65	0.00	0.00	0.00
PRIVATE FIRE	0.00	0.00	0.00	0.00
CHURCH	0.00	0.00	0.00	0.00
TOTAL	117248.61	0.00	0.00	0.00

CONSUMP	WATER
RESIDENTIAL	60242
COMMERCIAL	22536
INDUSTRIAL	238238
PUBLIC AUTH.	4
EDUCATIONAL	62
AGRICULTURAL	4047
RESALE	30885
PRIVATE FIRE	0
CHURCH	0
TOTAL	356014

CUST COUNT	WATER
RESIDENTIAL	1613
COMMERCIAL	95
INDUSTRIAL	5
PUBLIC AUTH.	1
EDUCATIONAL	3
AGRICULTURAL	20
RESALE	1
PRIVATE FIRE	0
CHURCH	0
TOTAL	1738

finals

xzbillsu PAGE NO. 1
03/16/2016 09:24:43

BILLING SUMMARY REPORT

TOTAL WATER BILLED	100.62	TOTAL BILLED - ALL SERVICES	107.67
TOTAL WATER TAXABLE	100.62	TOTAL TAX BILLED (ALL CHARGES)	7.05
TOTAL WATER TAX BILLED	7.05		
TOTAL WATER CUSTOMERS TAXABLE	5	TOTAL HYDRA CHARGES	0.00
TOTAL WATER NON-TAXABLE	0.00	TOTAL SPRIN CHARGES	0.00
TOTAL WATER CUSTOMERS NON-TAXABLE	0		
TOTAL WATER MISC CHARGES	0.00		

AVERAGE BILL

21.5340

NORMAL WATER	100.62
WATER TRACKING	0.00

CHARGES	WATER	WATER TRACK FACT	WATER HYD/SPK	WASTEWATER TRACK FACT
RESIDENTIAL	100.62	0.00	0.00	0.00
COMMERCIAL	0.00	0.00	0.00	0.00
INDUSTRIAL	0.00	0.00	0.00	0.00
PUBLIC AUTH.	0.00	0.00	0.00	0.00
EDUCATIONAL	0.00	0.00	0.00	0.00
AGRICULTURAL	0.00	0.00	0.00	0.00
REALE	0.00	0.00	0.00	0.00
PRIVATE FIRE	0.00	0.00	0.00	0.00
CHURCH	0.00	0.00	0.00	0.00
TOTAL	100.62	0.00	0.00	0.00

CONSUMP	WATER
RESIDENTIAL	103
COMMERCIAL	0
INDUSTRIAL	0
PUBLIC AUTH.	0
EDUCATIONAL	0
AGRICULTURAL	0
REALE	0
PRIVATE FIRE	0
CHURCH	0
TOTAL	103

CUST COUNT	WATER
RESIDENTIAL	5
COMMERCIAL	0
INDUSTRIAL	0
PUBLIC AUTH.	0
EDUCATIONAL	0
AGRICULTURAL	0
REALE	0
PRIVATE FIRE	0
CHURCH	0
TOTAL	5

xzbillsu PAGE NO. 1
02/16/2016 12:54:41

BILLING SUMMARY REPORT

TOTAL WATER BILLED	112626.21	TOTAL BILLED - ALL SERVICES	116877.32
TOTAL WATER TAXABLE	60711.81	TOTAL TAX BILLED (ALL CHARGES)	4251.11
TOTAL WATER TAX BILLED	4251.11		
TOTAL WATER CUSTOMERS TAXABLE	1716	TOTAL HYDRA CHARGES	0.00
TOTAL WATER NON-TAXABLE	51914.40	TOTAL SPRIN CHARGES	0.00
TOTAL WATER CUSTOMERS NON-TAXABLE	21		
TOTAL WATER MISC CHARGES	0.00		

AVERAGE BILL

67.2869

NORMAL WATER	112626.21
WATER TRACKING	0.00

CHARGES	WATER	WATER TRACK FACT	WATER HYD/SPK	TRACK FACT
RESIDENTIAL	44321.30	0.00	0.00	0.00
COMMERCIAL	12784.49	0.00	0.00	0.00
INDUSTRIAL	47242.82	0.00	0.00	0.00
PUBLIC AUTH.	14.54	0.00	0.00	0.00
EDUCATIONAL	234.78	0.00	0.00	0.00
AGRICULTURAL	1813.73	0.00	0.00	0.00
RESALE	6214.55	0.00	0.00	0.00
PRIVATE FIRE	0.00	0.00	0.00	0.00
CHURCH	0.00	0.00	0.00	0.00
TOTAL	112626.21	0.00	0.00	0.00

CONSUMP	WATER
RESIDENTIAL	56498
COMMERCIAL	21813
INDUSTRIAL	228150
PUBLIC AUTH.	4
EDUCATIONAL	-25
AGRICULTURAL	2257
RESALE	31135
PRIVATE FIRE	0
CHURCH	0
TOTAL	339832

CUST COUNT	WATER
RESIDENTIAL	1611
COMMERCIAL	95
INDUSTRIAL	5
PUBLIC AUTH.	1
EDUCATIONAL	3
AGRICULTURAL	21
RESALE	1
PRIVATE FIRE	0
CHURCH	0
TOTAL	1737

BILLING SUMMARY REPORT

xzbillsu PAGE NO. 1
02/16/2016 11:33:15

TOTAL WATER BILLED	586.61	TOTAL BILLED - ALL SERVICES	627.68
TOTAL WATER TAXABLE	586.61	TOTAL TAX BILLED (ALL CHARGES)	41.07
TOTAL WATER TAX BILLED	41.07		
TOTAL WATER CUSTOMERS TAXABLE	5	TOTAL HYDRA CHARGES	0.00
TOTAL WATER NON-TAXABLE	0.00	TOTAL SPRIN CHARGES	0.00
TOTAL WATER CUSTOMERS NON-TAXABLE	0		
TOTAL WATER MISC CHARGES	0.00		

AVERAGE BILL	125.5360	NORMAL WATER	586.61
		WATER TRACKING	0.00

CHARGES	WATER	WATER TRACK FACT	WATER HYD/SPK	WASTEWATER TRACK FACT
RESIDENTIAL	586.61	0.00	0.00	0.00
COMMERCIAL	0.00	0.00	0.00	0.00
INDUSTRIAL	0.00	0.00	0.00	0.00
PUBLIC AUTH.	0.00	0.00	0.00	0.00
EDUCATIONAL	0.00	0.00	0.00	0.00
AGRICULTURAL	0.00	0.00	0.00	0.00
RESALE	0.00	0.00	0.00	0.00
PRIVATE FIRE	0.00	0.00	0.00	0.00
CHURCH	0.00	0.00	0.00	0.00
TOTAL	586.61	0.00	0.00	0.00

CONSUMP	WATER
RESIDENTIAL	850
COMMERCIAL	0
INDUSTRIAL	0
PUBLIC AUTH.	0
EDUCATIONAL	0
AGRICULTURAL	0
RESALE	0
PRIVATE FIRE	0
CHURCH	0
TOTAL	850

CUST COUNT	WATER
RESIDENTIAL	5
COMMERCIAL	0
INDUSTRIAL	0
PUBLIC AUTH.	0
EDUCATIONAL	0
AGRICULTURAL	0
RESALE	0
PRIVATE FIRE	0
CHURCH	0
TOTAL	5

xzbillsu PAGE NO. 1
01/15/2016 09:59:41

BILLING SUMMARY REPORT

TOTAL WATER BILLED	113648.38	TOTAL BILLED - ALL SERVICES	118255.72
TOTAL WATER TAXABLE	65805.66	TOTAL TAX BILLED (ALL CHARGES)	4607.34
TOTAL WATER TAX BILLED	4607.34		
TOTAL WATER CUSTOMERS TAXABLE	1715	TOTAL HYDRA CHARGES	0.00
TOTAL WATER NON-TAXABLE	47842.72	TOTAL SPRIN CHARGES	0.00
TOTAL WATER CUSTOMERS NON-TAXABLE	21		
TOTAL WATER MISC CHARGES	0.00		

AVERAGE BILL	68.1197		
		NORMAL WATER	113648.38
		WATER TRACKING	0.00

CHARGES	WATER	WATER TRACK FACT	WATER HYD/SPK	TRACK FACT
RESIDENTIAL	48677.89	0.00	0.00	0.00
COMMERCIAL	13815.54	0.00	0.00	0.00
INDUSTRIAL	39321.26	0.00	0.00	0.00
PUBLIC AUTH.	14.54	0.00	0.00	0.00
EDUCATIONAL	234.78	0.00	0.00	0.00
AGRICULTURAL	3366.04	0.00	0.00	0.00
RESALE	8218.33	0.00	0.00	0.00
PRIVATE FIRE	0.00	0.00	0.00	0.00
CHURCH	0.00	0.00	0.00	0.00
TOTAL	113648.38	0.00	0.00	0.00

CONSUMP	WATER
RESIDENTIAL	65389
COMMERCIAL	24801
INDUSTRIAL	192126
PUBLIC AUTH.	1
EDUCATIONAL	77
AGRICULTURAL	5381
RESALE	41174
PRIVATE FIRE	0
CHURCH	0
TOTAL	328949

CUST COUNT	WATER
RESIDENTIAL	1611
COMMERCIAL	95
INDUSTRIAL	5
PUBLIC AUTH.	1
EDUCATIONAL	3
AGRICULTURAL	20
RESALE	1
PRIVATE FIRE	0
CHURCH	0
TOTAL	1736

Final

xzbillsu PAGE NO. 1
01/15/2016 09:59:02

BILLING SUMMARY REPORT

TOTAL WATER BILLED	217.88	TOTAL BILLED - ALL SERVICES	233.14
TOTAL WATER TAXABLE	217.88	TOTAL TAX BILLED (ALL CHARGES)	15.26
TOTAL WATER TAX BILLED	15.26		
TOTAL WATER CUSTOMERS TAXABLE	5	TOTAL HYDRA CHARGES	0.00
TOTAL WATER NON-TAXABLE	0.00	TOTAL SPRIN CHARGES	0.00
TOTAL WATER CUSTOMERS NON-TAXABLE	0		
TOTAL WATER MISC CHARGES	0.00		

AVERAGE BILL	46.6280		
		NORMAL WATER	217.88
		WATER TRACKING	0.00

CHARGES	WATER	WATER TRACK FACT	WATER HYD/SPK	WASTEWATER TRACK FACT
RESIDENTIAL	217.88	0.00	0.00	0.00
COMMERCIAL	0.00	0.00	0.00	0.00
INDUSTRIAL	0.00	0.00	0.00	0.00
PUBLIC AUTH.	0.00	0.00	0.00	0.00
EDUCATIONAL	0.00	0.00	0.00	0.00
AGRICULTURAL	0.00	0.00	0.00	0.00
REALE	0.00	0.00	0.00	0.00
PRIVATE FIRE	0.00	0.00	0.00	0.00
CHURCH	0.00	0.00	0.00	0.00
TOTAL	217.88	0.00	0.00	0.00

CONSUMP	WATER
RESIDENTIAL	312
COMMERCIAL	0
INDUSTRIAL	0
PUBLIC AUTH.	0
EDUCATIONAL	0
AGRICULTURAL	0
REALE	0
PRIVATE FIRE	0
CHURCH	0
TOTAL	312

CUST COUNT	WATER
RESIDENTIAL	5
COMMERCIAL	0
INDUSTRIAL	0
PUBLIC AUTH.	0
EDUCATIONAL	0
AGRICULTURAL	0
REALE	0
PRIVATE FIRE	0
CHURCH	0
TOTAL	5

xzbillsu PAGE NO. 1
12/15/2015 10:01:38

BILLING SUMMARY REPORT

TOTAL WATER BILLED	114884.34	TOTAL BILLED - ALL SERVICES	119134.50
TOTAL WATER TAXABLE	60701.49	TOTAL TAX BILLED (ALL CHARGES)	4250.16
TOTAL WATER TAX BILLED	4250.16		
TOTAL WATER CUSTOMERS TAXABLE	1710	TOTAL HYDRA CHARGES	0.00
TOTAL WATER NON-TAXABLE	54182.85	TOTAL SPRIN CHARGES	0.00
TOTAL WATER CUSTOMERS NON-TAXABLE	21		
TOTAL WATER MISC CHARGES	0.00		

AVERAGE BILL	68.8241		
		NORMAL WATER	114884.34
		WATER TRACKING	0.00

CHARGES	WATER	WATER TRACK FACT	WASTEWATER TRACK FACT
RESIDENTIAL	44327.59	0.00	0.00
COMMERCIAL	12971.98	0.00	0.00
INDUSTRIAL	47131.79	0.00	0.00
PUBLIC AUTH.	14.54	0.00	0.00
EDUCATIONAL	234.78	0.00	0.00
AGRICULTURAL	2926.84	0.00	0.00
RESALE	7276.82	0.00	0.00
PRIVATE FIRE	0.00	0.00	0.00
CHURCH	0.00	0.00	0.00
TOTAL	114884.34	0.00	0.00

CONSUMPTION	WATER
RESIDENTIAL	58257
COMMERCIAL	20996
INDUSTRIAL	229664
PUBLIC AUTH.	2
EDUCATIONAL	70
AGRICULTURAL	4357
RESALE	36457
PRIVATE FIRE	0
CHURCH	0
TOTAL	349803

CUSTOMER COUNT	WATER
RESIDENTIAL	1606
COMMERCIAL	95
INDUSTRIAL	5
PUBLIC AUTH.	1
EDUCATIONAL	3
AGRICULTURAL	20
RESALE	1
PRIVATE FIRE	0
CHURCH	0
TOTAL	1731

Final

xzbillsu PAGE NO. 1
12/15/2015 10:01:58

BILLING SUMMARY REPORT

TOTAL WATER BILLED	233.13	TOTAL BILLED - ALL SERVICES	249.46
TOTAL WATER TAXABLE	233.13	TOTAL TAX BILLED (ALL CHARGES)	16.33
TOTAL WATER TAX BILLED	16.33		
TOTAL WATER CUSTOMERS TAXABLE	6	TOTAL HYDRA CHARGES	0.00
TOTAL WATER NON-TAXABLE	0.00	TOTAL SPRIN CHARGES	0.00
TOTAL WATER CUSTOMERS NON-TAXABLE	0		
TOTAL WATER MISC CHARGES	0.00		

AVERAGE BILL 41.5767

NORMAL WATER	233.13
WATER TRACKING	0.00

CHARGES	WATER	WATER TRACK FACT	WASTEWATER TRACK FACT
RESIDENTIAL	85.96	0.00	0.00
COMMERCIAL	147.17	0.00	0.00
INDUSTRIAL	0.00	0.00	0.00
PUBLIC AUTH.	0.00	0.00	0.00
EDUCATIONAL	0.00	0.00	0.00
AGRICULTURAL	0.00	0.00	0.00
RESALE	0.00	0.00	0.00
PRIVATE FIRE	0.00	0.00	0.00
CHURCH	0.00	0.00	0.00
TOTAL	233.13	0.00	0.00

CONSUMPTION	WATER
RESIDENTIAL	50
COMMERCIAL	3
INDUSTRIAL	0
PUBLIC AUTH.	0
EDUCATIONAL	0
AGRICULTURAL	0
RESALE	0
PRIVATE FIRE	0
CHURCH	0
TOTAL	53

CUSTOMER COUNT	WATER
RESIDENTIAL	5
COMMERCIAL	1
INDUSTRIAL	0
PUBLIC AUTH.	0
EDUCATIONAL	0
AGRICULTURAL	0
RESALE	0
PRIVATE FIRE	0
CHURCH	0
TOTAL	6

BILLING SUMMARY REPORT

TOTAL WATER BILLED	122857.37	TOTAL BILLED - ALL SERVICES	127713.15
TOTAL WATER TAXABLE	69351.79	TOTAL TAX BILLED (ALL CHARGES)	4855.78
TOTAL WATER TAX BILLED	4855.78		
TOTAL WATER CUSTOMERS TAXABLE	1705	TOTAL HYDRA CHARGES	0.00
TOTAL WATER NON-TAXABLE	53505.58	TOTAL SPRIN CHARGES	0.00
TOTAL WATER CUSTOMERS NON-TAXABLE	21		
TOTAL WATER MISC CHARGES	0.00		

AVERAGE BILL	73.9937	NORMAL WATER	122857.37
		WATER TRACKING	0.00

CHARGES	WATER	WATER TRACK FACT	WASTEWATER TRACK FACT
RESIDENTIAL	47679.23	0.00	0.00
COMMERCIAL	17068.76	0.00	0.00
INDUSTRIAL	44910.37	0.00	0.00
PUBLIC AUTH.	14.54	0.00	0.00
EDUCATIONAL	1253.17	0.00	0.00
AGRICULTURAL	3432.13	0.00	0.00
RESALE	8499.17	0.00	0.00
PRIVATE FIRE	0.00	0.00	0.00
CHURCH	0.00	0.00	0.00
TOTAL	122857.37	0.00	0.00

CONSUMPTION	WATER
RESIDENTIAL	63581
COMMERCIAL	32742
INDUSTRIAL	217108
PUBLIC AUTH.	0
EDUCATIONAL	1984
AGRICULTURAL	5426
RESALE	42581
PRIVATE FIRE	0
CHURCH	0
TOTAL	363422

CUSTOMER COUNT	WATER
RESIDENTIAL	1600
COMMERCIAL	96
INDUSTRIAL	5
PUBLIC AUTH.	1
EDUCATIONAL	3
AGRICULTURAL	20
RESALE	1
PRIVATE FIRE	0
CHURCH	0
TOTAL	1726

Inialo

xzbillsu PAGE NO. 1
11/16/2015 09:26:36

BILLING SUMMARY REPORT

TOTAL WATER BILLED	229.03	TOTAL BILLED - ALL SERVICES	245.08
TOTAL WATER TAXABLE	229.03	TOTAL TAX BILLED (ALL CHARGES)	16.05
TOTAL WATER TAX BILLED	16.05		
TOTAL WATER CUSTOMERS TAXABLE	10	TOTAL HYDRA CHARGES	0.00
TOTAL WATER NON-TAXABLE	0.00	TOTAL SPRIN CHARGES	0.00
TOTAL WATER CUSTOMERS NON-TAXABLE	0		
TOTAL WATER MISC CHARGES	0.00		

AVERAGE BILL	24.5080		
		NORMAL WATER	229.03
		WATER TRACKING	0.00

CHARGES	WATER	WATER TRACK FACT	WASTEWATER TRACK FACT
RESIDENTIAL	229.03	0.00	0.00
COMMERCIAL	0.00	0.00	0.00
INDUSTRIAL	0.00	0.00	0.00
PUBLIC AUTH.	0.00	0.00	0.00
EDUCATIONAL	0.00	0.00	0.00
AGRICULTURAL	0.00	0.00	0.00
RESALE	0.00	0.00	0.00
PRIVATE FIRE	0.00	0.00	0.00
CHURCH	0.00	0.00	0.00
TOTAL	229.03	0.00	0.00

CONSUMPTION	WATER
RESIDENTIAL	192
COMMERCIAL	0
INDUSTRIAL	0
PUBLIC AUTH.	0
EDUCATIONAL	0
AGRICULTURAL	0
RESALE	0
PRIVATE FIRE	0
CHURCH	0
TOTAL	192

CUSTOMER COUNT	WATER
RESIDENTIAL	10
COMMERCIAL	0
INDUSTRIAL	0
PUBLIC AUTH.	0
EDUCATIONAL	0
AGRICULTURAL	0
RESALE	0
PRIVATE FIRE	0
CHURCH	0
TOTAL	10