

November 16, 2011

Ms. Brenda A. Howe
Secretary to the Commission
Indiana Utility Regulatory Commission
101 W. Washington St., Ste. 1500 East
Indianapolis, IN 46204

RECEIVED
NOV 21 2011
INDIANA UTILITY
REGULATORY COMMISSION

RE: B&B Water Project, Inc.
Fourteen-Day Filing for Simultaneous Revision to Wholesale Water Cost
Tracking Factor Pursuant to IC 8-1-2-61.6

Dear Ms. Howe:

This filing is being made on behalf of the B&B Water Project, Inc. ("B&B Water") under the Commission's Thirty-Day Administrative Filing Procedures and Guidelines pursuant to 170 IAC 1-6-1, et seq., and IC 8-1-2-61.6. B&B Water's wholesale water supplier, Bloomington Municipal Water Utility ("Bloomington"), has requested a rate increase for its wholesale rates under IURC Cause No. 43939. The purpose of this Fourteen-Day Filing is to request a revision to the current Wholesale Water Tracking Rate included in Appendix A to B&B Water's current tariff, simultaneously with the approval of Bloomington's rate request. Please find enclosed as Exhibit 1 an original and three (3) copies of the filing, including revisions to B&B Water's Tariff for Water Service reflecting the proposed changes, and work papers showing the current proposed wholesale water costs supporting the requested water tracking rate.


B&B Water affirms that it is providing notice pursuant to 170 IAC 1-6-6. Specifically, a notice regarding the filing is attached hereto as Exhibit 1.

The filing is an allowable request under 170 IAC 1-6-1, et seq., because it is a change in its wholesale water rate paid to Bloomington, is across-the-board, and does not reflect an increase by B&B Water other than in costs from its wholesale supplier.

Upon approval of the Tariff attached as Exhibit 1, please return two (2) file-marked and approved copies for our files.

My contact information is listed below if any questions concerning this submission.

Sincerely,


William J. Koch, Treasurer
812-332-8537
B&B Water Project, Inc.

cc: Office of the Utility Consumer Counselor

B&B WATER PROJECT, INC.
4313 NORTH FORBES
Bloomington, IN 47408

APPENDIX A

Water Tracking Adjustment - The Water tracking factor set forth in this schedule is applicable where clearly denoted on other rate schedules and shall be occasioned solely by changes in the wholesale cost of water, in accordance with 170 IAC 6-5-1.

Water Tracking Rate: \$ 1.54 per 1,000 gallons*

* Inclusive of separate tracking factors.

\$ 0.09	per 1,000 gallons approved	January 12, 1994
\$ 0.10	per 1,000 gallons approved	May 31, 1995
\$ 0.10	per 1,000 gallons approved	November 1, 2000
\$ 0.15	per 1,000 gallons approved	May, 2002
\$ 0.21	per 1,000 gallons approved	April 6, 2006
\$ 0.31	per 1,000 gallons approved	March 2, 2011
<u>\$ 0.96</u>	Subtotal	
<u>\$ 0.58</u>	per 1,000 gallons approved	
<u>\$ 1.54</u>	Gross Water Tracking Rate	

B&B WATER PROJECT, INC.
4313 NORTH FORBES
Bloomington, IN 47408

APPENDIX A

Water Tracking Adjustment - The Water tracking factor set forth in this schedule is applicable where clearly denoted on other rate schedules and shall be occasioned solely by changes in the wholesale cost of water, in accordance with 170 IAC 6-5-1.

Water Tracking Rate: \$ 1.54 per 1,000 gallons*

* Inclusive of separate tracking factors.

\$ 0.09 per 1,000 gallons approved	January 12, 1994
\$ 0.10 per 1,000 gallons approved	May 31, 1995
\$ 0.10 per 1,000 gallons approved	November 1, 2000
\$ 0.15 per 1,000 gallons approved	May, 2002
\$ 0.21 per 1,000 gallons approved	April 6, 2006
\$ 0.31 per 1,000 gallons approved	March 2, 2011
<u>\$ 0.96</u> Subtotal	
<u>\$ 0.58</u> per 1,000 gallons approved	
<u>\$ 1.54</u> Gross Water Tracking Rate	

B&B WATER PROJECT, INC.
4313 NORTH FORBES
Bloomington, IN 47408

APPENDIX A

Water Tracking Adjustment - The Water tracking factor set forth in this schedule is applicable where clearly denoted on other rate schedules and shall be occasioned solely by changes in the wholesale cost of water, in accordance with 170 IAC 6-5-1.

Water Tracking Rate: \$ 1.54 per 1,000 gallons*

* Inclusive of separate tracking factors.

\$ 0.09	per 1,000 gallons approved	January 12, 1994
\$ 0.10	per 1,000 gallons approved	May 31, 1995
\$ 0.10	per 1,000 gallons approved	November 1, 2000
\$ 0.15	per 1,000 gallons approved	May, 2002
\$ 0.21	per 1,000 gallons approved	April 6, 2006
\$ 0.31	per 1,000 gallons approved	March 2, 2011
<u>\$ 0.96</u>	Subtotal	
<u>\$ 0.58</u>	per 1,000 gallons approved	
<u><u>\$ 1.54</u></u>	Gross Water Tracking Rate	

B&B WATER PROJECT, INC.
4313 NORTH FORBES
Bloomington, IN 47408

APPENDIX A

Water Tracking Adjustment - The Water tracking factor set forth in this schedule is applicable where clearly denoted on other rate schedules and shall be occasioned solely by changes in the wholesale cost of water, in accordance with 170 IAC 6-5-1.

Water Tracking Rate: \$ 1.54 per 1,000 gallons*

* Inclusive of separate tracking factors.

\$ 0.09	per 1,000 gallons approved	January 12, 1994
\$ 0.10	per 1,000 gallons approved	May 31, 1995
\$ 0.10	per 1,000 gallons approved	November 1, 2000
\$ 0.15	per 1,000 gallons approved	May, 2002
\$ 0.21	per 1,000 gallons approved	April 6, 2006
\$ 0.31	per 1,000 gallons approved	March 2, 2011
<u>\$ 0.96</u>	Subtotal	
<u>\$ 0.58</u>	per 1,000 gallons approved	
<u>\$ 1.54</u>	Gross Water Tracking Rate	


VERIFIED STATEMENT IN SUPPORT OF TARIFF CHANGE

TO THE INDIANA UTILITY REGULATORY COMMISSION

1. B&B Water Project Inc under and pursuant to Indiana code chapter 8-1-2, as amended, hereby file with the Indiana Utility Regulatory Commission, an increase in its schedule of rates for water sold in the amount of \$.58 per 1,000 gals.

2. The accompanying tariff changes are based solely upon the changes in the cost of water purchased by this utility computed in accordance with 170 IAC 6-5.

3. All of the matters and facts stated herein and in the attached exhibits are true and correct. The rate changes shall take effect for the next practical consumption period following final approval by the Commission.




William J Koch

Treasurer

STATE OF INDIANA


COUNTY OF MONROE

William J Koch personally appeared before me, a Notary Public in and for said County and State, this 16th day of November, 2011, who after having been duly sworn according to law, stated that he is an officer of Van Buren Water, Inc.; that he has read the matters and facts stated above and in all exhibits attached hereto and that the same are true; and that he is duly authorized to execute this instrument for and on behalf of Applicant herein.



Notary Public
Todd Carpenter

My Commission expires: April 30, 2016



SCHEDULE OF WATER PURCHASES AND SALES		
(1)	(2)	(3)
Month/Year	Gal./cu. Ft. Purchased from Supplier	Gal./cu. Ft. Sold to Customer
Nov-10	10,290,000	7,206,000
Dec-10	12,150,000	7,842,000
Jan-11	11,205,000	7,247,000
Feb-11	10,539,000	6,902,000
Mar-11	9,255,000	6,188,000
Apr-11	10,535,000	6,193,000
May-11	8,835,000	5,962,610
Jun-11	10,490,000	8,589,050
Jul-11	12,690,000	9,466,860
Aug-11	11,880,000	10,153,740
Sep-11	10,370,000	7,410,940
Oct-11	8,955,000	6,185,110
Totals	127,194,000	89,346,310

COMPUTATION OF CHANGE IN COST OF WHOLESALE WATER PURCHASED

Company Name B&B Water Project Inc

Phone Number 812-332-8537

Address: 4313 North Forbes Bloomington, IN 47408

Name of Wholesale Water Supplier(s) City of Bloomington

Effective Date of Rate/Supplier Change November 28, 2011

Based Upon Water Purchased for Twelve Months Ended October 31, 2011

Supplier's Rates			Annual Cost of Wholesale Water Purchased		
(1)	(2)	(3)	(4)	(5)	(6)
Rate Component	Immediately Prior to Change	Changed Rate	Purchased Water 1,000 gals. or 100 cu. ft.	At Rates Effective Immediately Prior to Change	At Changed Rate

Service Charge:

Meter Size:	\$	-	\$	-	-	\$	-	\$	-
-------------	----	---	----	---	---	----	---	----	---

Meter Size:	\$	-	\$	-	-	\$	-	\$	-
-------------	----	---	----	---	---	----	---	----	---

Volume Charge:

First	1,000	\$	1.58	\$	1.99	127,194	\$	200,967	\$	253,116
Next		\$	-	\$	-	-	\$	-	\$	-
Next		\$	-	\$	-	-	\$	-	\$	-
Next		\$	-	\$	-	-	\$	-	\$	-
Next		\$	-	\$	-	-	\$	-	\$	-
Next		\$	-	\$	-	-	\$	-	\$	-
All Over		\$	-	\$	-	-	\$	-	\$	-

Totals

127,194	\$	200,967	\$	253,116
---------	----	---------	----	---------

COMPUTATION OF WATER TRACKING FACTOR		
1. Cost of Purchases from Exhibit 3, Column 6	New Costs	\$ 253,116
2. Cost of Purchases from Exhibit 3, Column 5	Prior Costs	\$ 200,967
3. Increase Purchased Water Costs: (1) - (2)		\$ 52,149
4. Increase in Utility Receipts Tax and Other Similar Revenue Based Tax Charges @ _____ % (See footnote A)		
5. Increased Revenue Requirements: (3) + (4)		\$ 52,149
6. Total Metered Water Sold: (in 1,000 Gals. or cu. ft.) From Exhibit 2, Column (3)		\$ 89,346
Tracking Factor: (5) ÷ (6)		\$ 0.58

A - Utility Receipts Tax only applies to municipal and investor-owned water utilities.

LEGAL NOTICE OF FILING FOR A CHANGE IN WATER RATES BY

B&B Water Project, Inc.

Notice is hereby given that on November 16, 2011, B&B Water Project, Inc., under and pursuant to the Public Service Commission Act, as amended, has filed with the Indiana Utility Regulatory Commission an increase in the schedule of rates and charges for water sold by its water utility in the amount of a \$.58 per 1,000 gals. wholesale water cost tracker.

The changes in the schedule of rates and charges submitted to the Commission are based solely upon the change in the cost of water purchased by this utility from City of Bloomington. The rate charges shall apply for the next practical consumption period following final approval by the Commission in accordance with IC § 8-1-2-42.

This is a wholesale water cost tracker that is applicable to all class of customers. Objections can be made to the Secretary of the Commission: IURC, 101 W. Washington St., Ste. 1500E, Indianapolis, IN 46204 and the Office of Utility Consumer Counselor (OUCC): OUCC, 115 W. Washington St., Ste. 1500S, Indianapolis, IN 46204 or at 1-888-441-2494.


William J Koch

Treasurer

Worksheet to calculate Proposed Water Rates and Charges

Metered User Block Shcedule			Current Monthly Rate	\$1.54 Current Tracker Rate	
First	3,000	gallons per month	\$4.59	\$1.54	\$6.13
Next	3,000	gallons per month	\$3.91	1.54	\$5.45
Next	4,000	gallons per month	\$3.39	1.54	\$4.93
Next	10,000	gallons per month	\$2.98	1.54	\$4.52
Next	30,000	gallons per month	\$2.56	1.54	\$4.10
Over	50,000	gallons per month	\$2.24	1.54	\$3.78

Metered User Minimum Schedule

Each user shall pay a minimum monthly charge based upon the size of the meter installed,
for which the user will be entitled to the quantity of water set out below:

Meter Size	Units Per Month	Allowable Gallons Per Month	Minimum Rate Per Month	11/28/2011 Customer Current Monthly Charge	
5/8" or 3/4"	3	3,000 gallons per month	\$13.77	4.62	\$18.39
1"	8	7,500 gallons per month	\$30.59	11.55	\$42.14
1 1/4"	12	12,000 gallons per month	\$45.02	18.48	\$63.50
1 1/2"	15	15,000 gallons per month	\$53.96	23.10	\$77.06
2"	24	24,000 gallons per month	\$79.10	36.96	\$116.06
3"	45	45,000 gallons per month	\$132.86	69.30	\$202.16
4"	75	75,000 gallons per month	\$201.66	115.50	\$317.16
6"	150	150,000 gallons per month	\$369.66	231.00	\$600.66

APPROVED BY
CONFERENCE MINUTES

MAR 02 2011

INDIANA UTILITY
REGULATORY COMMISSIONB&B WATER PROJECT, INC.
4313 NORTH FORBES
BLOOMINGTON, IN 47408

APPENDIX A

Water Tracking Adjustment —The water-tracking factor set forth in this schedule is applicable where clearly denoted on other rate schedules and shall be occasioned solely by changes in the wholesale cost of water, in accordance with 170 IAC 6-5-1

Water tracking rate—————\$0.96 per 1,000 gallons*

*Inclusive of the following separate tracking factors:

\$.09 per 1,000 gallons approved January 12, 1994

\$.10 per 1,000 gallons approved May 31, 1995

\$.10 per 1,000 gallons approved November 1, 2000

\$.15 per 1,000 gallons approved May, 2002

\$.21 per 1,000 gallons approved April 6, 2006

\$.31 per 1,000 gallons approved _____\$.96 Gross Water Tracking Rate
$$\begin{array}{r} 96 \\ 31 \\ \hline 65 \end{array}$$

B & B WATER PROJECT, INC.
1101 South State Road 446
Bloomington, Indiana 47401

Page 1 of 2

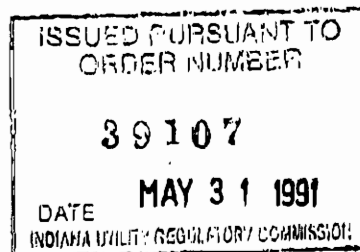
SCHEDULE OF WATER RATES AND CHARGES
(Pursuant to IURC Order in Cause No. 39107
approved May 22, 1991.)

(A) Metered User Block Schedule

For use of and service rendered by the waterworks system of the Corporation, based upon the use of water supplied by said waterworks system:

Monthly Water Usage

First 3,000 gallons
Next 3,000 gallons
Next 4,000 gallons
Next 10,000 gallons
Next 30,000 gallons
All over 50,000 gallons



Monthly Rate Per 1,000 Gallons

\$ 4.59 ✓
3.91 ✓
3.39 ✓
2.98 ✓
2.56 ✓
2.24 ✓

min Prop.
5.24 6.32

(B) Metered User Minimum Schedule

Each user shall pay a minimum charge in accordance with the following applicable size of meter installed, for which the user will be entitled to the quantity of water set out in the above schedule of rates.

Minimum Charges

Gallons Allowed For Minimum

Per Month

5/8 or 3/4 inch meter	3,000	\$ 13.77 ✓	min 15.22 19.9
1 inch meter	7,500	30.59 ✓	
1 1/4 inch meter	12,000	45.02 ✓	
1 1/2 inch meter	15,000	53.96 ✓	
2 inch meter	24,000	79.10 ✓	
3 inch meter	45,000	132.86 ✓	
4 inch meter	75,000	201.66 ✓	
6 inch meter	150,000	369.66 ✓	

SUPERCEDED

JAN 12 1994

INDIANA UTILITY REGULATORY COMMISSION
ENGINEERING DIVISION

(Continued on next page)

B&B WATER PROJECT, INC
4313 NORTH FORBES
BLOOMINGTON, IN 47408

APPENDIX A
[As Proposed February 2006]

Water Tracking Adjustment----The water-tracking factor set forth in this schedule is applicable where clearly denoted on other rate schedules and shall be occasioned solely by changes in the wholesale cost of water, in accordance with 170 IAC 6-5-1.

Water tracking rate-----\$.65 per 1,000 gallons*

*Inclusive of the following separate tracking factors:

\$.09 per 1,000 gallons approved January 12, 1994
\$.10 per 1,000 gallons approved May 31, 1995
\$.10 per 1,000 gallons approved November 1, 2000
\$.15 per 1,000 gallons approved May, 2002
\$.21 per 1,000 gallons approved April 6, 2006

APPROVED
PER CONFERENCE MINUTES

APR 6 2006

Indiana Utility Regulatory Commission

RECEIVED

MAR 1 2006

INDIANA UTILITY REGULATORY COMMISSION
GAS/WATER/SEWER DIVISION

STATE • INDIANA



INDIANA UTILITY REGULATORY COMMISSION
302 W. WASHINGTON STREET, SUITE E-306
INDIANAPOLIS, INDIANA 46204-2764

<http://www.state.in.us/iurc/>
Office: (317) 232-2701
Facsimile: (317) 232-6758

April 6, 2006

Kevin M. Weldon
Attorney at Law
116 ½ S College Avenue, Suite 15
Bloomington IN 47404

Re: Water Tracker for B & B Water Project, Inc.

Dear Mr. Weldon:

The enclosed was approved in the Commission Conference on Thursday,
April 6, 2006.

Sincerely,

A handwritten signature in cursive script, appearing to read "Jerry L. Webb".

Jerry L. Webb
Director of Gas/Water/Sewer Division

JLW/bjm

Enclosure

BLOOMINGTON MUNICIPAL WATER UTILITY
Bloomington, Indiana

Schedule of Rates and Charges

Monthly usage charge applicable to Residential, Commercial, Governmental, Interdepartmental, Industrial, Indiana University - Master Metered, Indiana University - Non-Master Metered classes

<u>Category</u>	<u>Rates Per 1,000 Gallons</u>
Residential	\$ 2.14
Commercial, Governmental, Interdepartmental	1.81
Industrial	1.67
Indiana University - Master Metered	1.35
Indiana University - Non-Master Metered	1.81
Irrigation	1.96

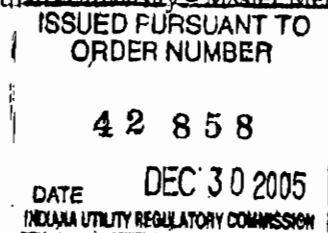
Monthly Service Charge, in Addition to Monthly Usage for the customer categories listed above

<u>Meter Size</u>	<u>Charge</u>	<u>Meter Size</u>	<u>Charge</u>
5/8"	\$ 3.38	3"	\$ 34.67
3/4"	4.50	4"	57.01
1"	6.06	6"	112.88
1 1/2"	10.53	8"	168.75
2"	15.00	10"	224.61

Monthly Surcharges for Fire Protection Service for the customer categories listed above excluding Indiana University - Master Metered

<u>Meter Size</u>	<u>Charge</u>		<u>Meter Size</u>	<u>Charge</u>	
	<u>Inside City</u>	<u>Outside City</u>		<u>Inside City</u>	<u>Outside City</u>
5/8"	\$ 1.12	\$ 1.88	3"	\$ 19.60	\$ 32.92
3/4"	1.68	2.82	4"	33.60	56.42
1"	2.80	4.71	6"	70.01	117.56
1 1/2"	5.60	9.40	8"	100.81	169.27
2"	8.96	15.05	10"	162.42	272.72

The monthly Fire Protection Charge for Indiana University - Master Metered accounts as a group shall be \$1,027.55.



RECEIVED

DEC 30 2005

Approved by the Indiana Utility Regulatory Commission
Cause No. 42858, Order dated November 22, 2005

BLOOMINGTON MUNICIPAL WATER UTILITY

Bloomington, Indiana

Schedule of Rates and Charges

Contract Sales for Resale

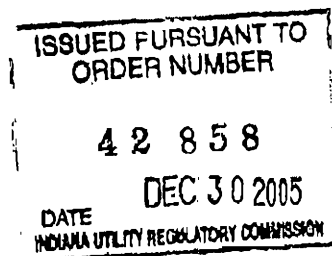
The rate for contract sales for resale shall be \$1.37 per one thousand gallons.

Contract Sales for Resale Monthly Service Charge in Addition to Monthly Usage Charge

<u>Meter Size</u>	<u>Charge</u>	<u>Meter Size</u>	<u>Charge</u>
5/8"	\$ 3.38	3"	\$ 34.67
3/4"	4.50	4"	57.01
1"	6.06	6"	112.88
1 1/2"	10.53	8"	168.75
2"	15.00	10"	224.61

Private fire connections per connection

<u>Line Size</u>	<u>Monthly</u>	<u>Annually</u>
4" and under	\$ 5.65	\$ 67.80
6"	15.69	188.28
8"	32.15	385.80
10"	56.31	675.72
12"	88.78	1,065.36



RECEIVED

DEC 30 2005

INDIANA UTILITY REGULATORY COMMISSION
OFFICE OF THE SECRETARYApproved by the Indiana Utility Regulatory Commission
Cause No. 42858, Order dated November 22, 2005

BLOOMINGTON MUNICIPAL WATER UTILITY

Bloomington, Indiana

Non-Recurring Charges

ISSUED PURSUANT TO
ORDER NUMBER

42858

DATE DEC 30 2005
INDIANA UTILITY REGULATORY COMMISSION

Description of Charge		Charges
1)	5/8 to 1" Connection	- with tap \$330.00
		- without tap \$280.00
2)	Greater than 1" Connection	Cost of connection but not less than charge for 5/8 to 1" connection
3)	Service Call	- During hours \$18.00
		- After hours \$54.00
4)	Bad Check Charge	\$25.00
5)	Late Payment Charge	3% of unpaid balance
This charge shall be paid only once and shall be based on the unpaid over-due balance.		
6)	Deposit	- Residential Not to exceed \$25.00
		- Commercial Not to exceed 1/6 of estimated annual bill

7) Meter Testing

The utility shall make a free test of the accuracy of a meter upon written request by a customer and a second free test may be requested twelve months subsequent to the first test. The fee for all meter tests requested within thirty-six months after the preceding test shall be \$39.00 if the meter is found not to be at fault.

8) Inspection Charge

All inspections of new mains during normal business hours shall be free of charge. All inspections of new mains during overtime hours shall be based on the amount of time required for the inspection.

9) Temporary Service \$10.00/week

\$10.00 minimum plus a deposit equal to the cost of the meter and a charge for the water used.

10) Extension of Service

Free if estimated 3-year revenue is greater than the construction cost. Actual cost if not.

11) Unauthorized Use of Hydrants

Cost of water figured at 8 hours of flow from hydrants.

RECEIVED

Approved by the Indiana Utility Regulatory Commission
Cause No. 42858, Order dated November 22, 2005

DEC 30 2005

FILED IN THE OFFICE OF THE CLERK
OF THE INDIANA UTILITY REGULATORY COMMISSION

BLOOMINGTON MUNICIPAL WATER UTILITY
Bloomington, Indiana

Schedule of Present and Proposed Rates and Charges

	Phase I Rates (1)	Proposed Phase II Rates (2)
<u>Monthly Usage Charge (per 1,000 gallons)</u>		
Residential	\$ 2.47	\$ 3.11
Commercial, Governmental, Interdepartmental	2.09	2.63
Industrial	1.93	2.43
Indiana University - Master Metered	1.56	1.97
Indiana University - Non-Master Metered	2.09	2.63
Irrigation	2.26	2.85
 <u>Contract Sales for Resale Monthly Usage Charge</u> <u>(per 1,000 gallons)</u>	 \$ 1.58	 \$ 1.99
 <u>Monthly Service Charge (in addition to</u> <u>Monthly Usage Charge)</u>		
5/8 inch meter	\$ 3.90	\$ 4.91
3/4 inch meter	5.20	6.55
1 inch meter	7.00	8.82
1 1/2 inch meter	12.16	15.32
2 inch meter	17.32	21.82
3 inch meter	40.03	50.43
4 inch meter	65.82	82.93
6 inch meter	130.32	164.19
8 inch meter	194.82	245.45
10 inch meter	259.31	326.70

(1) Reflects 15.45% rate increase as authorized by the IURC order in Cause No. 43939, dated March 2, 2011.

(2) Reflects 25.99% rate increase on Phase I rates as proposed by CBU.

BLOOMINGTON MUNICIPAL WATER UTILITY
Bloomington, Indiana

Schedule of Present and Proposed Rates and Charges (cont'd)

	Phase I Rates (1)	Proposed Phase II Rates (2)
<u>Monthly Public Fire Protection Charge - Inside City</u> <u>(excluding Indiana University - Master Metered)</u>		
5/8 inch meter	\$ 1.29	\$ 1.63
3/4 inch meter	1.94	2.44
1 inch meter	3.23	4.07
1 1/2 inch meter	6.47	8.15
2 inch meter	10.34	13.03
3 inch meter	22.63	28.51
4 inch meter	38.79	48.87
6 inch meter	80.83	101.84
8 inch meter	116.39	146.64
10 inch meter	187.51	236.24
<u>Monthly Public Fire Protection Charge - Outside City</u> <u>(excluding Indiana University - Master Metered)</u>		
5/8 inch meter	\$ 2.17	\$ 2.73
3/4 inch meter	3.26	4.11
1 inch meter	5.44	6.85
1 1/2 inch meter	10.85	13.67
2 inch meter	17.38	21.90
3 inch meter	38.01	47.89
4 inch meter	65.14	82.07
6 inch meter	135.72	170.99
8 inch meter	195.42	246.21
10 inch meter	314.86	396.69
<u>Monthly Fire Protection Charge -</u> <u>Indiana University - Master Metered</u>	\$1,186.31	\$ 1,494.63
<u>Monthly Private Fire Protection Charge (per connection)</u>		
4 inch line or smaller	\$ 6.52	\$ 8.21
6 inch line	18.11	22.82
8 inch line	37.12	46.77
10 inch line	65.01	81.91
12 inch line	102.50	129.14

(1) Reflects 15.45% rate increase as authorized by the IURC order in Cause No. 43939, dated March 2, 2011.

(2) Reflects 25.99% rate increase on Phase I rates as proposed by CBU.