

November 16, 2011

Ms. Brenda A. Howe
Secretary to the Commission
Indiana Utility Regulatory Commission
101 W. Washington St., Ste. 1500 East
Indianapolis, IN 46204

RECEIVED
NOV 17 2011
INDIANA UTILITY
REGULATORY COMMISSION

RE: Van Buren Water, Inc.
Fourteen-Day Filing for Simultaneous Revision to Wholesale Water Cost
Tracking Factor Pursuant to IC 8-1-2-61.6

Dear Ms. Howe:

This filing is being made on behalf of the Van Buren Water, Inc. ("Van Buren Water") under the Commission's Thirty-Day Administrative Filing Procedures and Guidelines pursuant to 170 IAC 1-6-1, et seq., and IC 8-1-2-61.6. Van Buren Water's wholesale water supplier, Bloomington Municipal Water Utility ("Bloomington"), has requested a rate increase for its wholesale rates under IURC Cause No. 43939. The purpose of this Fourteen-Day Filing is to request a revision to the current Wholesale Water Tracking Rate included in Appendix A to Van Buren Water's current tariff, simultaneously with the approval of Bloomington's rate request. Please find enclosed as Exhibit 1 an original and three (3) copies of the filing, including revisions to Van Buren Water's Tariff for Water Service reflecting the proposed changes, and work papers showing the current proposed wholesale water costs supporting the requested water tracking rate.


Van Buren Water affirms that it is providing notice pursuant to 170 IAC 1-6-6. Specifically, a notice regarding the filing is attached hereto as Exhibit 1.

The filing is an allowable request under 170 IAC 1-6-1, et seq., because it is a change in its wholesale water rate paid to Bloomington, is across-the-board, and does not reflect an increase by Van Buren Water other than in costs from its wholesale supplier.

Upon approval of the Tariff attached as Exhibit 1, please return two (2) file-marked and approved copies for our files.

My contact information is listed below if any questions concerning this submission.

Sincerely,


Lyle Powell, President
812-825-9760
Van Buren Water, Inc.

cc: Office of the Utility Consumer Counselor

Van Buren Water, Inc.
4385 W State Road 45
Bloomington, IN 47403

APPENDIX A

Water Tracking Adjustment - The Water tracking factor set forth in this schedule is applicable where clearly denoted on other rate schedules and shall be occasioned solely by changes in the wholesale cost of water, in accordance with 170 IAC 6-5-1.

Water Tracking Rate: \$ 0.45 per 1,000 gallons*

* Inclusive of separate tracking factors.

\$	0.45	per 1,000 gallons approved
\$	0.45	Gross Water Tracking Rate

RECEIVED
NOV 17 2011
INDIANA UTILITY
REGULATORY COMMISSION

Van Buren Water, Inc.
4385 W State Road 45
Bloomington, IN 47403

APPENDIX A

Water Tracking Adjustment - The Water tracking factor set forth in this schedule is applicable where clearly denoted on other rate schedules and shall be occasioned solely by changes in the wholesale cost of water, in accordance with 170 IAC 6-5-1.

Water Tracking Rate: \$ 0.45 per 1,000 gallons*

* Inclusive of separate tracking factors.

$$\begin{array}{r} \$ \quad 0.45 \text{ per 1,000 gallons approved} \\ \hline \$ \quad 0.45 \text{ Gross Water Tracking Rate} \end{array}$$

RECEIVED

NOV 17 2011

INDIANA UTILITY
REGULATORY COMMISSION

Van Buren Water, Inc.
4385 W State Road 45
Bloomington, IN 47403

APPENDIX A

Water Tracking Adjustment - The Water tracking factor set forth in this schedule is applicable where clearly denoted on other rate schedules and shall be occasioned solely by changes in the wholesale cost of water, in accordance with 170 IAC 6-5-1.

Water Tracking Rate: \$ 0.45 per 1,000 gallons*

* Inclusive of separate tracking factors.

\$	0.45	per 1,000 gallons approved
\$	0.45	Gross Water Tracking Rate

RECEIVED

NOV 17 2011

INDIANA UTILITY
REGULATORY COMMISSION

Van Buren Water, Inc.
4385 W State Road 45
Bloomington, IN 47403

APPENDIX A

Water Tracking Adjustment - The Water tracking factor set forth in this schedule is applicable where clearly denoted on other rate schedules and shall be occasioned solely by changes in the wholesale cost of water, in accordance with 170 IAC 6-5-1.

Water Tracking Rate: \$ 0.45 per 1,000 gallons*

* Inclusive of separate tracking factors.

\$	0.45	per 1,000 gallons approved
\$	0.45	Gross Water Tracking Rate

RECEIVED

NOV 17 2011

INDIANA UTILITY
REGULATORY COMMISSION

VERIFIED STATEMENT IN SUPPORT OF TARIFF CHANGE

TO THE INDIANA UTILITY REGULATORY COMMISSION

1. Van Buren Water Inc under and pursuant to Indiana code chapter 8-1-2, as amended, hereby file with the Indiana Utility Regulatory Commission, an increase in its schedule of rates for water sold in the amount of \$.45 per 1,000 gals.

2. The accompanying tariff changes are based solely upon the changes in the cost of water purchased by this utility computed in accordance with 170 IAC 6-5.

3. All of the matters and facts stated herein and in the attached exhibits are true and correct. The rate changes shall take effect for the next practical consumption period following final approval by the Commission.

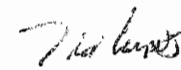


Lyle Powell
President

STATE OF INDIANA


COUNTY OF MONROE

Lyle Powell personally appeared before me, a Notary Public in and for said County and State, this 16th day of November, 2011, who after having been duly sworn according to law, stated that he is an officer of Van Buren Water, Inc.; that he has read the matters and facts stated above and in all exhibits attached hereto and that the same are true; and that he is duly authorized to execute this instrument for and on behalf of Applicant herein.



Notary Public
Todd Carpenter

My Commission expires: April 30, 2016



RECEIVED
NOV 17 2011
INDIANA UTILITY
REGULATORY COMMISSION

SCHEDULE OF WATER PURCHASES AND SALES		
(1)	(2)	(3)
Month/Year	Gal./cu. Ft. Purchased from Supplier	Gal./cu. Ft. Sold to Customer
Nov-10	12,771,000	10,933,310
Dec-10	9,485,000	10,065,010
Jan-11	10,375,000	10,103,710
Feb-11	10,145,000	9,694,750
Mar-11	9,910,000	7,593,940
Apr-11	10,069,000	9,042,490
May-11	10,252,000	9,341,620
Jun-11	12,884,000	11,404,460
Jul-11	13,255,000	9,437,240
Aug-11	13,038,000	13,074,250
Sep-11	11,966,000	11,773,080
Oct-11	10,550,000	9,732,750
Totals	134,700,000	122,196,610

RECEIVED

NO 720

INDIANA UTILITY
REGULATORY COMMISSION

COMPUTATION OF CHANGE IN COST OF WHOLESALE WATER PURCHASED

Company Name Van Buren Water Inc

Phone Number 812-825-9760

Address 4385 W State Road 45 Bloomington, IN 47403

Name of Wholesale Water Supplier(s) City of Bloomington

Effective Date of Rate/Supplier Change November 28, 2011

Based Upon Water Purchased for Twelve Months Ended October 31, 2011

Supplier's Rates			Annual Cost of Wholesale Water Purchased		
(1)	(2)	(3)	(4)	(5)	(6)
Rate Component	Immediately Prior to Change	Changed Rate	Purchased Water 1,000 gals. or 100 cu. ft.	At Rates Effective Immediately Prior to Change	At Changed Rate

Service Charge:

Meter Size:

Meter Size:

Volume Charge:

First	1,000	\$ 1.58	\$ 1.99	134,700	\$ 212,826	\$ 268,053
Next			\$ -		\$ -	\$ -
Next			\$ -		\$ -	\$ -
Next			\$ -		\$ -	\$ -
Next			\$ -		\$ -	\$ -
Next			\$ -		\$ -	\$ -
All Over			\$ -		\$ -	\$ -

Totals

134,700	\$ 212,826	\$ 268,053
---------	------------	------------

RECEIVED

NOV 17 2011

INDIANA UTILITY
REGULATORY COMMISSION

COMPUTATION OF WATER TRACKING FACTOR		
1. Cost of Purchases from Exhibit 3, Column 6	New Costs	\$ 268,053
2. Cost of Purchases from Exhibit 3, Column 5	Prior Costs	\$ 212,826
3. Increase Purchased Water Costs: (1) - (2)		\$ 55,227
4. Increase in Utility Receipts Tax and Other Similar Revenue Based Tax Charges @ _____ % (See footnote A)		
5. Increased Revenue Requirements: (3) + (4)		\$ 55,227
6. Total Metered Water Sold: (in 1,000 Gals. or cu. ft.) From Exhibit 2, Column (3)		\$ 122,196
Tracking Factor: (5) ÷ (6)		\$ 0.45

A - Utility Receipts Tax only applies to municipal and investor-owned water utilities.

RECEIVED

NOV 17 2011

INDIANA UTILITY
REGULATORY COMMISSION

LEGAL NOTICE OF FILING FOR A CHANGE IN WATER RATES BY
Van Buren Water, Inc.

Notice is hereby given that on November 16, 2011, Van Buren Water, Inc., under and pursuant to the Public Service Commission Act, as amended, has filed with the Indiana Utility Regulatory Commission an increase in the schedule of rates and charges for water sold by its water utility in the amount of a \$.45 per 1,000 gals. wholesale water cost tracker.

The changes in the schedule of rates and charges submitted to the Commission are based solely upon the change in the cost of water purchased by this utility from City of Bloomington. The rate charges shall apply for the next practical consumption period following final approval by the Commission in accordance with IC § 8-1-2-42.

This is a wholesale water cost tracker that is applicable to all class of customers. Objections can be made to the Secretary of the Commission: IURC, 101 W. Washington St., Ste. 1500E, Indianapolis, IN 46204 and the Office of Utility Consumer Counselor (OUCC): OUCC, 115 W. Washington St., Ste. 1500S, Indianapolis, IN 46204 or at 1-888-441-2494.



Lyle Powell

President

RECEIVED

NOV 17 2011

INDIANA UTILITY
REGULATORY COMMISSION

Worksheet to calculate Proposed Water Rates and Charges

"Quantity"			Current Rate	Tracker	Proposed Tracker	per 1,000 gallons Adjusted Rate	per "Quantity" Gallons
First	5,000	gallons per month	\$5.16	\$0.00	\$0.45	\$5.61	\$ 28.05
Next	5,000	gallons per month	\$4.55	\$0.00	\$0.45	\$5.00	\$ 25.00
Next	15,000	gallons per month	\$3.80	\$0.00	\$0.45	\$4.25	\$ 63.75
Over	25,000	gallons per month	\$3.04	\$0.00	\$0.45	\$3.49	\$ 87.25

	Minumum	Equiv Units	Current Rate	Customer Rate	Double Check Proposed Rate
5/8"	2,000	2	\$10.31	\$0.45 \$11.21	\$11.22
3/4"	5,000	5	\$25.78	\$0.45 \$28.03	\$28.05
1"	10,000	10	\$48.55	\$0.45 \$53.05	\$53.05
1 1/2"	25,000	25	\$105.55	\$0.45 \$116.80	\$ 116.80
2"	50,000	50	\$181.44	\$0.45 \$203.94	\$ 204.05

RECEIVED
NOV 17 2011
INDIANA UTILITY
REGULATORY COMMISSION

Worksheet to calculate Proposed Water Rates and Charges

"Quantity"			Current Rate	Tracker	Proposed Tracker	per 1,000 gallons Adjusted Rate	per "Quantity" Gallons
First	5,000	gallons per month	\$5.16	\$0.00	\$0.45	\$5.61	\$ 28.05
Next	5,000	gallons per month	\$4.55	\$0.00	\$0.45	\$5.00	\$ 25.00
Next	15,000	gallons per month	\$3.80	\$0.00	\$0.45	\$4.25	\$ 63.75
Over	25,000	gallons per month	\$3.04	\$0.00	\$0.45	\$3.49	\$ 87.25

11/28/2011

	Minumum	Equiv Units	Current Rate	Customer Rate	Double Check Proposed Rate
5/8"	2,000	2	\$10.31	\$0.45	\$11.21 \$11.22
3/4"	5,000	5	\$25.78	\$0.45	\$28.03 \$28.05
1"	10,000	10	\$48.55	\$0.45	\$53.05 \$53.05
1 1/2"	25,000	25	\$105.55	\$0.45	\$116.80 \$ 116.80
2"	50,000	50	\$181.44	\$0.45	\$203.94 \$ 204.05

RECEIVED
NOV 17 2011
INDIANA UTILITY
REGULATORY COMMISSION

TARIFF

Van Buren Water, Inc.
Bloomington, IN

EFFECTIVE**MAR 07 2011**

INDIANA UTILITY
REGULATORY COMMISSION

SCHEDULE OF WATER RATES AND CHARGES**a) Metered Use Block Schedule**

For use of and services rendered by Van Buren Water, Inc., the following rates and charges,
based on the use of water supplied:

<u>Consumption Per Month</u>		<u>Rate Per 1,000 Gallons</u>
First	5,000 gallons per month	\$5.16 per 1,000 gallons
Next	5,000 gallons per month	\$4.55 per 1,000 gallons
Next	15,000 gallons per month	\$3.80 per 1,000 gallons
Over	25,000 gallons per month	\$3.04 per 1,000 gallons

b) Metered User Minimum Schedule

Each user shall pay a minimum monthly charge based upon the size of the meter installed,
for which the user will be entitled to the quantity of water set out below:

<u>Meter Size</u>	<u>Allowable Gallons Per Month</u>	<u>Minimum Rate Per Month</u>
5/8"	2,000 gallons per month	\$10.31
3/4"	5,000 gallons per month	\$25.78
1"	10,000 gallons per month	\$48.55
1 1/2"	25,000 gallons per month	\$105.55
2"	50,000 gallons per month	\$181.44

ISSUED PURSUANT TO**43948-U**

Date _____
Indiana Utility Regulatory Commission

MAR 02 2011**RECEIVED****NOV 17 2011**

INDIANA UTILITY
REGULATORY COMMISSION

BLOOMINGTON MUNICIPAL WATER UTILITY
Bloomington, Indiana

Schedule of Present and Proposed Rates and Charges

	Phase I Rates (1)	Proposed Phase II Rates (2)
<u>Monthly Usage Charge (per 1,000 gallons)</u>		
• Residential	\$ 2.47	\$ 3.11
Commercial, Governmental, Interdepartmental	2.09	2.63
Industrial	1.93	2.43
Indiana University - Master Metered	1.56	1.97
Indiana University - Non-Master Metered	2.09	2.63
Irrigation	2.26	2.85
 <u>Contract Sales for Resale Monthly Usage Charge (per 1,000 gallons)</u>	 \$ 1.58	 \$ 1.99
 <u>Monthly Service Charge (in addition to Monthly Usage Charge)</u>		
5/8 inch meter	\$ 3.90	\$ 4.91
3/4 inch meter	5.20	6.55
1 inch meter	7.00	8.82
1 1/2 inch meter	12.16	15.32
2 inch meter	17.32	21.82
3 inch meter	40.03	50.43
4 inch meter	65.82	82.93
6 inch meter	130.32	164.19
8 inch meter	194.82	245.45
10 inch meter	259.31	326.70

(1) Reflects 15.45% rate increase as authorized by the IURC order in Cause No. 43939, dated March 2, 2011.

(2) Reflects 25.99% rate increase on Phase I rates as proposed by CBU.

RECEIVED
NOV 17 2011
INDIANA UTILITY
REGULATORY COMMISSION

BLOOMINGTON MUNICIPAL WATER UTILITY
Bloomington, Indiana

Schedule of Present and Proposed Rates and Charges

	Phase I Rates (1)	Proposed Phase II Rates (2)
<u>Monthly Usage Charge (per 1,000 gallons)</u>		
• Residential	\$ 2.47	\$ 3.11
Commercial, Governmental, Interdepartmental	2.09	2.63
Industrial	1.93	2.43
Indiana University - Master Metered	1.56	1.97
Indiana University - Non-Master Metered	2.09	2.63
Irrigation	2.26	2.85
 <u>Contract Sales for Resale Monthly Usage Charge (per 1,000 gallons)</u>	 \$ 1.58	 \$ 1.99
 <u>Monthly Service Charge (in addition to Monthly Usage Charge)</u>		
5/8 inch meter	\$ 3.90	\$ 4.91
3/4 inch meter	5.20	6.55
1 inch meter	7.00	8.82
1 1/2 inch meter	12.16	15.32
2 inch meter	17.32	21.82
3 inch meter	40.03	50.43
4 inch meter	65.82	82.93
6 inch meter	130.32	164.19
8 inch meter	194.82	245.45
10 inch meter	259.31	326.70

(1) Reflects 15.45% rate increase as authorized by the IURC order in Cause No. 43939, dated March 2, 2011.

(2) Reflects 25.99% rate increase on Phase I rates as proposed by CBU.

RECEIVED
NOV 17 2011
INDIANA UTILITY
REGULATORY COMMISSION