

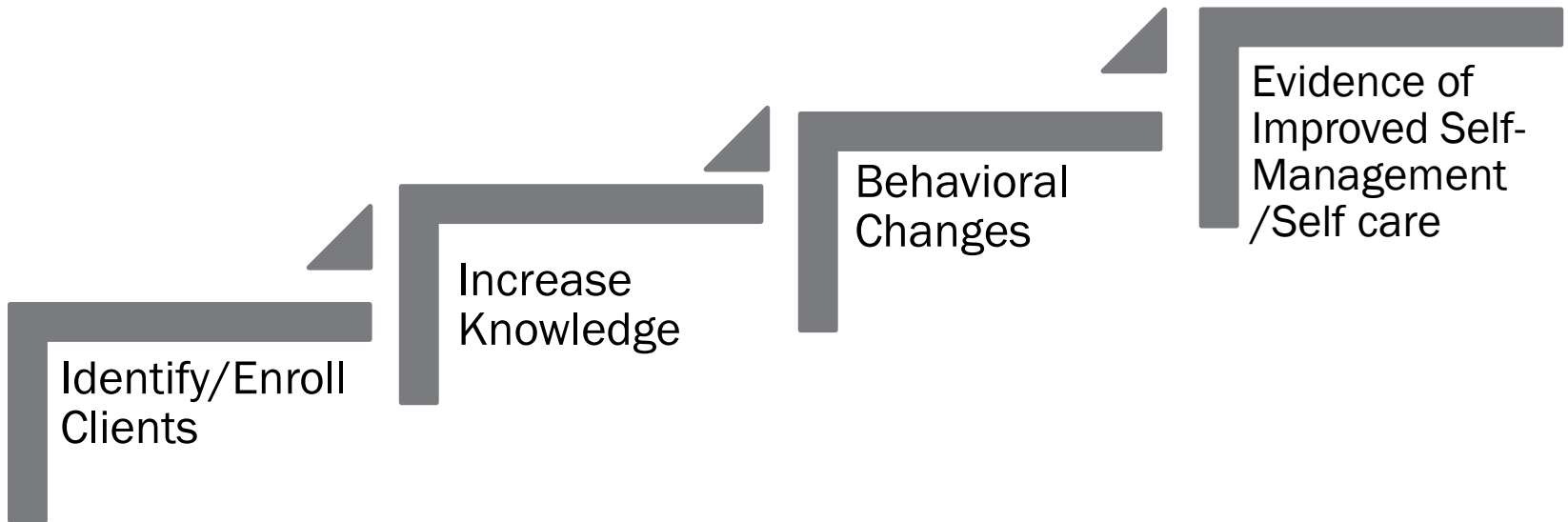
Memorial  
Hospital of South Bend®

 BEACON HEALTH SYSTEM™ *Care Partner*

# HEALTHY DIABETICS PROGRAM

# MEMORIAL HEALTHY DIABETICS

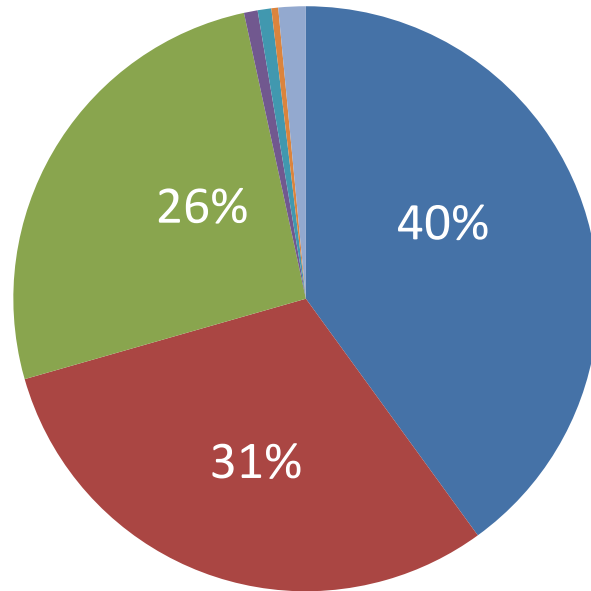
**AIM:** To offer culturally and linguistically appropriate diabetes intervention to Medicaid and Uninsured members of our community to enable clients to self-manage (self care) their disease and its complications.



# ACTIVE CLIENTS

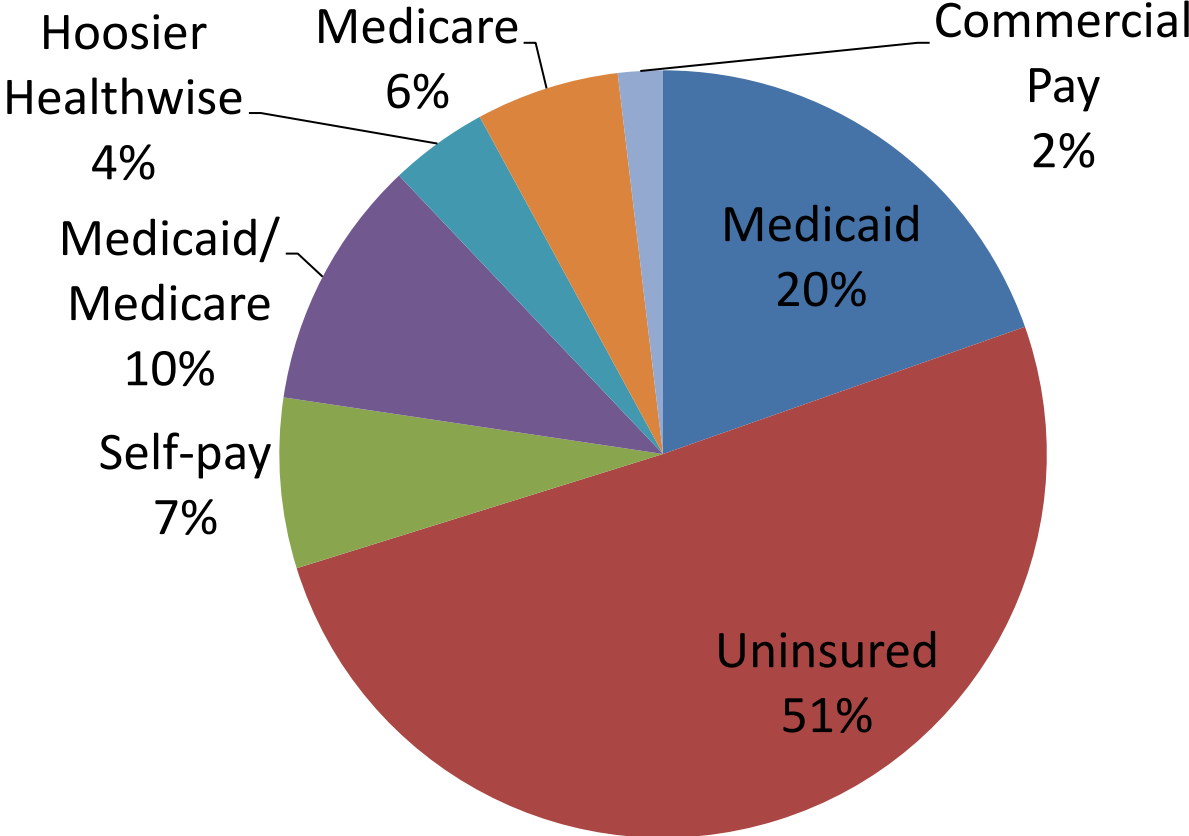
<u>Month</u>	<u>New Client</u>	<u>ER</u>	<u>Hospital</u>	<u>Memorial Medical Groups</u>	<u>Self-referral</u>	<u>Other Referral</u>
Sept 2012- June 2013	230	26	34	104	3	63
July 2013	35	6	6	10	0	13
TOTAL	265	32	40	114	3	76

# DEMOGRAPHICS



- African American
- Caucasian
- Hispanic
- Asian
- Pacific Islander
- American Indian
- Unknown

# PAYER MIX



# DECREASED ER USAGE

	TOTAL # PEOPLE	TOTAL # VISITS	TOTAL CHARGES
Pre-Program ER Use (12 month history per person)	52	90	\$664,778.90
Post-Program ER Use 9/1/12-6/30/13	19	31	\$138,992.00
<b>TOTAL CHANGE</b>	<b>-33</b>	<b>-59</b>	<b>-\$525,786.90</b>

# PRIMARY CARE PHYSICIAN REFERRALS

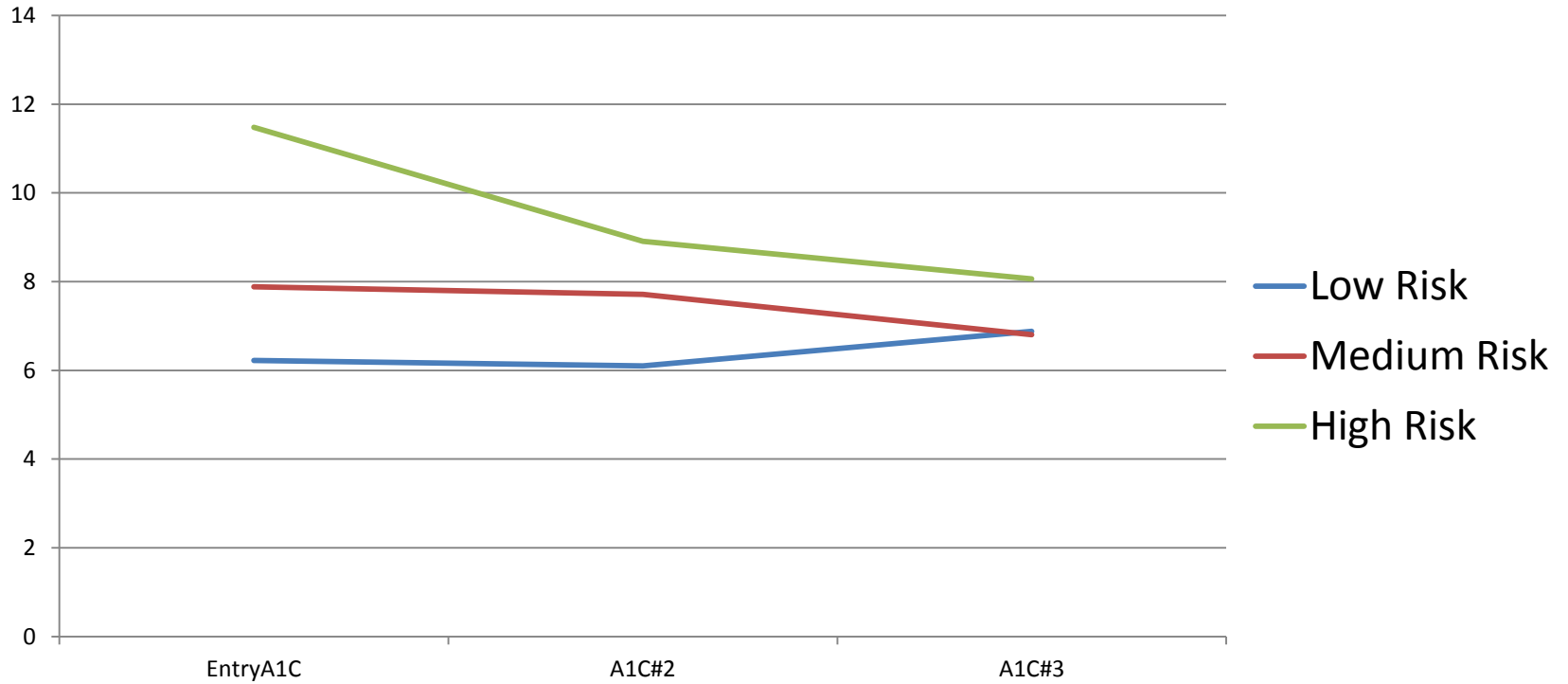
Total Active Clients	# without PCP at initial visit	# without PCP 7-31-13
n=265	n=17	n=2

# IMPROVED A1C LEVELS

A1C Tests	Active Clients	Low Risk 5.0-6.9	Medium Risk 7.0-8.9	High Risk 9.0+
Entry Level	n=260	n=68, 26.2%	n=74, 28.5%	n=118, 45.4%
1st A1C in program	n=144	n=58, 49.3%	n=54, 37.5%	n=32, 22.2%
2 <sup>nd</sup> A1C in program	n=66	n=34, 51.5%	n=24, 36.4%	n=8, 12.1%
3 <sup>rd</sup> A1C in program	n=22	n=11, 50%	n=9, 40.9%	n=2, 9.1%



# AVERAGE A1C LEVELS OVER TIME



# WHAT WE DO

1. Orientation
2. Educational programs and exercise
3. Case Management
4. PCP Visits
5. Home visits

Thank you Chuck and Nazareth

