


PROJECT	DESIGNATION
1298633	1298633
CONTRACT	
R-41258	

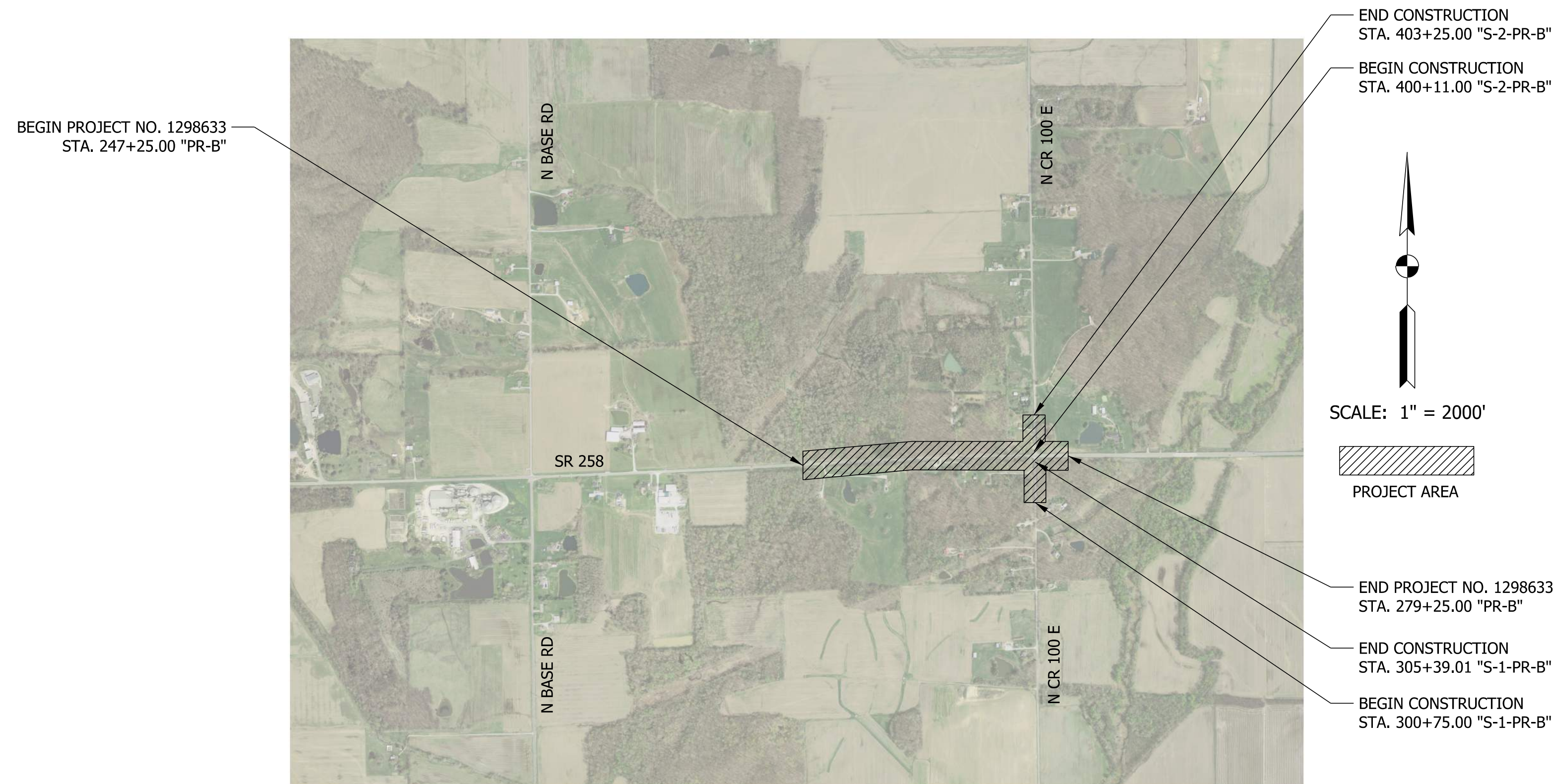
# INDIANA DEPARTMENT OF TRANSPORTATION



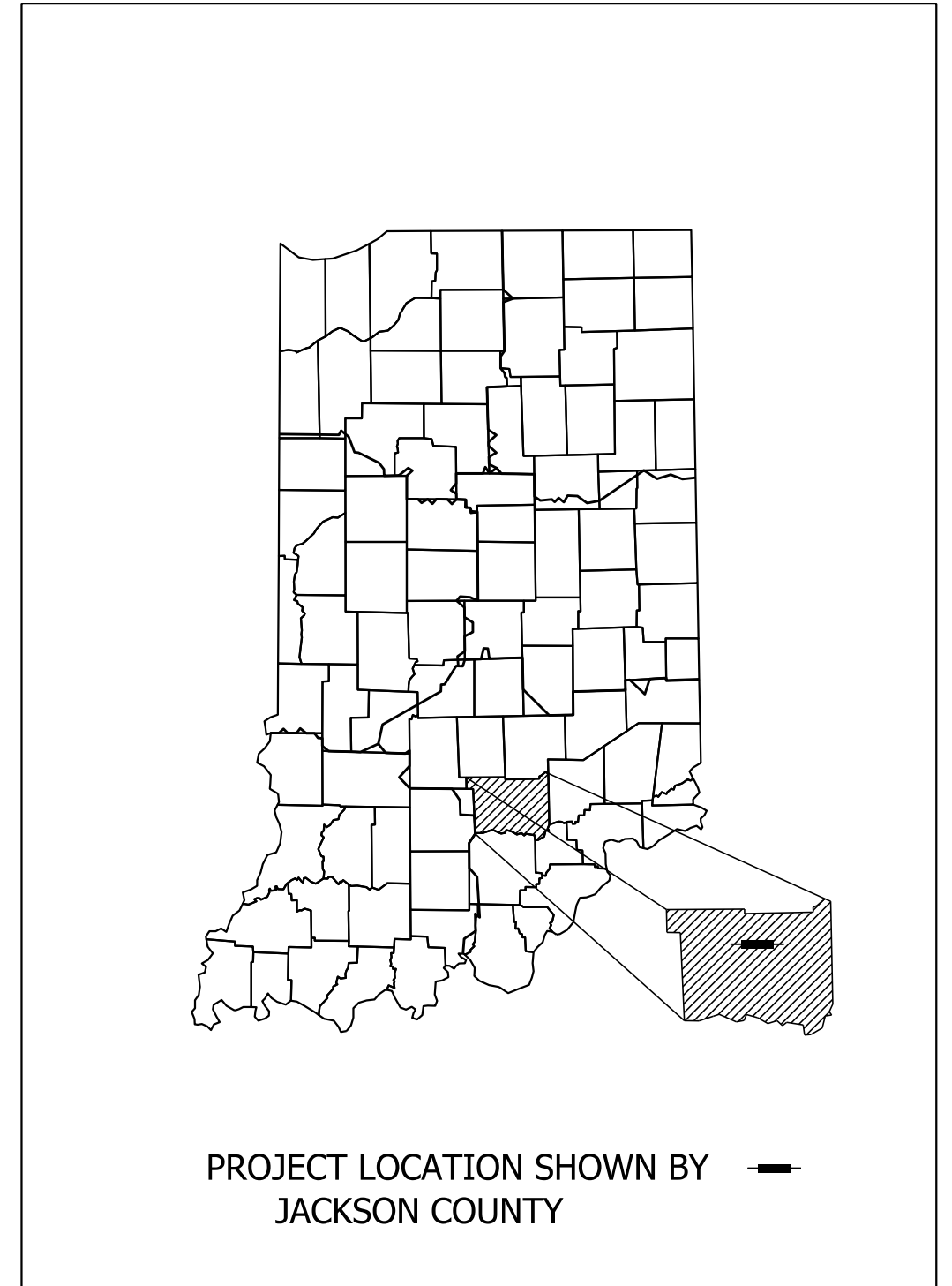
## ROAD PLANS

ROUTE: SR 258 FROM: RP 4+0.48 TO: RP 5+0.22  
 PROJECT NO. 1298633 P.E.  
 1298633 R/W  
 1298633 CONST.

Sight Distance Improvement on SR 258  
 From Approx. 0.55 miles west of N CR 100 E to Approx. 500 feet east of N CR 100 E  
 In Sections 1 and 12, T6N, R4E and Sections 6 and 7, T6N, R5E, Hamilton Township, Jackson County, Indiana



<b>TRAFFIC DATA</b>		<b>SR 258</b>
A.A.D.T. (2024)		2,235 V.P.D.
A.A.D.T. (2044)		2,730 V.P.D.
D.H.V (2044)		273 V.P.H.
DIRECTIONAL DISTRIBUTION		50 %
TRUCKS		14 % A.A.D.T. 14 % D.H.V.
<b>DESIGN DATA</b>		<b>SR 258</b>
DESIGN SPEED		55 M.P.H.
PROJECT DESIGN CRITERIA		3R (NON-FREEWAY)
FUNCTIONAL CLASSIFICATION		STATE COLLECTOR
RURAL/URBAN		RURAL
TERRAIN		ROLLING
ACCESS CONTROL		NONE



LATITUDE: 38°58'45" LONGITUDE: 86°01'30"

GROSS LENGTH:	0.6060 MI.
NET LENGTH:	0.6060 MI.
MAX. GRADE:	7.52% %

PRELIMINARY PLANS  
 OCTOBER 2022

INDIANA DEPARTMENT OF TRANSPORTATION  
 STANDARD SPECIFICATIONS DATED 2022  
 TO BE USED WITH THESE PLANS

Plot: \$PLOT\_DATES

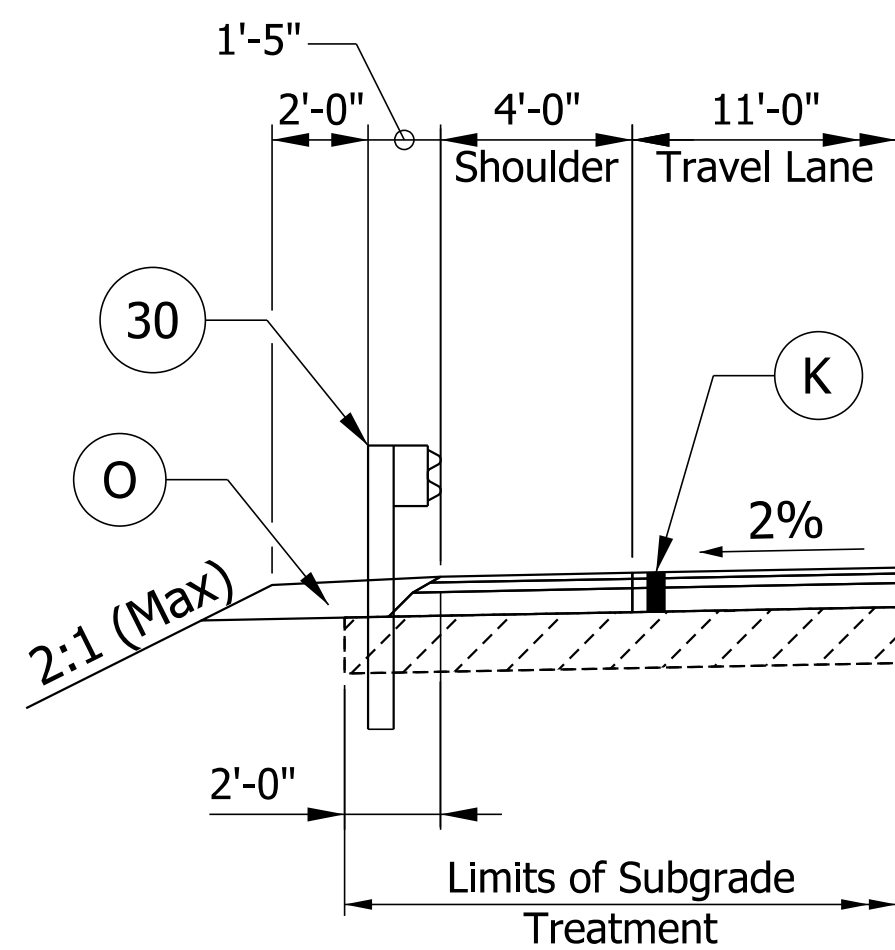
**CMT** Engineers and Consultants  
 Copyright CMT, Inc.  
 8790 PURDUE ROAD  
 INDIANAPOLIS, IN 46268-6128  
 PHONE: (317) 298-4500

**NOT FOR CONSTRUCTION**

PLANS PREPARED BY: CRAWFORD, MURPHY & TILLY INC. (317) 298-4500 PHONE NUMBER  
 CERTIFIED BY: \_\_\_\_\_ 10/4/2022 DATE  
 APPROVED FOR LETTING: \_\_\_\_\_ INDIANA DEPARTMENT OF TRANSPORTATION DATE

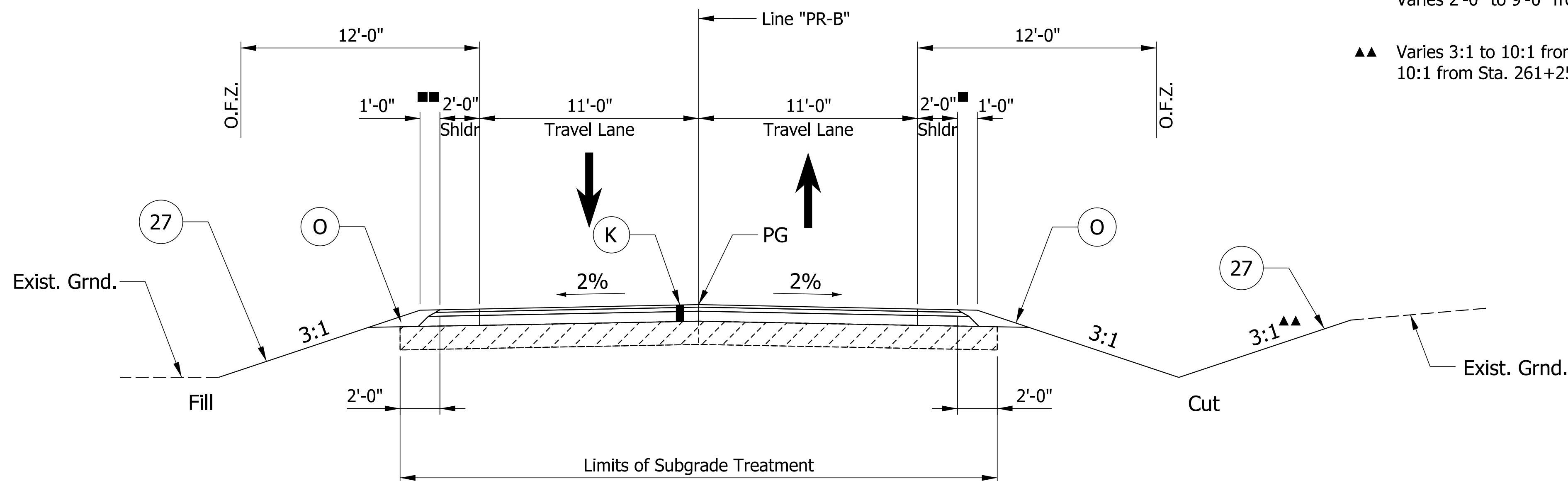
BRIDGE FILE	
N/A	
DESIGNATION	
1298633	
SHEETS	
SURVEY BOOK	1 of 36
Electronic	
CONTRACT	PROJECT
R-41258	1298633





**AUXILIARY GUARDRAIL SECTION**

STA. 248+44.13 Rt. "PR-B" TO STA. 251+37.88 Rt. "PR-B"  
 STA. 249+08.34 Lt. "PR-B" TO STA. 252+02.09 Lt. "PR-B"



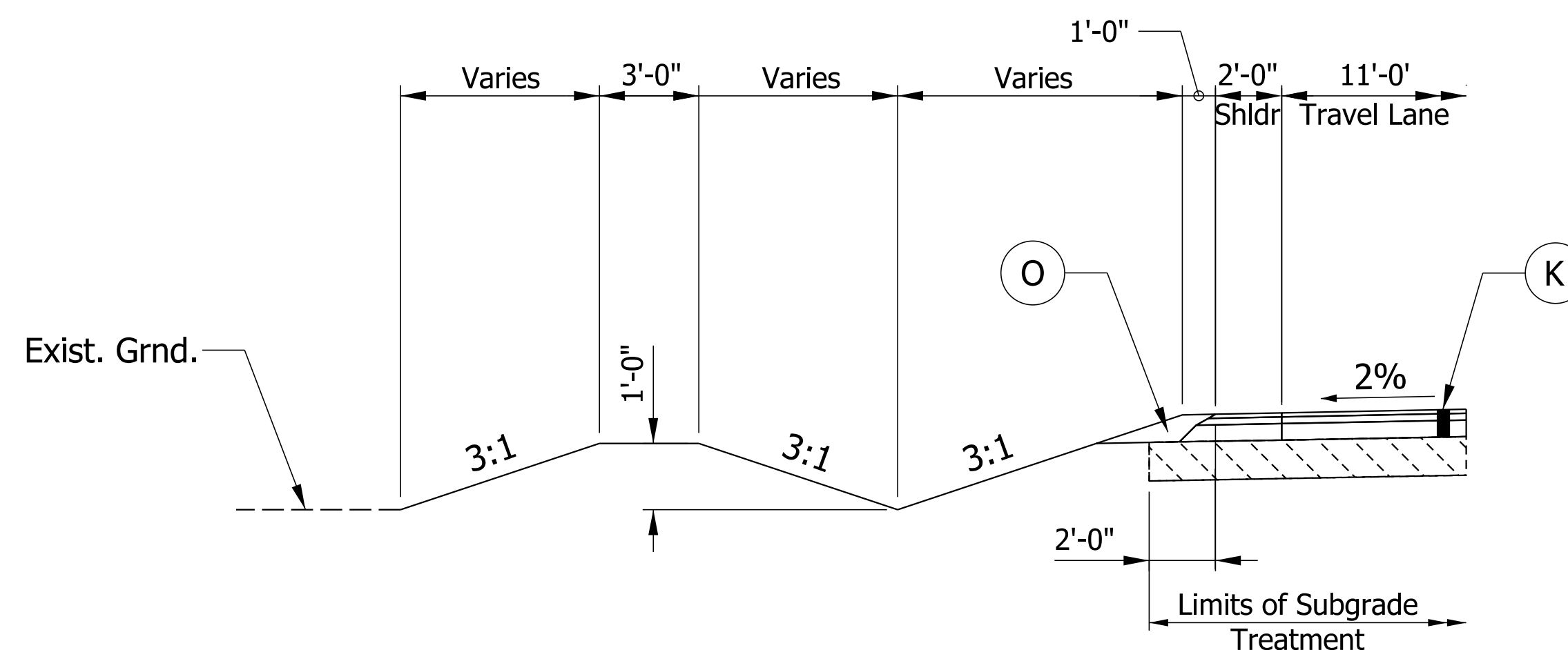
**SECTION ON TANGENT**

STA. 247+25.00 "PR-B" TO STA. 273+73.24 "PR-B"

- Varies 2'-0" to 9'-0" from Sta. 251+67.52 Rt. "PR-B" to 252+17.53 Rt. "PR-B"  
 9'-0" from Sta. 252+17.53 Rt. "PR-B" to Sta. 252+50.26 Rt. "PR-B"
- 9'-0" from Sta. 266+65.44 Lt. "PR-B" to Sta. 266+97.12 Lt. "PR-B"  
 Varies 2'-0" to 9'-0" from Sta. 266+97.12 Lt. "PR-B" to 267+46.76 Lt. "PR-B"
- ▲ Varies 3:1 to 10:1 from Sta. 260+75.00 Rt. "PR-B" to 261+25.00 Rt. "PR-B"  
 10:1 from Sta. 261+25.00 Rt. "PR-B" to Sta. 262+10.00 Rt. "PR-B"

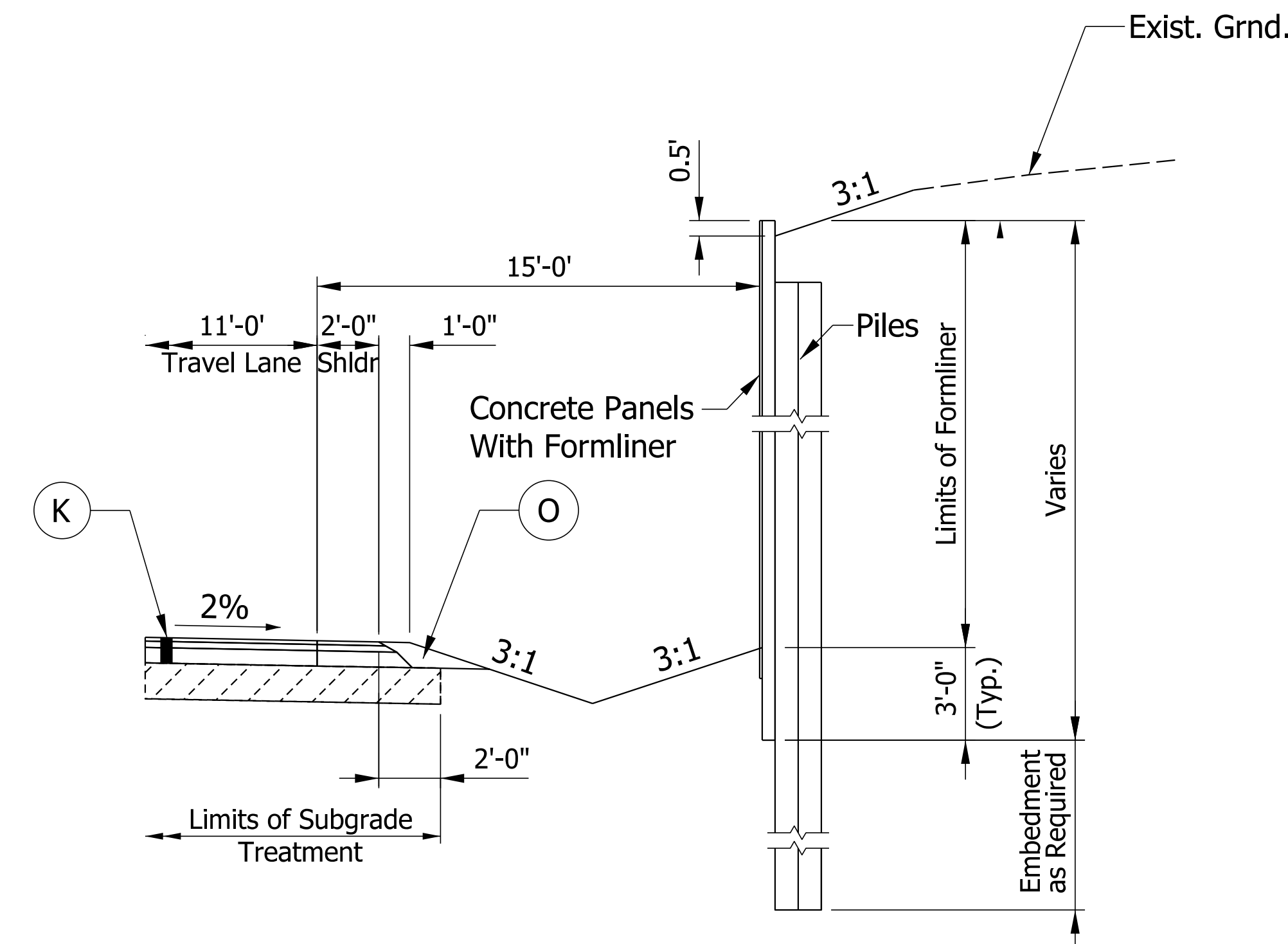
**LEGEND**

- (K) 165# /SYS QC/QA HMA, 3, 64, Surface, 9.5mm on  
 275# /SYS QC/QA HMA, 2, 64, Intermediate, 19mm on  
 660# /SYS QC/QA HMA, 2, 64, Base, 19.0mm on  
 Subgrade Treatment, Type IBC
- (O) 10 in. Compacted Aggregate, No. 53
- (O1) 3 in. Compacted Aggregate, No. 53
- (13) Concrete Curb Type B (Sloping)
- (27) Seed Mixture, "R"
- (30) Guardrail, MGS W-Beam



**AUXILIARY BERM SECTION**

STA. 272+50.00 Lt. "PR-B" TO STA. 273+50.00 Lt. "PR-B"



**AUXILIARY CUT WALL SECTION**

STA. 263+75.00 Rt. "PR-B" TO STA. 265+60.00 Rt. "PR-B"  
 STA. 266+30.00 Rt. "PR-B" TO STA. 267+15.00 Rt. "PR-B"

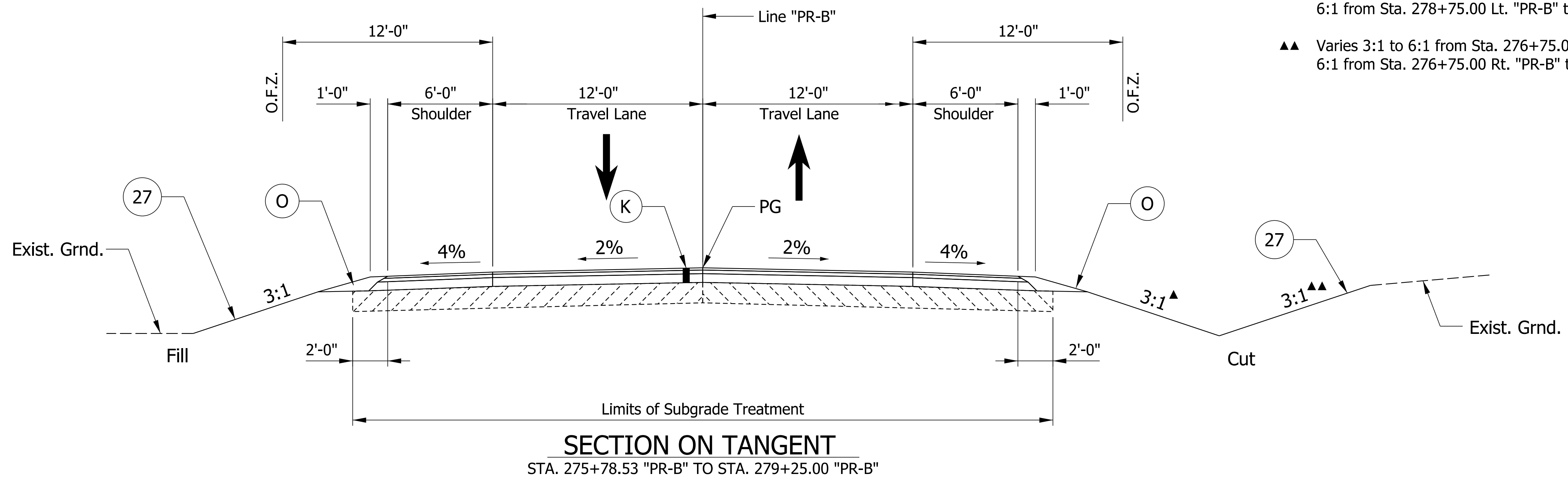
NOT FOR CONSTRUCTION

RECOMMENDED FOR APPROVAL	10/4/2022	DESIGN ENGINEER	DATE
DESIGNED: LKW	10/4/2022	DRAWN: LKW	10/4/2022
CHECKED: DJR	10/4/2022	CHECKED: DJR	10/4/2022

INDIANA  
DEPARTMENT OF TRANSPORTATION

TYPICAL SECTIONS  
STATE ROUTE 258  
LINE "PR-B"

SCALE	BRIDGE FILE
1/4" = 1'-0"	N/A
	DESIGNATION
	1298633
SURVEY BOOK	SHEETS
Electronic	3 of 36
CONTRACT	PROJECT
R-41258	1298633



- ▲ Varies 3:1 to 6:1 from Sta. 277+25.00 Lt. "PR-B" to Sta. 278+75.00 Lt. "PR-B"
- Varies 3:1 to 4:1 from Sta. 277+25.00 Rt. "PR-B" to Sta. 277+50.00 Rt. "PR-B"
- 4:1 from Sta. 277+50.00 Rt. "PR-B" to Sta. 278+00.00 Rt. "PR-B"
- Varies 4:1 to 6:1 from Sta. 278+00.00 Rt. "PR-B" to Sta. 278+50.00 Rt. "PR-B"
- 6:1 from Sta. 278+50.00 Rt. "PR-B" to Sta. 279+25.00 Rt. "PR-B"
- 6:1 from Sta. 278+75.00 Lt. "PR-B" to Sta. 279+25.00 Lt. "PR-B"
- ▲▲ Varies 3:1 to 6:1 from Sta. 276+75.00 Lt. "PR-B" to Sta. 277+25.00 Lt. "PR-B"
- 6:1 from Sta. 276+75.00 Rt. "PR-B" to Sta. 277+10.00 Rt. "PR-B"

**LEGEND**

- (K) 165# /SYS QC/QA HMA, 3, 64, Surface, 9.5mm on  
275# /SYS QC/QA HMA, 2, 64, Intermediate, 19mm on  
660# /SYS QC/QA HMA, 2, 64, Base, 19.0mm on  
Subgrade Treatment, Type IBC
- (O) 10 in. Compacted Aggregate, No. 53
- (O1) 3 in. Compacted Aggregate, No. 53
- (13) Concrete Curb Type B (Sloping)
- (27) Seed Mixture, "R"
- (30) Guardrail, MGS W-Beam

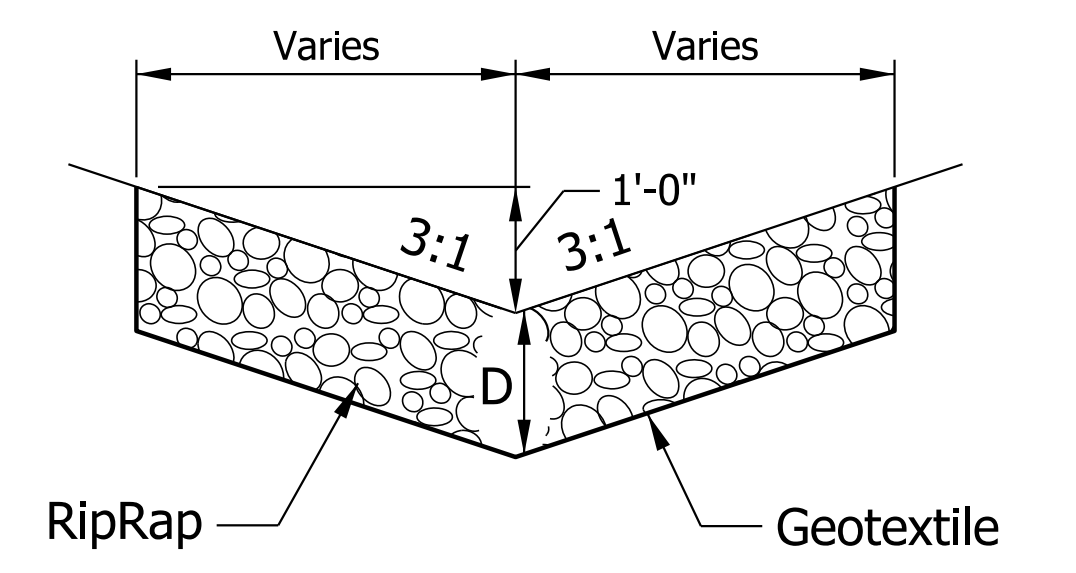
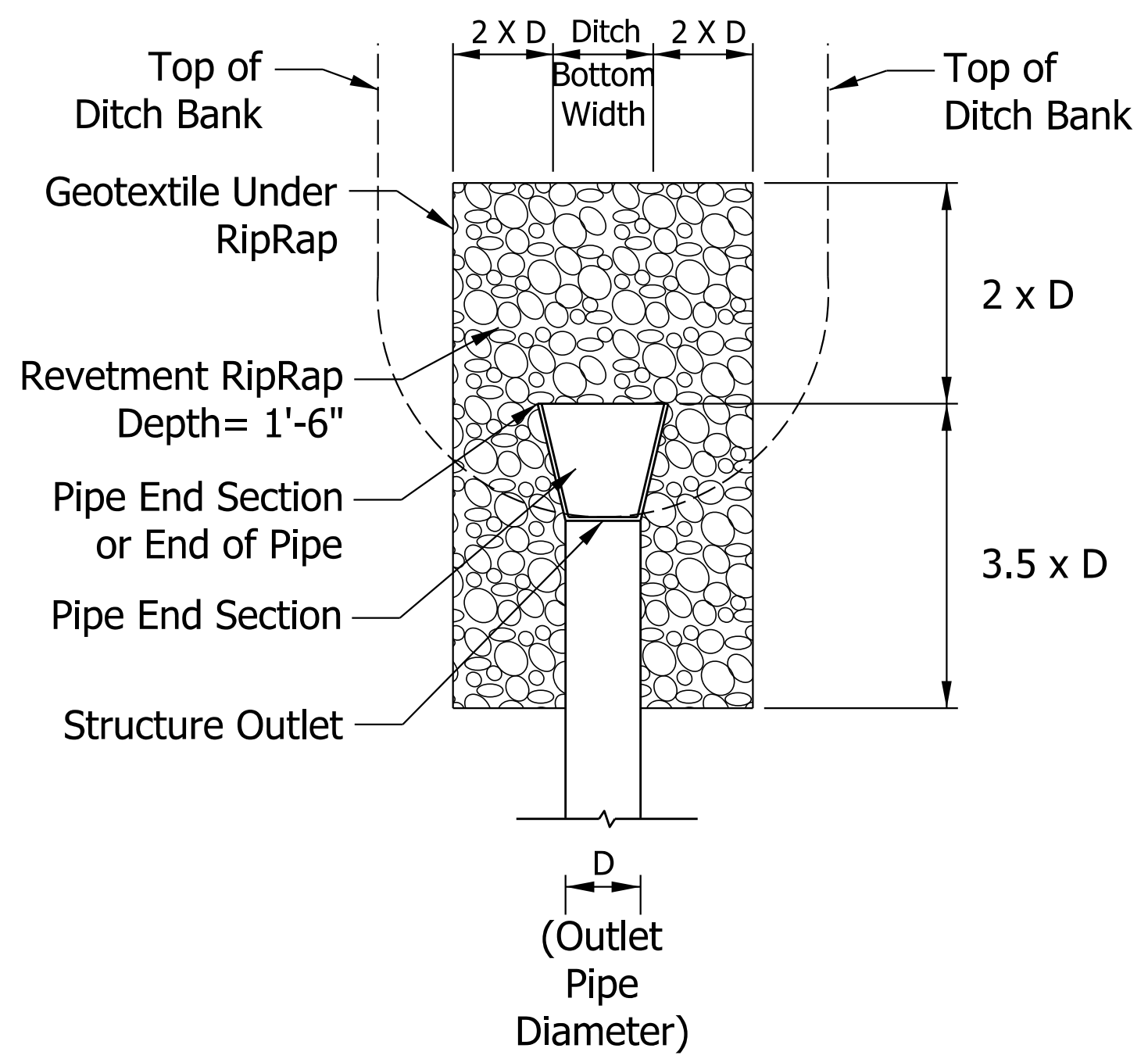
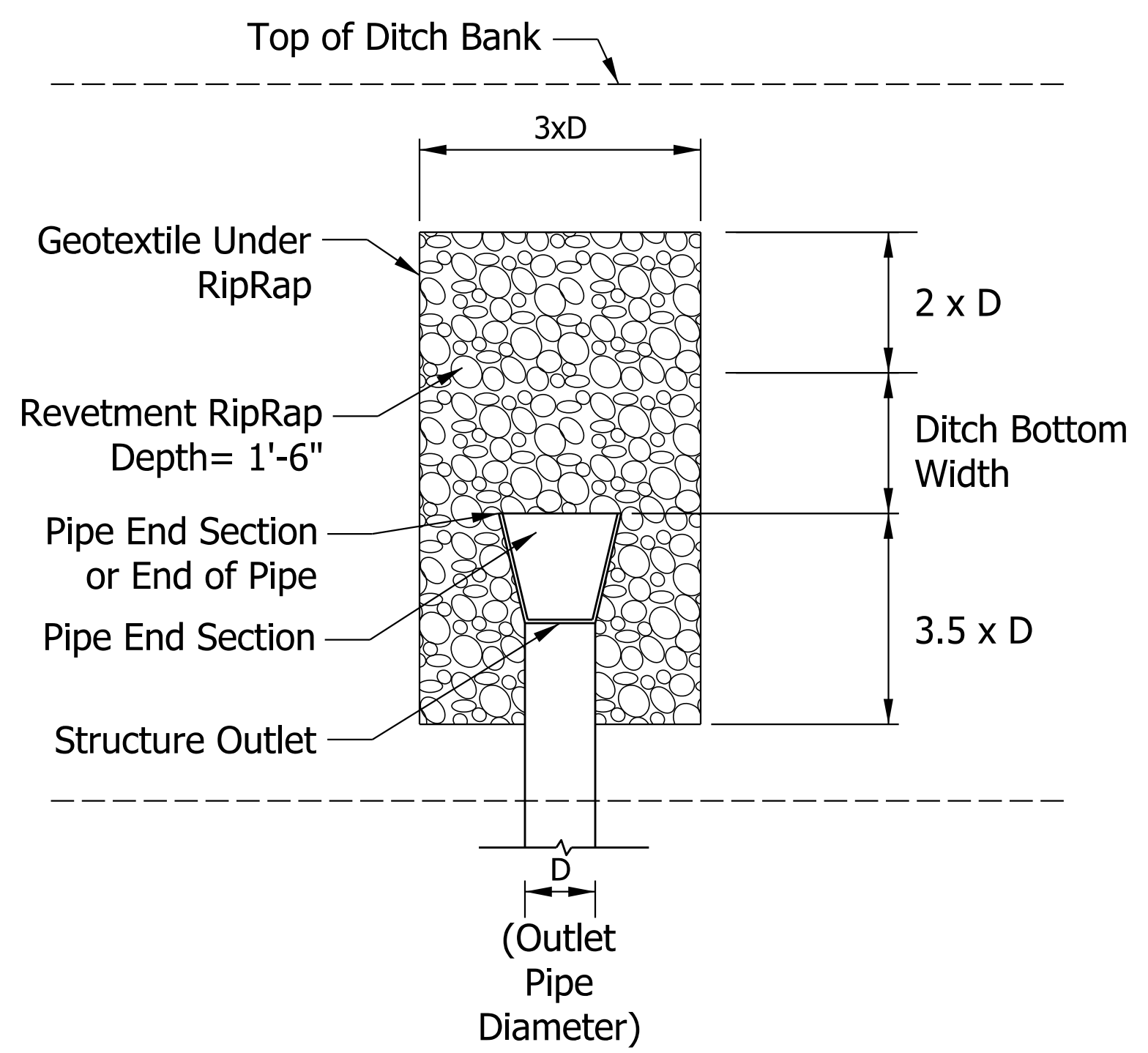
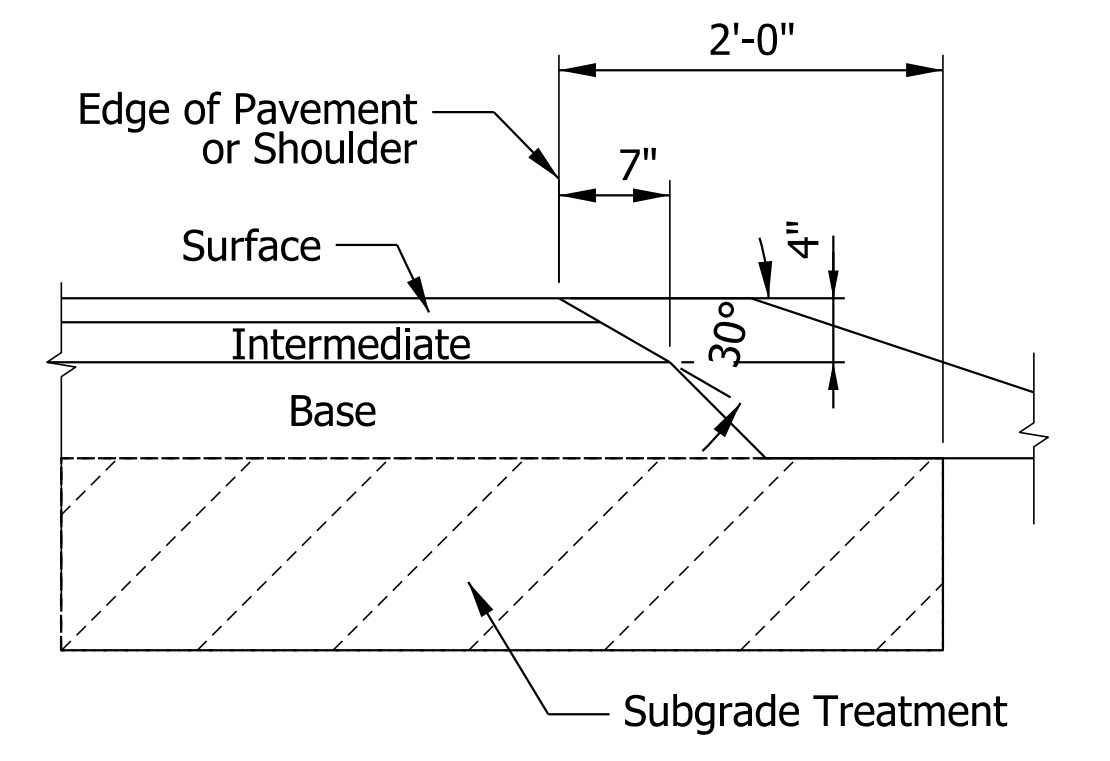
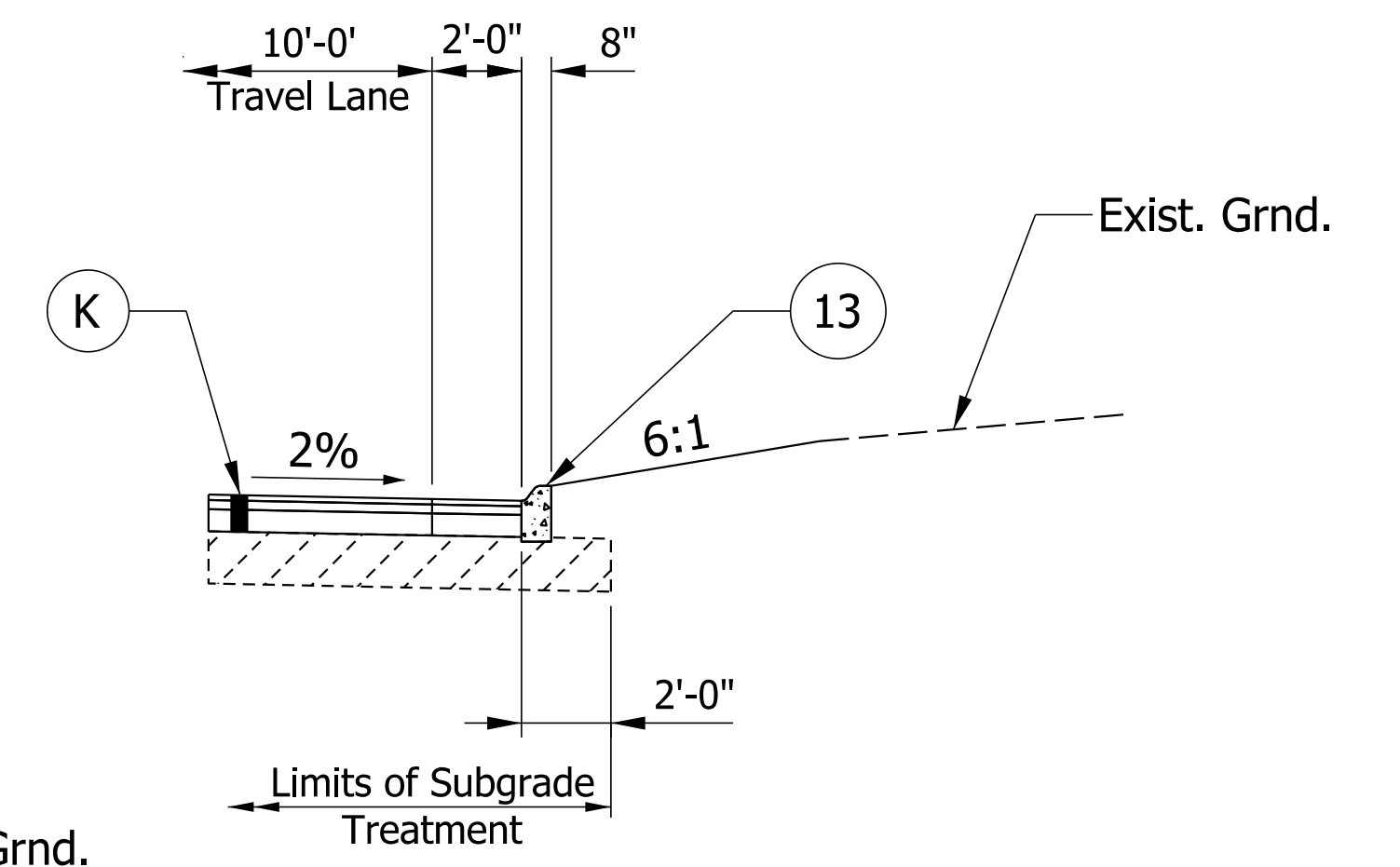
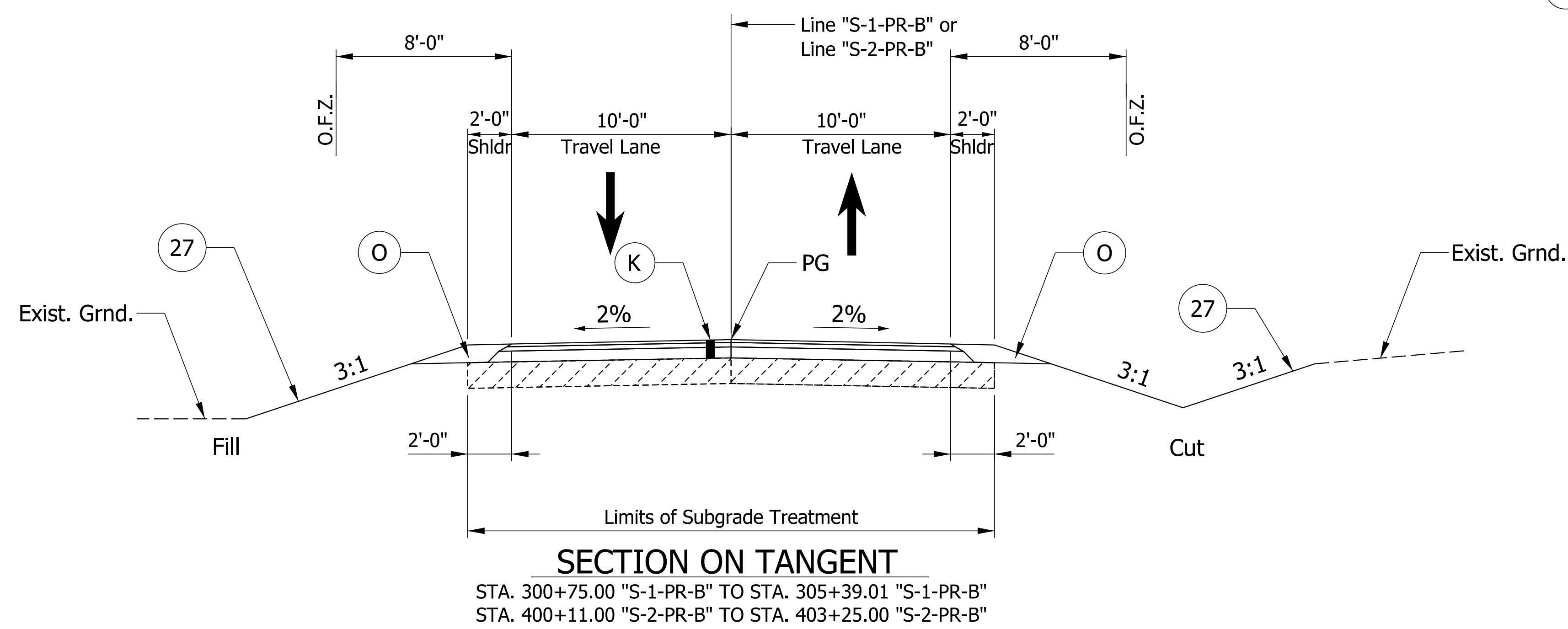
**NOT FOR CONSTRUCTION**

RECOMMENDED FOR APPROVAL	DESIGN ENGINEER	10/4/2022	DATE
DESIGNED: LKW	10/4/2022	DRAWN: LKW	10/4/2022
CHECKED: DJR	10/4/2022	CHECKED: DJR	10/4/2022

**INDIANA  
DEPARTMENT OF TRANSPORTATION**

**TYPICAL SECTIONS  
STATE ROUTE 258  
LINE "PR-B"**

SCALE	BRIDGE FILE
1/4" = 1'-0"	N/A
	DESIGNATION
	1298633
SURVEY BOOK	SHEETS
Electronic	4 of 36
CONTRACT	PROJECT
R-41258	1298633



- LEGEND**
- (K) 165# /SYS QC/QA HMA, 3, 64, Surface, 9.5mm on 275# /SYS QC/QA HMA, 2, 64, Intermediate, 19mm on 660# /SYS QC/QA HMA, 2, 64, Base, 19.0mm on Subgrade Treatment, Type IBC
  - (O) 10 in. Compacted Aggregate, No. 53
  - (O1) 3 in. Compacted Aggregate, No. 53
  - (13) Concrete Curb Type B (Sloping)
  - (27) Seed Mixture, "R"
  - (30) Guardrail, MGS W-Beam

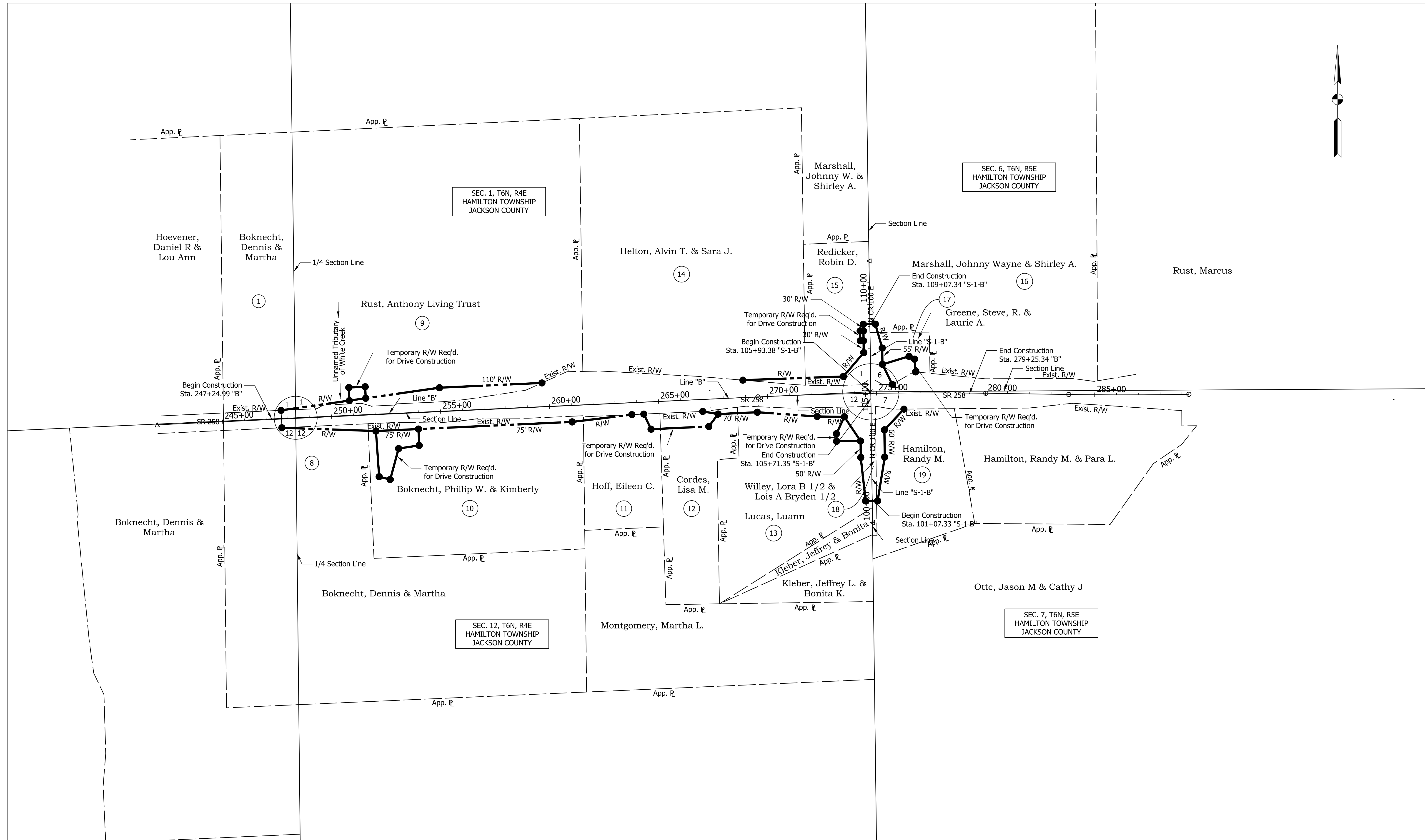
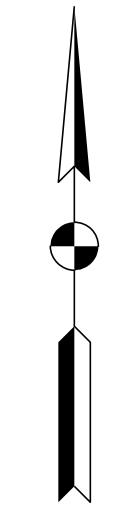
**NOT FOR CONSTRUCTION**

RECOMMENDED FOR APPROVAL	DESIGN ENGINEER	10/4/2022	DATE
DESIGNED: LKW	10/4/2022	DRAWN: LKW	10/4/2022
CHECKED: DJR	10/4/2022	CHECKED: DJR	10/4/2022

**INDIANA  
 DEPARTMENT OF TRANSPORTATION**

**TYPICAL SECTIONS  
 N CR 100 E  
 LINE "S-1-PR-B" & LINE "S-2-PR-B"**

SCALE	BRIDGE FILE
1/4" = 1'-0"	N/A
	DESIGNATION
	1298633
SURVEY BOOK	SHEETS
Electronic	5 of 36
CONTRACT	PROJECT
R-41258	1298633

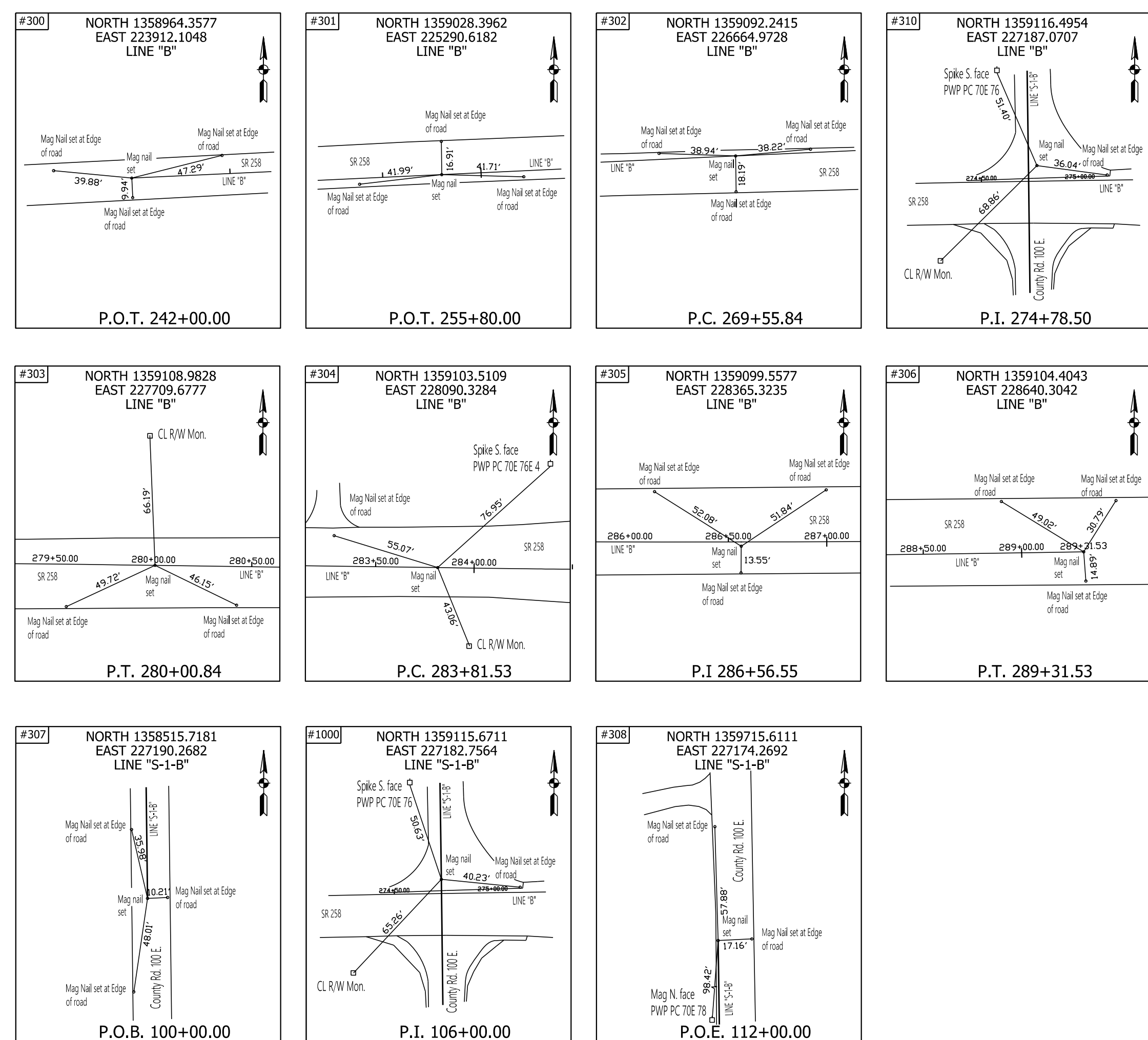
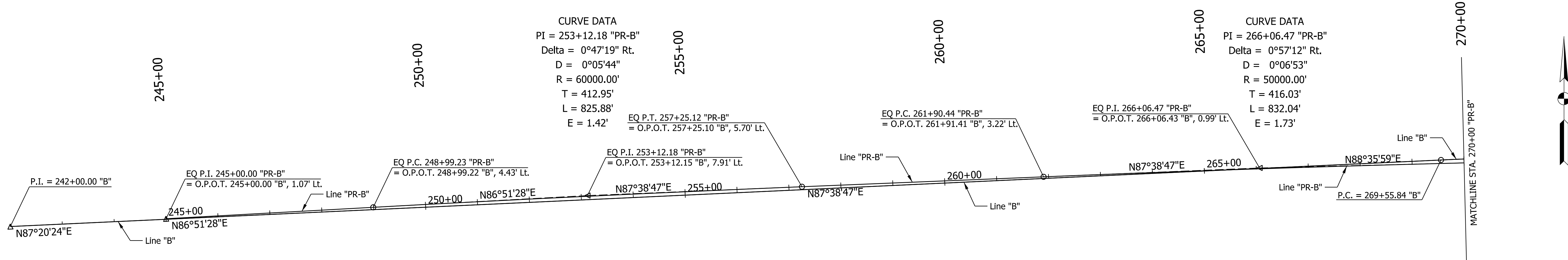


RECOMMENDED FOR APPROVAL	DESIGN ENGINEER	10/4/2022	DATE
DESIGNED: LKW	10/4/2022	DRAWN: LKW	10/4/2022
CHECKED: DJR	10/4/2022	CHECKED: DJR	10/4/2022

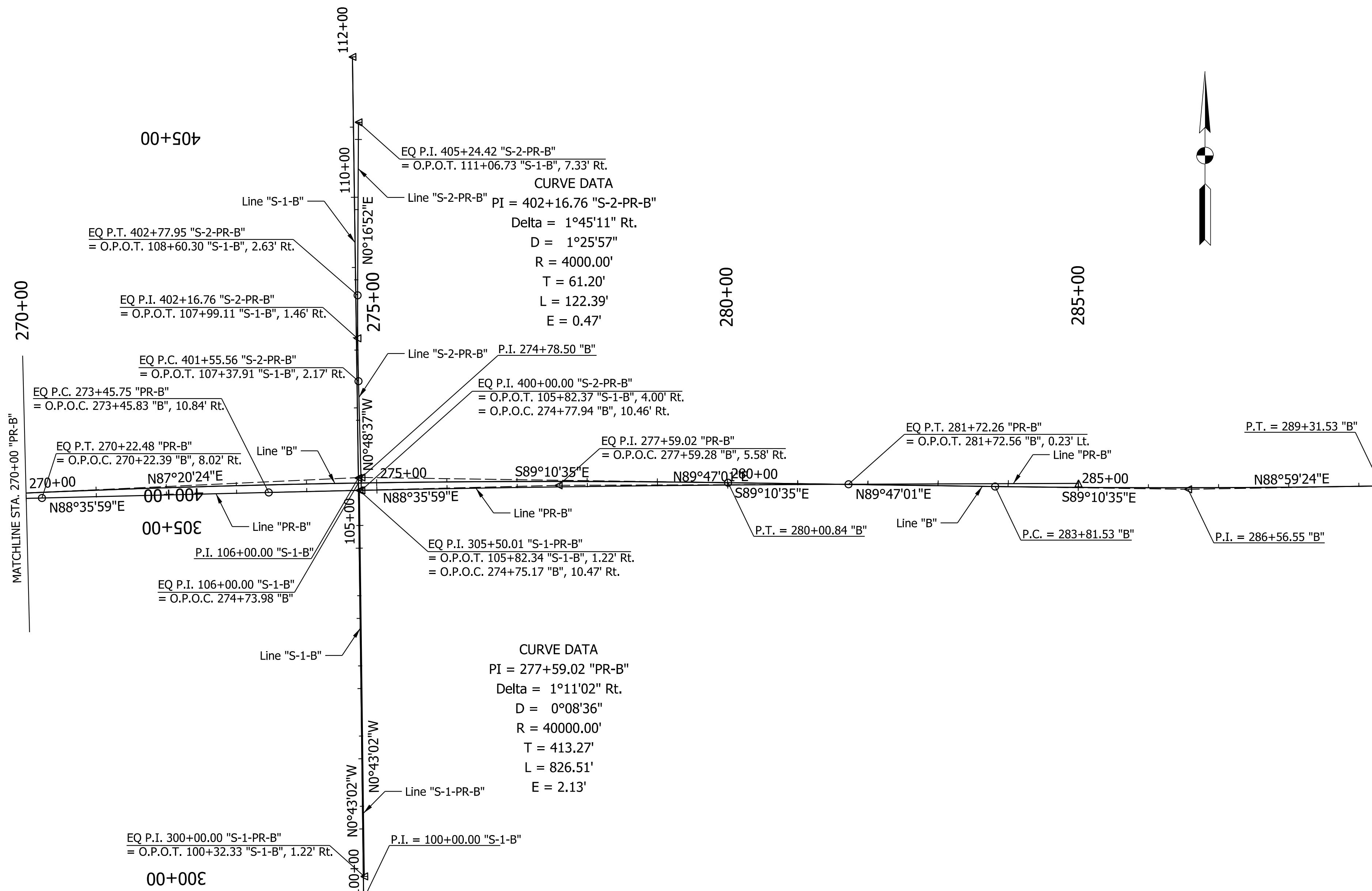
INDIANA  
DEPARTMENT OF TRANSPORTATION

PLAT NO. 1

SCALE	BRIDGE FILE
1" = 200'	N/A
	DESIGNATION
	1298633
SURVEY BOOK	SHEETS
Electronic	6 of 36
CONTRACT	PROJECT
R-41258	1298633



NOTE: All Reference Ties measured from Line "B"



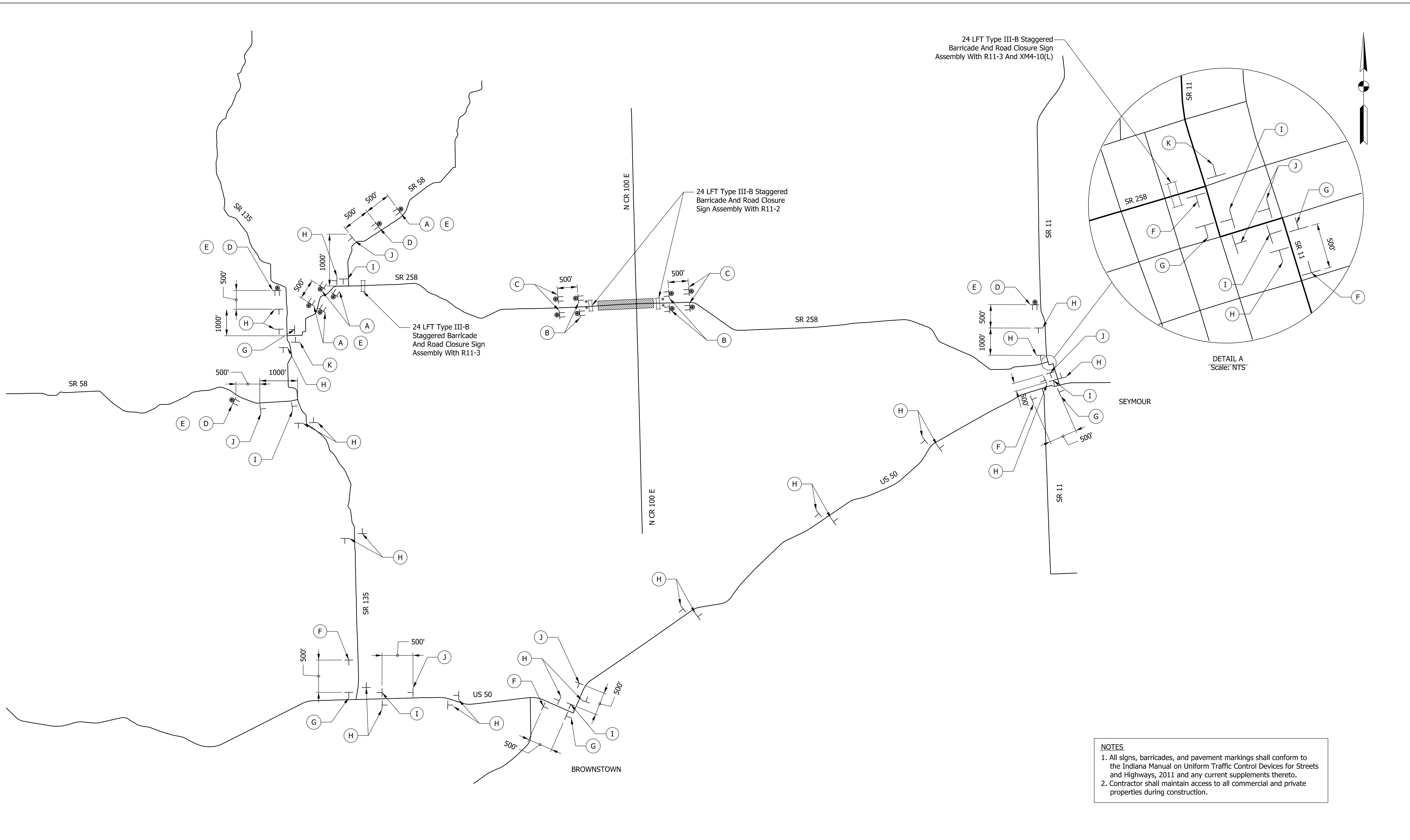
NOT FOR CONSTRUCTION

RECOMMENDED FOR APPROVAL	DESIGN ENGINEER	10/4/2022	DATE
DESIGNED: LKW	10/4/2022	DRAWN: LKW	10/4/2022
CHECKED: DJR	10/4/2022	CHECKED: DJR	10/4/2022

INDIANA  
DEPARTMENT OF TRANSPORTATION

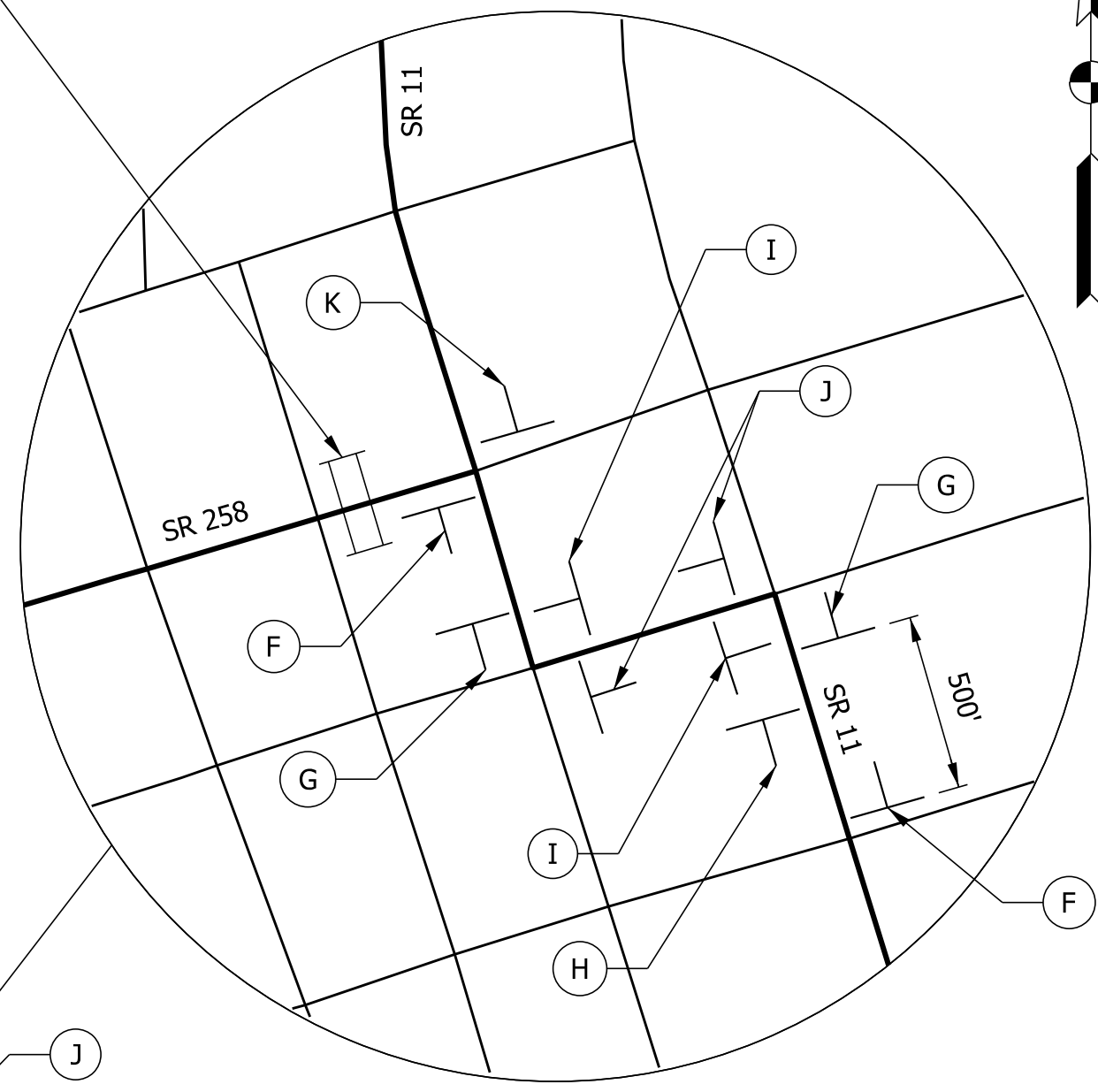
GEOMETRIC TIE-UP DETAIL

SCALE	BRIDGE FILE
1" = 100'	N/A
	DESIGNATION
	1298633
SURVEY BOOK	SHEETS
Electronic	7 of 36
CONTRACT	PROJECT
R-41258	1298633



**NOTES**

1. All signs, barricades, and pavement markings shall conform to the Indiana Manual on Uniform Traffic Control Devices for Streets and Highways, 2011 and any current supplements thereto.
2. Contractor shall maintain access to all commercial and private properties during construction.



**LEGEND**

	Construction Sign		Type "A" Construction Warning Light		Type III-B Barricade
	Construction Area		Type "B" Construction Warning Light		Detour Route Marker Assembly

**NOT FOR CONSTRUCTION**

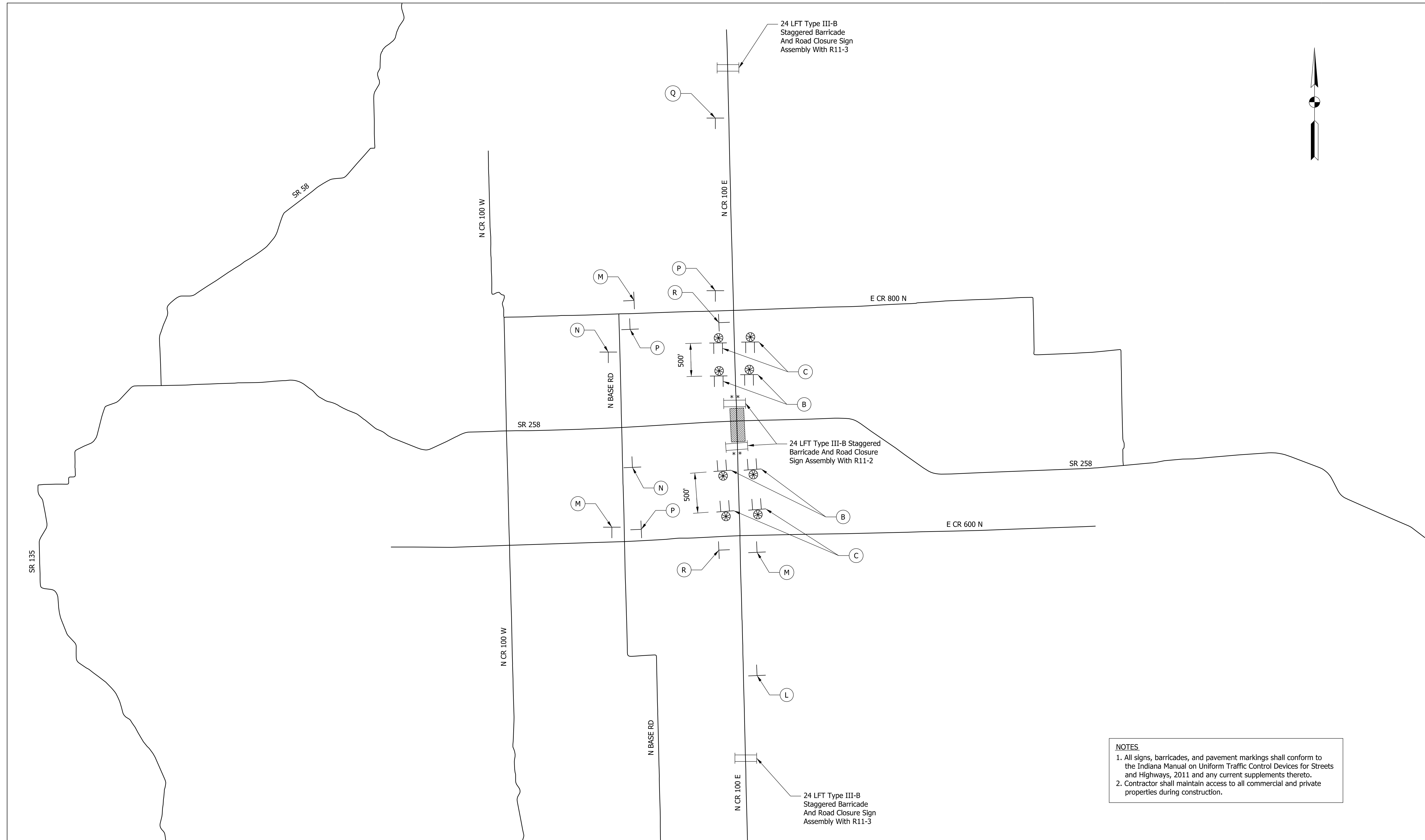
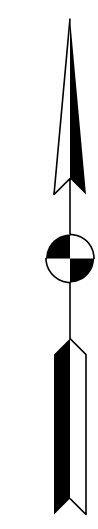
RECOMMENDED FOR APPROVAL	DESIGN ENGINEER	10/4/2022	DATE
DESIGNED: LKW	10/4/2022	DRAWN: LKW	10/4/2022
CHECKED: DJR	10/4/2022	CHECKED: DJR	10/4/2022

**INDIANA DEPARTMENT OF TRANSPORTATION**

**MAINTENANCE OF TRAFFIC DETOUR ROUTE SR 258**

SCALE	BRIDGE FILE
N.T.S.	N/A
	DESIGNATION
	1298633
SURVEY BOOK	SHEETS
Electronic	8 of 36
CONTRACT	PROJECT
R-41258	1298633





**NOTES**

1. All signs, barricades, and pavement markings shall conform to the Indiana Manual on Uniform Traffic Control Devices for Streets and Highways, 2011 and any current supplements thereto.
2. Contractor shall maintain access to all commercial and private properties during construction.

**LEGEND**

	Construction Sign		Type "A" Construction Warning Light		Type III-B Barricade
	Construction Area		Type "B" Construction Warning Light		Detour Route Marker Assembly

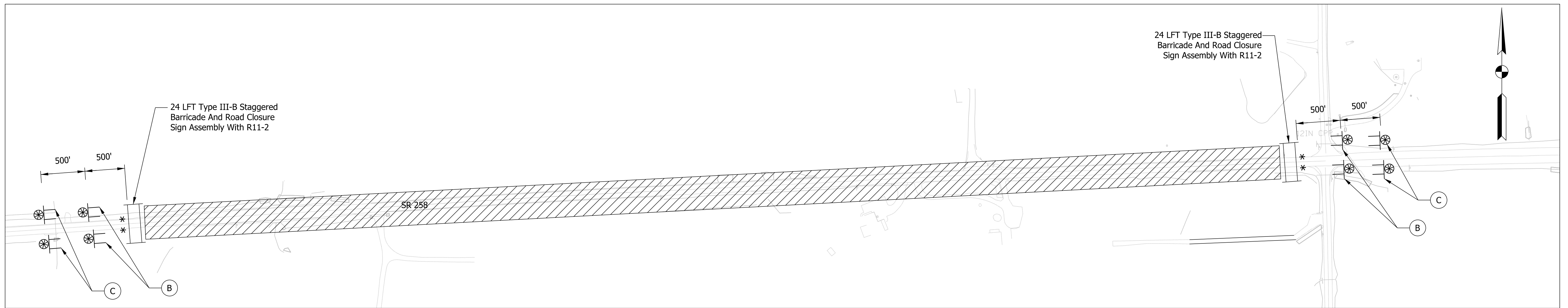
**NOT FOR CONSTRUCTION**

RECOMMENDED FOR APPROVAL	DESIGN ENGINEER	10/4/2022	DATE
DESIGNED: LKW	10/4/2022	DRAWN: LKW	10/4/2022
CHECKED: DJR	10/4/2022	CHECKED: DJR	10/4/2022

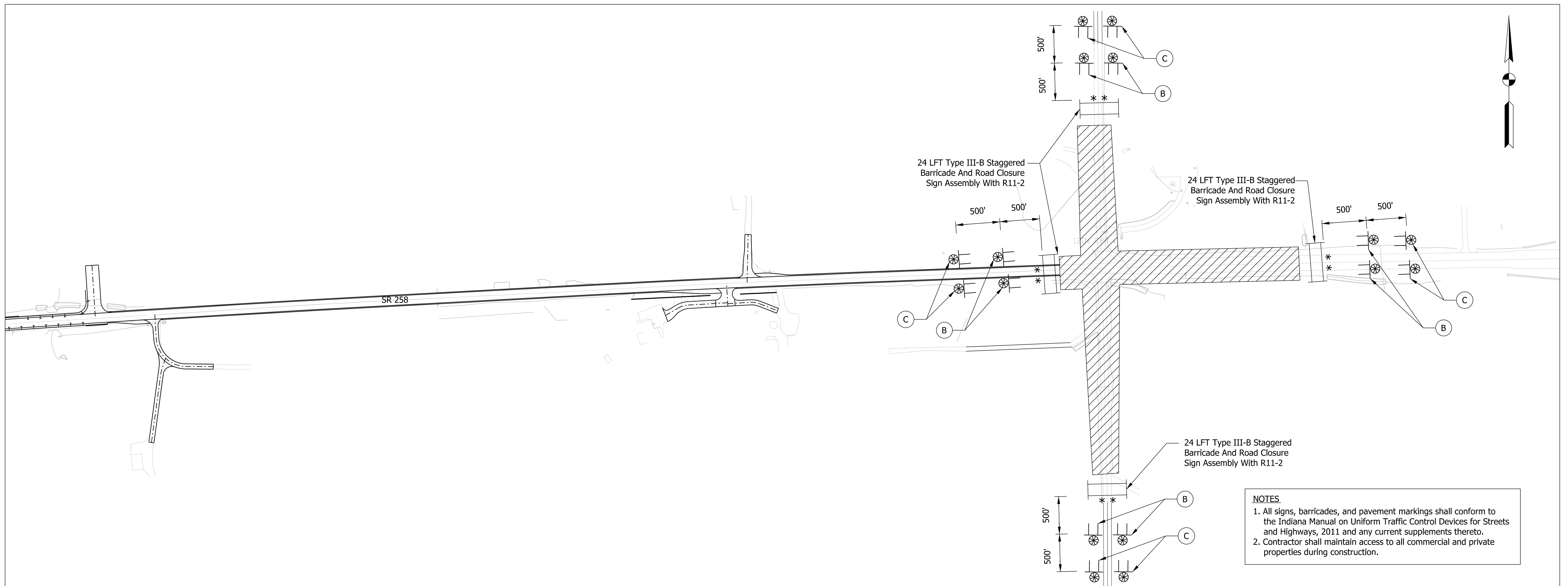
**INDIANA  
DEPARTMENT OF TRANSPORTATION**

**MAINTENANCE OF TRAFFIC  
DETOUR ROUTE  
N CR 100 E**

SCALE	BRIDGE FILE
N.T.S.	N/A
	DESIGNATION
	1298633
SURVEY BOOK	SHEETS
Electronic	9 of 36
CONTRACT	PROJECT
R-41258	1298633



PHASE 1



PHASE 2

LEGEND

- |  |                   |  |                                     |  |                              |
|--|-------------------|--|-------------------------------------|--|------------------------------|
|  | Construction Sign |  | Type "A" Construction Warning Light |  | Type III-B Barricade         |
|  | Construction Area |  | Type "B" Construction Warning Light |  | Detour Route Marker Assembly |

**NOT FOR CONSTRUCTION**

RECOMMENDED FOR APPROVAL	DESIGN ENGINEER	10/4/2022	DATE
DESIGNED: LKW	10/4/2022	DRAWN: LKW	10/4/2022
CHECKED: DJR	10/4/2022	CHECKED: DJR	10/4/2022

INDIANA  
DEPARTMENT OF TRANSPORTATION

MAINTENANCE OF TRAFFIC  
ROAD CLOSURE DETAIL

SCALE	BRIDGE FILE
N.T.S.	N/A
	DESIGNATION
	1298633
SURVEY BOOK	SHEETS
Electronic	10 of 36
CONTRACT	PROJECT
R-41258	1298633



XW20-3

(A)



XW20-3

(B)



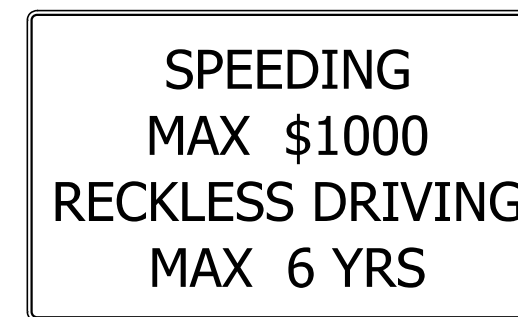
XW20-3

(C)



XW20-2

(D)



(E)



(F)



(G)



(H)



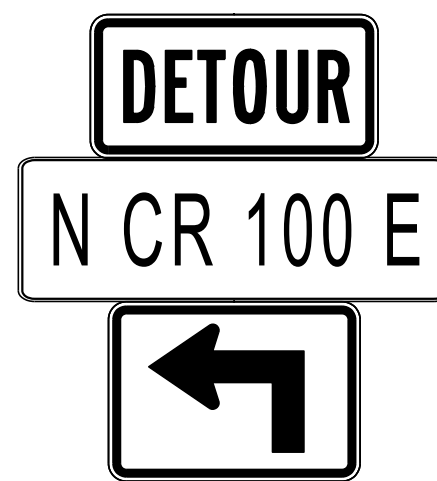
(I)



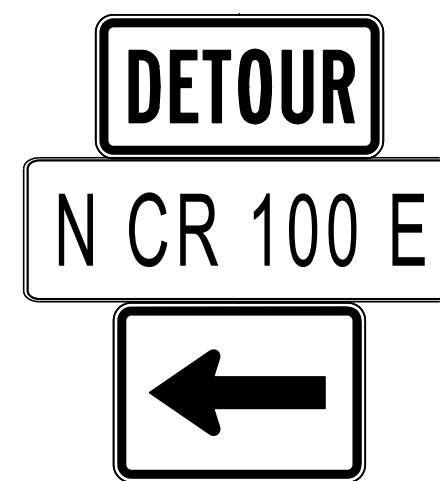
(J)



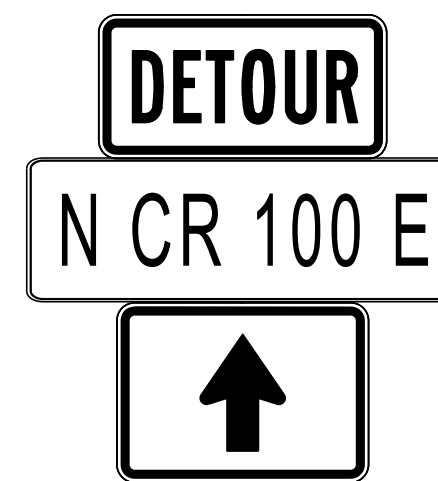
(K)



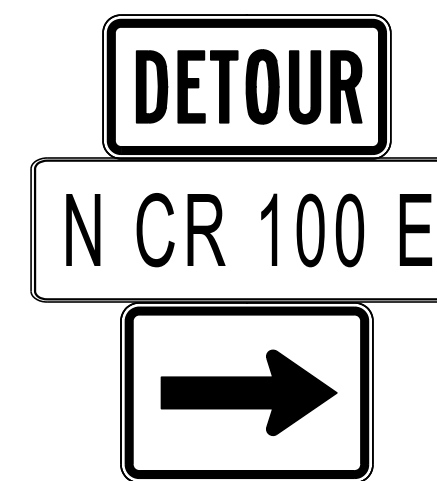
(L)




(M)



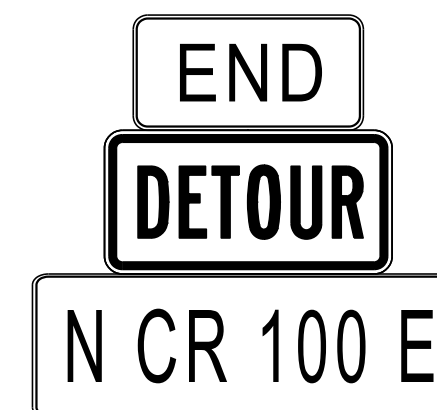
(N)



(P)



(Q)



(R)

NOTES

- All signs, barricades, and pavement markings shall conform to the Indiana Manual on Uniform Traffic Control Devices for Streets and Highways, 2011 and any current supplements thereto.
- Contractor shall maintain access to all commercial and private properties during construction.

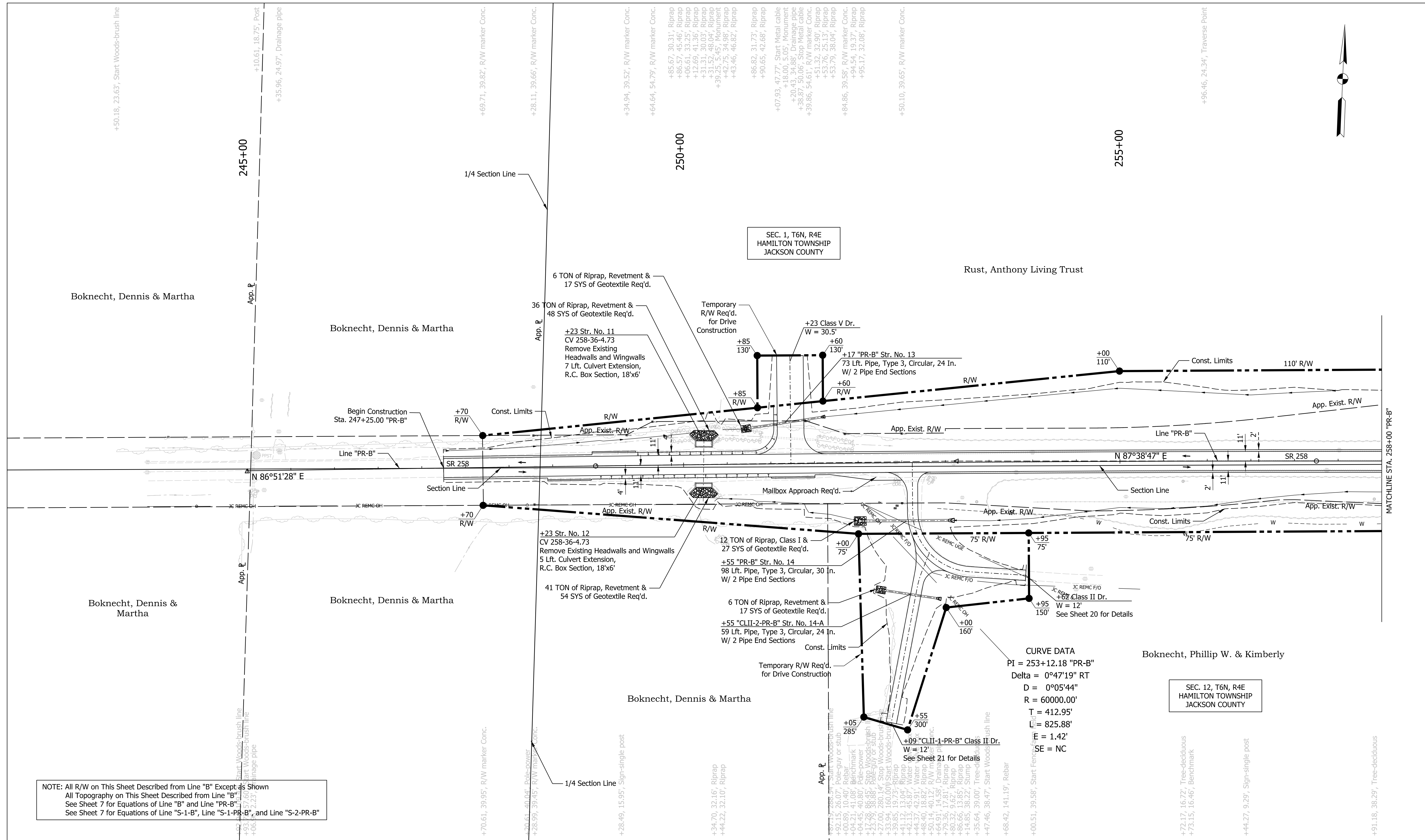
NOT FOR CONSTRUCTION

RECOMMENDED FOR APPROVAL	DESIGN ENGINEER	10/4/2022	DATE
DESIGNED: LKW	10/4/2022	DRAWN: LKW	10/4/2022
CHECKED: DJR	10/4/2022	CHECKED: DJR	10/4/2022

INDIANA DEPARTMENT OF TRANSPORTATION

MAINTENANCE OF TRAFFIC  
DETOUR ROUTE SIGNS  
SR 258 AND N CR 100 E

SCALE	BRIDGE FILE
N.T.S.	N/A
	DESIGNATION
	1298633
SURVEY BOOK	SHEETS
Electronic	11 of 36
CONTRACT	PROJECT
R-41258	1298633



NOTE: All R/W on This Sheet Described from Line "B" Except as Shown  
 All Topography on This Sheet Described from Line "B"  
 See Sheet 7 for Equations of Line "B" and Line "PR-B"  
 See Sheet 7 for Equations of Line "S-1-B", Line "S-1-PR-B", and Line "S-2-PR-B"

CURVE DATA  
 PI = 253+12.18 "PR-B"  
 Delta = 0°47'19" RT  
 D = 0°05'44"  
 R = 60000.00'  
 T = 412.95'  
 L = 825.88'  
 E = 1.42'  
 SE = NC

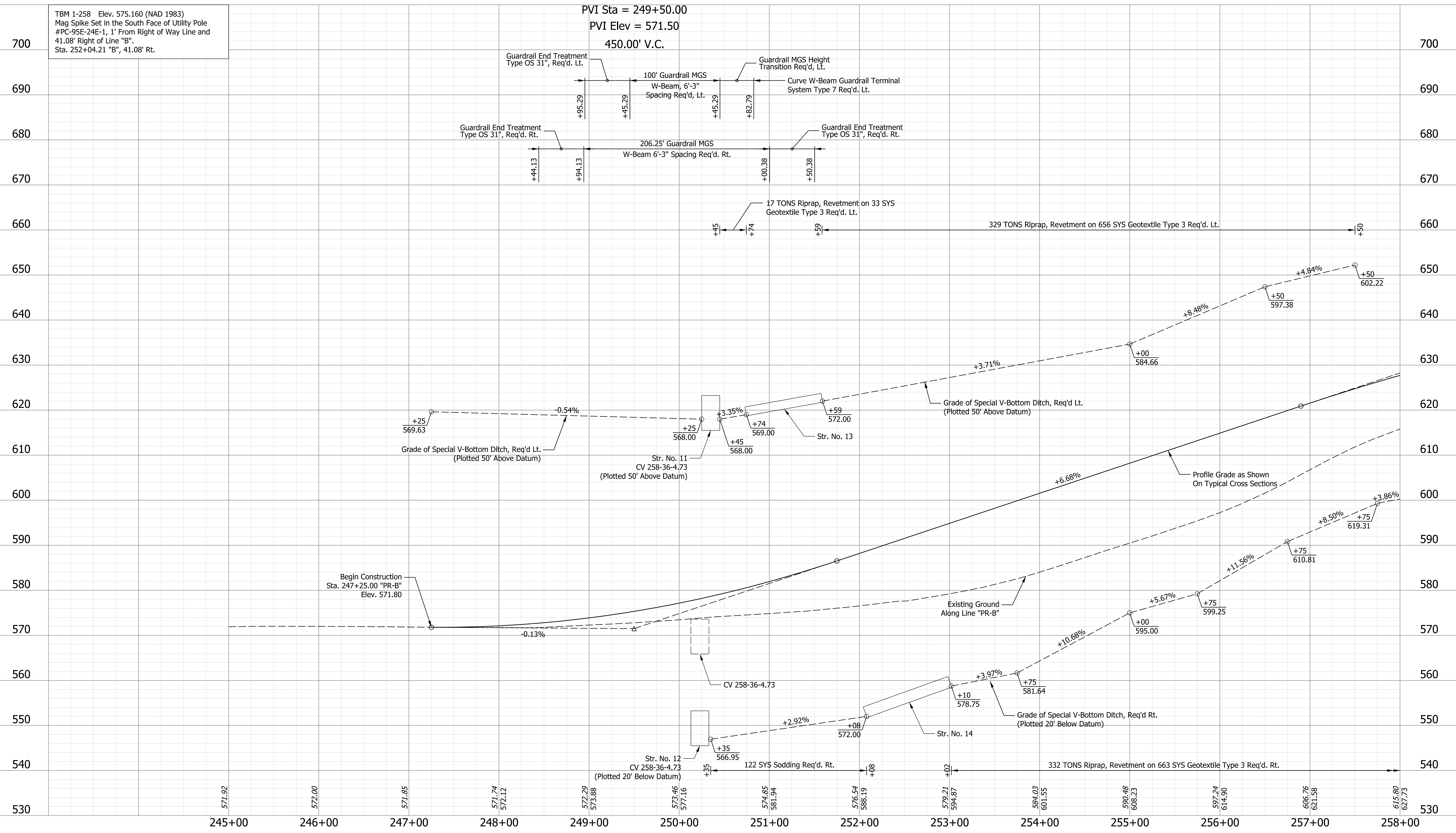
NOT FOR CONSTRUCTION

RECOMMENDED FOR APPROVAL	DESIGN ENGINEER	10/4/2022	DATE
DESIGNED: LKW	10/4/2022	DRAWN: LKW	10/4/2022
CHECKED: DJR	10/4/2022	CHECKED: DJR	10/4/2022

INDIANA  
 DEPARTMENT OF TRANSPORTATION  
 SR 258 PLAN  
 LINE "PR-B"  
 STA. 245+00.00 TO STA. 258+00.00

SCALE	BRIDGE FILE
1" = 50'	N/A
	DESIGNATION
	1298633
SURVEY BOOK	SHEETS
Electronic	12 of 36
CONTRACT	PROJECT
R-41258	1298633

TBM 1-258 Elev. 575.160 (NAD 1983)  
 Mag Spike Set in the South Face of Utility Pole  
 #PC-95E-24E-1, 1' From Right of Way Line and  
 41.08' Right of Line "B".  
 Sta. 252+04.21 "B", 41.08' Rt.



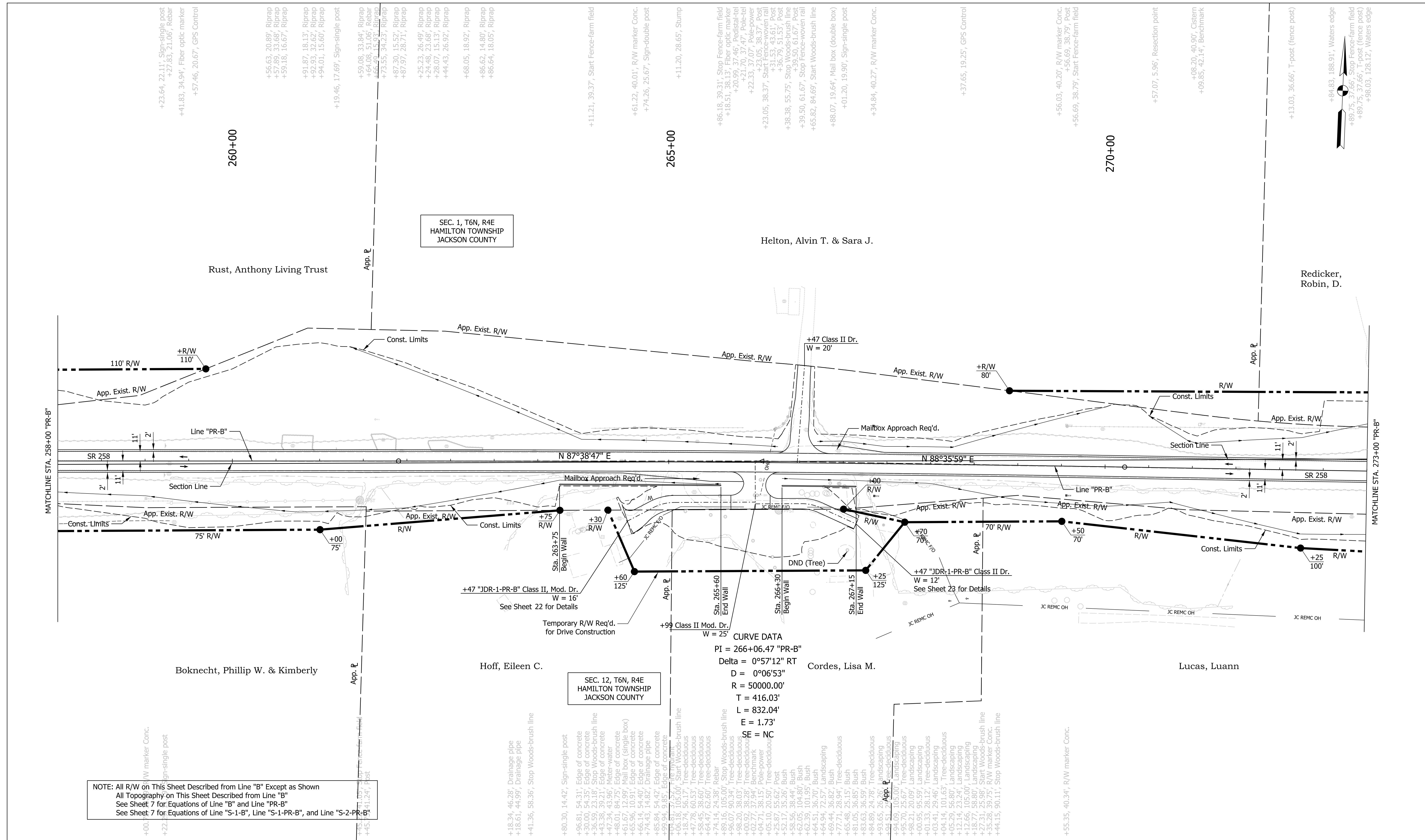
**NOT FOR CONSTRUCTION**

RECOMMENDED FOR APPROVAL	DESIGN ENGINEER	10/4/2022	DATE
DESIGNED: LKW	10/4/2022	DRAWN: LKW	10/4/2022
CHECKED: DJR	10/4/2022	CHECKED: DJR	10/4/2022

INDIANA  
 DEPARTMENT OF TRANSPORTATION

SR 258 PROFILE  
 LINE "PR-B"  
 STA. 245+00.00 TO STA. 258+00.00

HORIZONTAL SCALE	BRIDGE FILE
1" = 50'	N/A
VERTICAL SCALE	DESIGNATION
1" = 10'	1298633
SURVEY BOOK	SHEETS
Electronic	13 of 36
CONTRACT	PROJECT
R-41258	1298633



NOTE: All R/W on This Sheet Described from Line "B" Except as Shown  
 All Topography on This Sheet Described from Line "B"  
 See Sheet 7 for Equations of Line "B" and Line "PR-B"  
 See Sheet 7 for Equations of Line "S-1-B", Line "S-1-PR-B", and Line "S-2-PR-B"

SEC. 12, T6N, R4E  
 HAMILTON TOWNSHIP  
 JACKSON COUNTY

SEC. 1, T6N, R4E  
 HAMILTON TOWNSHIP  
 JACKSON COUNTY

CURVE DATA  
 PI = 266+06.47 "PR-B"  
 Delta = 0°57'12" RT  
 D = 0°06'53"  
 R = 50000.00'  
 T = 416.03'  
 L = 832.04'  
 E = 1.73'  
 SE = NC

NOT FOR  
 CONSTRUCTION

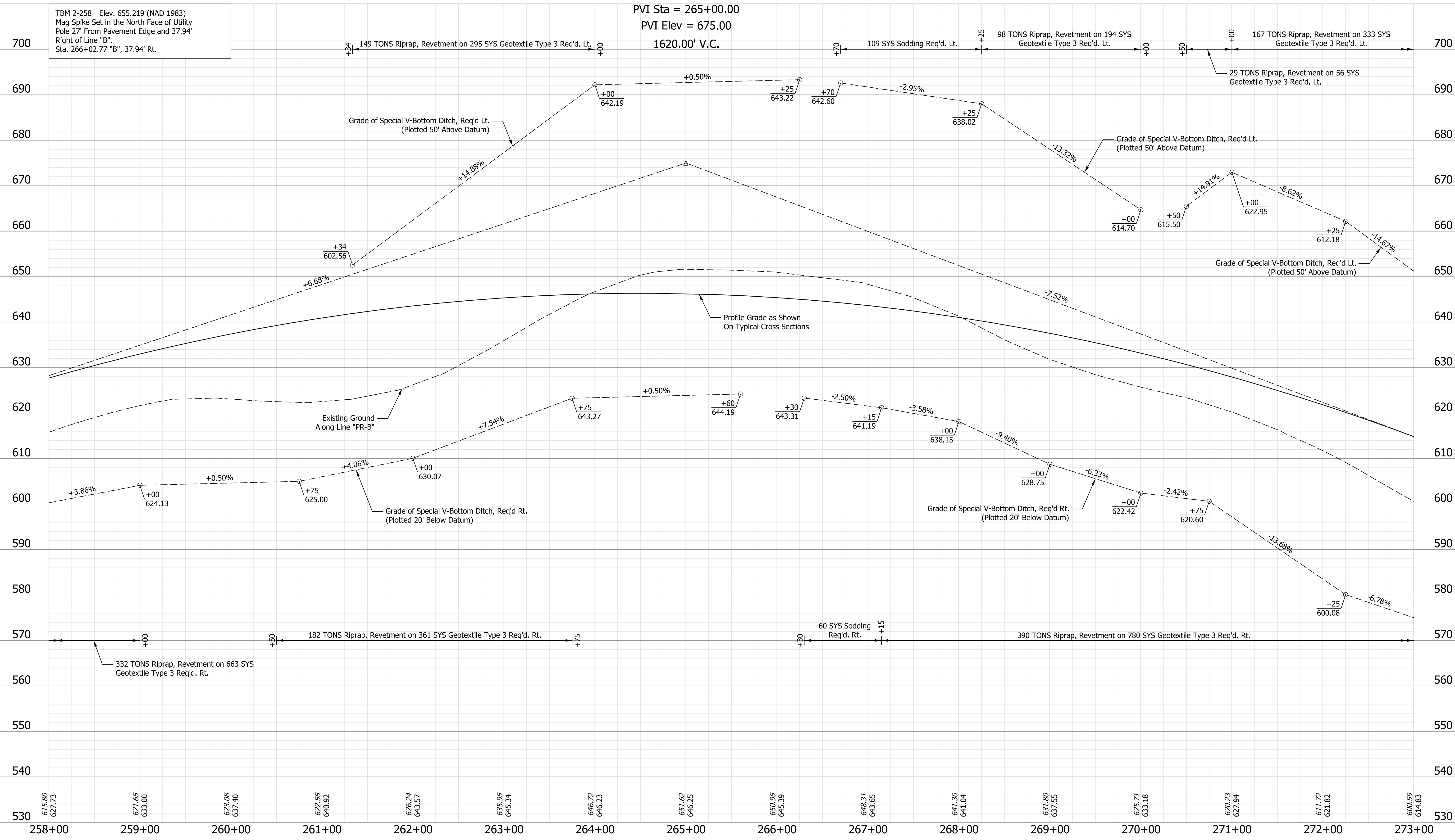
RECOMMENDED FOR APPROVAL	DESIGN ENGINEER	10/4/2022	DATE
DESIGNED: LKW	10/4/2022	DRAWN: LKW	10/4/2022
CHECKED: DJR	10/4/2022	CHECKED: DJR	10/4/2022

INDIANA  
 DEPARTMENT OF TRANSPORTATION  
 SR 258 PLAN  
 LINE "PR-B"  
 STA. 258+00.00 TO STA. 273+00.00

SCALE	BRIDGE FILE
1" = 50'	N/A
	DESIGNATION
	1298633
SURVEY BOOK	SHEETS
Electronic	14 of 36
CONTRACT	PROJECT
R-41258	1298633

TBM 2-258 Elev. 655.219 (NAD 1983)  
Mag Spike Set in the North Face of Utility Pole 27' From Pavement Edge and 37.94' Right of Line "B". Sta. 266+02.77 "B", 37.94' Rt.

PVI Sta = 265+00.00  
PVI Elev = 675.00  
1620.00' V.C.

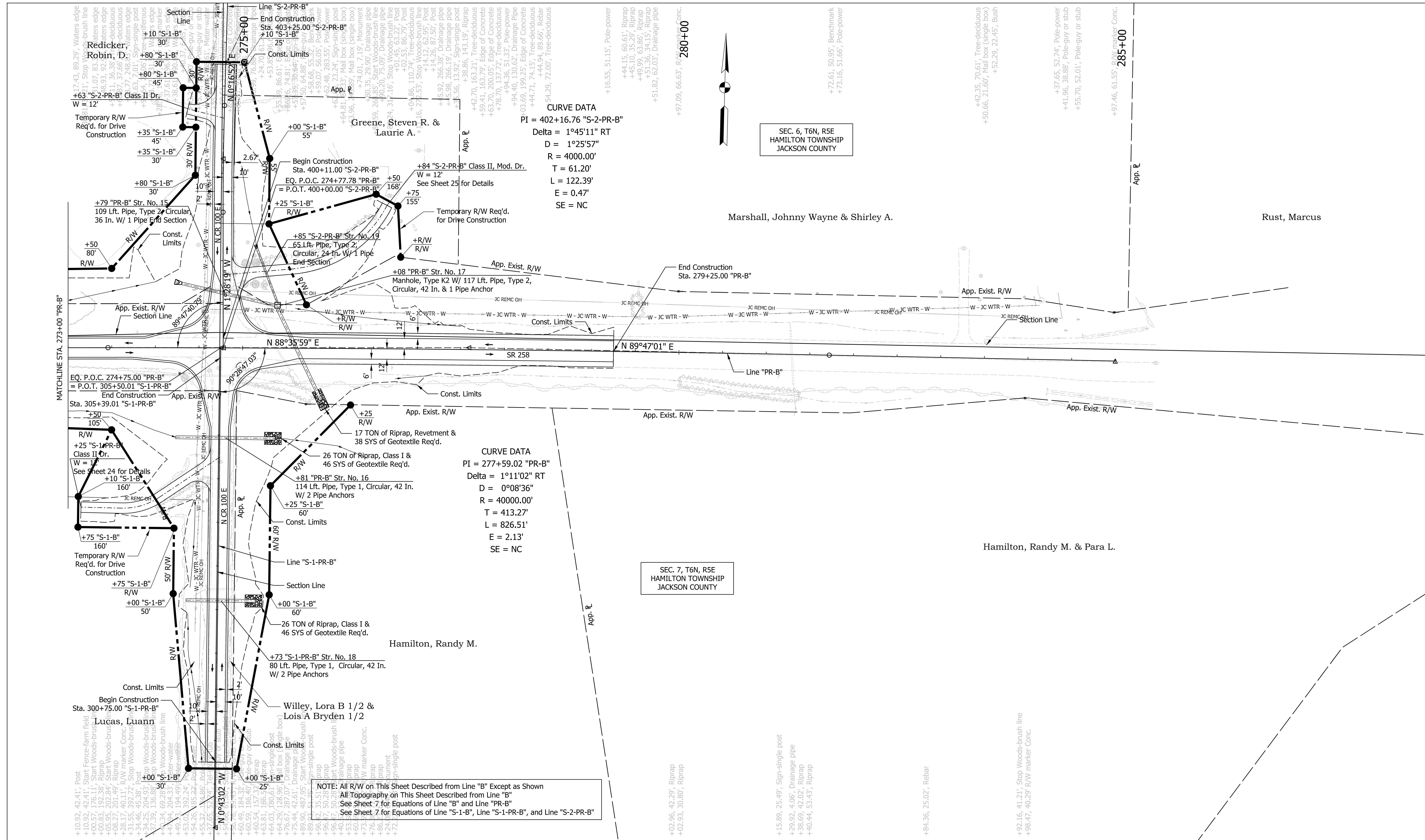


NOT FOR CONSTRUCTION

RECOMMENDED FOR APPROVAL	DESIGN ENGINEER	10/4/2022	DATE
DESIGNED: LKW	10/4/2022	DRAWN: LKW	10/4/2022
CHECKED: DJR	10/4/2022	CHECKED: DJR	10/4/2022

INDIANA  
DEPARTMENT OF TRANSPORTATION  
SR 258 PROFILE  
LINE "PR-B"  
STA. 258+00.00 TO STA. 273+00.00

HORIZONTAL SCALE	BRIDGE FILE
1" = 50'	N/A
VERTICAL SCALE	DESIGNATION
1" = 10'	1298633
SURVEY BOOK	SHEETS
Electronic	15 of 36
CONTRACT	PROJECT
R-41258	1298633



NOT FOR CONSTRUCTION

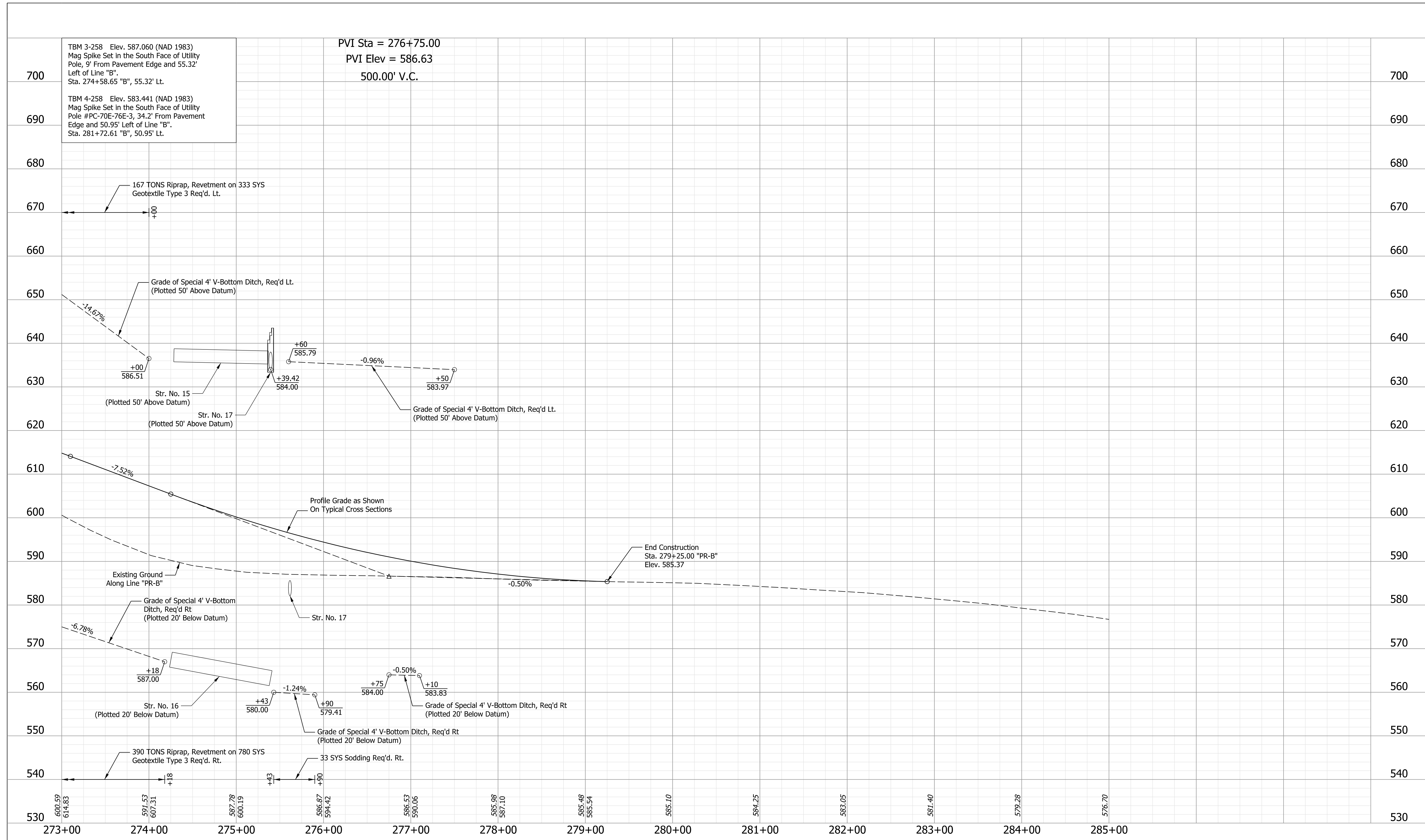
DESIGNED:	LKW	10/4/2022	DRAWN:	LKW	10/4/2022
CHECKED:	DJR	10/4/2022	CHECKED:	DJR	10/4/2022

RECOMMENDED FOR APPROVAL	DESIGN ENGINEER	10/4/2022	DATE
DESIGNED: LKW 10/4/2022 DRAWN: LKW 10/4/2022 CHECKED: DJR 10/4/2022 CHECKED: DJR 10/4/2022			

INDIANA DEPARTMENT OF TRANSPORTATION	
SR 258 PLAN LINE "PR-B" STA. 273+00.00 TO STA. 285+00.00	

SCALE	BRIDGE FILE
1" = 50'	N/A
	DESIGNATION
	1298633
SURVEY BOOK	SHEETS
Electronic	16 of 36
CONTRACT	PROJECT
R-41258	1298633





TBM 3-258 Elev. 587.060 (NAD 1983)  
Mag Spike Set in the South Face of Utility Pole, 9' From Pavement Edge and 55.32' Left of Line "B".  
Sta. 274+58.65 "B", 55.32' Lt.

TBM 4-258 Elev. 583.441 (NAD 1983)  
Mag Spike Set in the South Face of Utility Pole #PC-70E-76E-3, 34.2' From Pavement Edge and 50.95' Left of Line "B".  
Sta. 281+72.61 "B", 50.95' Lt.

PVI Sta = 276+75.00  
PVI Elev = 586.63  
500.00' V.C.

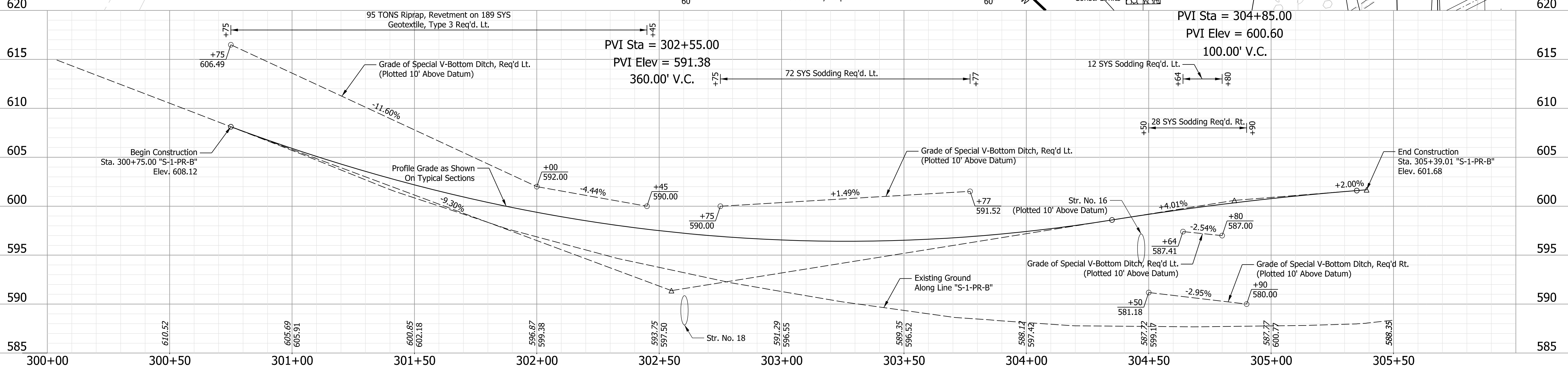
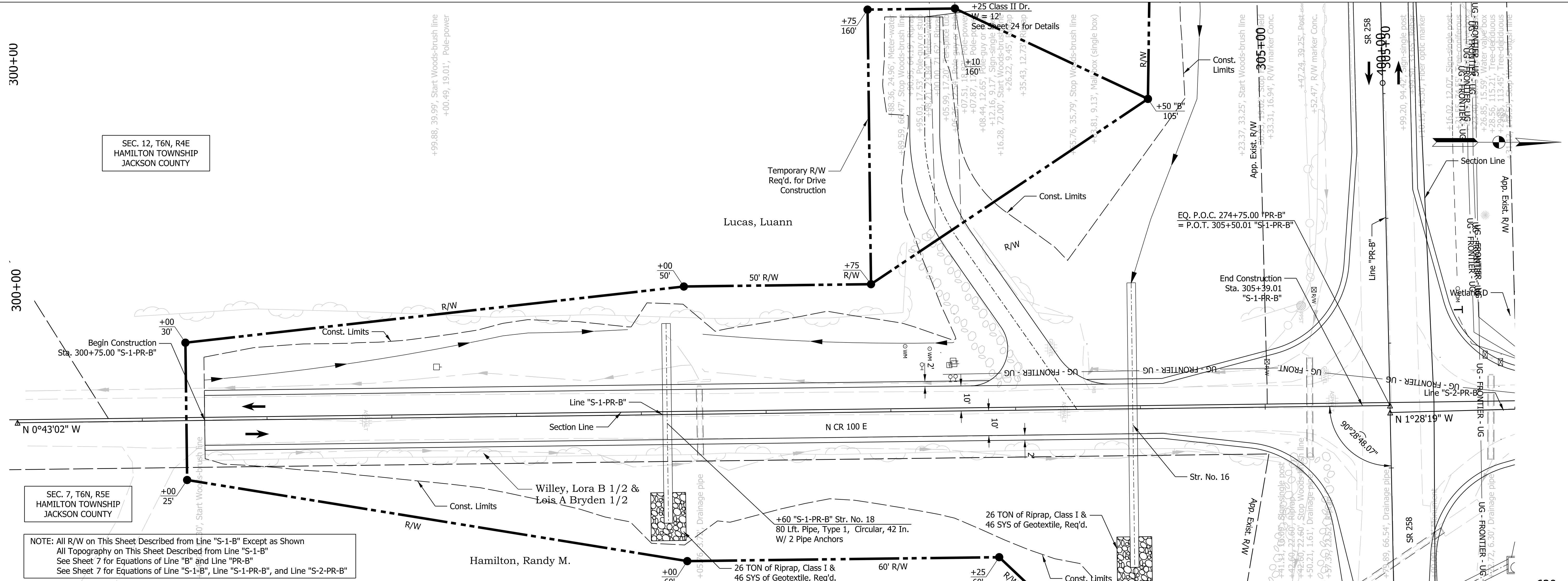
NOT FOR CONSTRUCTION

RECOMMENDED FOR APPROVAL	DESIGN ENGINEER	10/4/2022	DATE
DESIGNED: LKW	10/4/2022	DRAWN: LKW	10/4/2022
CHECKED: DJR	10/4/2022	CHECKED: DJR	10/4/2022

INDIANA  
DEPARTMENT OF TRANSPORTATION

SR 258 PROFILE  
LINE "PR-B"  
STA. 273+00.00 TO STA. 285+00.00

HORIZONTAL SCALE	BRIDGE FILE
1" = 50'	N/A
VERTICAL SCALE	DESIGNATION
1" = 10'	1298633
SURVEY BOOK	SHEETS
Electronic	17 of 36
CONTRACT	PROJECT
R-41258	1298633

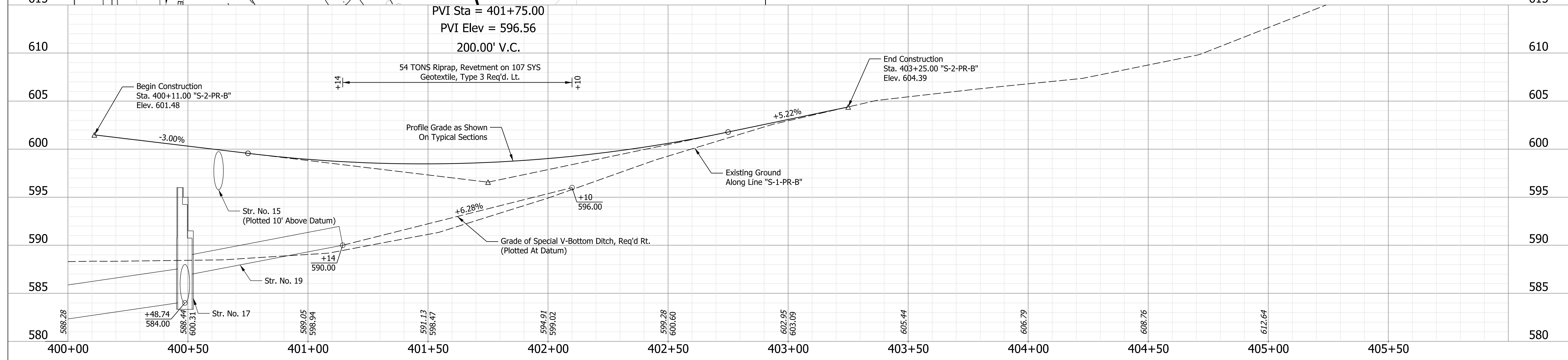
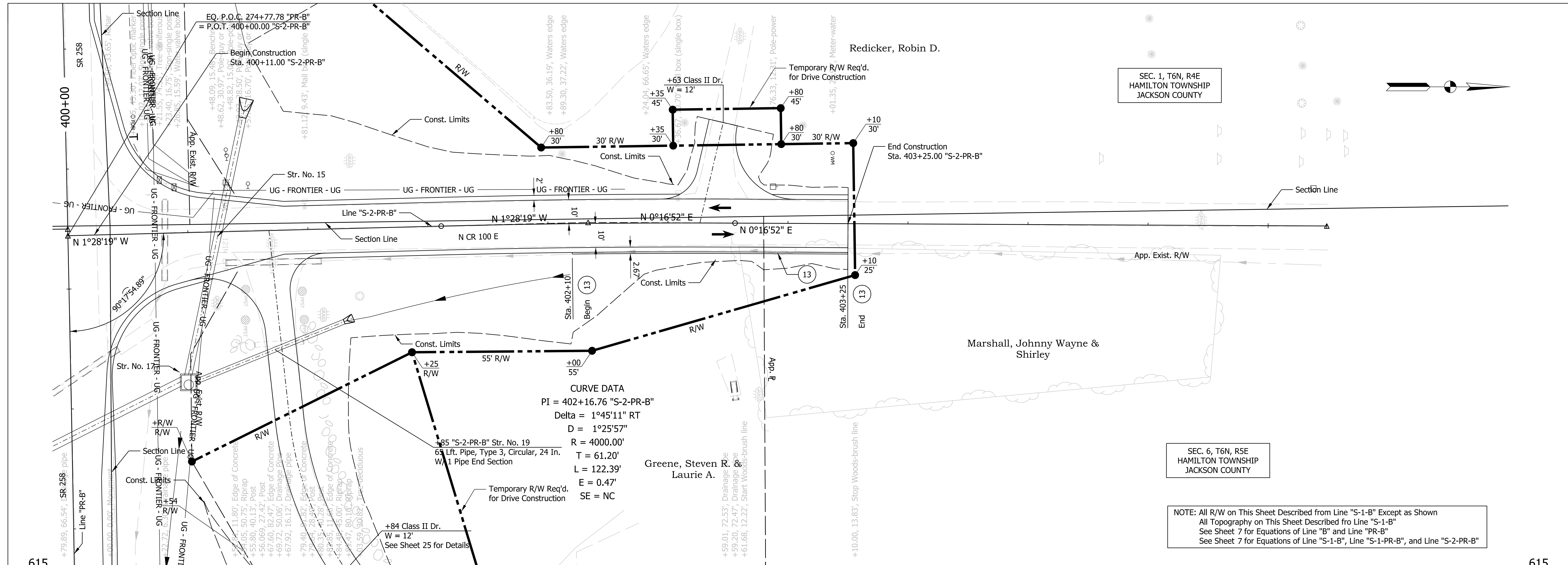


**NOT FOR CONSTRUCTION**

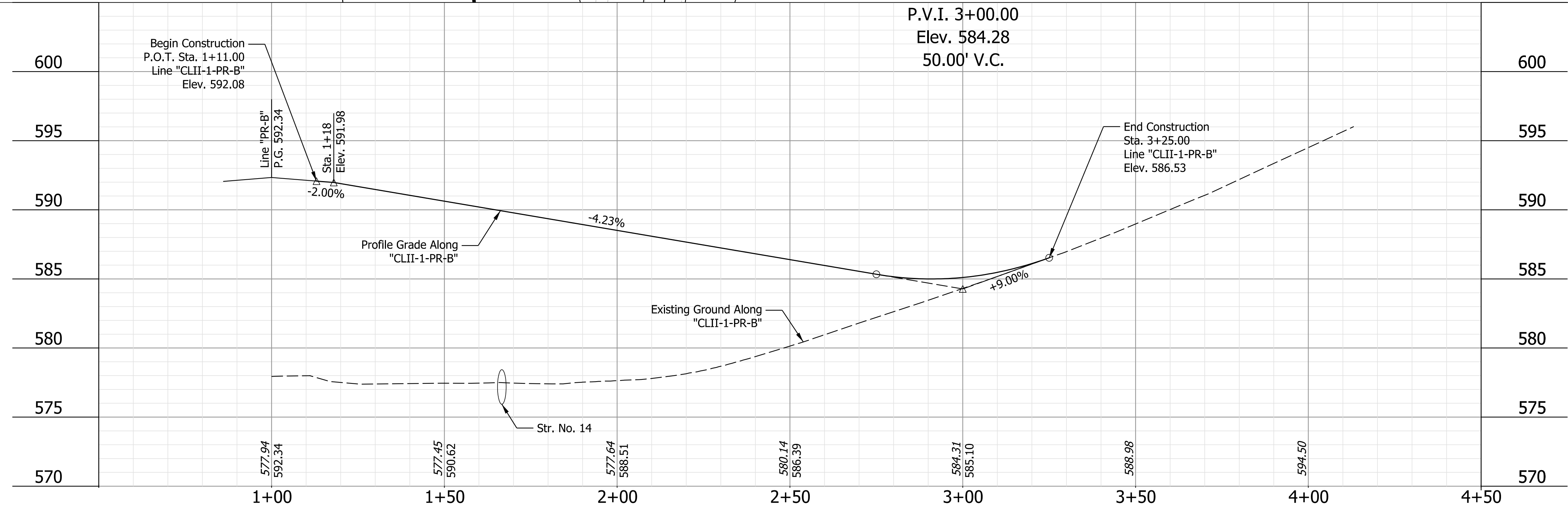
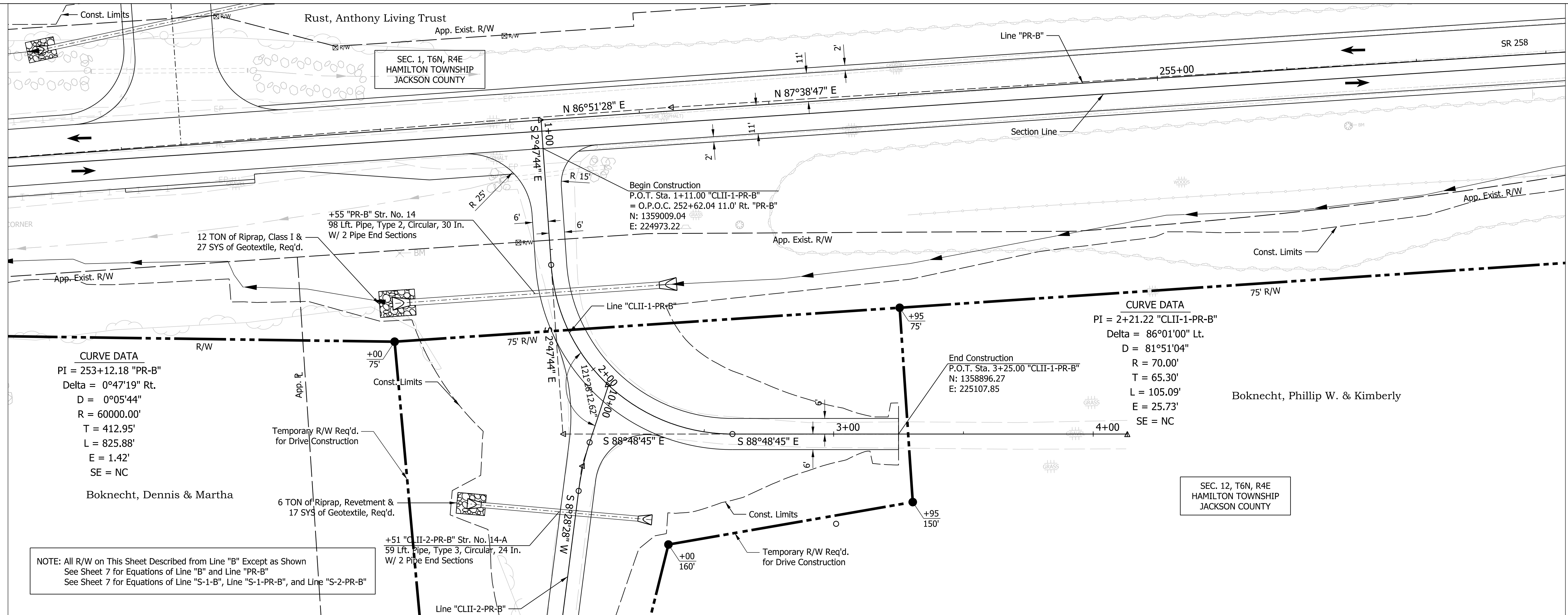
RECOMMENDED FOR APPROVAL	DESIGN ENGINEER	10/4/2022	DATE
DESIGNED: LKW	10/4/2022	DRAWN: LKW	10/4/2022
CHECKED: DJR	10/4/2022	CHECKED: DJR	10/4/2022

**INDIANA DEPARTMENT OF TRANSPORTATION**  
**N CR 100 E PLAN & PROFILE**  
**LINE "S-1-PR-B"**  
**STA. 300+00.00 TO STA. 305+50.01**

HORIZONTAL SCALE	BRIDGE FILE
1" = 20'	N/A
VERTICAL SCALE	DESIGNATION
1" = 5'	1298633
SURVEY BOOK	SHEETS
Electronic	18 of 36
CONTRACT	PROJECT
R-41258	1298633



<b>LEGEND</b> 19 Concrete Gutter	<b>NOT FOR CONSTRUCTION</b>	RECOMMENDED FOR APPROVAL _____ 10/4/2022 DATE DESIGN ENGINEER _____	INDIANA DEPARTMENT OF TRANSPORTATION		HORIZONTAL SCALE 1" = 20' BRIDGE FILE N/A
		DESIGNED: LKW 10/4/2022 DRAWN: LKW 10/4/2022 CHECKED: DJR 10/4/2022 CHECKED: DJR 10/4/2022	N CR 100 E PLAN & PROFILE LINE "S-2-PR-B" STA. 400+00.00 TO STA. 405+24.42		VERTICAL SCALE 1" = 5' DESIGNATION 1298633
			SURVEY BOOK Electronic 19 of 36 CONTRACT R-41258 PROJECT 1298633		



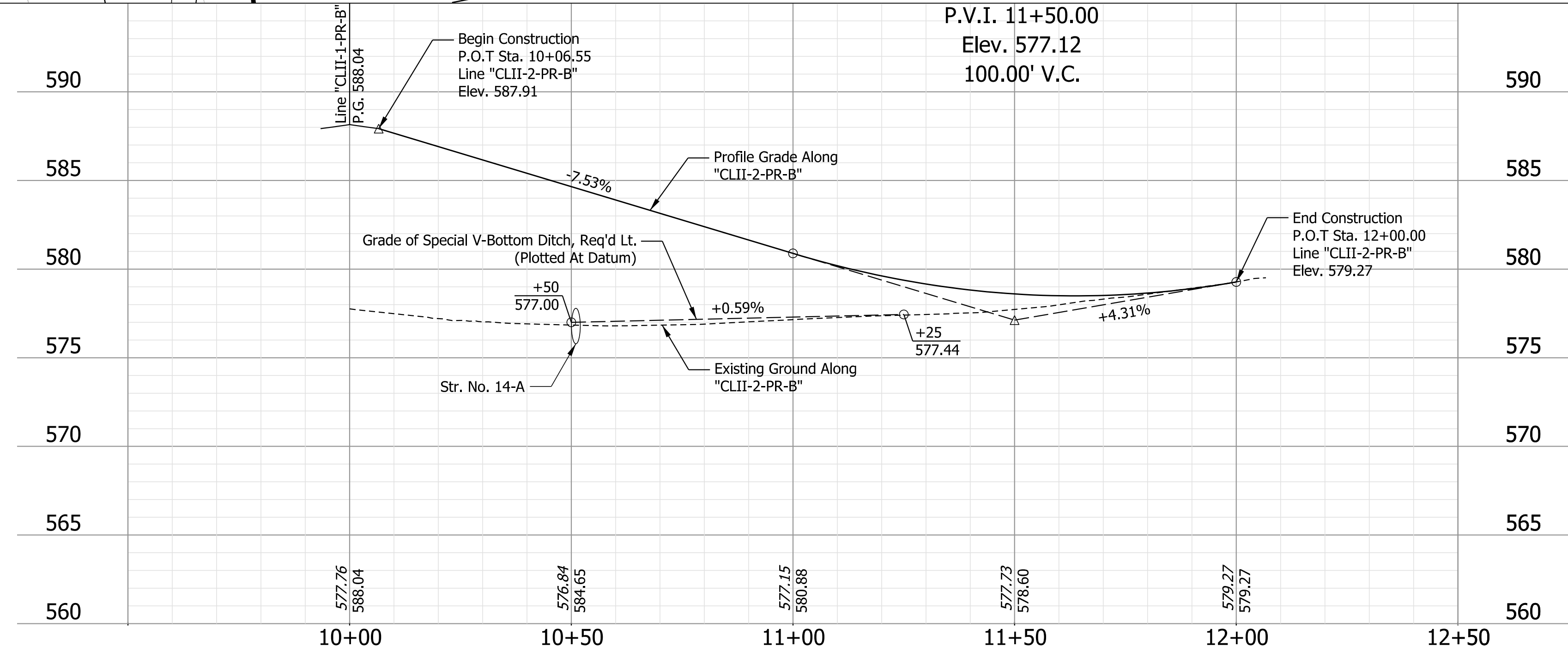
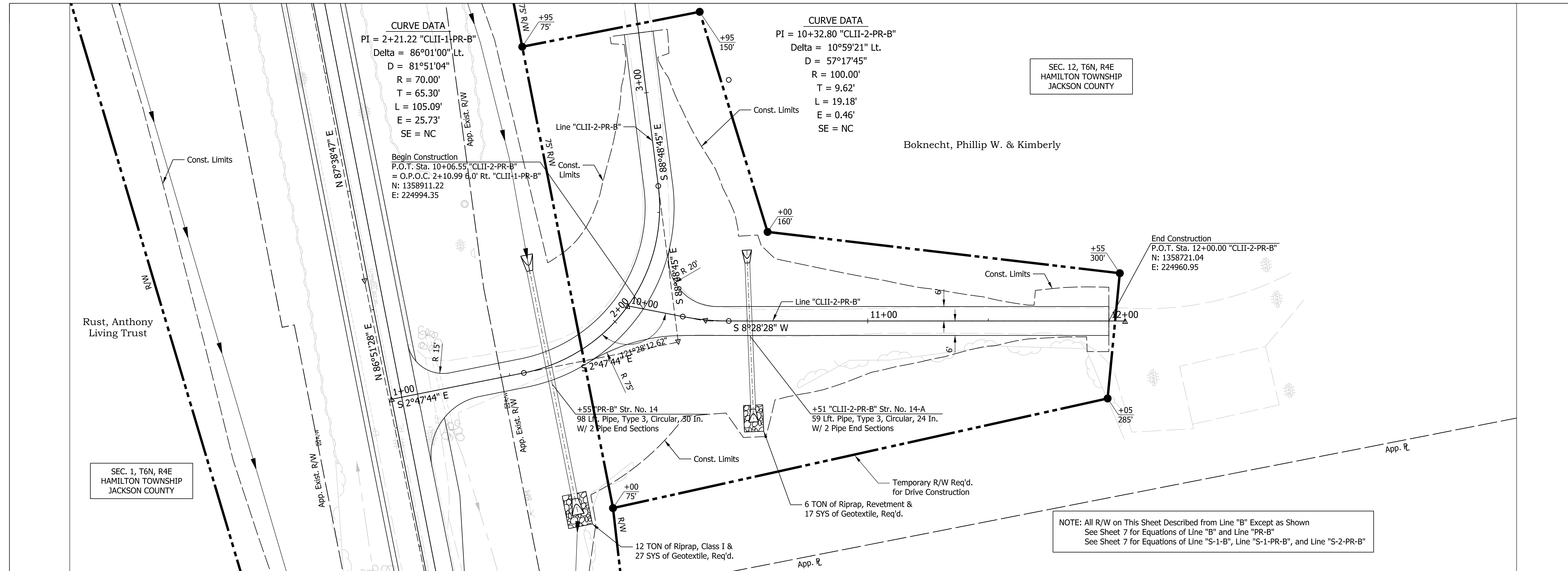
**NOT FOR CONSTRUCTION**

RECOMMENDED FOR APPROVAL	DESIGN ENGINEER	10/4/2022	DATE
DESIGNED: LKW	10/4/2022	DRAWN: LKW	10/4/2022
CHECKED: DJR	10/4/2022	CHECKED: DJR	10/4/2022

INDIANA  
 DEPARTMENT OF TRANSPORTATION

**CLASS II DRIVE DETAILS**  
 "CLII-1-PR-B"

HORIZONTAL SCALE	BRIDGE FILE
1" = 20'	N/A
VERTICAL SCALE	DESIGNATION
1" = 5'	1298633
SURVEY BOOK	SHEETS
Electronic	20 of 36
CONTRACT	PROJECT
R-41258	1298633



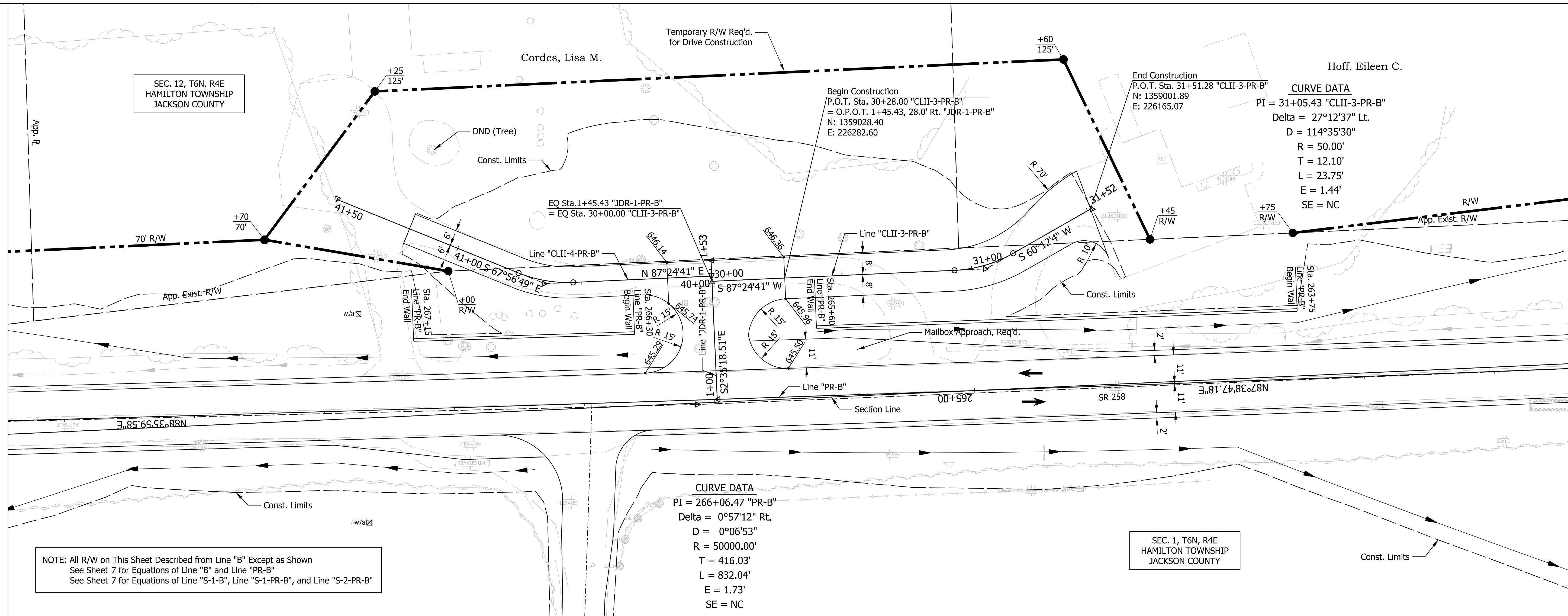
**NOT FOR CONSTRUCTION**

RECOMMENDED FOR APPROVAL	DESIGN ENGINEER	10/4/2022	DATE
DESIGNED: LKW	10/4/2022	DRAWN: LKW	10/4/2022
CHECKED: DJR	10/4/2022	CHECKED: DJR	10/4/2022

**INDIANA DEPARTMENT OF TRANSPORTATION**

**CLASS II DRIVE DETAILS "CLII-2-PR-B"**

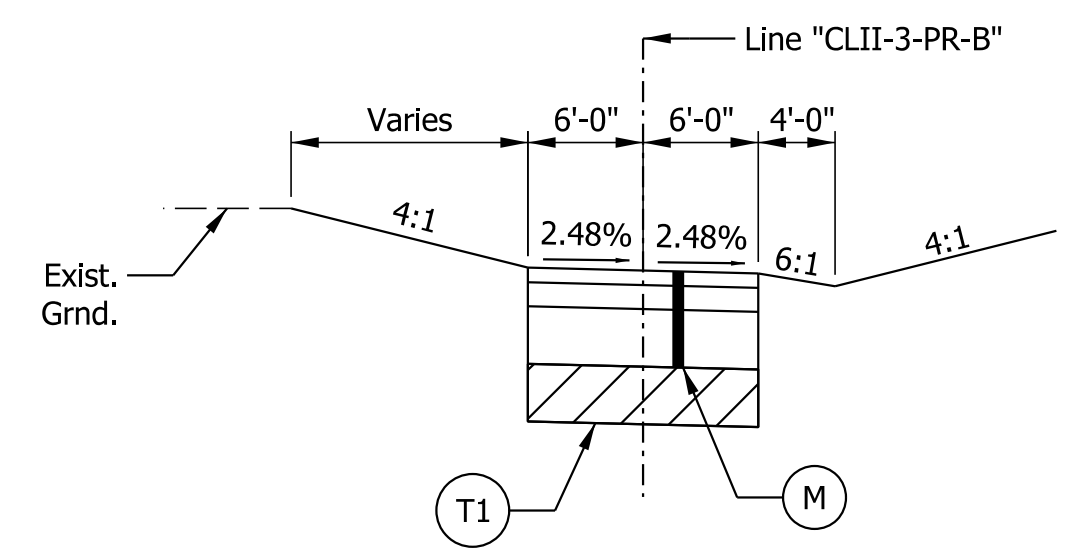
HORIZONTAL SCALE	BRIDGE FILE
1" = 20'	N/A
VERTICAL SCALE	DESIGNATION
1" = 5'	1298633
SURVEY BOOK	SHEETS
Electronic	21 of 36
CONTRACT	PROJECT
R-41258	1298633



NOTE: All R/W on This Sheet Described from Line "B" Except as Shown  
 See Sheet 7 for Equations of Line "B" and Line "PR-B"  
 See Sheet 7 for Equations of Line "S-1-B", Line "S-1-PR-B", and Line "S-2-PR-B"

CURVE DATA  
 PI = 266+06.47 "PR-B"  
 Delta = 0°57'12" Rt.  
 D = 0°06'53"  
 R = 50000.00'  
 T = 416.03'  
 L = 832.04'  
 E = 1.73'  
 SE = NC

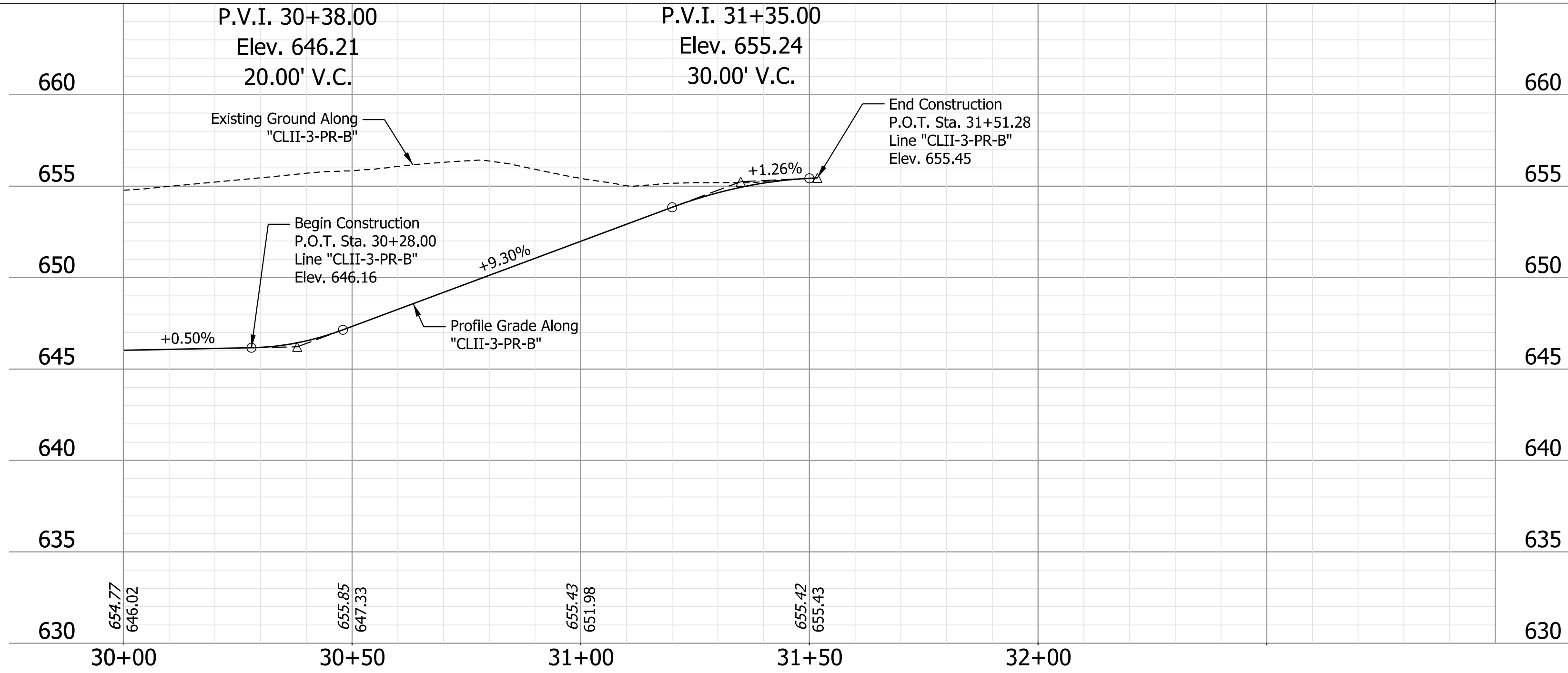
SEC. 1, T6N, R4E  
 HAMILTON TOWNSHIP  
 JACKSON COUNTY



TYPICAL SECTION DRIVE "CLII-3-PR-B"  
 NOT TO SCALE  
 STA. 30+28.00 "CLII-3-PR-B" TO STA. 31+51.28 "CLII-3-PR-B"

LEGEND

- (M) HMA for Approaches, Type B, Consisting of:  
 165# /SYS HMA Surface, Type B on  
 275# /SYS HMA Intermediate, Type B on  
 6 in. Compacted Aggregate, No. 53
- (T1) Subgrade Treatment, Type II

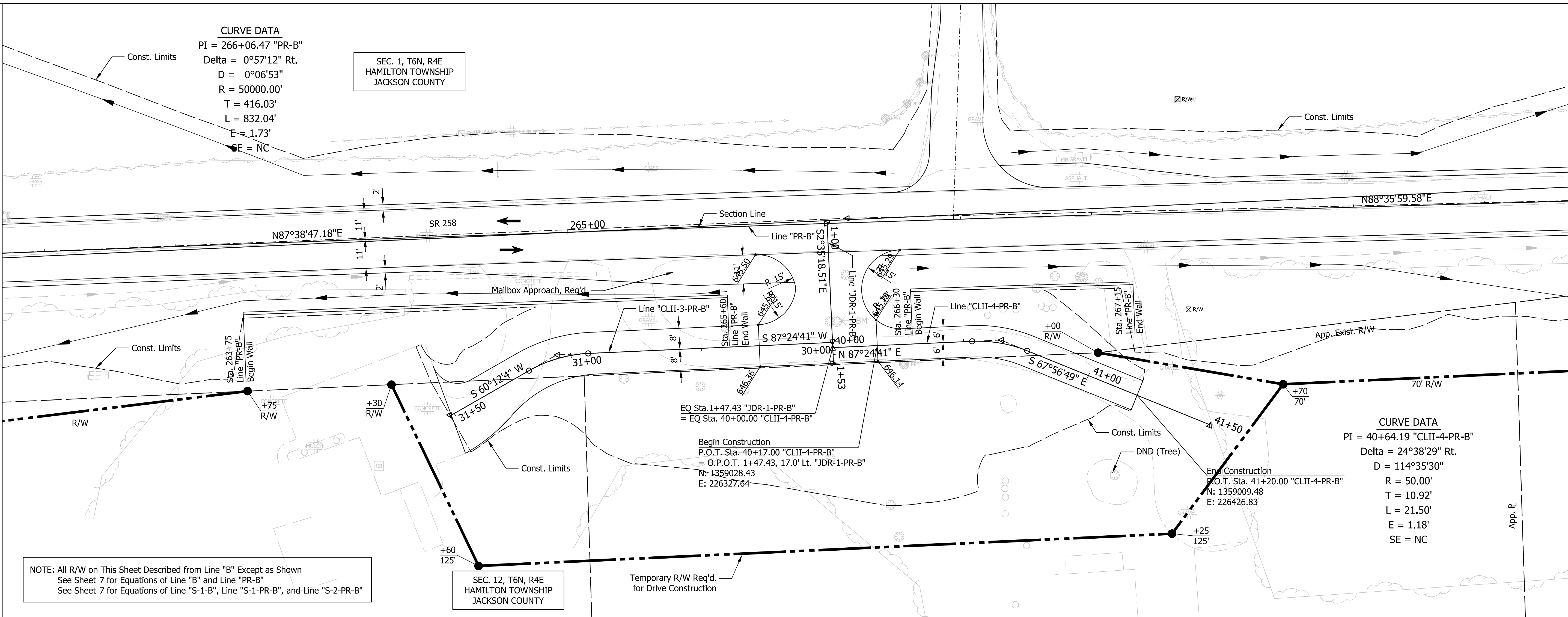


NOT FOR CONSTRUCTION	RECOMMENDED FOR APPROVAL _____	DESIGN ENGINEER	10/4/2022	DATE
	DESIGNED: LKW	10/4/2022	DRAWN: LKW	10/4/2022
	CHECKED: DJR	10/4/2022	CHECKED: DJR	10/4/2022
	INDIANA DEPARTMENT OF TRANSPORTATION			
CLASS II DRIVE DETAILS "CLII-3-PR-B"				
HORIZONTAL SCALE 1" = 20'		BRIDGE FILE N/A		
VERTICAL SCALE 1" = 5'		DESIGNATION 1298633		
SURVEY BOOK Electronic		SHEETS 22 of 36		
CONTRACT R-41258		PROJECT 1298633		

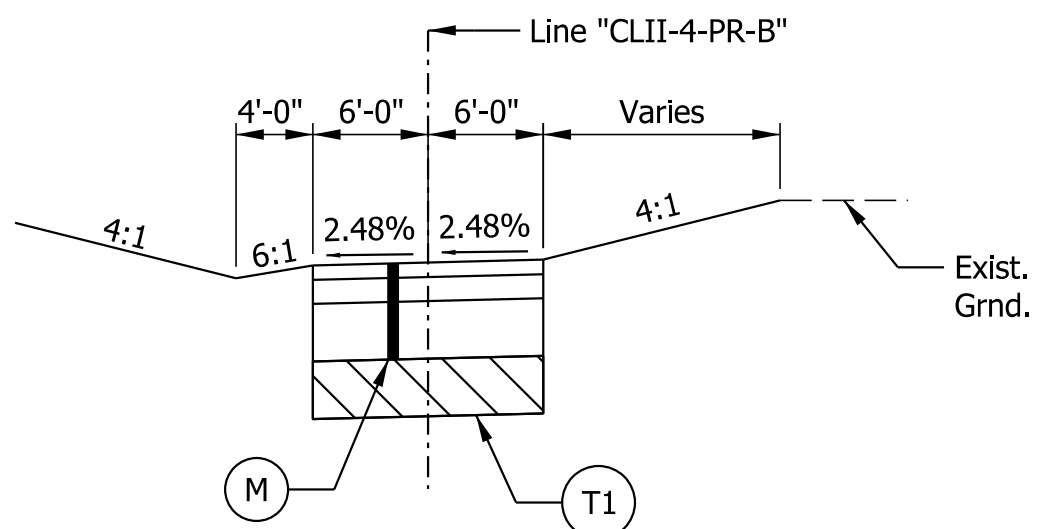
**CURVE DATA**

PI = 266+06.47 "PR-B"  
 Delta = 0°57'12" Rt.  
 D = 0°06'53"  
 R = 50000.00'  
 T = 416.03'  
 L = 832.04'  
 E = 1.73'  
 SE = NC

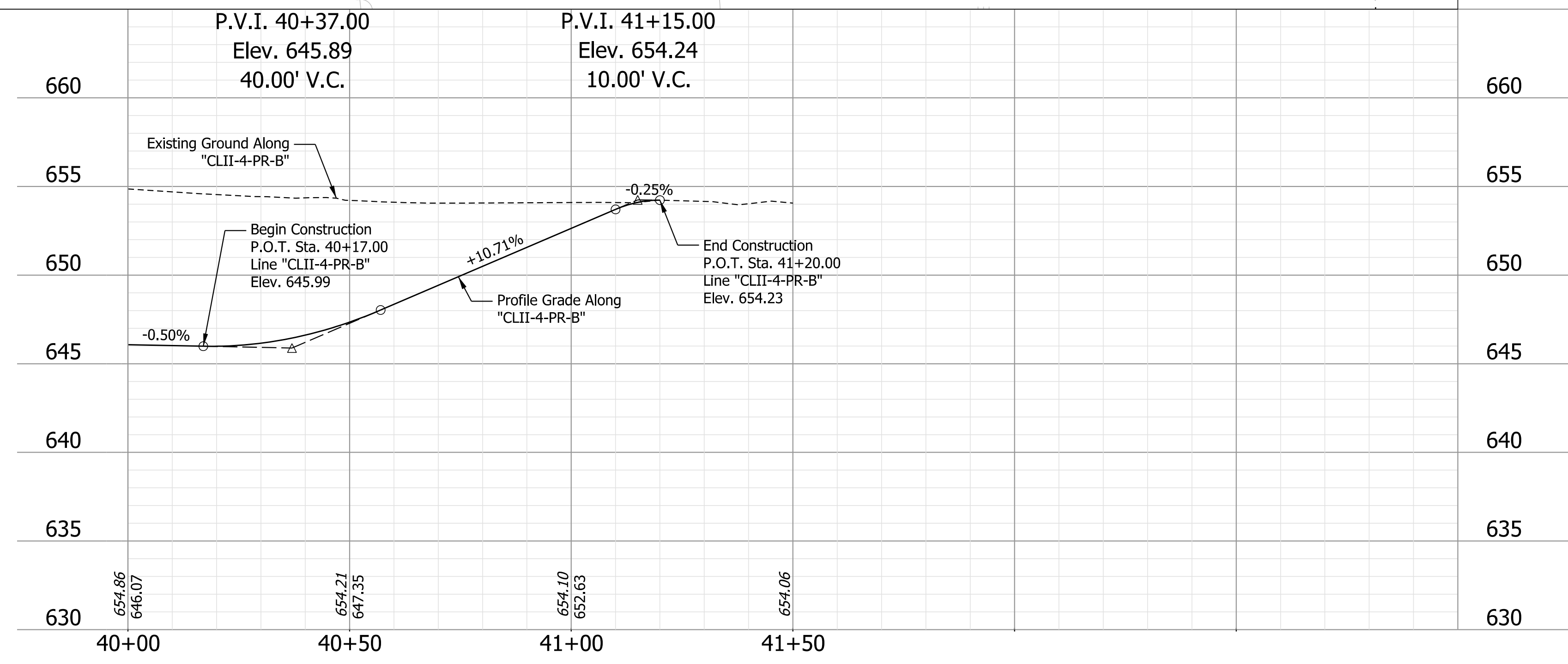
SEC. 1, T6N, R4E  
 HAMILTON TOWNSHIP  
 JACKSON COUNTY



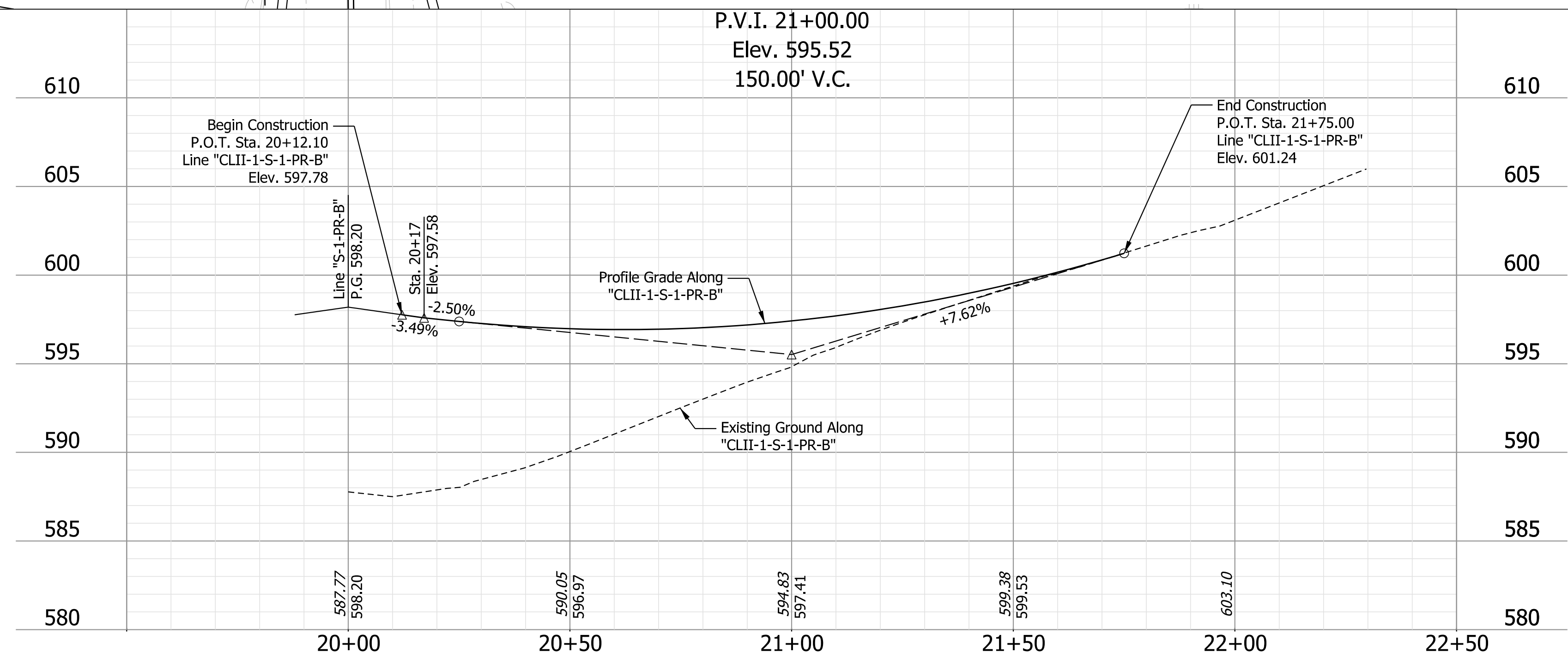
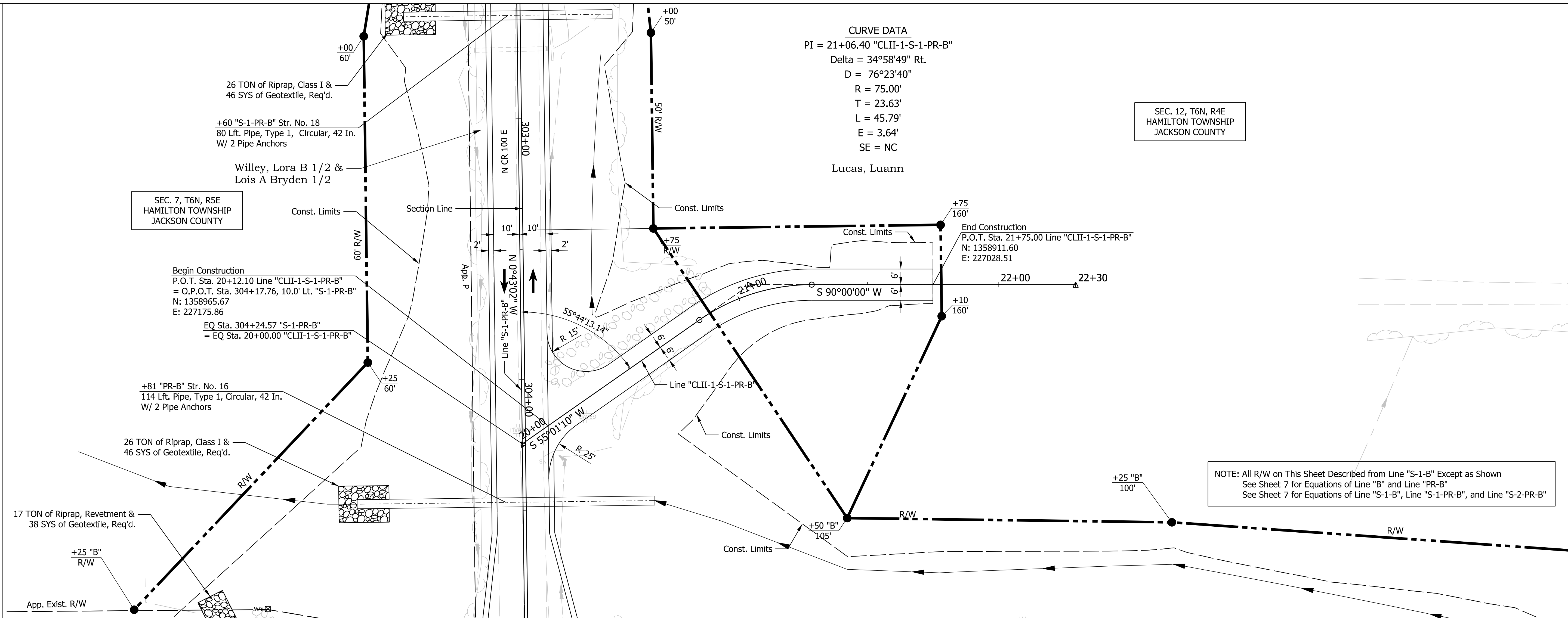
NOTE: All R/W on This Sheet Described from Line "B" Except as Shown  
 See Sheet 7 for Equations of Line "B" and Line "PR-B"  
 See Sheet 7 for Equations of Line "S-1-B", Line "S-1-PR-B", and Line "S-2-PR-B"



- LEGEND**
- (M) HMA for Approaches, Type B, Consisting of: 165# /SYS HMA Surface, Type B on 275# /SYS HMA Intermediate, Type B on 6 in. Compacted Aggregate, No. 53
  - (T1) Subgrade Treatment, Type II



<b>NOT FOR CONSTRUCTION</b>	RECOMMENDED FOR APPROVAL _____	DESIGN ENGINEER	10/4/2022	DATE
	DESIGNED: LKW	10/4/2022	DRAWN: LKW	10/4/2022
	CHECKED: DJR	10/4/2022	CHECKED: DJR	10/4/2022
	INDIANA DEPARTMENT OF TRANSPORTATION			
CLASS II DRIVE DETAILS "CLII-4-PR-B"				
HORIZONTAL SCALE 1" = 20'		BRIDGE FILE N/A		
VERTICAL SCALE 1" = 5'		DESIGNATION 1298633		
SURVEY BOOK Electronic		SHEETS 23 of 36		
CONTRACT R-41258		PROJECT 1298633		



**NOT FOR CONSTRUCTION**

RECOMMENDED FOR APPROVAL	DESIGN ENGINEER	10/4/2022	DATE
DESIGNED: LKW	10/4/2022	DRAWN: LKW	10/4/2022
CHECKED: DJR	10/4/2022	CHECKED: DJR	10/4/2022

INDIANA  
 DEPARTMENT OF TRANSPORTATION

CLASS II DRIVE DETAILS  
 "CLII-1-S-1-PR-B"

HORIZONTAL SCALE	BRIDGE FILE
1" = 20'	N/A
VERTICAL SCALE	DESIGNATION
1" = 5'	1298633
SURVEY BOOK	SHEETS
Electronic	24 of 36
CONTRACT	PROJECT
R-41258	1298633



SEC. 1, T6N, R4E  
HAMILTON TOWNSHIP  
JACKSON COUNTY

SEC. 6, T6N, R5E  
HAMILTON TOWNSHIP  
JACKSON COUNTY

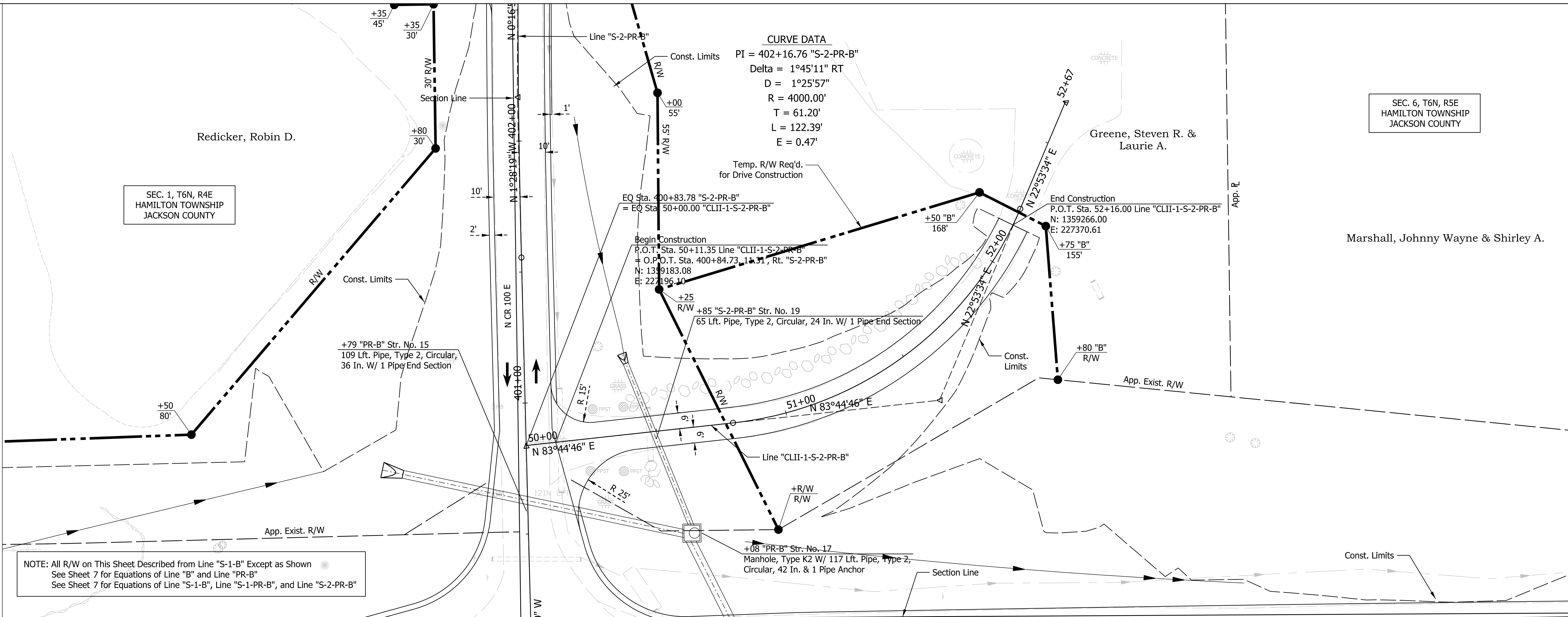
Redicker, Robin D.

Greene, Steven R. &  
Laurie A.

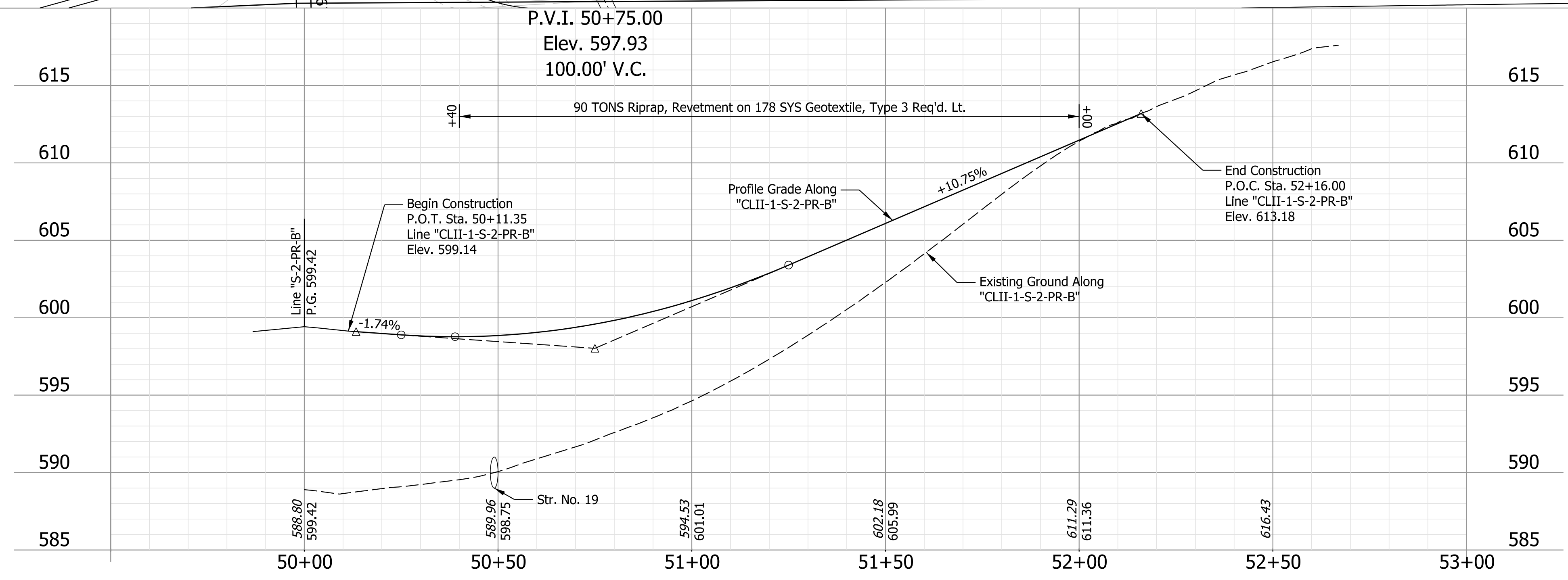
Marshall, Johnny Wayne & Shirley A.

**CURVE DATA**

PI = 402+16.76 "S-2-PR-B"  
Delta = 1°45'11" RT  
D = 1°25'57"  
R = 4000.00'  
T = 61.20'  
L = 122.39'  
E = 0.47'



NOTE: All R/W on This Sheet Described from Line "S-1-B" Except as Shown  
See Sheet 7 for Equations of Line "B" and Line "PR-B"  
See Sheet 7 for Equations of Line "S-1-B", Line "S-1-PR-B", and Line "S-2-PR-B"



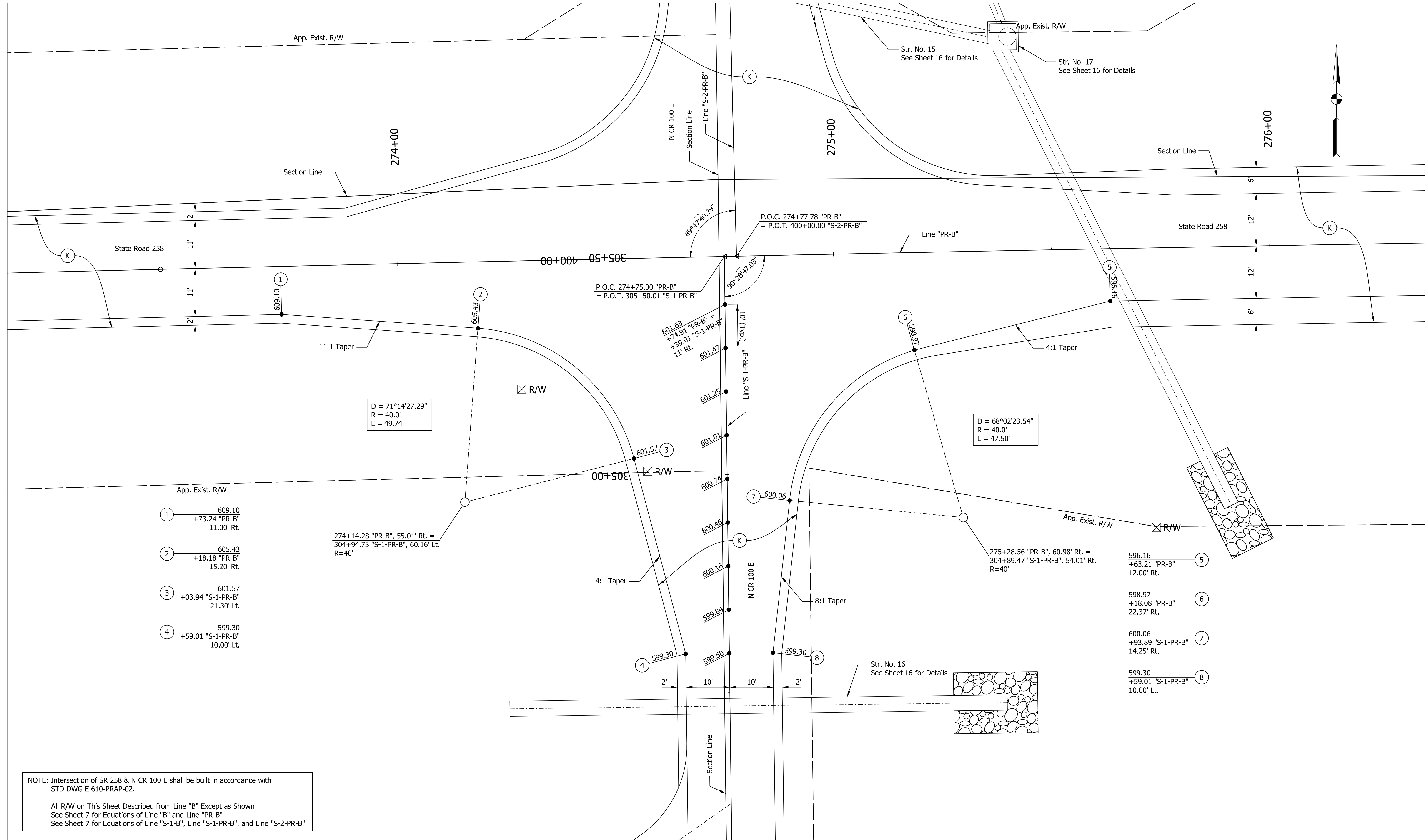
**NOT FOR  
CONSTRUCTION**

RECOMMENDED FOR APPROVAL	DESIGN ENGINEER	10/4/2022	DATE
DESIGNED: LKW	10/4/2022	DRAWN: LKW	10/4/2022
CHECKED: DJR	10/4/2022	CHECKED: DJR	10/4/2022

INDIANA  
DEPARTMENT OF TRANSPORTATION

CLASS II DRIVE DETAILS  
"CLII-1-S-2-PR-B"

HORIZONTAL SCALE	BRIDGE FILE
1" = 20'	N/A
VERTICAL SCALE	DESIGNATION
1" = 5'	1298633
SURVEY BOOK	SHEETS
Electronic	25 of 36
CONTRACT	PROJECT
R-41258	1298633



NOTE: Intersection of SR 258 & N CR 100 E shall be built in accordance with STD DWG E 610-PRAP-02.

All R/W on This Sheet Described from Line "B" Except as Shown  
 See Sheet 7 for Equations of Line "B" and Line "PR-B"  
 See Sheet 7 for Equations of Line "S-1-B", Line "S-1-PR-B", and Line "S-2-PR-B"

**LEGEND**

(K)	165# /SYS QC/QA HMA, 3, 64, Surface, 9.5mm on
	275# /SYS QC/QA HMA, 2, 64, Intermediate, 19mm on
	660# /SYS QC/QA HMA, 2, 64, Base, 19.0mm on
	Subgrade Treatment, Type IBC

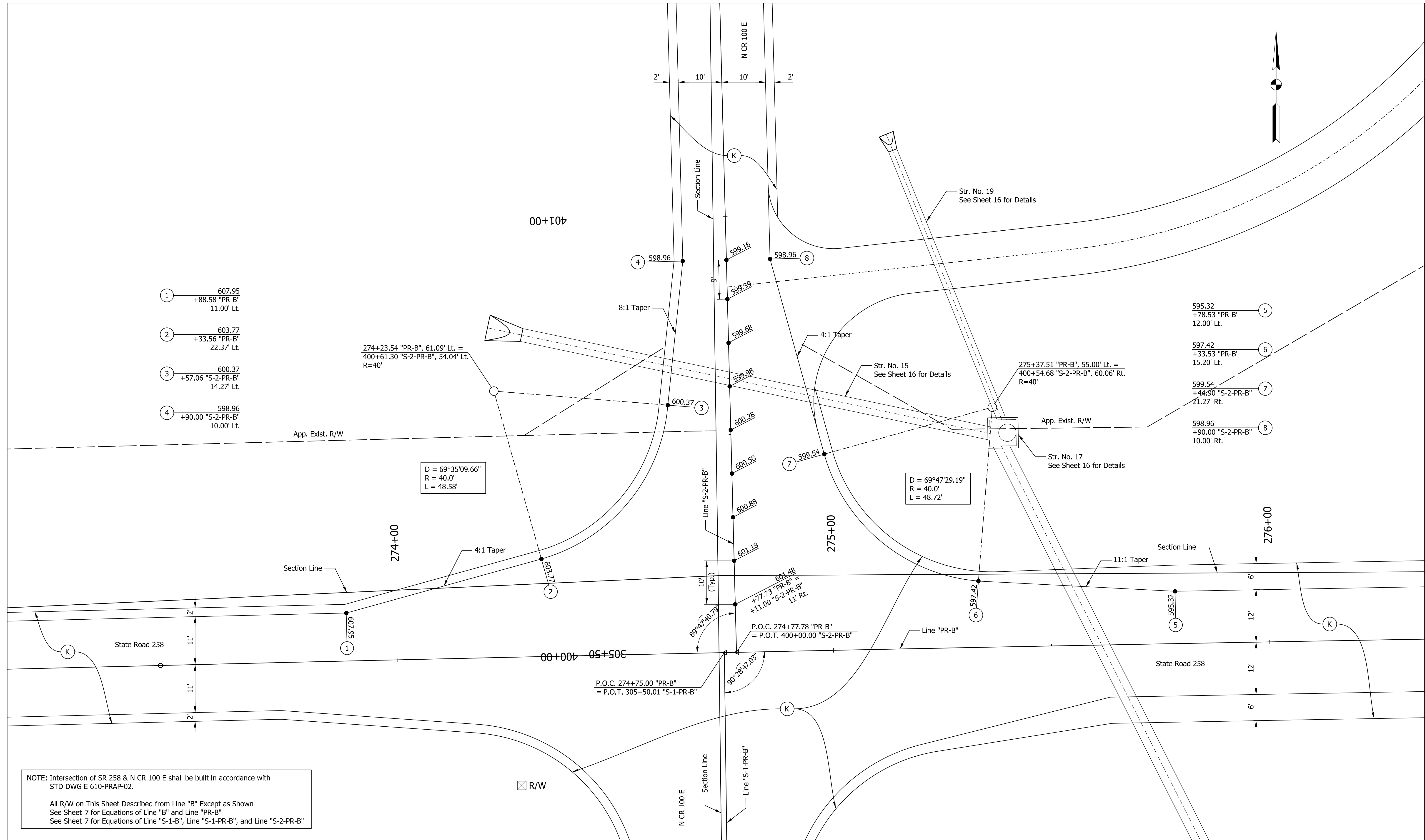
**NOT FOR CONSTRUCTION**

RECOMMENDED FOR APPROVAL	DESIGN ENGINEER	10/4/2022	DATE
DESIGNED: LKW	10/4/2022	DRAWN: LKW	10/4/2022
CHECKED: DJR	10/4/2022	CHECKED: DJR	10/4/2022

**INDIANA**  
**DEPARTMENT OF TRANSPORTATION**

**INTERSECTION DETAILS**  
**N CR 100 E**

SCALE	BRIDGE FILE
1" = 10'	N/A
	DESIGNATION
	1298633
SURVEY BOOK	SHEETS
Electronic	26 of 36
CONTRACT	PROJECT
R-41258	1298633



- ① 607.95  
+88.58 "PR-B"  
11.00' Lt.
- ② 603.77  
+33.56 "PR-B"  
22.37' Lt.
- ③ 600.37  
+57.06 "S-2-PR-B"  
14.27' Lt.
- ④ 598.96  
+90.00 "S-2-PR-B"  
10.00' Lt.

- ⑤ 595.32  
+78.53 "PR-B"  
12.00' Lt.
- ⑥ 597.42  
+33.53 "PR-B"  
15.20' Lt.
- ⑦ 599.54  
+44.90 "S-2-PR-B"  
21.27' Rt.
- ⑧ 598.96  
+90.00 "S-2-PR-B"  
10.00' Rt.

D = 69°35'09.66"  
R = 40.0'  
L = 48.58'

D = 69°47'29.19"  
R = 40.0'  
L = 48.72'

NOTE: Intersection of SR 258 & N CR 100 E shall be built in accordance with STD DWG E 610-PRAP-02.

All R/W on This Sheet Described from Line "B" Except as Shown  
See Sheet 7 for Equations of Line "B" and Line "PR-B"  
See Sheet 7 for Equations of Line "S-1-B", Line "S-1-PR-B", and Line "S-2-PR-B"

**LEGEND**

Ⓚ 165# /SYS QC/QA HMA, 3, 64, Surface, 9.5mm on  
275# /SYS QC/QA HMA, 2, 64, Intermediate, 19mm on  
660# /SYS QC/QA HMA, 2, 64, Base, 19.0mm on  
Subgrade Treatment, Type IBC

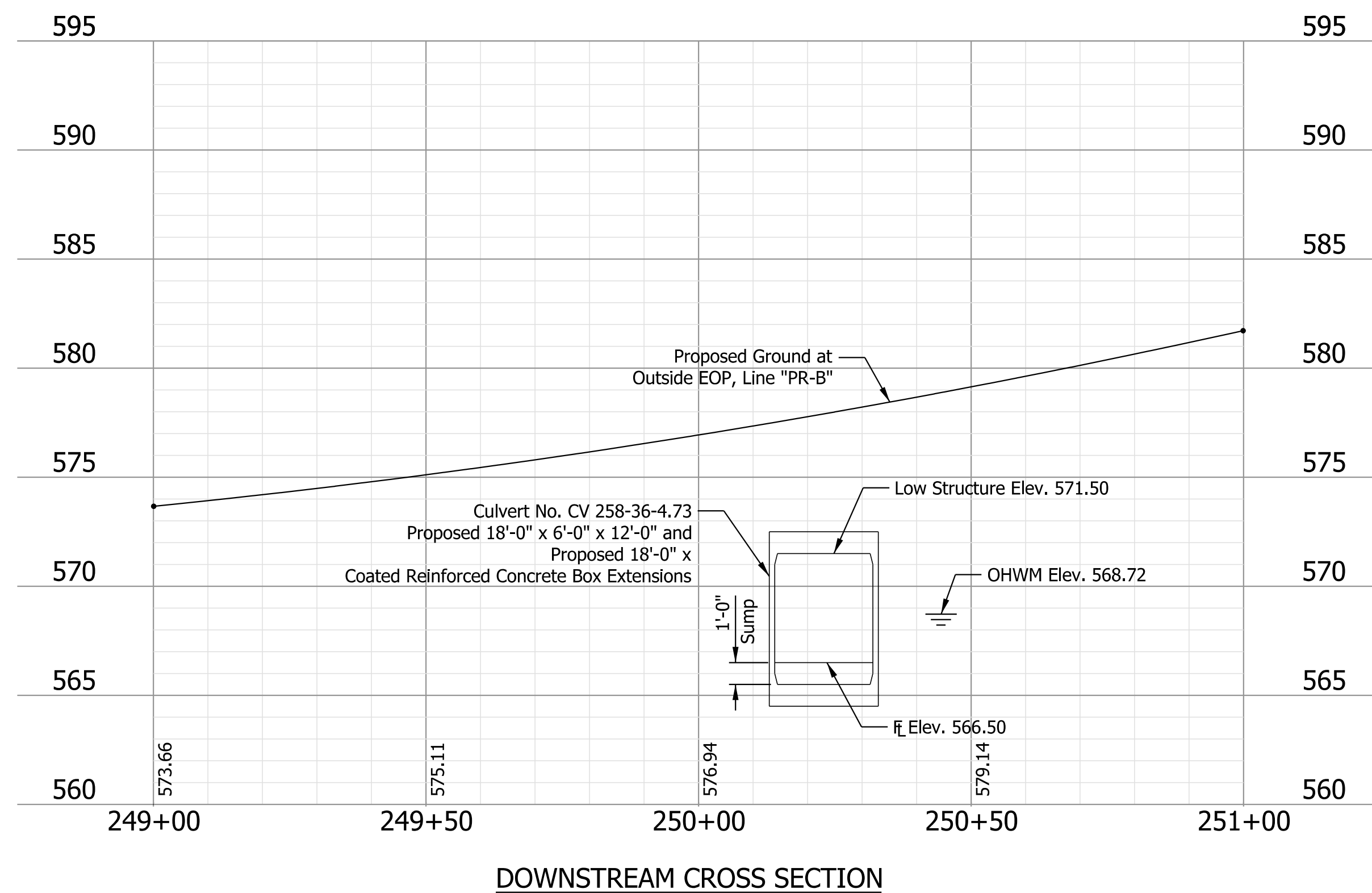
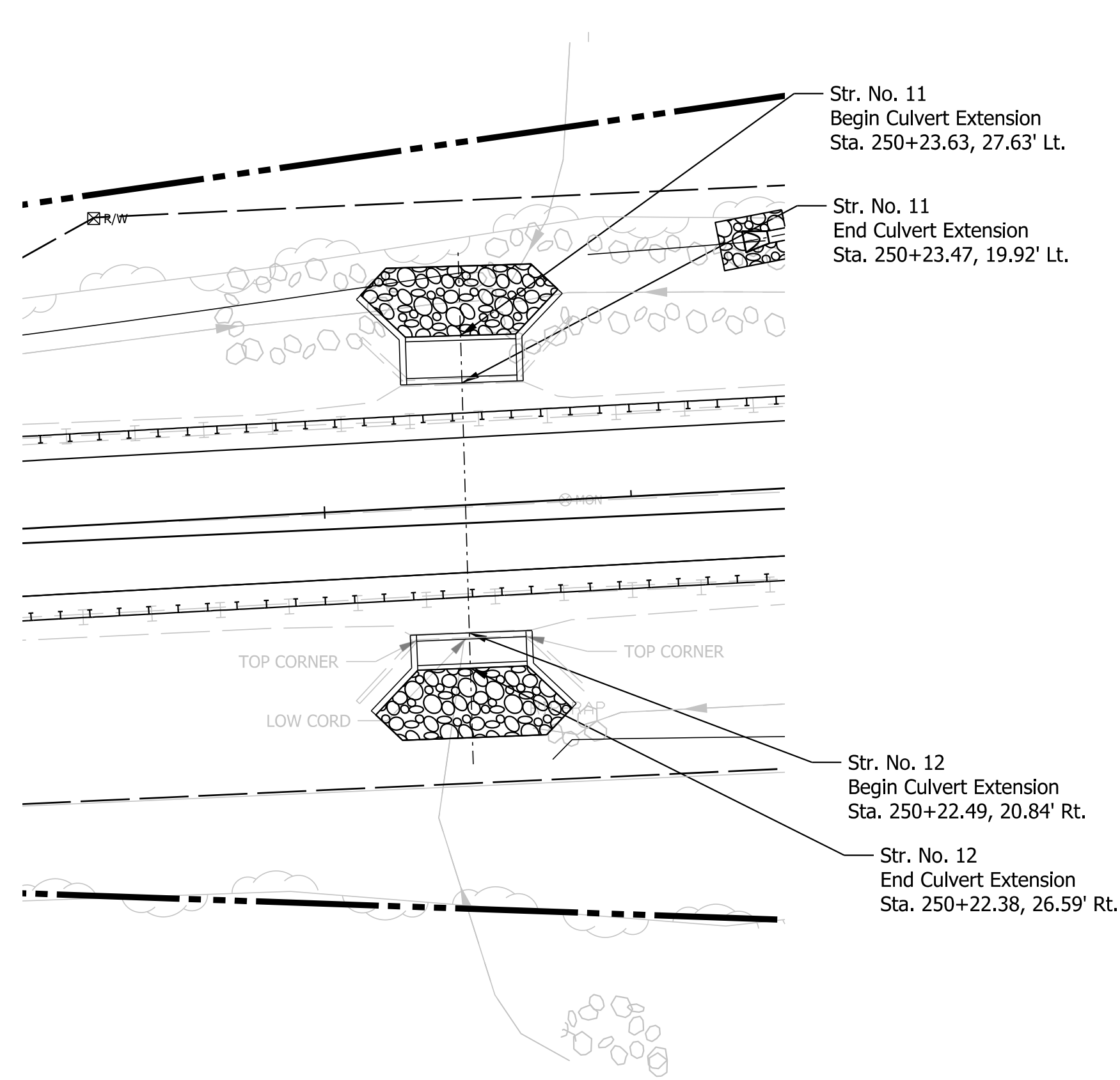
**NOT FOR CONSTRUCTION**

RECOMMENDED FOR APPROVAL	10/4/2022	DATE
DESIGNED: LKW	10/4/2022	DRAWN: LKW 10/4/2022
CHECKED: DJR	10/4/2022	CHECKED: DJR 10/4/2022

**INDIANA DEPARTMENT OF TRANSPORTATION**

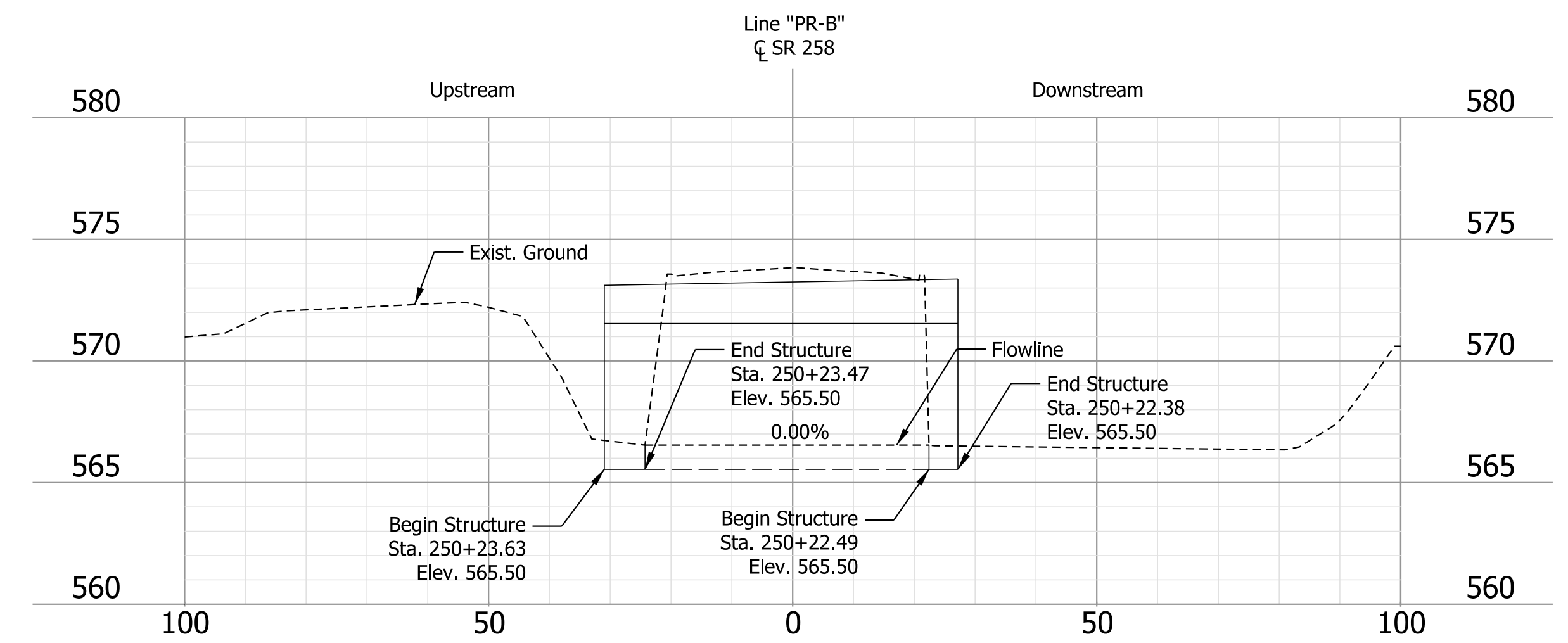
**INTERSECTION DETAILS  
N CR 100 E**

SCALE 1" = 10'	BRIDGE FILE N/A
	DESIGNATION 1298633
SURVEY BOOK Electronic	SHEETS 27 of 36
CONTRACT R-41258	PROJECT 1298633



**EXISTING STRUCTURE**

The existing structure, CV 258-36-4.73, is a coated, reinforced concrete box 18' x 6' at approximately 42' in length. The existing wingwalls will be removed for the culvert extension at each end.



**STREAM PROFILE**

- Notes:
- All R/W is described on Roadway Plans.
  - For alignment references, benchmarks, and topo references, see Roadway Plans.

**HYDRAULIC DATA**

Drainage Area	= 1.95 Sq. Mi.
Q100	= 1,250 cfs.
Q25	= 838 cfs.
EL at Q25	= 571.98 Ft.
EL at Q100	= 572.48 Ft.
Waterway Opening Required (Below Q100)	= 99 Sq. Ft.
Waterway Opening Provided (Below Q100)	= 99 Sq. Ft.
Backwater @ Q100	= 0.19 Ft.
Velocity @ Q25	= 4.24 Ft./Sec.

SR 258 OVER UNNAMED TRIBUTARY OF WHITE CREEK  
STRUCTURE, COATED REINFORCED CONCRETE BOX EXTENSION  
SPAN: 18 FT, RISE: 6 FT, SKEW 1° 17' Lt.  
STA 250+22.99 "PR-B"  
JACKSON COUNTY

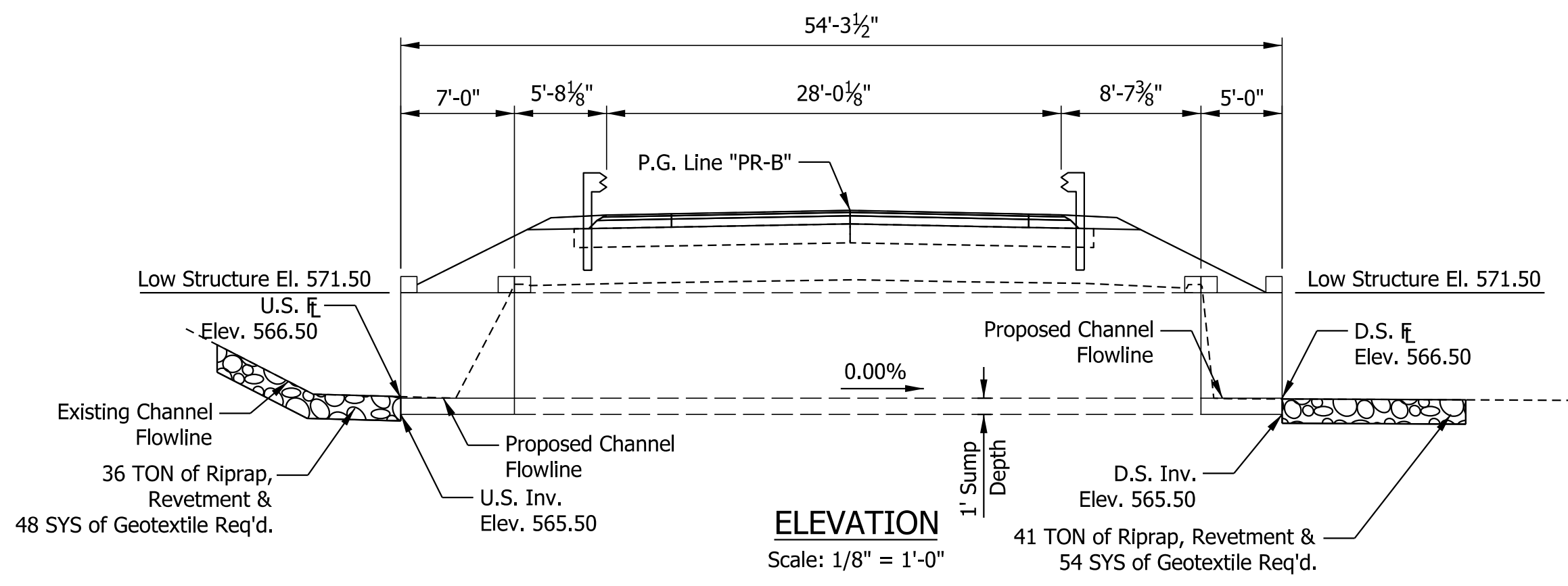
**NOT FOR  
CONSTRUCTION**

RECOMMENDED FOR APPROVAL	DESIGN ENGINEER	DATE
DESIGNED: LKW	10/4/2022	DRAWN: LKW
CHECKED: DJR	10/4/2022	CHECKED: DJR

INDIANA  
DEPARTMENT OF TRANSPORTATION

LAYOUT DETAILS  
STRUCTURES 11 & 12

HORIZONTAL SCALE	BRIDGE FILE
1" = 20'	N/A
VERTICAL SCALE	DESIGNATION
1" = 5'	1298633
SURVEY BOOK	SHEETS
Electronic	28 of 36
CONTRACT	PROJECT
R-41258	1298633



SOIL PARAMETERS FOR WINGWALLS		
	Silty Clay	Structure Backfill
Factored Bearing Resistance (psf)	1,600	--
Angle of Internal Friction of Backfill ( $\phi_s$ )	--	32
Interface Friction Angle Between Concrete and Soil ( $\delta$ )	--	17
Estimated Unit Weight, $\gamma_{moist/saturated}$ (pcf)	120	120
Nominal Cohesion (psf)	700	--
Factored Cohesion (psf)	595	--

**DESIGN DATA**

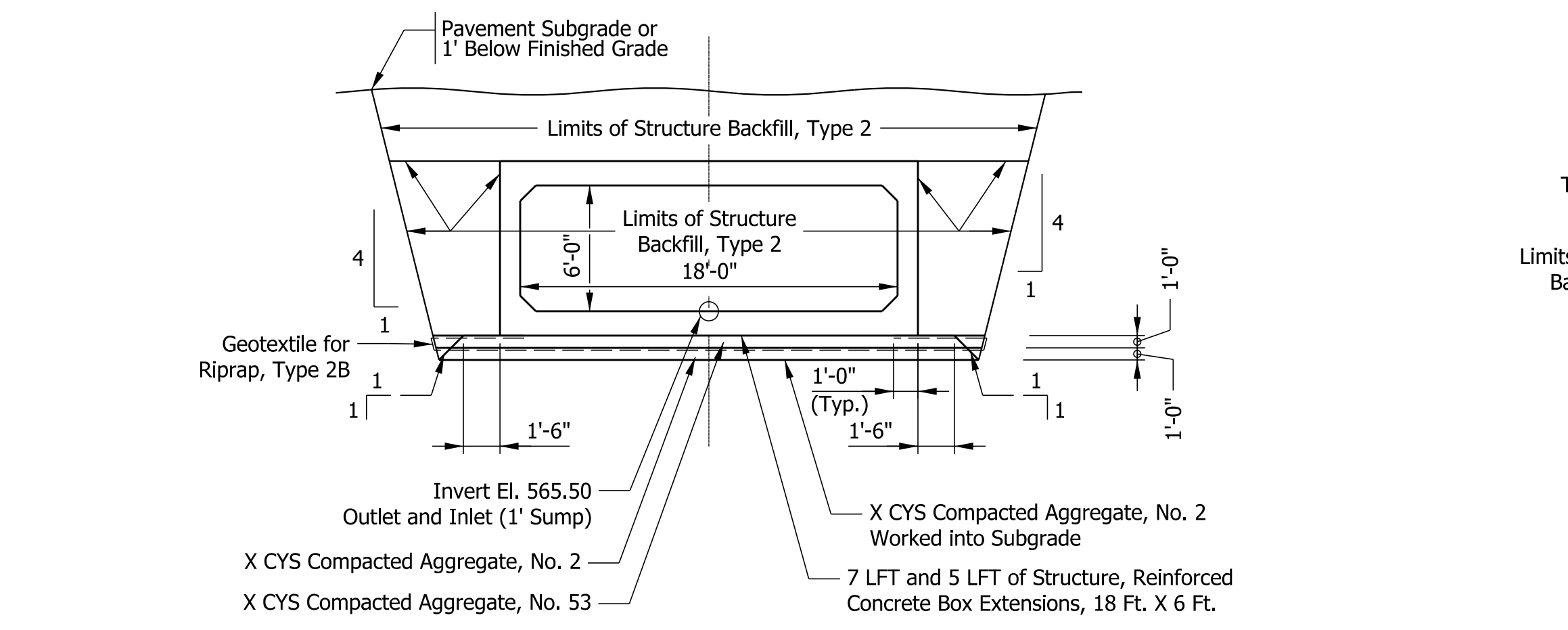
Allowable Design Stresses:  
 Precast Culvert  
 Precast Concrete  $f_c = 5,000$  psi  
 Reinforcing Steel (Grade 60)  $f_y = 60,000$  psi

Cast-In-Place Concrete  
 Reinforcing Steel (Grade 60)  $f_y = 60,000$  psi  
 Class 'A' Concrete  $f_c = 3,500$  psi  
 Class 'B' Concrete  $f_c = 3,000$  psi  
 Class 'C' Concrete  $f_c = 4,000$  psi

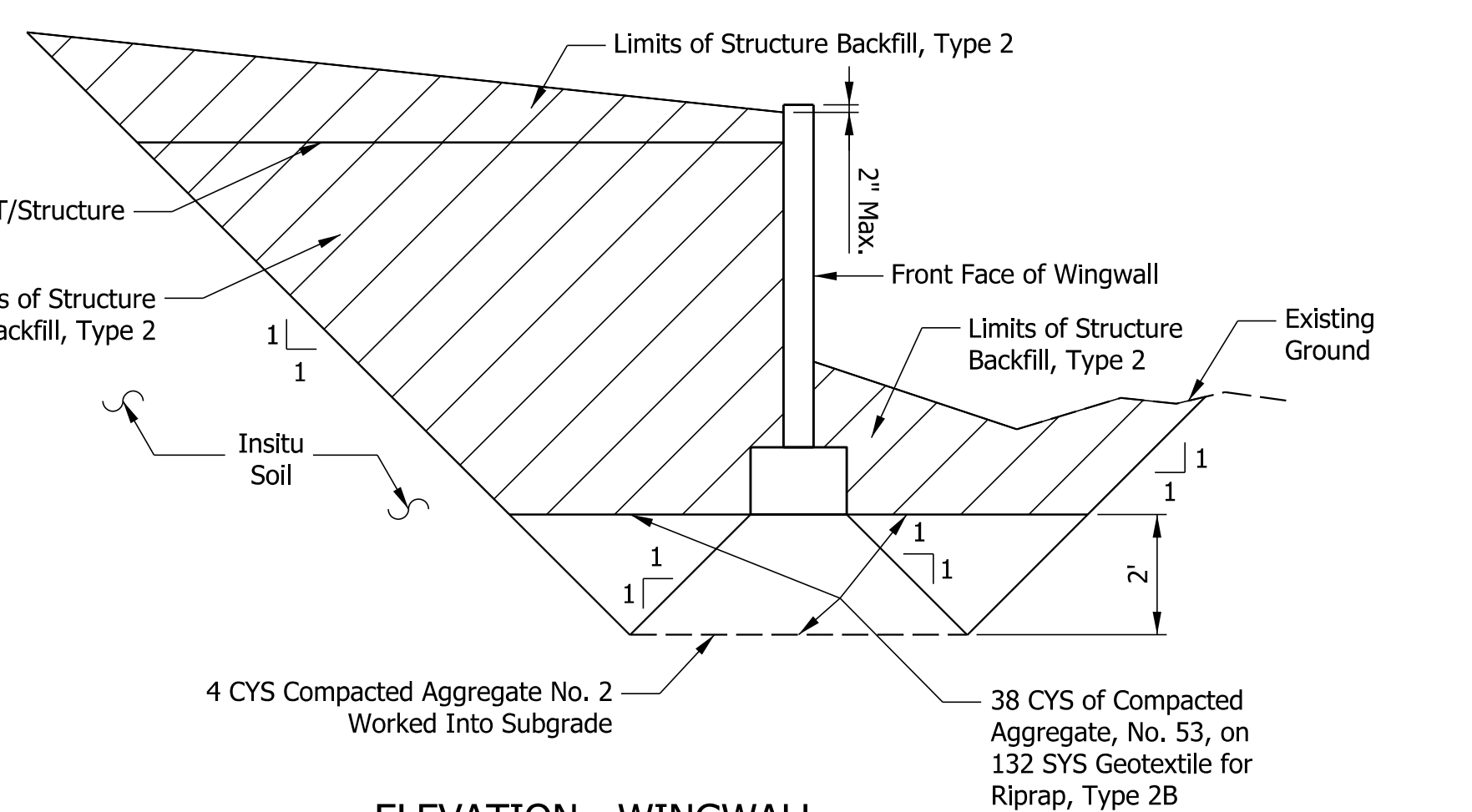
Live Load:  
 Designed for HL-93 Loading In Accordance with the AASHTO LRFD Bridge Specifications 6th Edition, 2012 and Its Subsequent Interims.

Dead Load:  
 Actual Dead Load will Consist of the Culvert, 1-6" Max. of Earth Cover, Plus 35 psf Future Wearing Surface

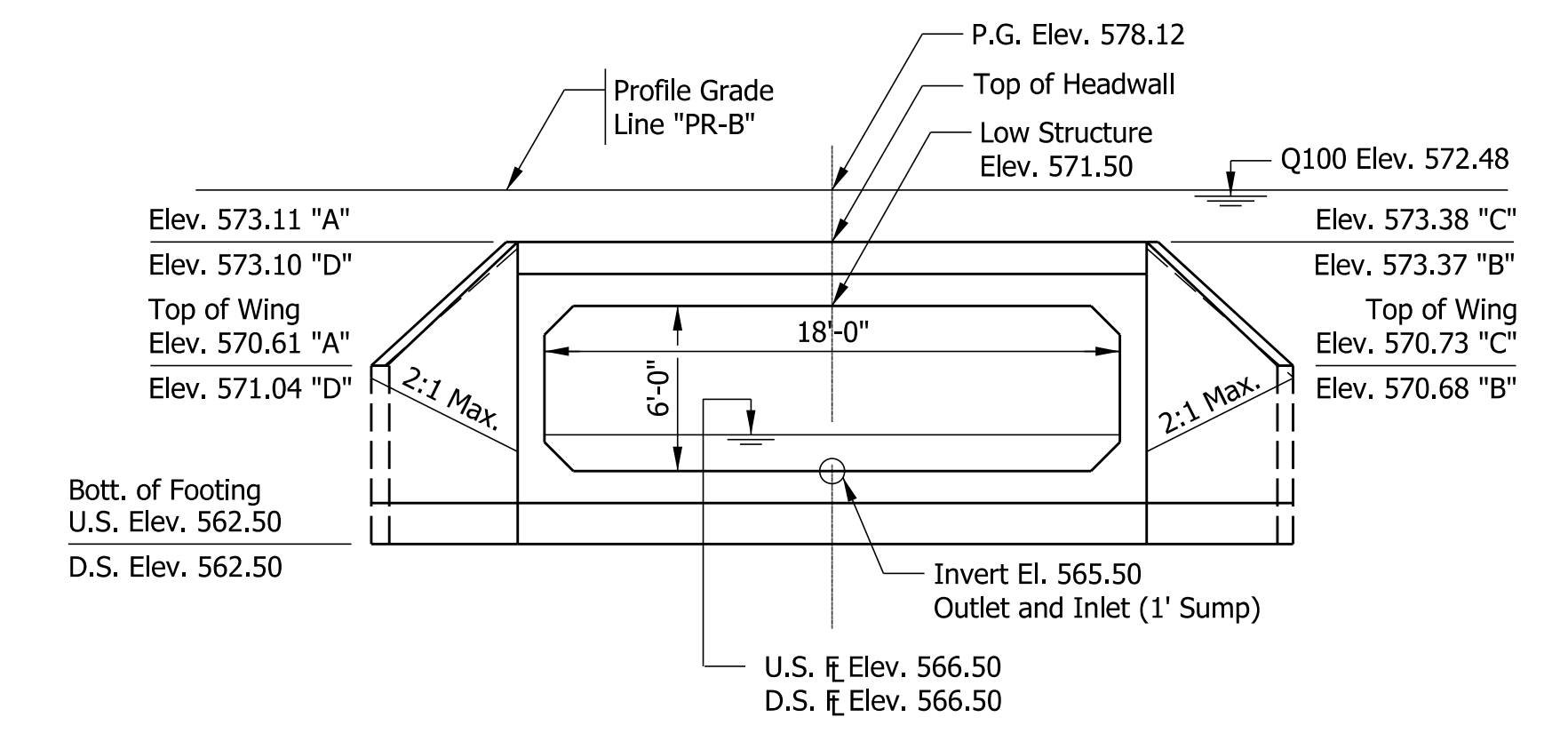
- GENERAL NOTES**
- Existing wingwalls will be removed for the culvert extension at each end.
  - Allowable Factored Soil Bearing Resistance for Footing is 1,600 psf.
  - For Additional Scour Protection Details, See INDOT Standard Drawing E 714-BCSP-01.
  - Contractor Shall Verify the Existing Flow Line Elevation to Set the Appropriate Sump Depth.
  - Three-Sided Flat Top Structure will Not be Permitted at this Location.
  - Reinforcing Steel Covering Shall be 3" in Footing Except Bottom Steel which Shall be 4" and 2" in Other Parts Unless Noted Otherwise.



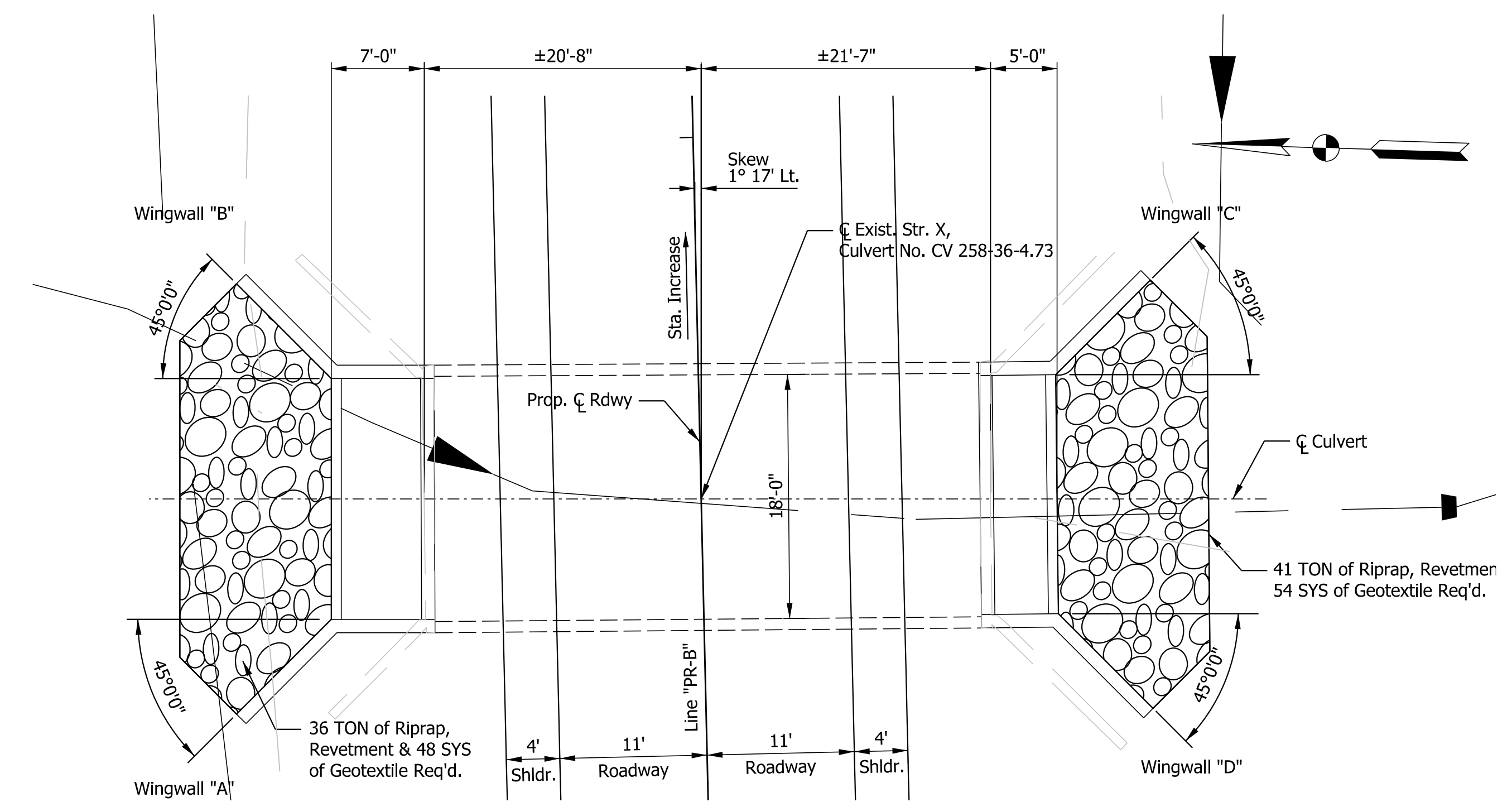
**ELEVATION - COATED REINFORCED CONCRETE BOX EXTENSIONS BACKFILL / EMBANKMENT REQUIREMENTS**  
Not to Scale



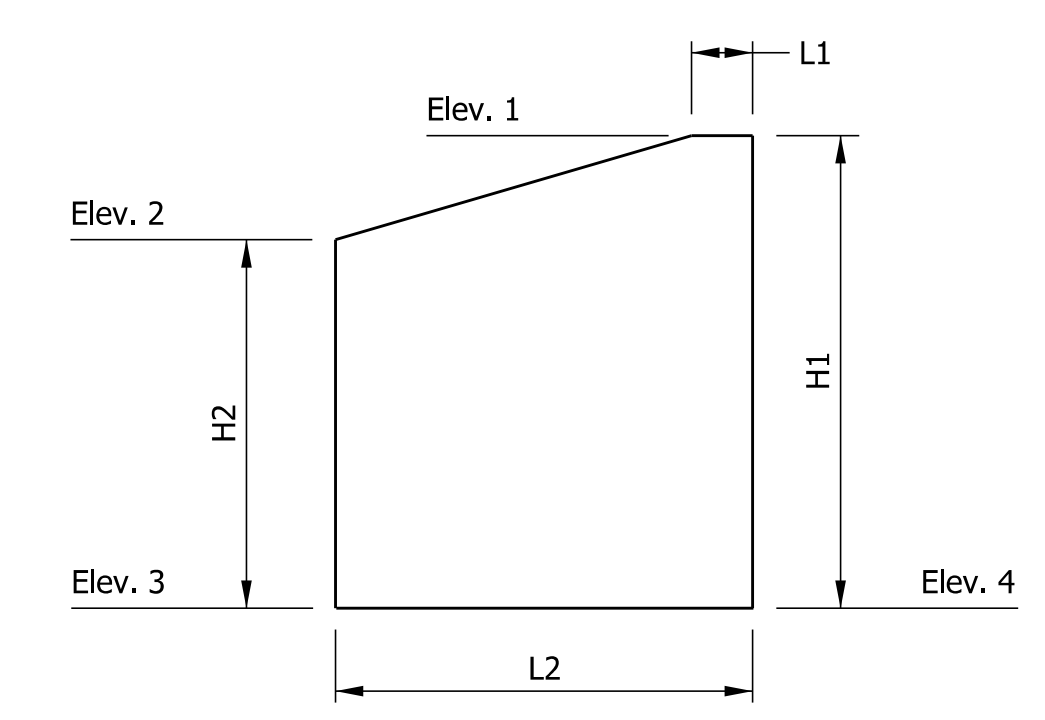
**ELEVATION - WINGWALL BACKFILL / EMBANKMENT REQUIREMENTS**  
Not to Scale



**WINGWALL ELEVATION**  
Not to Scale



**PLAN**  
Scale: 1/8" = 1'-0"



**WINGWALL ELEVATION**  
Not to Scale

Elev.	Wingwall			
	A	B	C	D
1	573.11	573.37	573.38	573.10
2	570.61	570.68	570.73	571.04
3	562.50	562.50	562.50	562.50
4	562.50	562.50	562.50	562.50
DIM	A	B	C	D
H1	10.61	10.87	10.88	10.60
H2	8.11	8.18	8.23	8.54
L1	1.00	1.00	1.00	1.00
L2	10.00	13.00	13.00	14.00
Area (sft)	94.85	125.17	125.54	135.01

SR 258 OVER UNNAMED TRIBUTARY OF WHITE CREEK  
 STRUCTURE, COATED REINFORCED CONCRETE BOX EXTENSION  
 SPAN: 18 FT, RISE: 6 FT, SKEW 1° 17' Lt.  
 STA 250+22.99 "PR-B"  
 JACKSON COUNTY

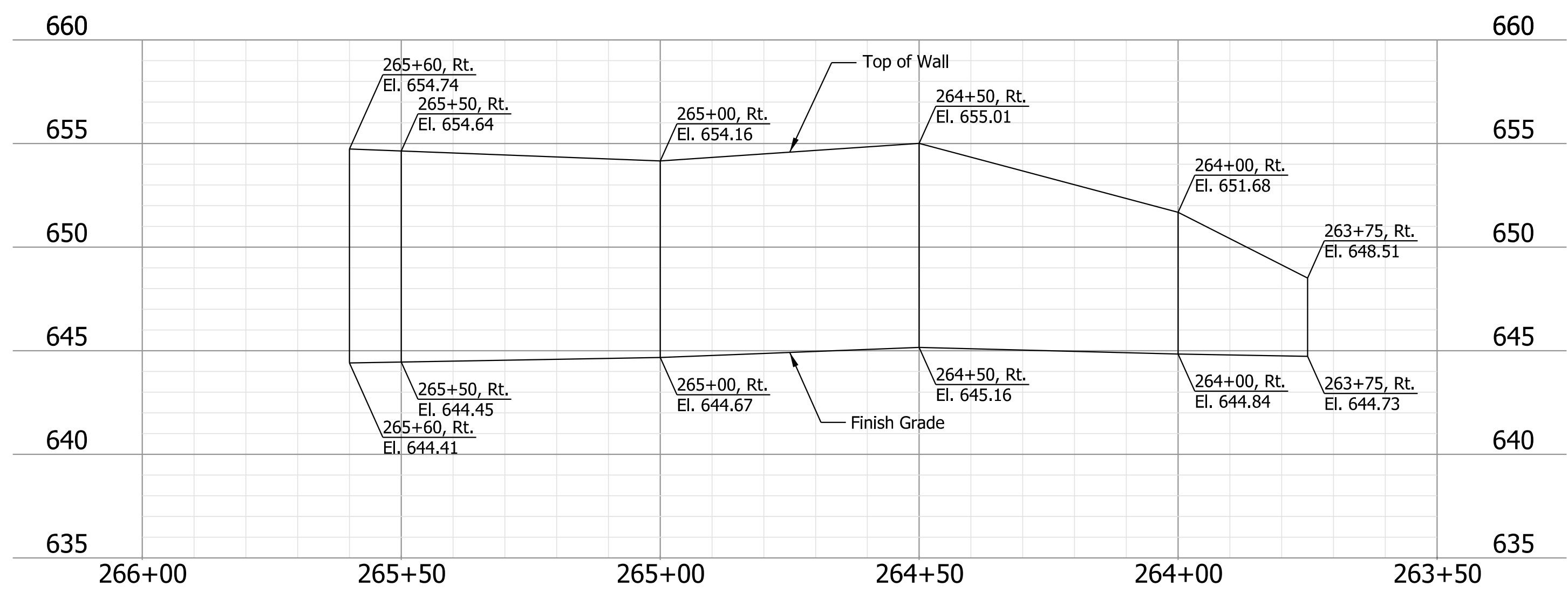
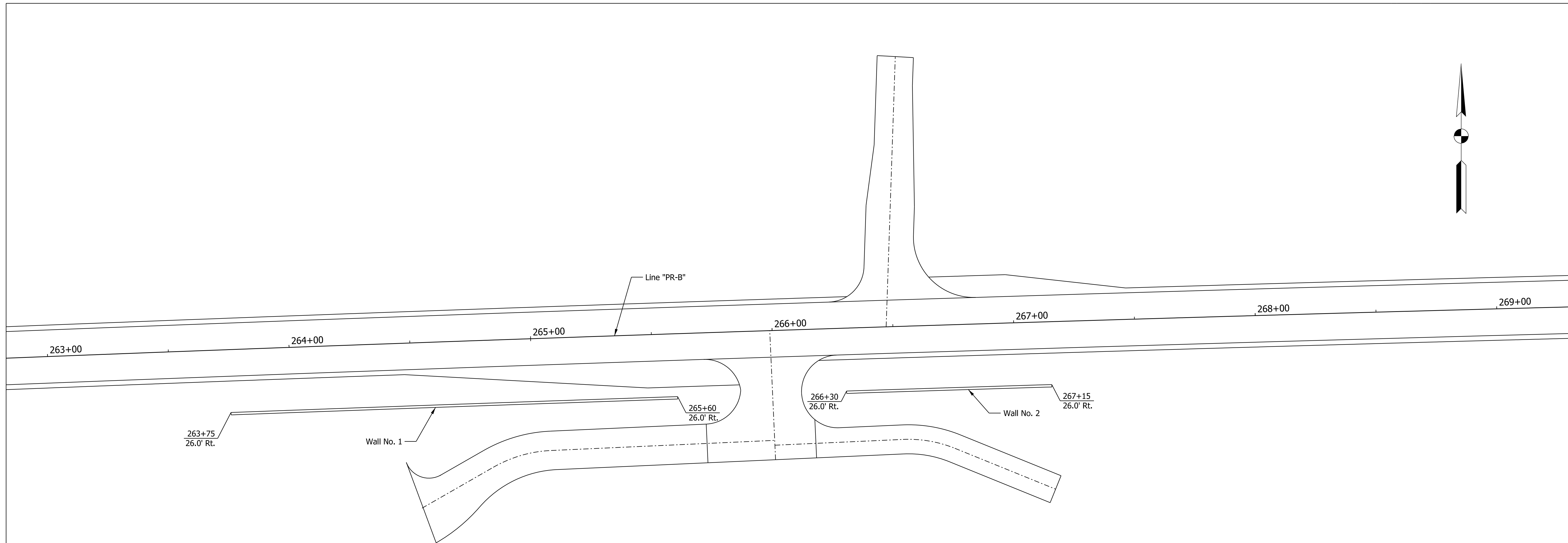
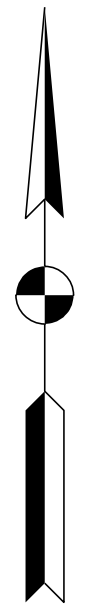
NOT FOR CONSTRUCTION

RECOMMENDED FOR APPROVAL	DESIGN ENGINEER	10/4/2022	DATE
DESIGNED: LKW	10/4/2022	DRAWN: LKW	10/4/2022
CHECKED: DJR	10/4/2022	CHECKED: DJR	10/4/2022

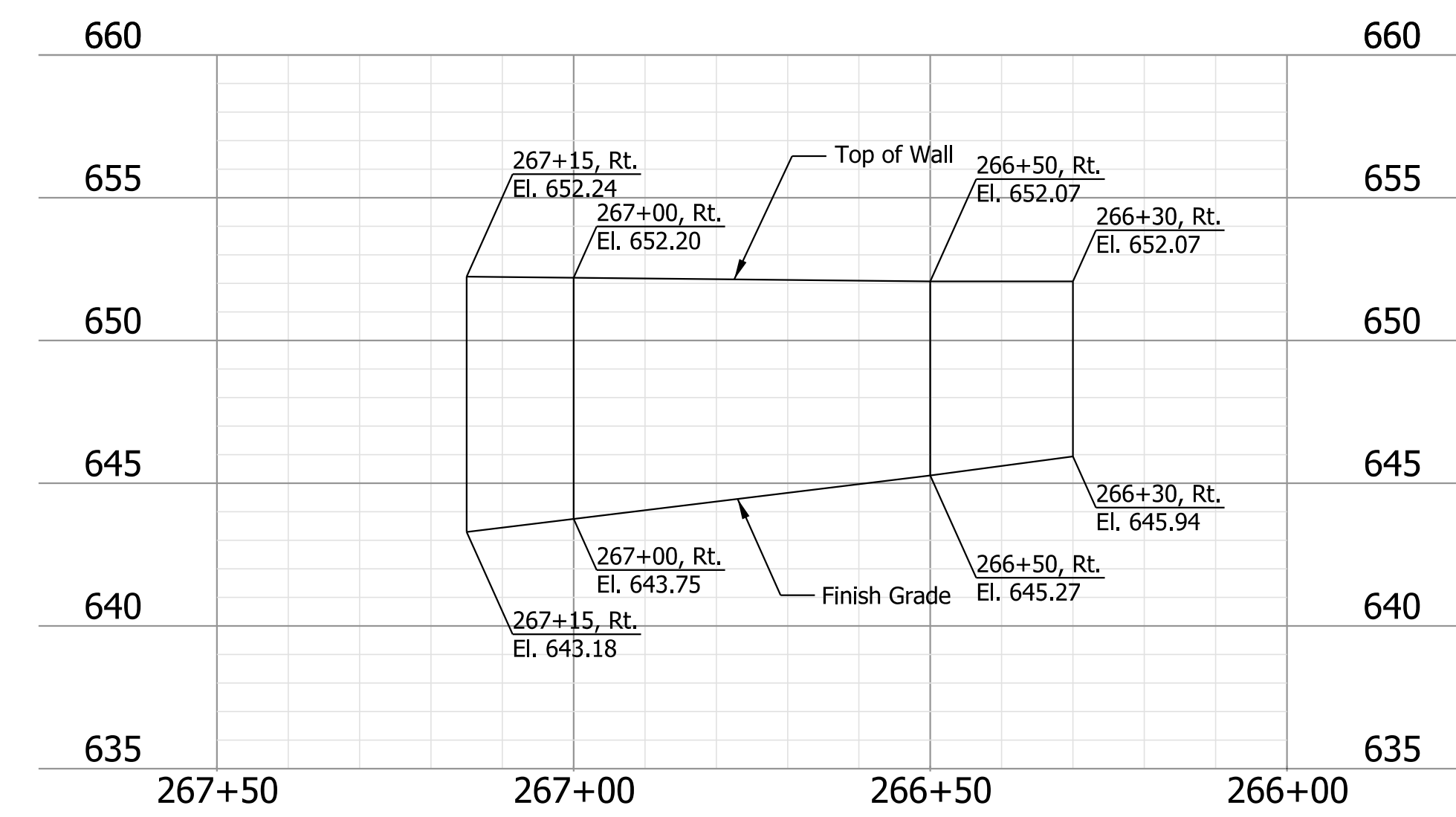
INDIANA  
 DEPARTMENT OF TRANSPORTATION

GENERAL PLAN AND DETAILS  
 STRUCTURES 11 & 12

SCALE	BRIDGE FILE
AS SHOWN	N/A
	DESIGNATION
	1298633
SURVEY BOOK	SHEETS
Electronic	29 of 36
CONTRACT	PROJECT
R-41258	1298633



Wall No. 1



Wall No. 2

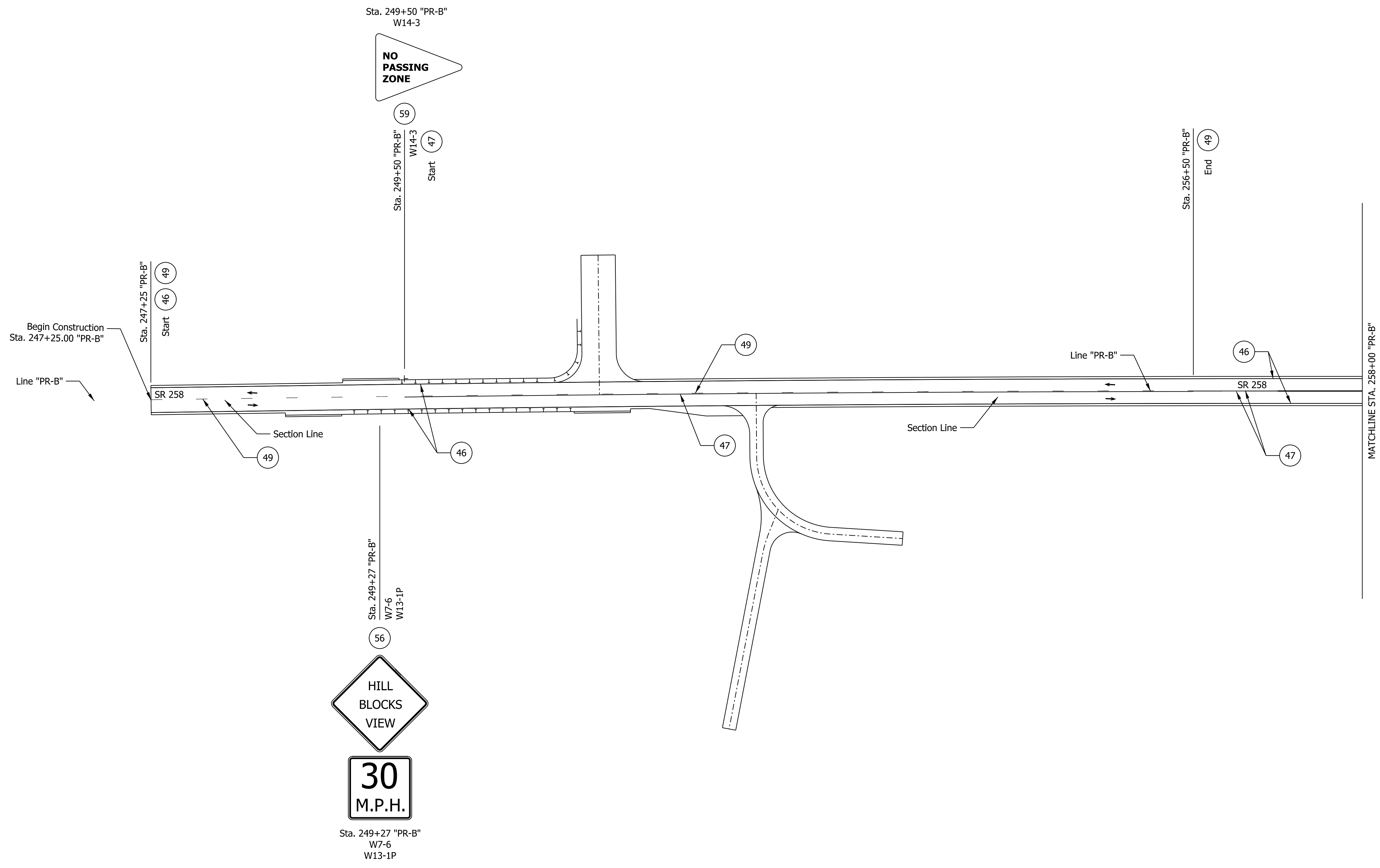
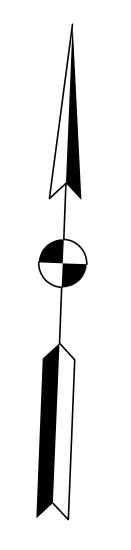
NOT FOR CONSTRUCTION

RECOMMENDED FOR APPROVAL	DESIGN ENGINEER	10/4/2022	DATE
DESIGNED: LKW	10/4/2022	DRAWN: LKW	10/4/2022
CHECKED: DJR	10/4/2022	CHECKED: DJR	10/4/2022

INDIANA  
DEPARTMENT OF TRANSPORTATION

WALL DETAILS  
LINE "PR-B"

HORIZONTAL SCALE	BRIDGE FILE
1" = 20'	N/A
VERTICAL SCALE	DESIGNATION
1" = 5'	1298633
SURVEY BOOK	SHEETS
Electronic	30 of 36
CONTRACT	PROJECT
R-41258	1298633



**LEGEND**

(39)	Transverse Marking, Thermoplastic, Stop Line, White, 24"	(49)	Line, Thermoplastic, Broken, Yellow, 4"
(46)	Line, Thermoplastic, Solid, White, 4"	(56)	Remove Existing Sheet Sign and Supports
(47)	Line, Thermoplastic, Solid, Yellow, 4"	(59)	Remove and Replace Existing Sheet Sign and Supports


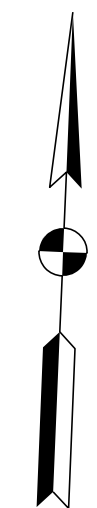
**NOT FOR CONSTRUCTION**

RECOMMENDED FOR APPROVAL	DESIGN ENGINEER	10/4/2022	DATE
DESIGNED: LKW	10/4/2022	DRAWN: LKW	10/4/2022
CHECKED: DJR	10/4/2022	CHECKED: DJR	10/4/2022

**INDIANA DEPARTMENT OF TRANSPORTATION**

**SR 258 SIGNING AND PAVEMENT MARKING PLAN**  
**LINE "PR-B"**  
**STA. 245+00.00 TO STA. 258+00.00**

SCALE	BRIDGE FILE
1" = 50'	N/A
	DESIGNATION
	1298633
SURVEY BOOK	SHEETS
Electronic	31 of 36
CONTRACT	PROJECT
R-41258	1298633



30  
M.P.H.

56

Sta. 249+50 "PR-B"  
W2-1 (x2)  
W13-1P (x2)

Sta. 264+74 "PR-B"  
??-??

DO NOT  
LITTER  
\$ 1000 FINE MAX

59

Sta. 264+74 "PR-B"  
??-??

Sta. 272+00 "PR-B"  
R2-1

SPEED  
LIMIT  
55

Sta. 272+00 "PR-B"  
R2-1

MATCHLINE STA. 258+00 "PR-B"

SR 258


Line "PR-B"

46

Section Line

47

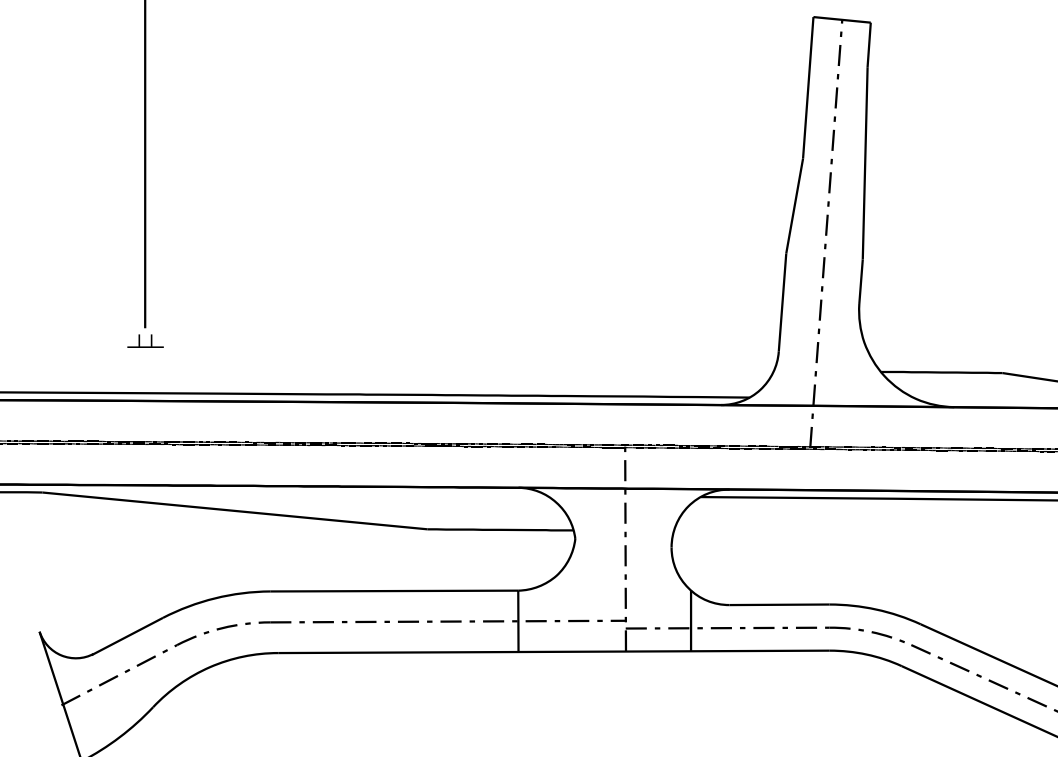
Sta. 259+22 "PR-B"  
W2-1 (x2)  
W16-8P (x2)  
W13-1P (x2)



N CR 100 E

45  
M.P.H.

Sta. 259+22 "PR-B"  
W2-1 (x2)  
W16-8P (x2)  
W13-1P (x2)



MATCHLINE STA. 273+00 "PR-B"

SR 258

Line "PR-B"

47

Section Line

46

LEGEND

- 39 Transverse Marking, Thermoplastic, Stop Line, White, 24"
- 46 Line, Thermoplastic, Solid, White, 4"
- 47 Line, Thermoplastic, Solid, Yellow, 4"
- 49 Line, Thermoplastic, Broken, Yellow, 4"
- 56 Remove Existing Sheet Sign and Supports
- 59 Remove and Replace Existing Sheet Sign and Supports

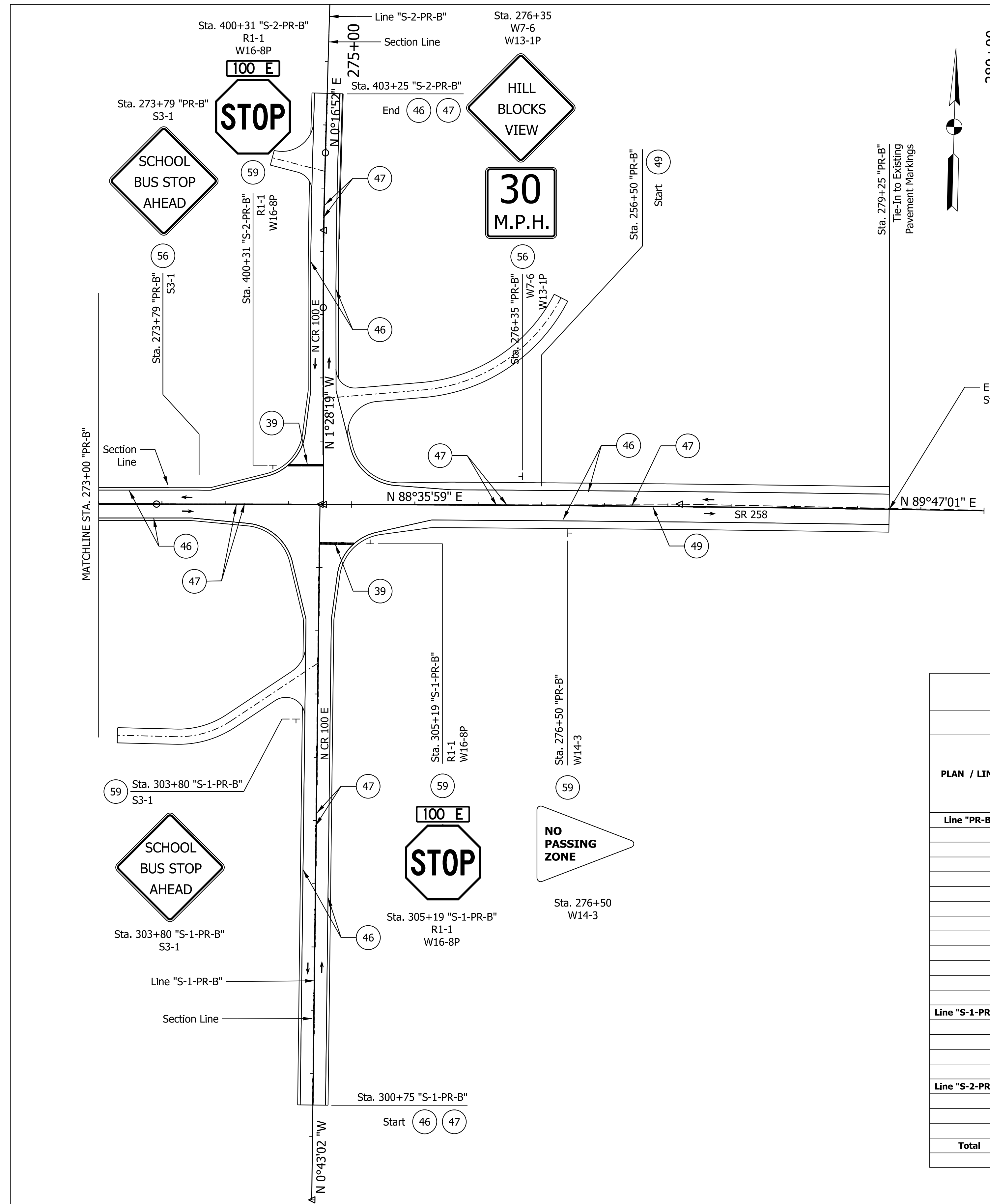
NOT FOR  
CONSTRUCTION

RECOMMENDED FOR APPROVAL	DESIGN ENGINEER	10/4/2022	DATE
DESIGNED: LKW	10/4/2022	DRAWN: LKW	10/4/2022
CHECKED: DJR	10/4/2022	CHECKED: DJR	10/4/2022

INDIANA  
DEPARTMENT OF TRANSPORTATION  
SR 258 SIGNING AND PAVEMENT MARKING PLAN  
LINE "PR-B"  
STA. 258+00.00 TO STA. 273+00.00

SCALE	BRIDGE FILE
1" = 50'	N/A
	DESIGNATION
	1298633
SURVEY BOOK	SHEETS
Electronic	32 of 36
CONTRACT	PROJECT
R-41258	1298633





PAVEMENT MARKINGS SUMMARY OF QUANTITIES							
LOCATION	LINE, MULTI-COMPONENT			TRANSVERSE MARKINGS MULTI-COMPONENT STOP LINE	GROOVING FOR PAVEMENT MARKINGS	SNOWPLOWABLE RAISED PAVEMENT MARKERS, REMOVE	SNOWPLOWABLE RAISED PAVEMENT MARKERS
	SOLID WHITE 6 in	SOLID YELLOW 6 in	BROKEN YELLOW 6 in	SOLID WHITE 24 in			
	LFT	LFT	LFT	LFT			
EASTBOUND							
LINE "PR-B"							
Sta. 247+25.00 to Sta. 258+00.00	1,075	850	0			25	24
Sta. 258+00.00 to Sta. 273+00.00	1,500	1,500	0			38	38
Sta. 273+00.00 to Sta. 279+25.00	625	0	69			16	16
WESTBOUND							
LINE "PR-B"							
Sta. 247+25.00 to Sta. 258+00.00	1,075	0	231				
Sta. 258+00.00 to Sta. 273+00.00	1,500	1,500	0				
Sta. 273+00.00 to Sta. 279+25.00	625	625	0				
LINE "S-1-PR-B"							
Sta. 300+75.00 to Sta. 305+39.00	928	928		28			
LINE "S-2-PR-B"							
Sta. 400+11.00 to Sta. 403+25.00	628	628		28			
TOTAL	7,956	6,031	300	56	0	79	78

SHEET SIGN & POST SUMMARY														
PLAN / LINE	SIGN LOCATION (STA.)	OFFSET (FT.)	OFFSET DIRECTION	SIGN CODE	SIGN SIZE (WIDTH IN x HEIGHT IN)	GROUND - MOUNTED SIGN AREA (ft.)			POST				REMARKS	
						0.080"	0.100"	0.125"	2" x 2" - 12 GA. (TYPE 2)		2 1/4" x 2 1/4" - 12 GA. (TYPE 1)			
									REINFORCED ANCHOR		REINFORCED ANCHOR			
									POST LENGTH (FT.)		POST LENGTH (FT.)			
1	2	TOTAL	1	TOTAL										
Line "PR-B"														
	249+50	16.00	LT.	W14-3	48 x 36			12						
	259+22	16.00	RT.	W2-1	30 x 30	6.3						12.8	12.8	
	259+22	16.00	RT.	W16-8P	30 x 8	1.7								MOUNTED ON SAME POST AS W2-1
	259+22	16.00	RT.	W13-1P	24 x 24	4								MOUNTED ON SAME POST AS W2-1
	259+22	18.00	LT.	W2-1	30 x 30	6.3						12.8	12.8	
	259+22	18.00	LT.	W16-8P	30 x 8	1.7								MOUNTED ON SAME POST AS W2-1
	259+22	18.00	LT.	W13-1P	24 x 24	4								MOUNTED ON SAME POST AS W2-1
	263+85	16.00	RT.	RP 05										REFERENCE POST
	264+74	25.00	LT.	??-??	30 x 30	6.3						10.2	10.2	
	272+00	18.00	LT.	R2-1	24 x 30	5						10.2	10.2	
	276+71	21.50	RT.	W14-3	48 x 36			12		10.7		10.7		
Line "S-1-PR-B"														
	303+80	17.00	LT.	S3-1	36 x 36			9				10.7	10.7	
	305+19	40.00	RT.	R1-1	30 x 30	6.3						10.8	10.8	
	305+19	40.00	RT.	W16-8P	24 x 8	1.4								MOUNTED ON SAME POST AS R1-1
Line "S-2-PR-B"														
	400+31	40.00	LT.	R1-1	30 x 30	6.3						10.8	10.8	
	400+31	40.00	LT.	W16-8P	24 x 8	1.4								MOUNTED ON SAME POST AS R1-1
<b>Total</b>						<b>51</b>	<b>33</b>	<b>0</b>				<b>22</b>	<b>79</b>	

LEGEND			
39	Transverse Marking, Thermoplastic, Stop Line, White, 24"	49	Line, Thermoplastic, Broken, Yellow, 4"
46	Line, Thermoplastic, Solid, White, 4"	56	Remove Existing Sheet Sign and Supports
47	Line, Thermoplastic, Solid, Yellow, 4"	59	Remove and Replace Existing Sheet Sign and Supports

NOT FOR CONSTRUCTION

RECOMMENDED FOR APPROVAL	DESIGN ENGINEER	10/4/2022	DATE
DESIGNED: LKW	10/4/2022	DRAWN: LKW	10/4/2022
CHECKED: DJR	10/4/2022	CHECKED: DJR	10/4/2022

INDIANA  
DEPARTMENT OF TRANSPORTATION

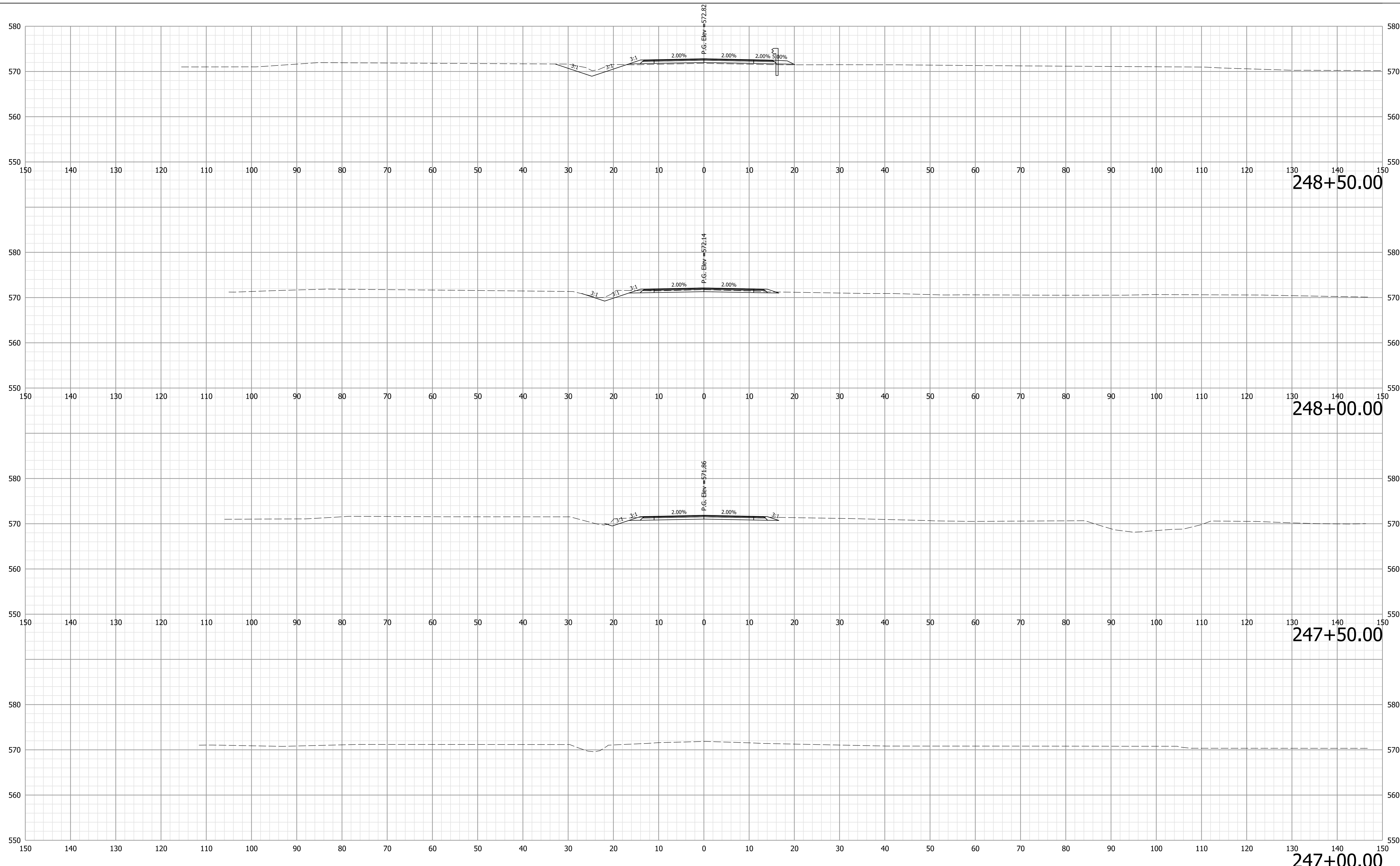
**SR 258 SIGNING AND PAVEMENT MARKING PLAN  
LINE "PR-B"  
STA. 273+00.00 TO STA. 285+00.00**

SCALE 1" = 50'	BRIDGE FILE N/A
	DESIGNATION 1298633
SURVEY BOOK Electronic	SHEETS 33 of 36
CONTRACT R-41258	PROJECT 1298633









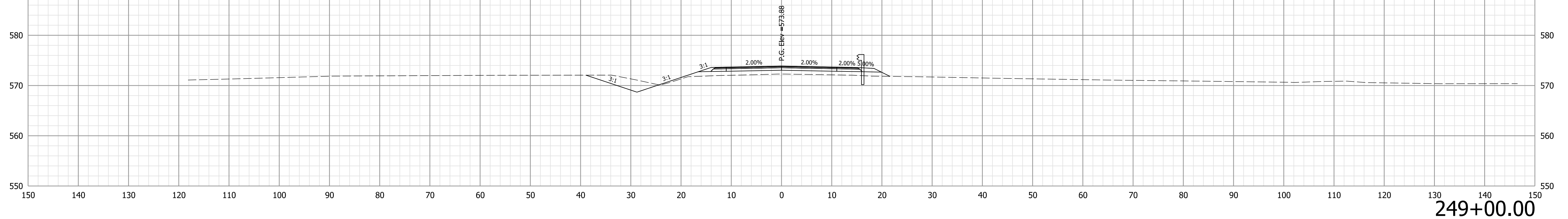
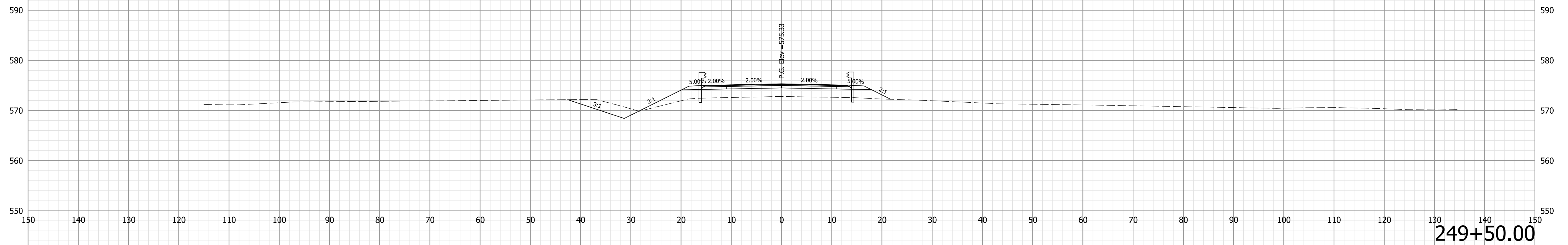
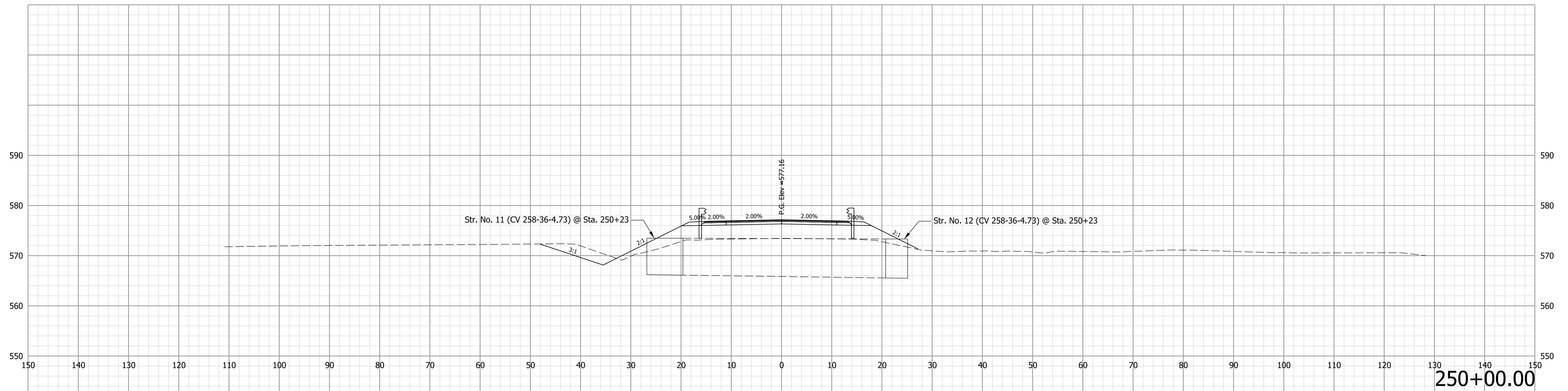
**NOT FOR CONSTRUCTION**

RECOMMENDED FOR APPROVAL	DESIGN ENGINEER	10/4/2022	DATE
DESIGNED: LKW	10/4/2022	DRAWN: LKW	10/4/2022
CHECKED: DJR	10/4/2022	CHECKED: DJR	10/4/2022

**INDIANA  
DEPARTMENT OF TRANSPORTATION**

**CROSS SECTIONS  
LINE "PR-B"  
SR 258**

HORIZONTAL SCALE	BRIDGE FILE
1" = 10'	N/A
VERTICAL SCALE	DESIGNATION
1" = 10'	1298633
SURVEY BOOK	SHEETS
Electronic	XS 01 of XS 52
CONTRACT	PROJECT
R-41258	1298633



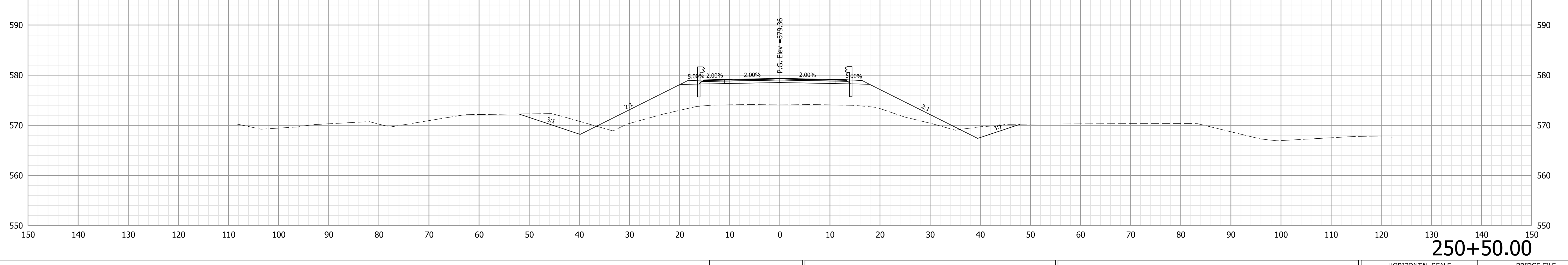
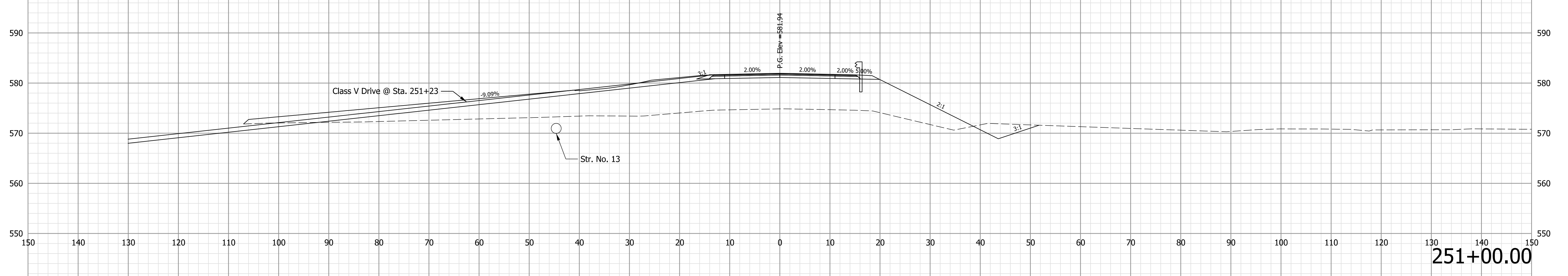
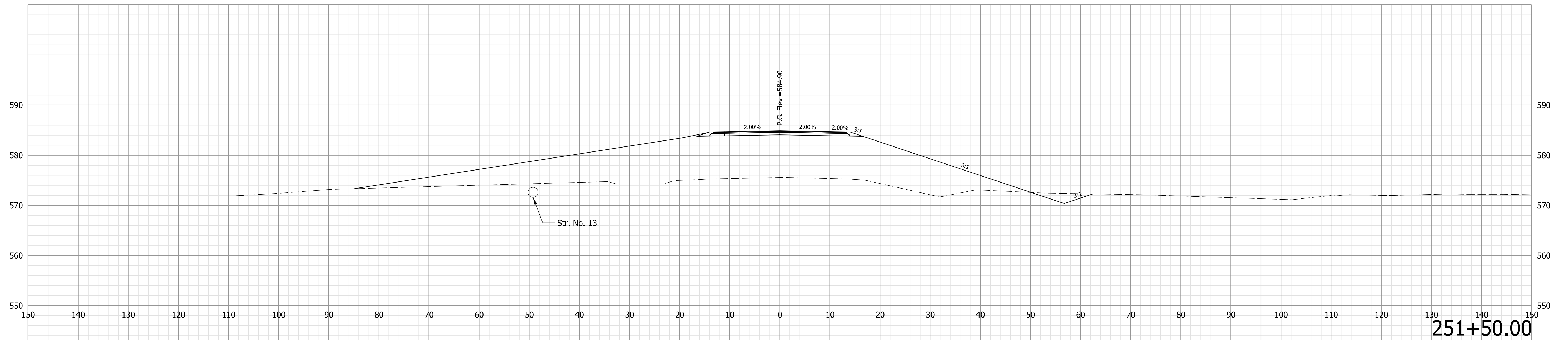
**NOT FOR  
CONSTRUCTION**

RECOMMENDED FOR APPROVAL	DESIGN ENGINEER	10/4/2022	DATE
DESIGNED: LKW	10/4/2022	DRAWN: LKW	10/4/2022
CHECKED: DJR	10/4/2022	CHECKED: DJR	10/4/2022

**INDIANA  
DEPARTMENT OF TRANSPORTATION**

**CROSS SECTIONS  
LINE "PR-B"  
SR 258**

HORIZONTAL SCALE	BRIDGE FILE
1" = 10'	N/A
VERTICAL SCALE	DESIGNATION
1" = 10'	1298633
SURVEY BOOK	SHEETS
Electronic	XS 02 of XS 52
CONTRACT	PROJECT
R-41258	1298633



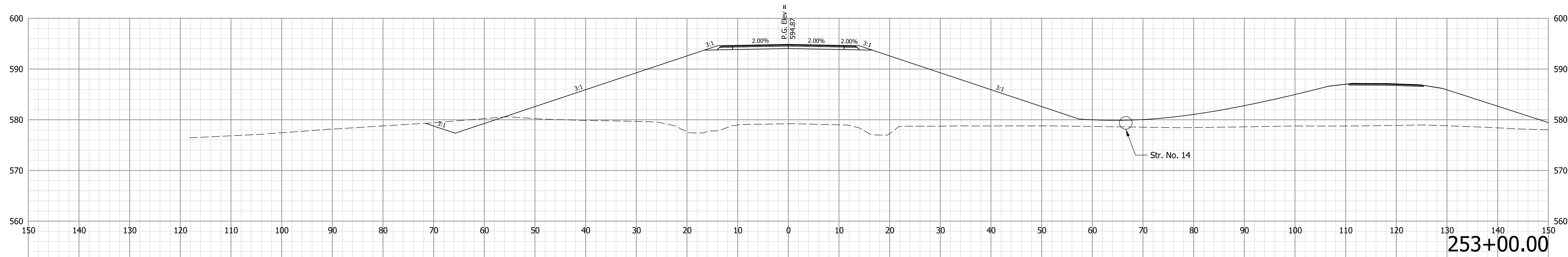
**NOT FOR CONSTRUCTION**

RECOMMENDED FOR APPROVAL	DESIGN ENGINEER	10/4/2022	DATE
DESIGNED: LKW	10/4/2022	DRAWN: LKW	10/4/2022
CHECKED: DJR	10/4/2022	CHECKED: DJR	10/4/2022

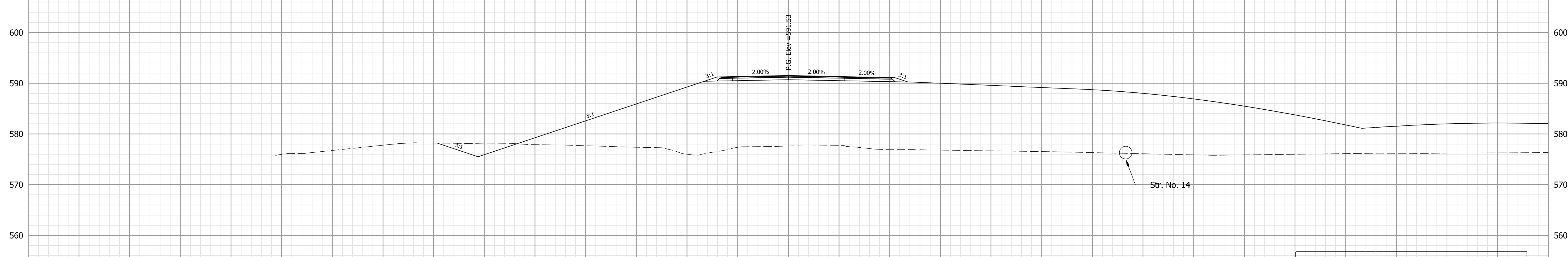
**INDIANA DEPARTMENT OF TRANSPORTATION**

**CROSS SECTIONS  
LINE "PR-B"  
SR 258**

HORIZONTAL SCALE	BRIDGE FILE
1" = 10'	N/A
VERTICAL SCALE	DESIGNATION
1" = 10'	1298633
SURVEY BOOK	SHEETS
Electronic	XS 03 of XS 52
CONTRACT	PROJECT
R-41258	1298633

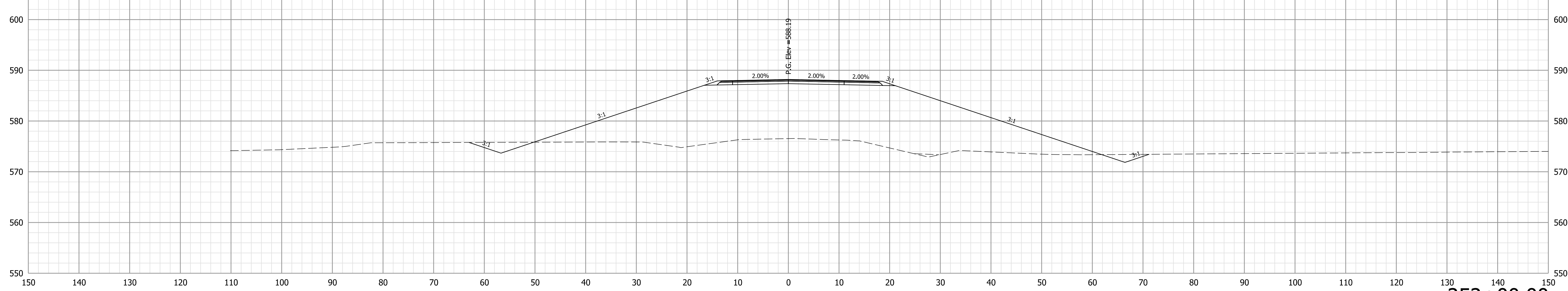


253+00.00



252+50.00

NOTE: See Sheet 20 - 21 for Class II Drives @ Sta. 252+62



252+00.00

NOT FOR  
CONSTRUCTION

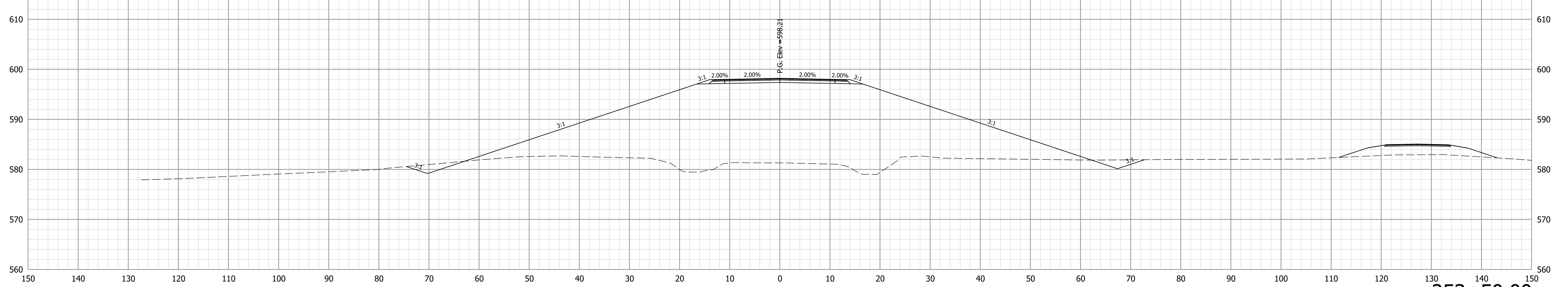
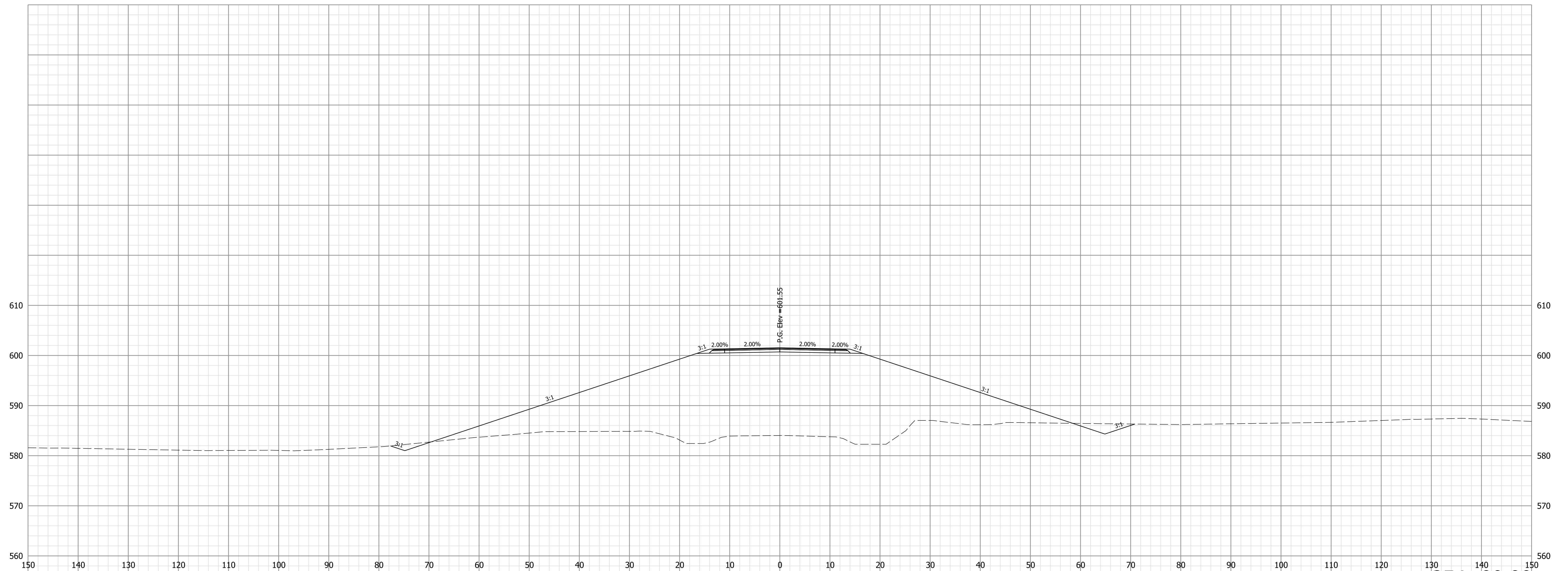
RECOMMENDED FOR APPROVAL	DESIGN ENGINEER	10/4/2022	DATE
DESIGNED: LKW	10/4/2022	DRAWN: LKW	10/4/2022
CHECKED: DJR	10/4/2022	CHECKED: DJR	10/4/2022

INDIANA  
DEPARTMENT OF TRANSPORTATION

CROSS SECTIONS  
LINE "PR-B"  
SR 258

HORIZONTAL SCALE	BRIDGE FILE
1" = 10'	N/A
VERTICAL SCALE	DESIGNATION
1" = 10'	1298633
SURVEY BOOK	SHEETS
Electronic	XS 04 of XS 52
CONTRACT	PROJECT
R-41258	1298633





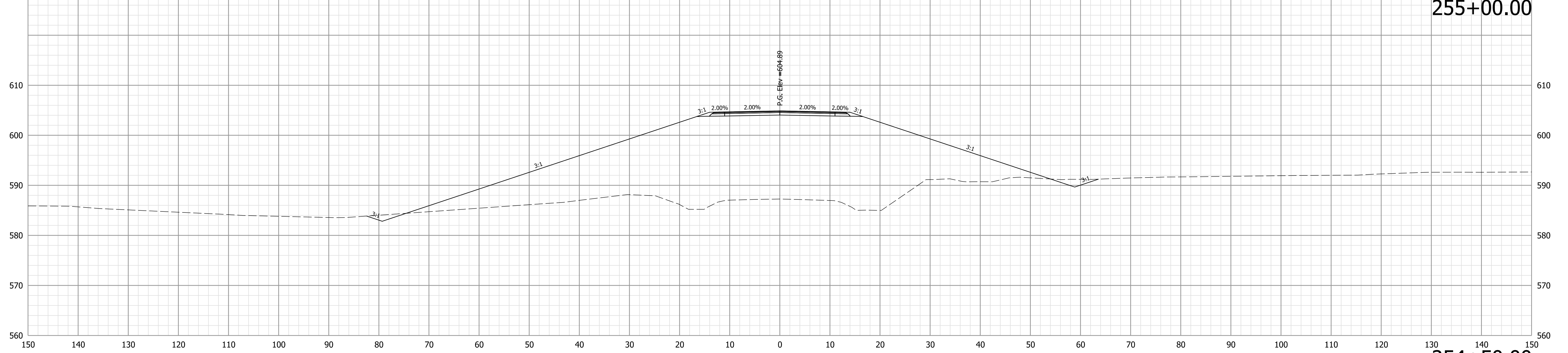
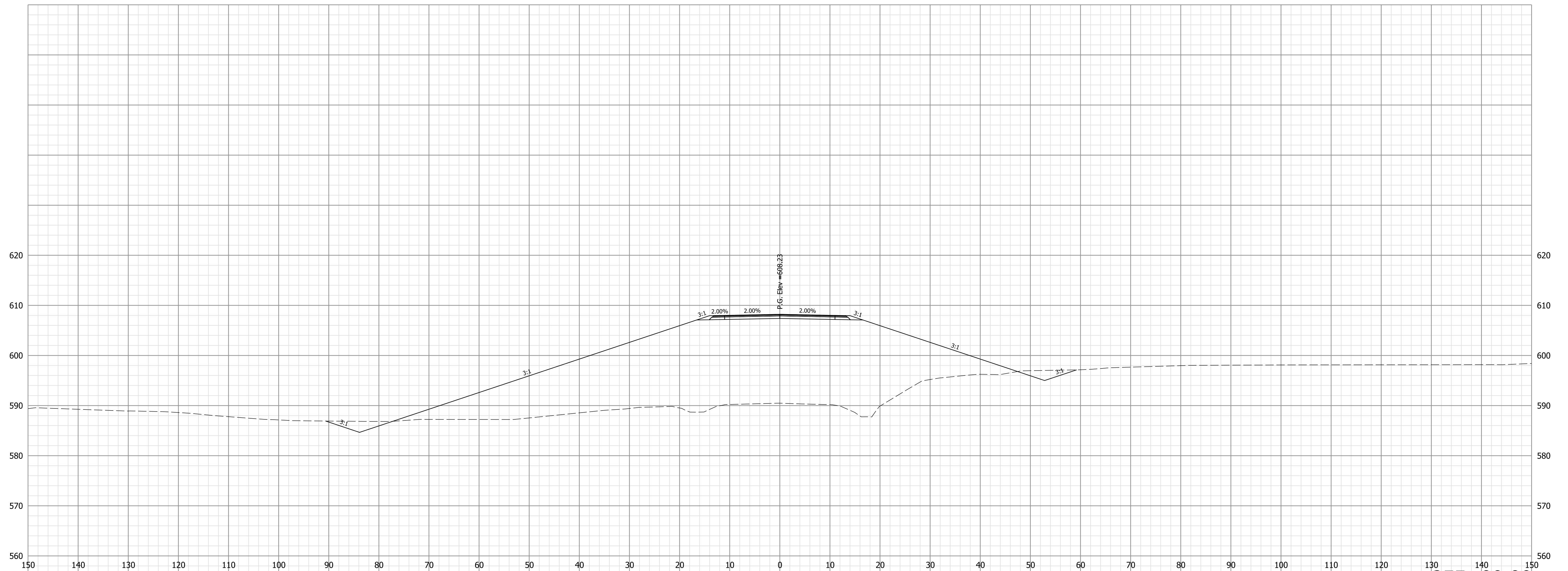
**NOT FOR CONSTRUCTION**

RECOMMENDED FOR APPROVAL	DESIGN ENGINEER	10/4/2022	DATE
DESIGNED: LKW	10/4/2022	DRAWN: LKW	10/4/2022
CHECKED: DJR	10/4/2022	CHECKED: DJR	10/4/2022

INDIANA  
DEPARTMENT OF TRANSPORTATION

CROSS SECTIONS  
LINE "PR-B"  
SR 258

HORIZONTAL SCALE	BRIDGE FILE
1" = 10'	N/A
VERTICAL SCALE	DESIGNATION
1" = 10'	1298633
SURVEY BOOK	SHEETS
Electronic	XS 05 of XS 52
CONTRACT	PROJECT
R-41258	1298633



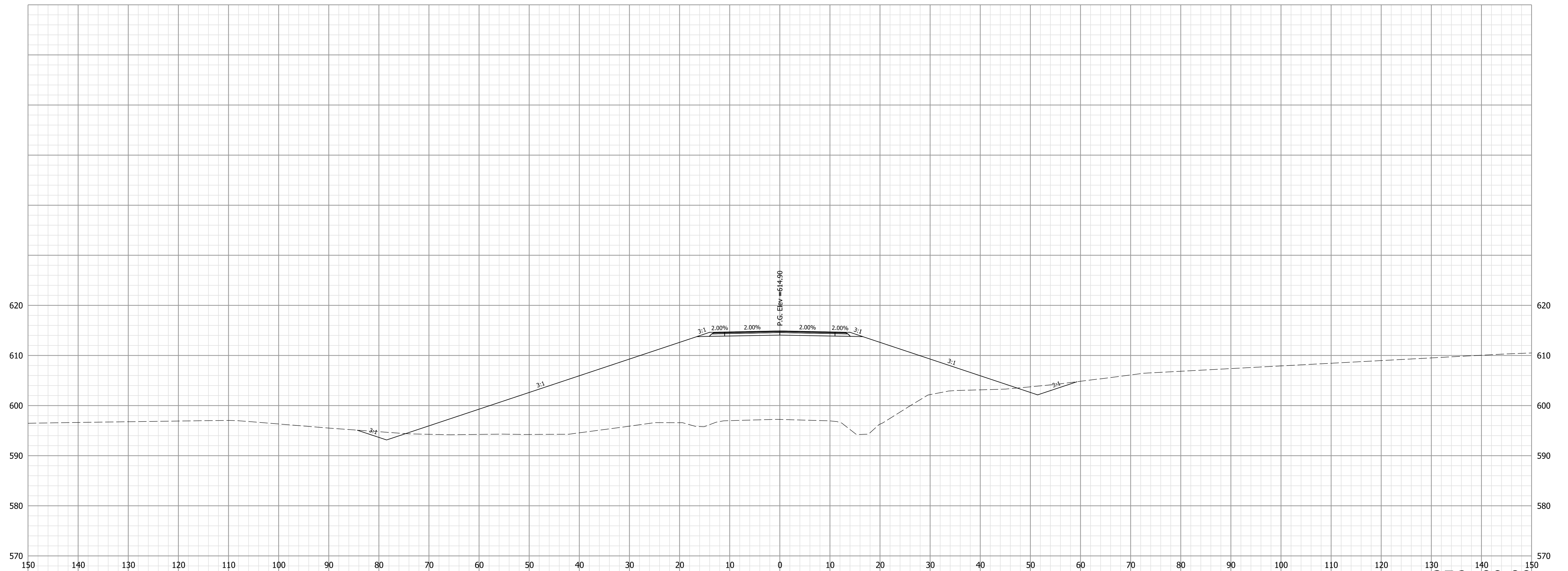
**NOT FOR  
CONSTRUCTION**

RECOMMENDED FOR APPROVAL	DESIGN ENGINEER	10/4/2022	DATE
DESIGNED: LKW	10/4/2022	DRAWN: LKW	10/4/2022
CHECKED: DJR	10/4/2022	CHECKED: DJR	10/4/2022

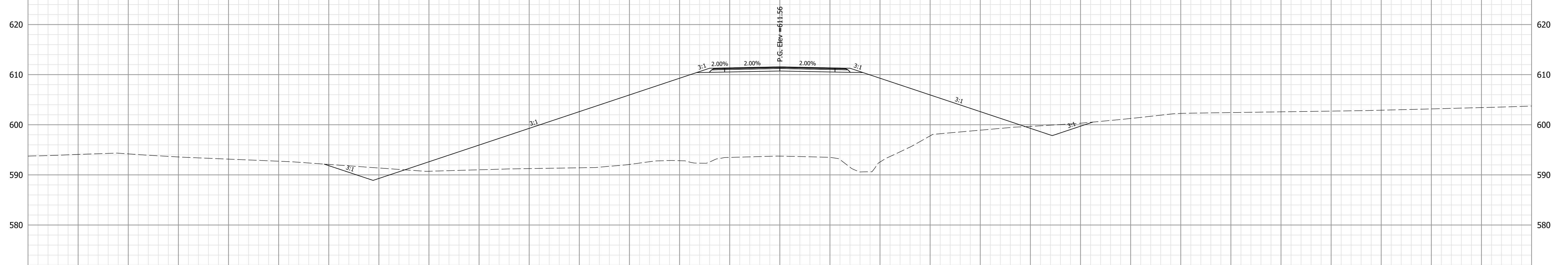
INDIANA  
DEPARTMENT OF TRANSPORTATION

CROSS SECTIONS  
LINE "PR-B"  
SR 258

HORIZONTAL SCALE	BRIDGE FILE
1" = 10'	N/A
VERTICAL SCALE	DESIGNATION
1" = 10'	1298633
SURVEY BOOK	SHEETS
Electronic	XS 06 of XS 52
CONTRACT	PROJECT
R-41258	1298633



256+00.00



255+50.00

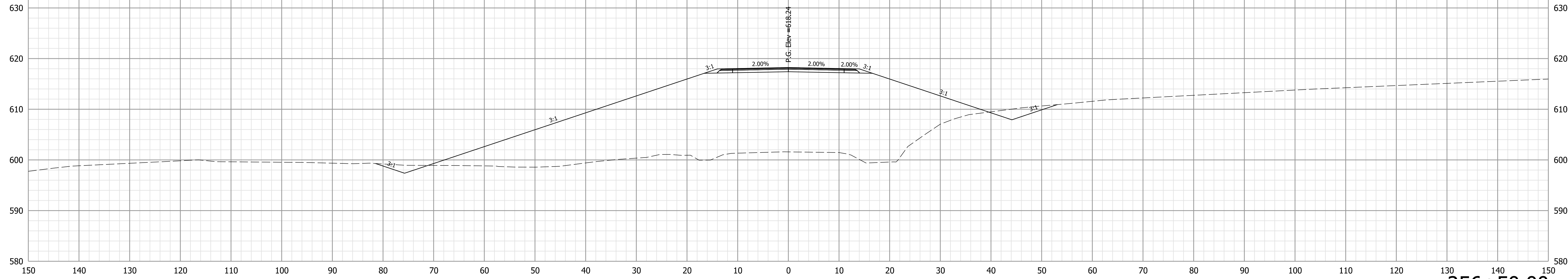
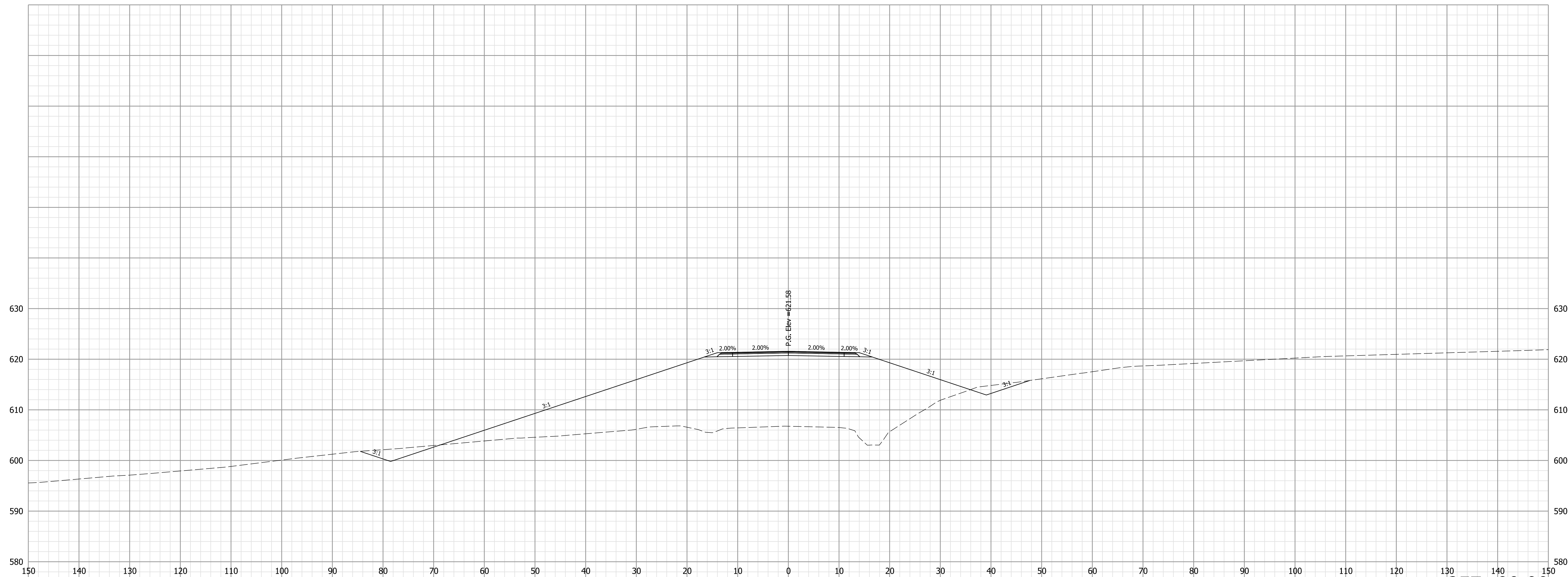
NOT FOR  
CONSTRUCTION

RECOMMENDED FOR APPROVAL	DESIGN ENGINEER	10/4/2022	DATE
DESIGNED: LKW	10/4/2022	DRAWN: LKW	10/4/2022
CHECKED: DJR	10/4/2022	CHECKED: DJR	10/4/2022

INDIANA  
DEPARTMENT OF TRANSPORTATION

CROSS SECTIONS  
LINE "PR-B"  
SR 258

HORIZONTAL SCALE	BRIDGE FILE
1" = 10'	N/A
VERTICAL SCALE	DESIGNATION
1" = 10'	1298633
SURVEY BOOK	SHEETS
Electronic	XS 07 of XS 52
CONTRACT	PROJECT
R-41258	1298633



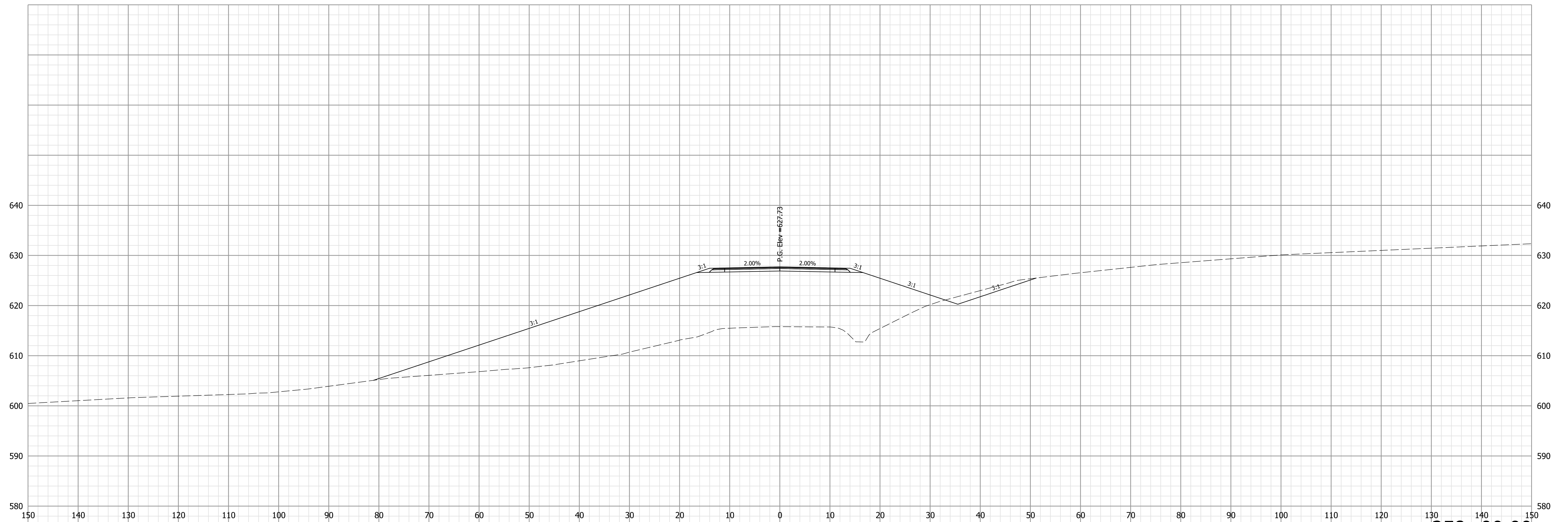
**NOT FOR CONSTRUCTION**

RECOMMENDED FOR APPROVAL	DESIGN ENGINEER	10/4/2022	DATE
DESIGNED: LKW	10/4/2022	DRAWN: LKW	10/4/2022
CHECKED: DJR	10/4/2022	CHECKED: DJR	10/4/2022

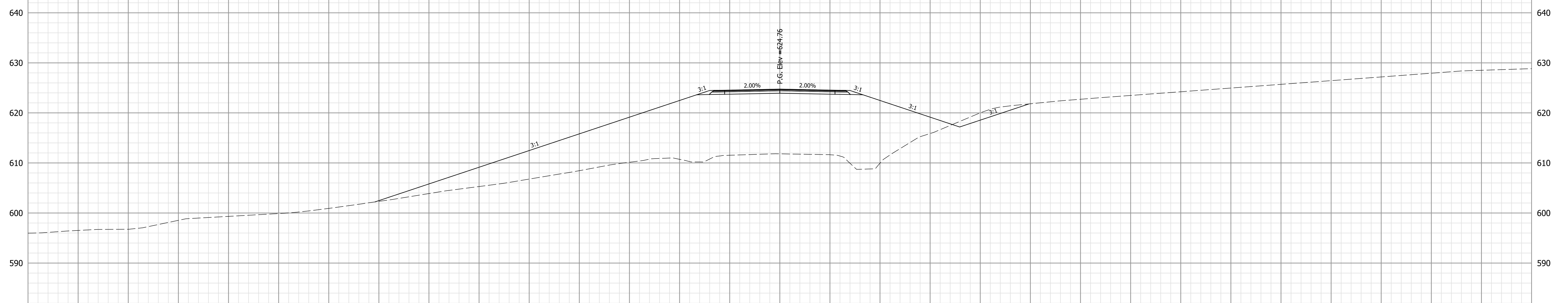
INDIANA  
DEPARTMENT OF TRANSPORTATION

CROSS SECTIONS  
LINE "PR-B"  
SR 258

HORIZONTAL SCALE	BRIDGE FILE
1" = 10'	N/A
VERTICAL SCALE	DESIGNATION
1" = 10'	1298633
SURVEY BOOK	SHEETS
Electronic	XS 08 of XS 52
CONTRACT	PROJECT
R-41258	1298633



258+00.00



257+50.00

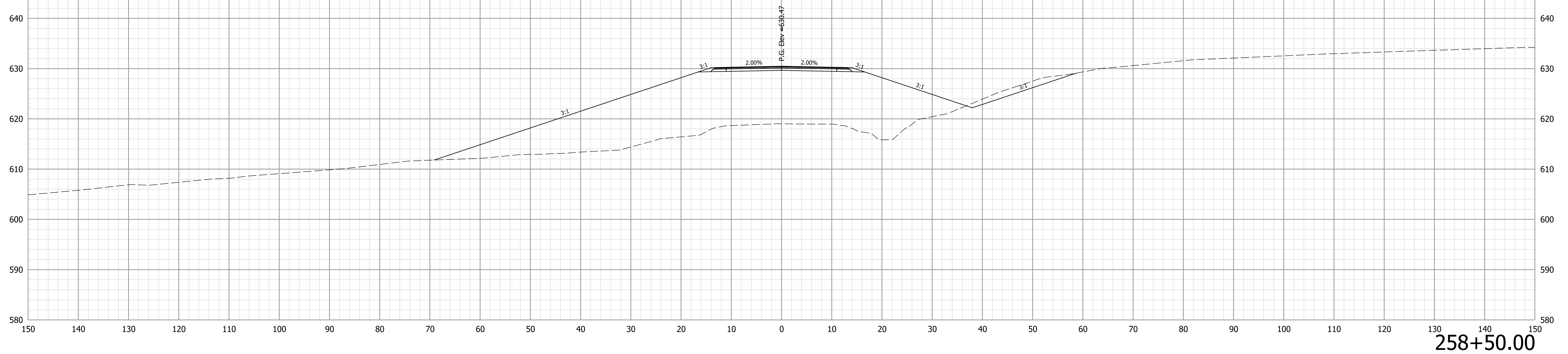
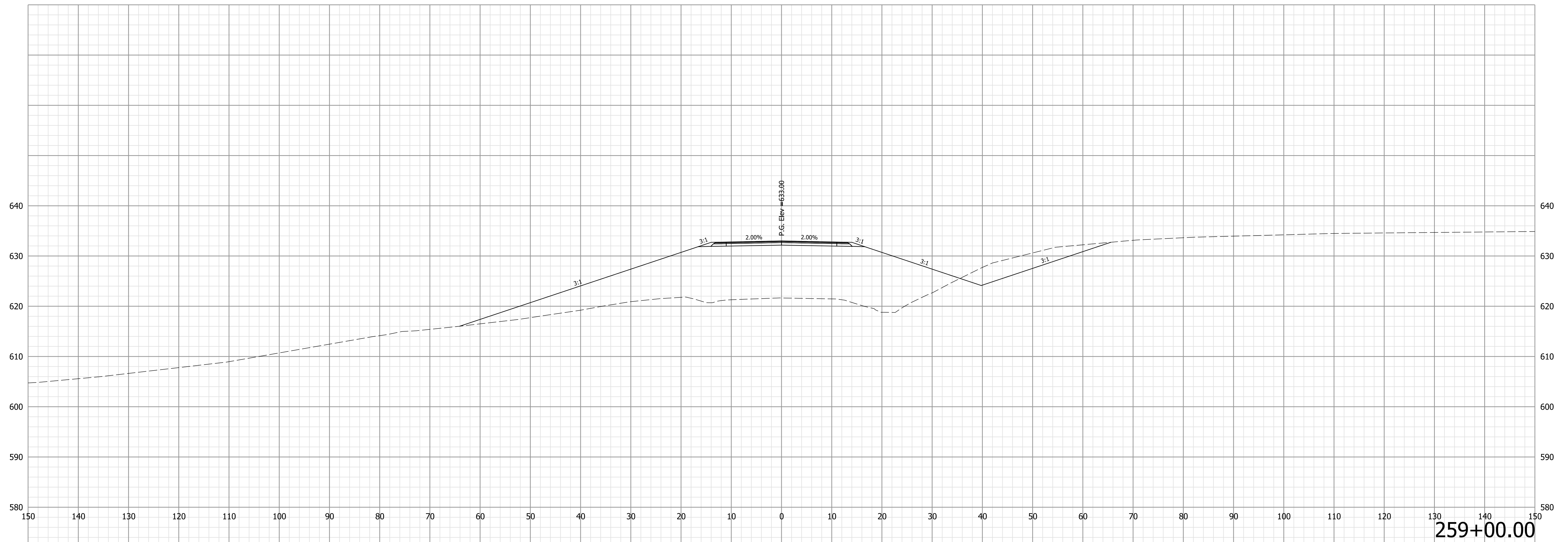
**NOT FOR  
CONSTRUCTION**

RECOMMENDED FOR APPROVAL	DESIGN ENGINEER	10/4/2022	DATE
DESIGNED: LKW	10/4/2022	DRAWN: LKW	10/4/2022
CHECKED: DJR	10/4/2022	CHECKED: DJR	10/4/2022

INDIANA  
DEPARTMENT OF TRANSPORTATION

CROSS SECTIONS  
LINE "PR-B"  
SR 258

HORIZONTAL SCALE	BRIDGE FILE
1" = 10'	N/A
VERTICAL SCALE	DESIGNATION
1" = 10'	1298633
SURVEY BOOK	SHEETS
Electronic	XS 09 of XS 52
CONTRACT	PROJECT
R-41258	1298633



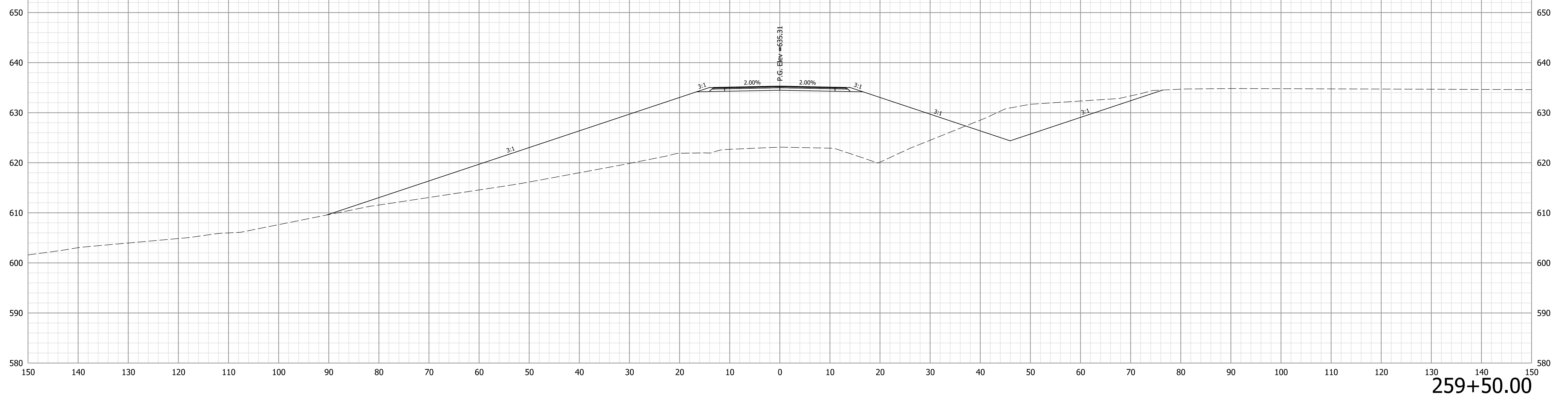
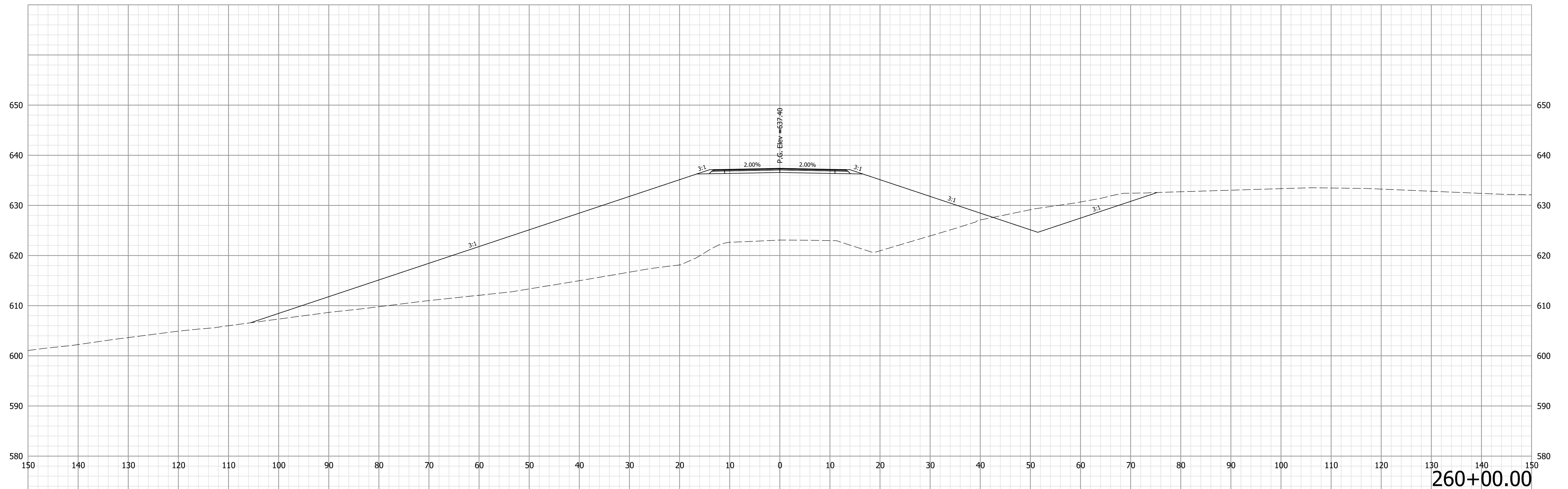
**NOT FOR  
CONSTRUCTION**

RECOMMENDED FOR APPROVAL	DESIGN ENGINEER	10/4/2022	DATE
DESIGNED: LKW	10/4/2022	DRAWN: LKW	10/4/2022
CHECKED: DJR	10/4/2022	CHECKED: DJR	10/4/2022

INDIANA  
DEPARTMENT OF TRANSPORTATION

CROSS SECTIONS  
LINE "PR-B"  
SR 258

HORIZONTAL SCALE	BRIDGE FILE
1" = 10'	N/A
VERTICAL SCALE	DESIGNATION
1" = 10'	1298633
SURVEY BOOK	SHEETS
Electronic	XS 10 of XS 52
CONTRACT	PROJECT
R-41258	1298633



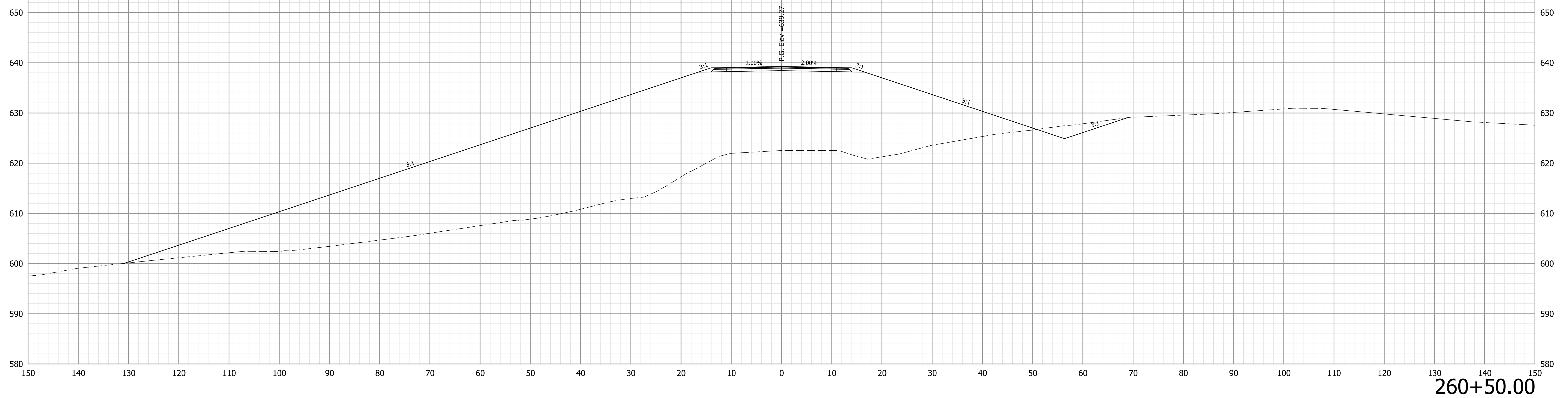
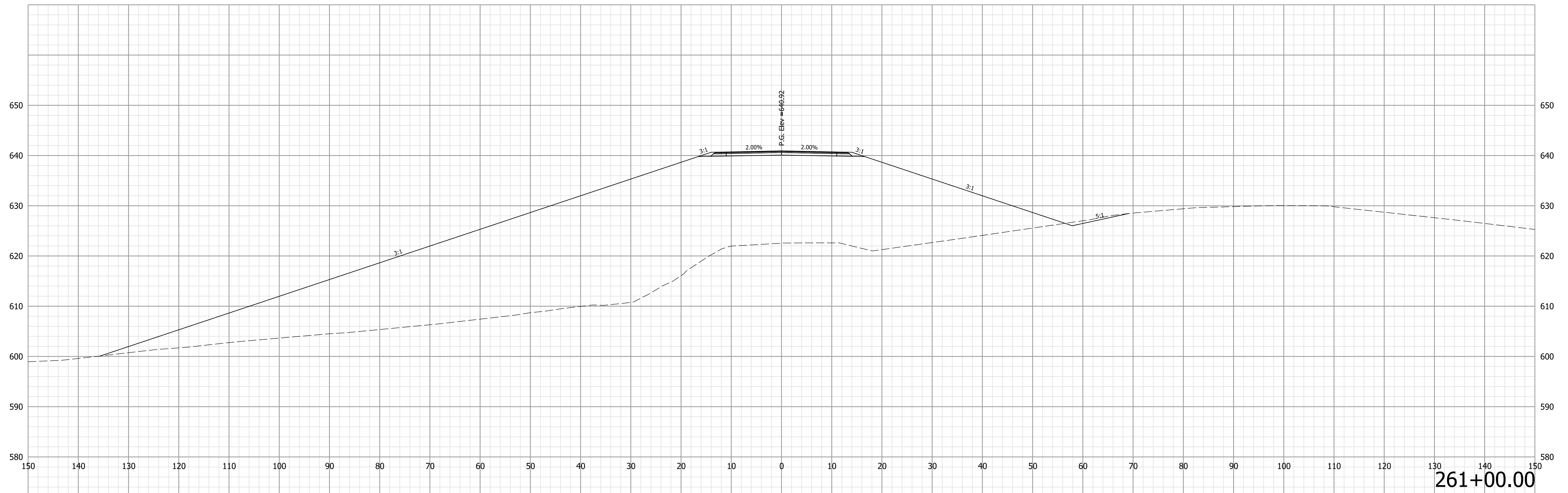
**NOT FOR  
CONSTRUCTION**

RECOMMENDED FOR APPROVAL	DESIGN ENGINEER	10/4/2022	DATE
DESIGNED: LKW	10/4/2022	DRAWN: LKW	10/4/2022
CHECKED: DJR	10/4/2022	CHECKED: DJR	10/4/2022

INDIANA  
DEPARTMENT OF TRANSPORTATION

CROSS SECTIONS  
LINE "PR-B"  
SR 258

HORIZONTAL SCALE	BRIDGE FILE
1" = 10'	N/A
VERTICAL SCALE	DESIGNATION
1" = 10'	1298633
SURVEY BOOK	SHEETS
Electronic	XS 11 of XS 52
CONTRACT	PROJECT
R-41258	1298633



**NOT FOR CONSTRUCTION**

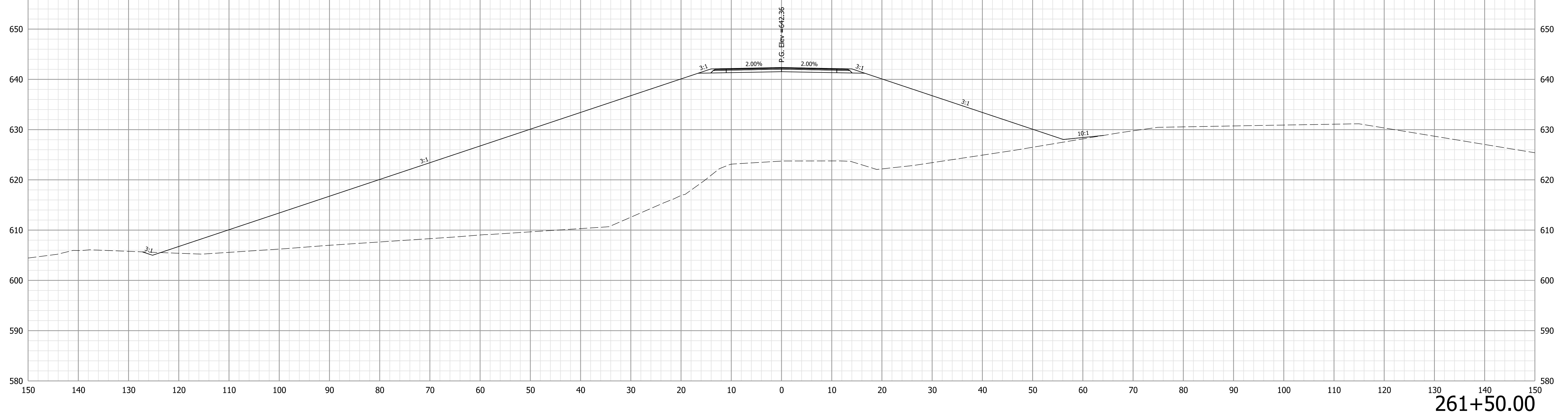
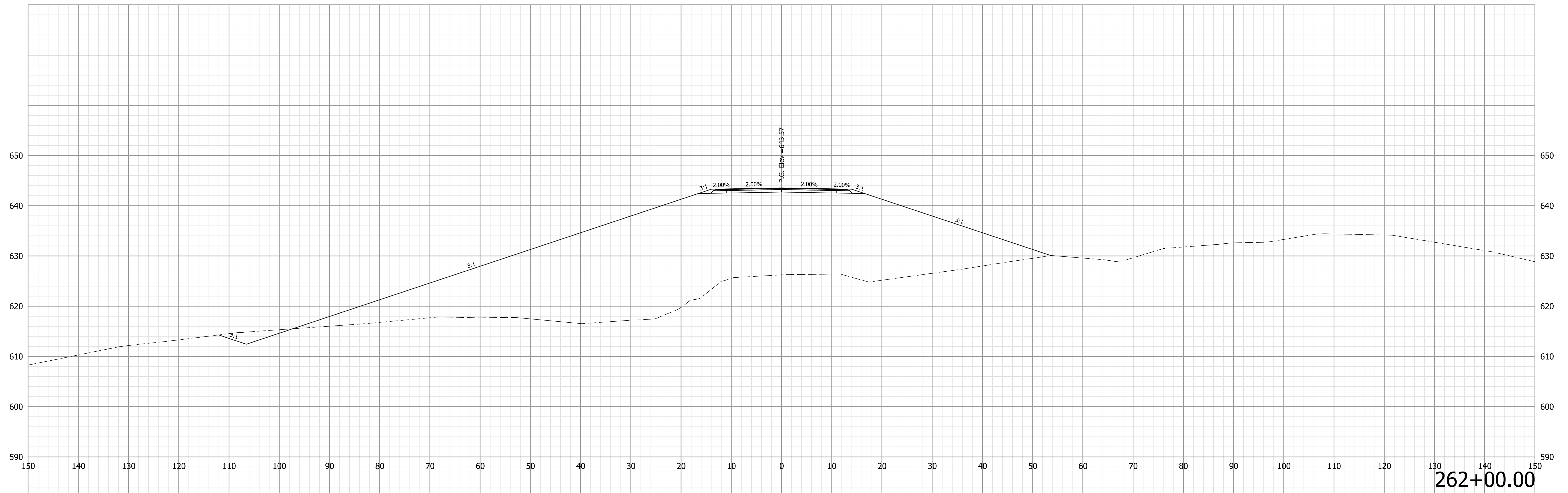
RECOMMENDED FOR APPROVAL	DESIGN ENGINEER	10/4/2022	DATE
DESIGNED: LKW	10/4/2022	DRAWN: LKW	10/4/2022
CHECKED: DJR	10/4/2022	CHECKED: DJR	10/4/2022

**INDIANA  
DEPARTMENT OF TRANSPORTATION**

**CROSS SECTIONS  
LINE "PR-B"  
SR 258**

HORIZONTAL SCALE	BRIDGE FILE
1" = 10'	N/A
VERTICAL SCALE	DESIGNATION
1" = 10'	1298633
SURVEY BOOK	SHEETS
Electronic	XS 12 of XS 52
CONTRACT	PROJECT
R-41258	1298633





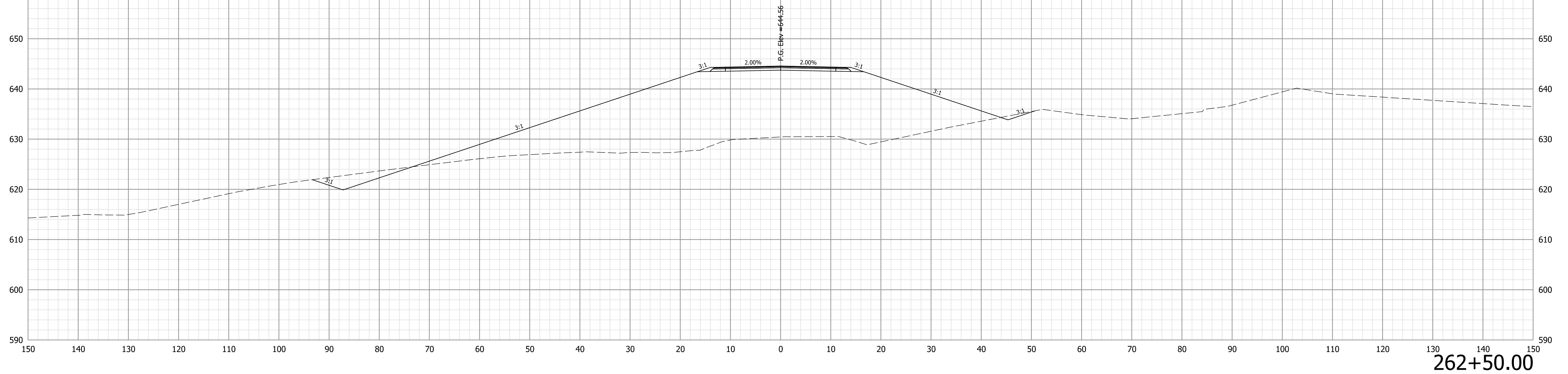
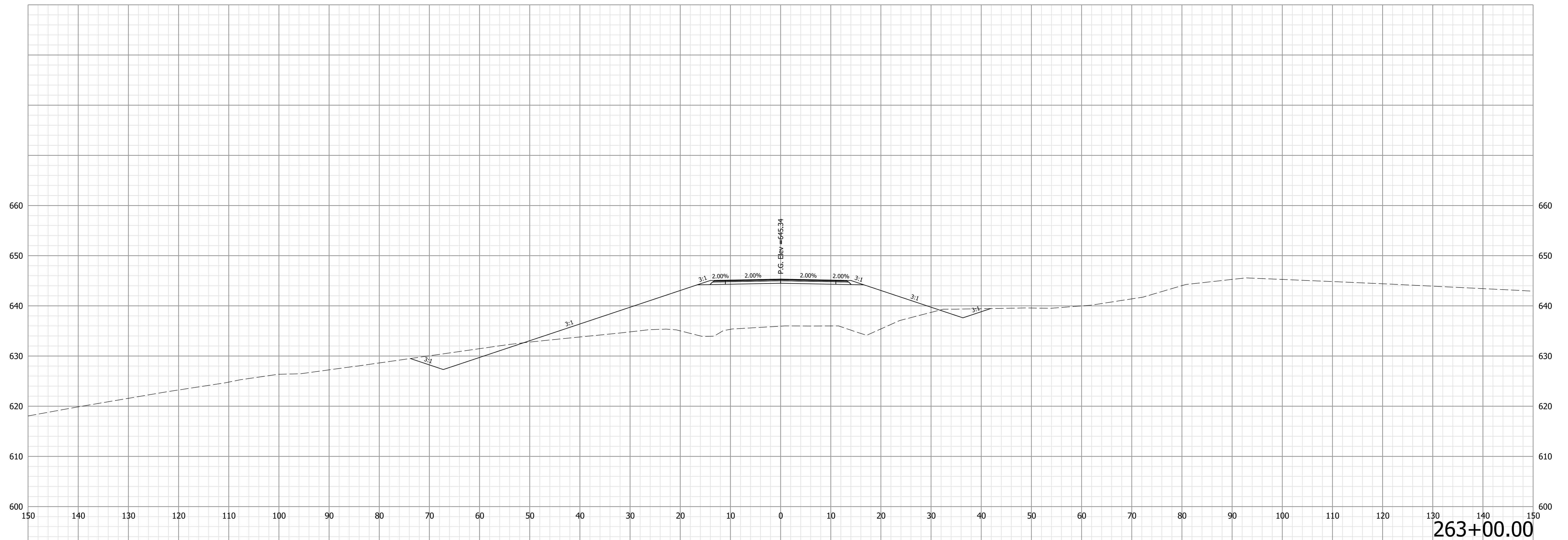
**NOT FOR CONSTRUCTION**

RECOMMENDED FOR APPROVAL	DESIGN ENGINEER	10/4/2022	DATE
DESIGNED: LKW	10/4/2022	DRAWN: LKW	10/4/2022
CHECKED: DJR	10/4/2022	CHECKED: DJR	10/4/2022

INDIANA  
DEPARTMENT OF TRANSPORTATION

CROSS SECTIONS  
LINE "PR-B"  
SR 258

HORIZONTAL SCALE	BRIDGE FILE
1" = 10'	N/A
VERTICAL SCALE	DESIGNATION
1" = 10'	1298633
SURVEY BOOK	SHEETS
Electronic	XS 13 of XS 52
CONTRACT	PROJECT
R-41258	1298633



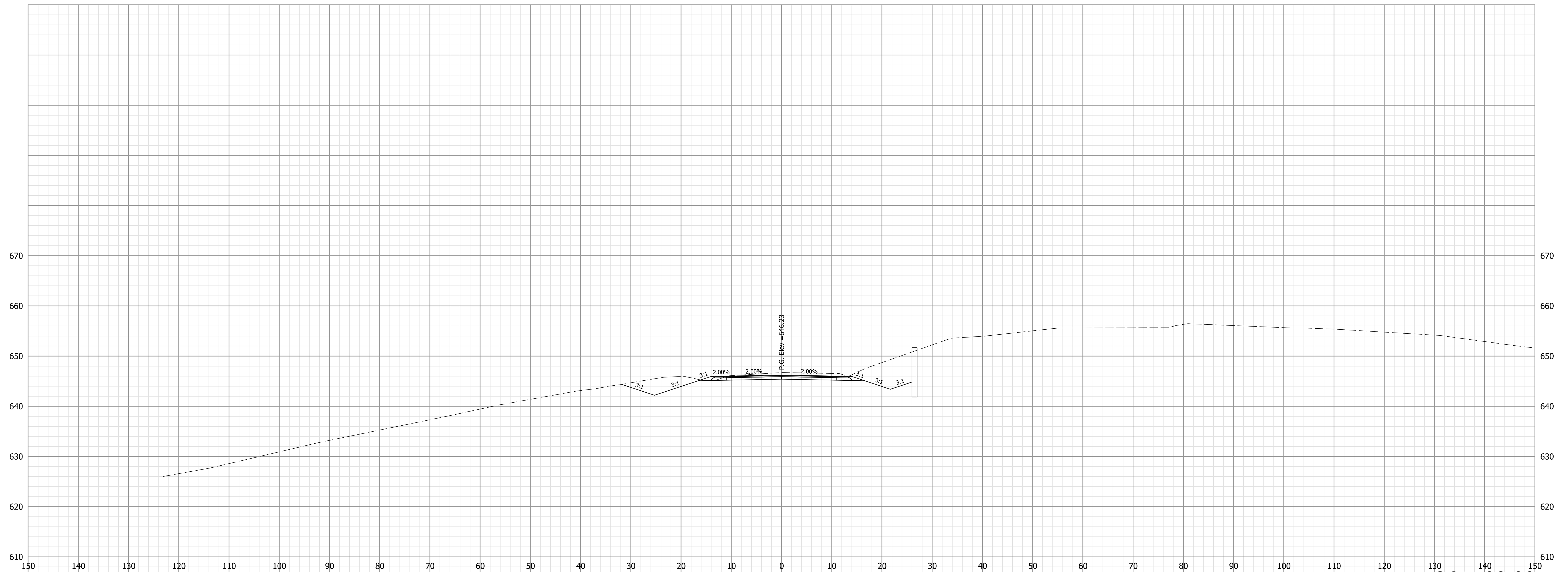
**NOT FOR  
CONSTRUCTION**

RECOMMENDED FOR APPROVAL	DESIGN ENGINEER	10/4/2022	DATE
DESIGNED: LKW	10/4/2022	DRAWN: LKW	10/4/2022
CHECKED: DJR	10/4/2022	CHECKED: DJR	10/4/2022

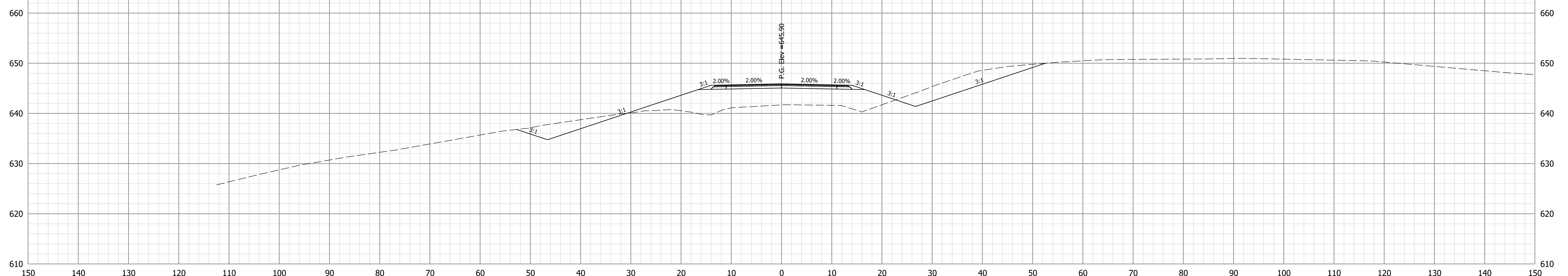
INDIANA  
DEPARTMENT OF TRANSPORTATION

CROSS SECTIONS  
LINE "PR-B"  
SR 258

HORIZONTAL SCALE	BRIDGE FILE
1" = 10'	N/A
VERTICAL SCALE	DESIGNATION
1" = 10'	1298633
SURVEY BOOK	SHEETS
Electronic	XS 14 of XS 52
CONTRACT	PROJECT
R-41258	1298633



264+00.00



263+50.00

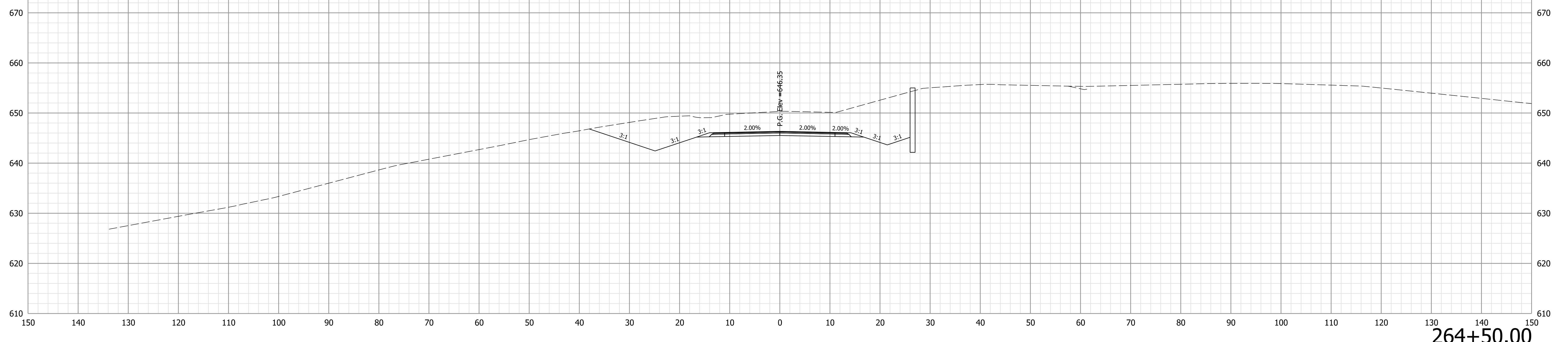
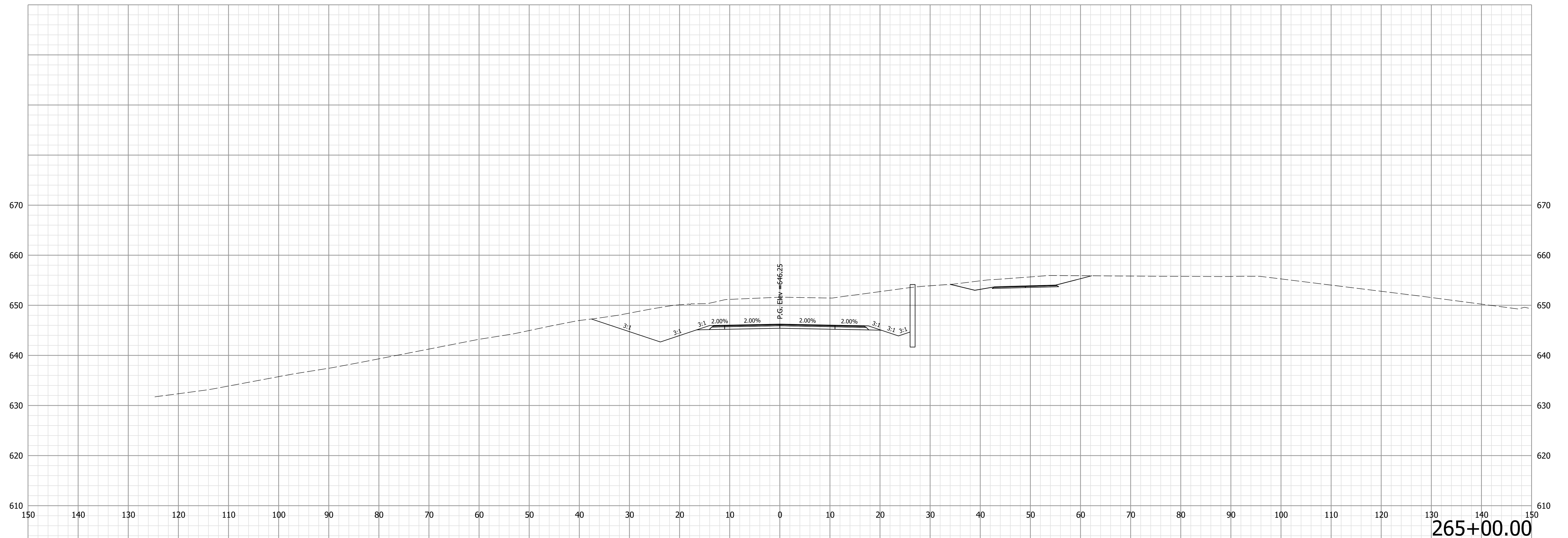
NOT FOR  
CONSTRUCTION

RECOMMENDED FOR APPROVAL	DESIGN ENGINEER	10/4/2022	DATE
DESIGNED: LKW	10/4/2022	DRAWN: LKW	10/4/2022
CHECKED: DJR	10/4/2022	CHECKED: DJR	10/4/2022

INDIANA  
DEPARTMENT OF TRANSPORTATION

CROSS SECTIONS  
LINE "PR-B"  
SR 258

HORIZONTAL SCALE	BRIDGE FILE
1" = 10'	N/A
VERTICAL SCALE	DESIGNATION
1" = 10'	1298633
SURVEY BOOK	SHEETS
Electronic	XS 15 of XS 52
CONTRACT	PROJECT
R-41258	1298633



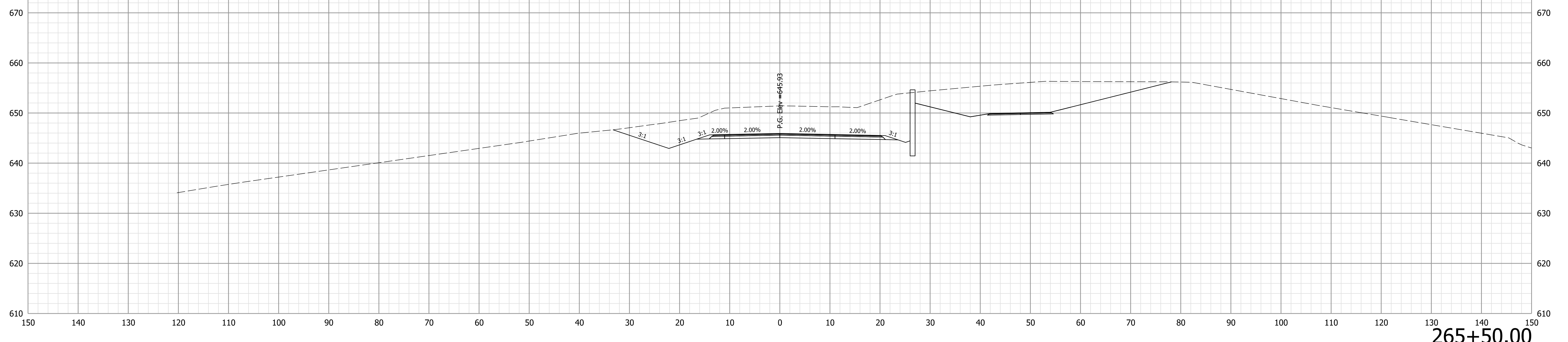
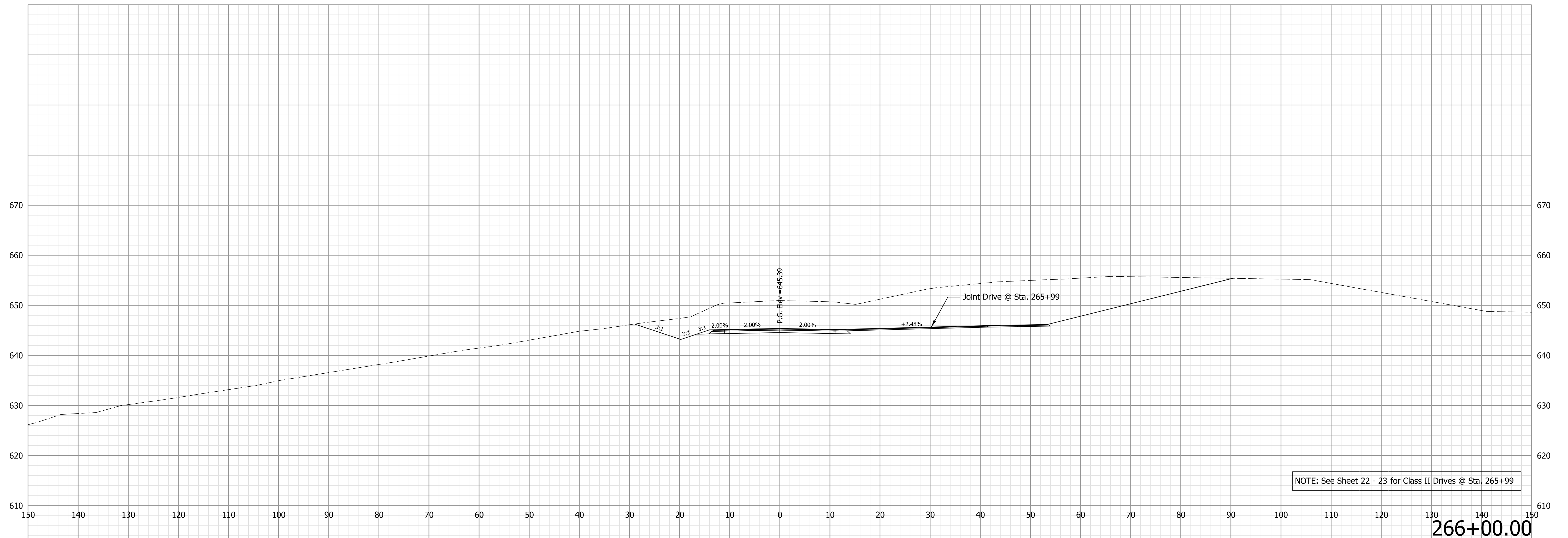
NOT FOR  
CONSTRUCTION

RECOMMENDED FOR APPROVAL	DESIGN ENGINEER	10/4/2022	DATE
DESIGNED: LKW	10/4/2022	DRAWN: LKW	10/4/2022
CHECKED: DJR	10/4/2022	CHECKED: DJR	10/4/2022

INDIANA  
DEPARTMENT OF TRANSPORTATION

CROSS SECTIONS  
LINE "PR-B"  
SR 258

HORIZONTAL SCALE	BRIDGE FILE
1" = 10'	N/A
VERTICAL SCALE	DESIGNATION
1" = 10'	1298633
SURVEY BOOK	SHEETS
Electronic	XS 16 of XS 52
CONTRACT	PROJECT
R-41258	1298633



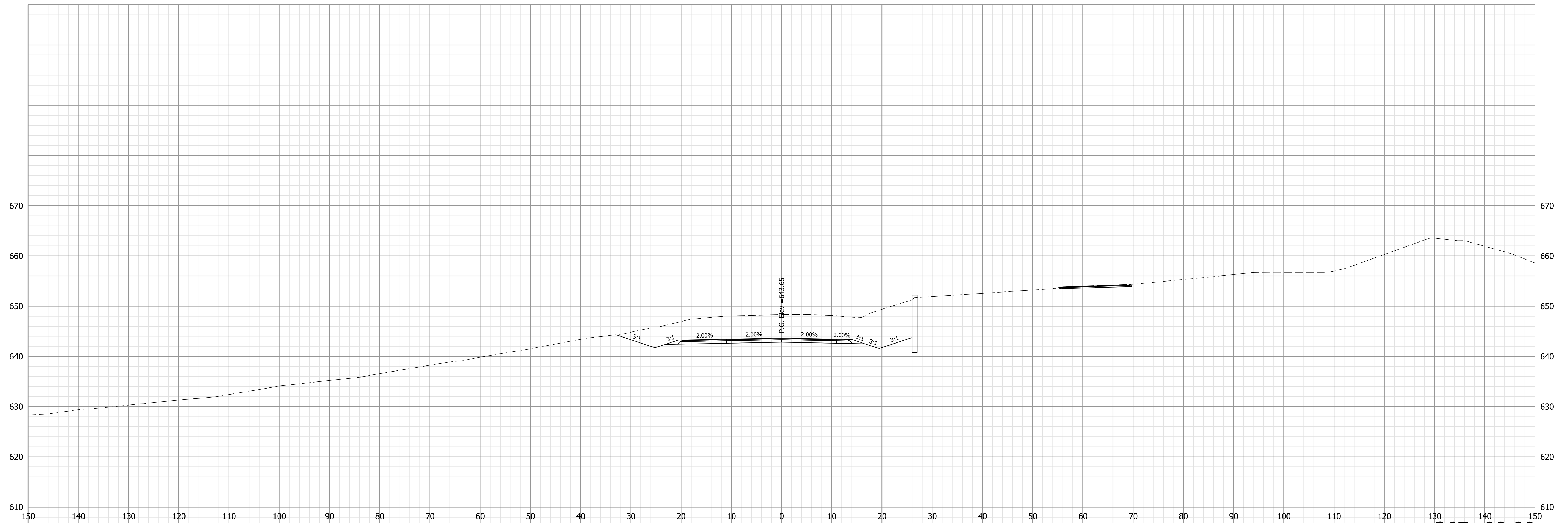
**NOT FOR  
CONSTRUCTION**

RECOMMENDED FOR APPROVAL	DESIGN ENGINEER	10/4/2022	DATE
DESIGNED: LKW	10/4/2022	DRAWN: LKW	10/4/2022
CHECKED: DJR	10/4/2022	CHECKED: DJR	10/4/2022

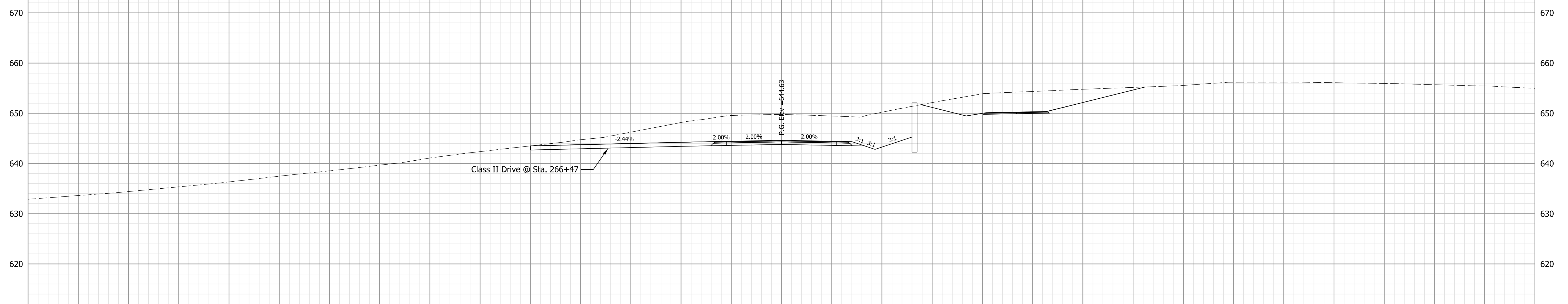
**INDIANA  
DEPARTMENT OF TRANSPORTATION**

**CROSS SECTIONS  
LINE "PR-B"  
SR 258**

HORIZONTAL SCALE	BRIDGE FILE
1" = 10'	N/A
VERTICAL SCALE	DESIGNATION
1" = 10'	1298633
SURVEY BOOK	SHEETS
Electronic	XS 17 of XS 52
CONTRACT	PROJECT
R-41258	1298633



267+00.00



266+50.00

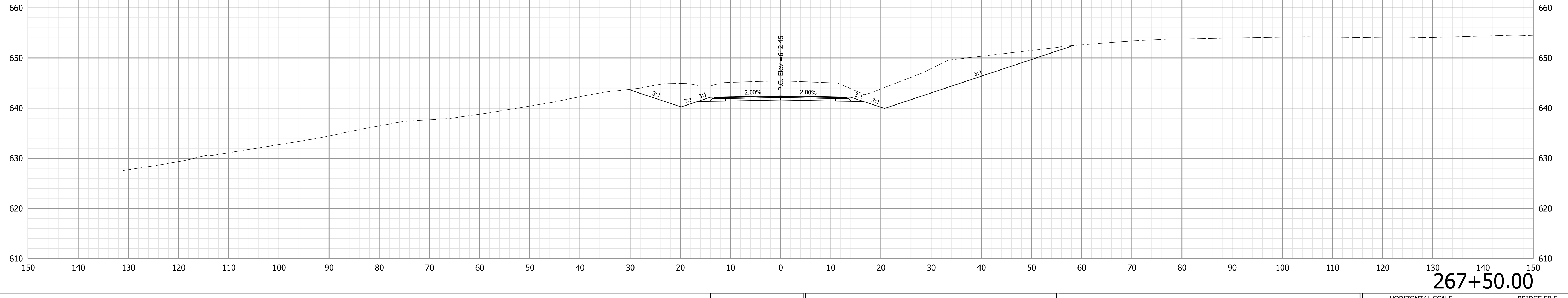
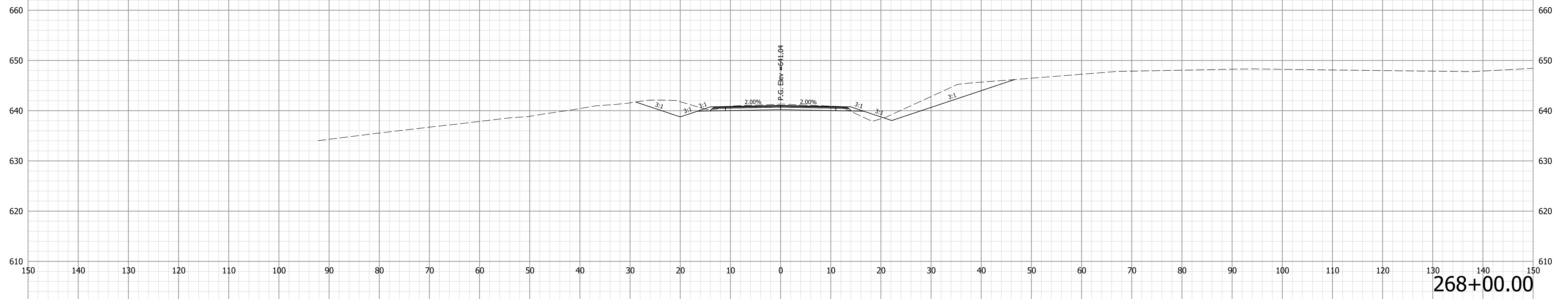
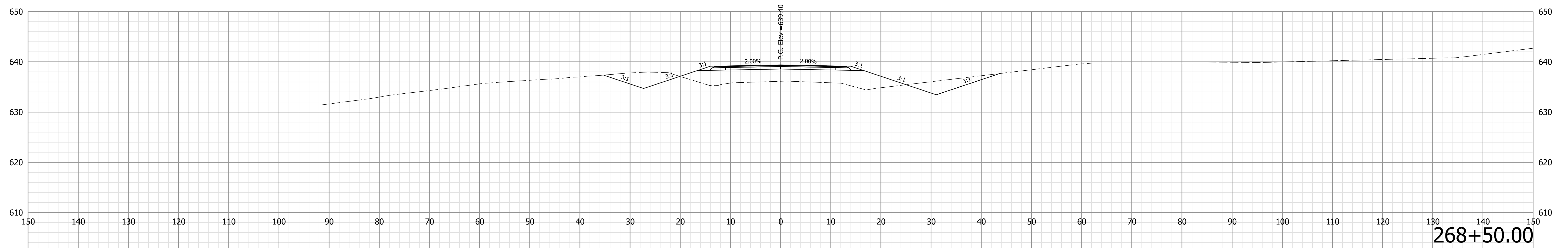
NOT FOR  
CONSTRUCTION

RECOMMENDED FOR APPROVAL	DESIGN ENGINEER	10/4/2022	DATE
DESIGNED: LKW	10/4/2022	DRAWN: LKW	10/4/2022
CHECKED: DJR	10/4/2022	CHECKED: DJR	10/4/2022

INDIANA  
DEPARTMENT OF TRANSPORTATION

CROSS SECTIONS  
LINE "PR-B"  
SR 258

HORIZONTAL SCALE	BRIDGE FILE
1" = 10'	N/A
VERTICAL SCALE	DESIGNATION
1" = 10'	1298633
SURVEY BOOK	SHEETS
Electronic	XS 18 of XS 52
CONTRACT	PROJECT
R-41258	1298633



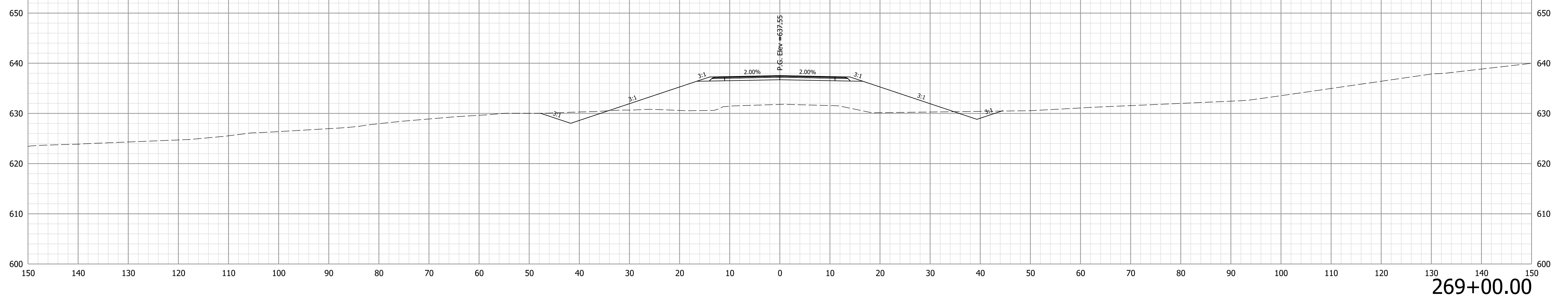
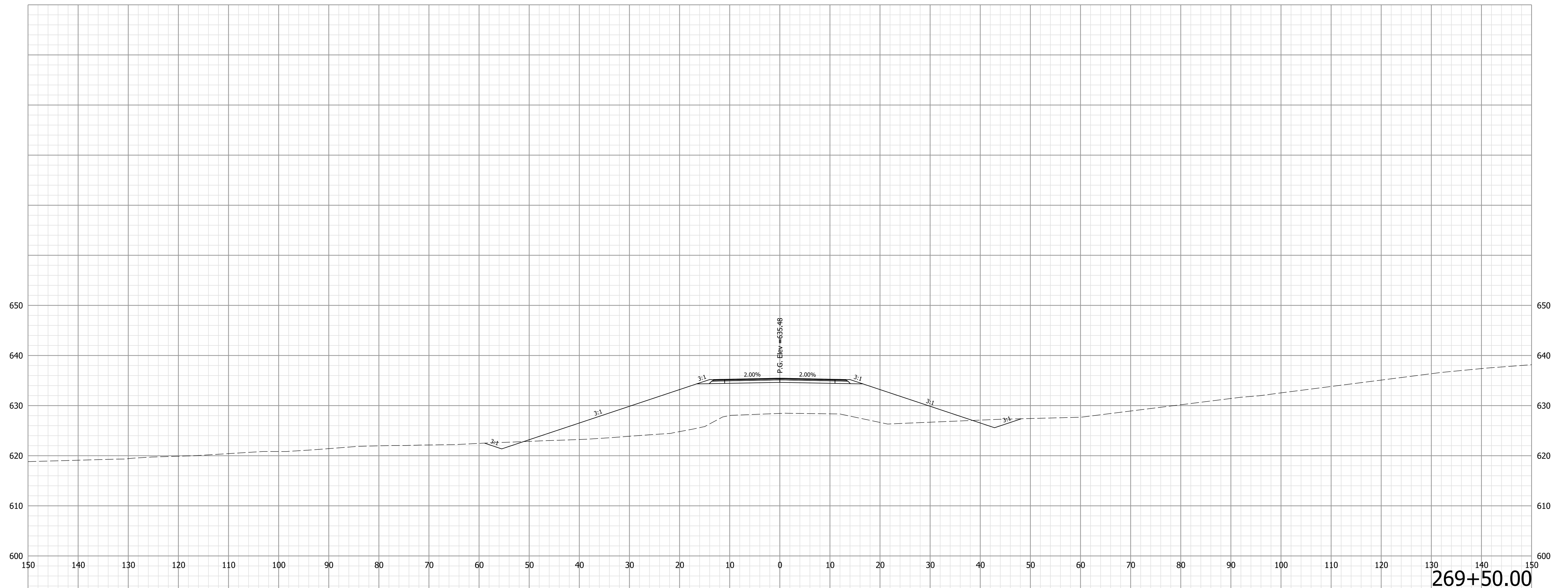
NOT FOR  
CONSTRUCTION

RECOMMENDED FOR APPROVAL	DESIGN ENGINEER	10/4/2022	DATE
DESIGNED: LKW	10/4/2022	DRAWN: LKW	10/4/2022
CHECKED: DJR	10/4/2022	CHECKED: DJR	10/4/2022

INDIANA  
DEPARTMENT OF TRANSPORTATION

CROSS SECTIONS  
LINE "PR-B"  
SR 258

HORIZONTAL SCALE	BRIDGE FILE
1" = 10'	N/A
VERTICAL SCALE	DESIGNATION
1" = 10'	1298633
SURVEY BOOK	SHEETS
Electronic	XS 19 of XS 52
CONTRACT	PROJECT
R-41258	1298633



**NOT FOR CONSTRUCTION**

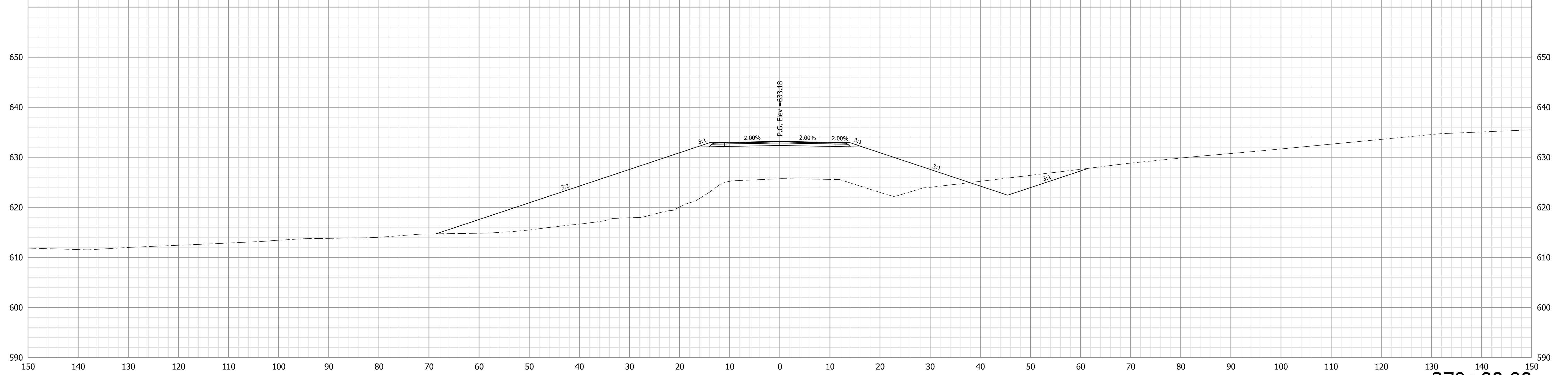
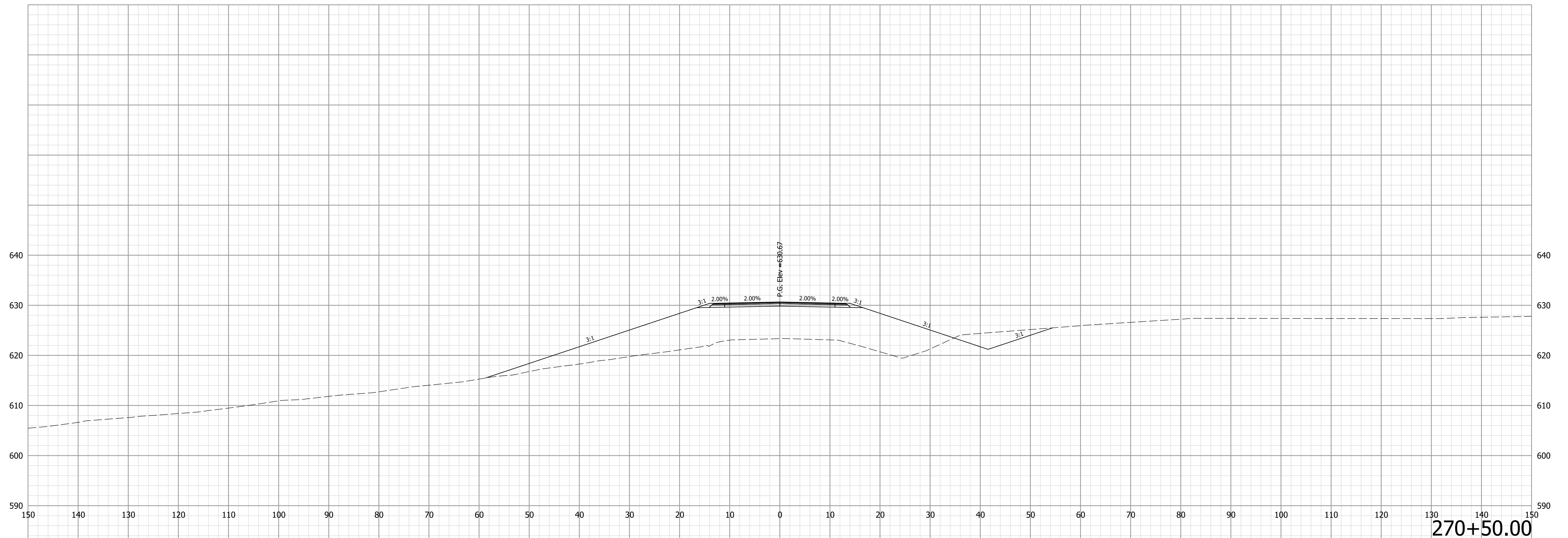
RECOMMENDED FOR APPROVAL	DESIGN ENGINEER	10/4/2022	DATE
DESIGNED: LKW	10/4/2022	DRAWN: LKW	10/4/2022
CHECKED: DJR	10/4/2022	CHECKED: DJR	10/4/2022

INDIANA  
DEPARTMENT OF TRANSPORTATION

CROSS SECTIONS  
LINE "PR-B"  
SR 258

HORIZONTAL SCALE	BRIDGE FILE
1" = 10'	N/A
VERTICAL SCALE	DESIGNATION
1" = 10'	1298633
SURVEY BOOK	SHEETS
Electronic	XS 20 of XS 52
CONTRACT	PROJECT
R-41258	1298633





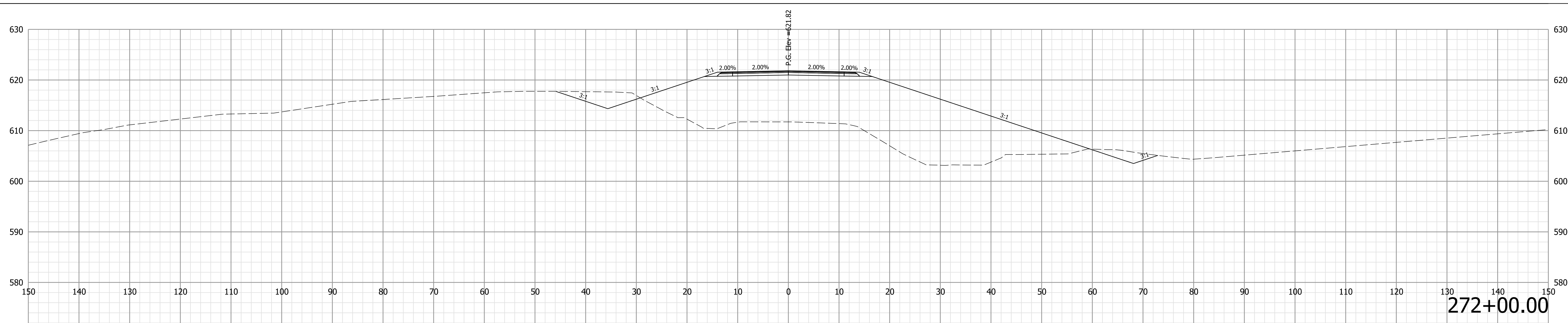
**NOT FOR  
CONSTRUCTION**

RECOMMENDED FOR APPROVAL	DESIGN ENGINEER	10/4/2022	DATE
DESIGNED: LKW	10/4/2022	DRAWN: LKW	10/4/2022
CHECKED: DJR	10/4/2022	CHECKED: DJR	10/4/2022

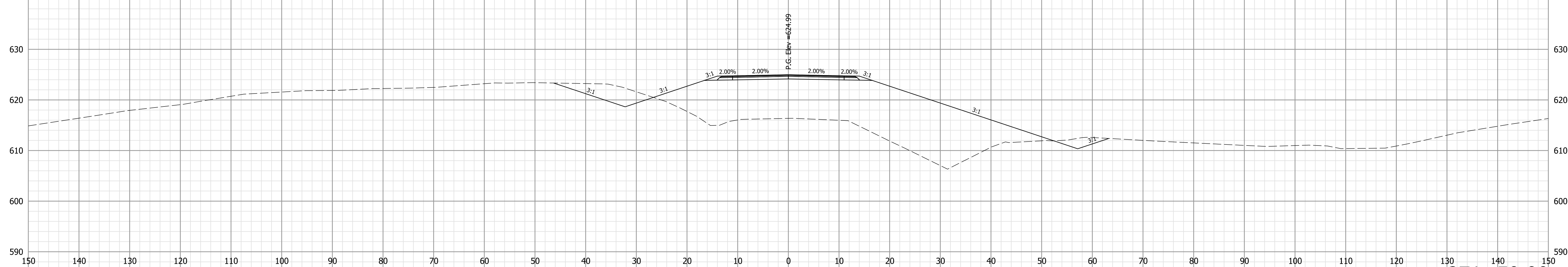
**INDIANA  
DEPARTMENT OF TRANSPORTATION**

**CROSS SECTIONS  
LINE "PR-B"  
SR 258**

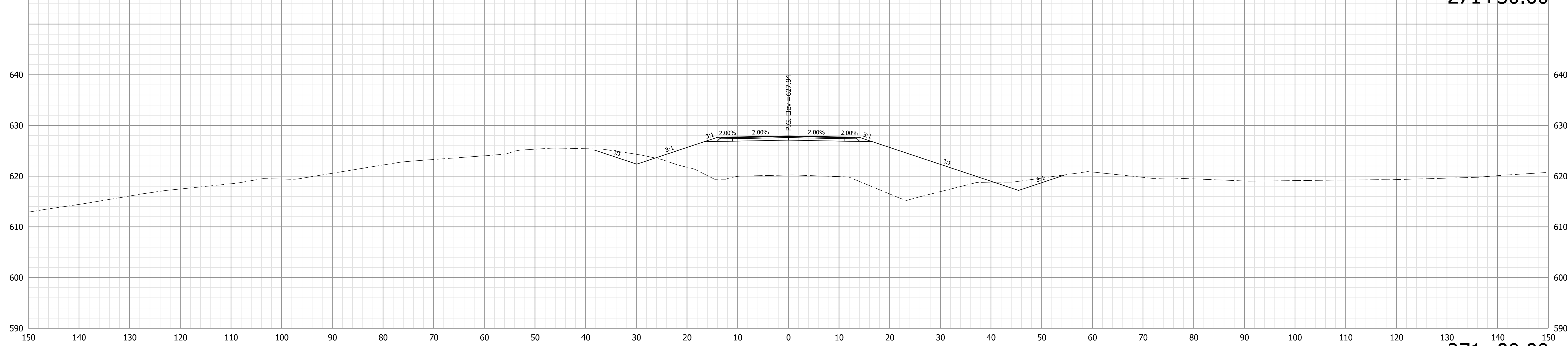
HORIZONTAL SCALE	BRIDGE FILE
1" = 10'	N/A
VERTICAL SCALE	DESIGNATION
1" = 10'	1298633
SURVEY BOOK	SHEETS
Electronic	XS 21 of XS 52
CONTRACT	PROJECT
R-41258	1298633



272+00.00



271+50.00



271+00.00

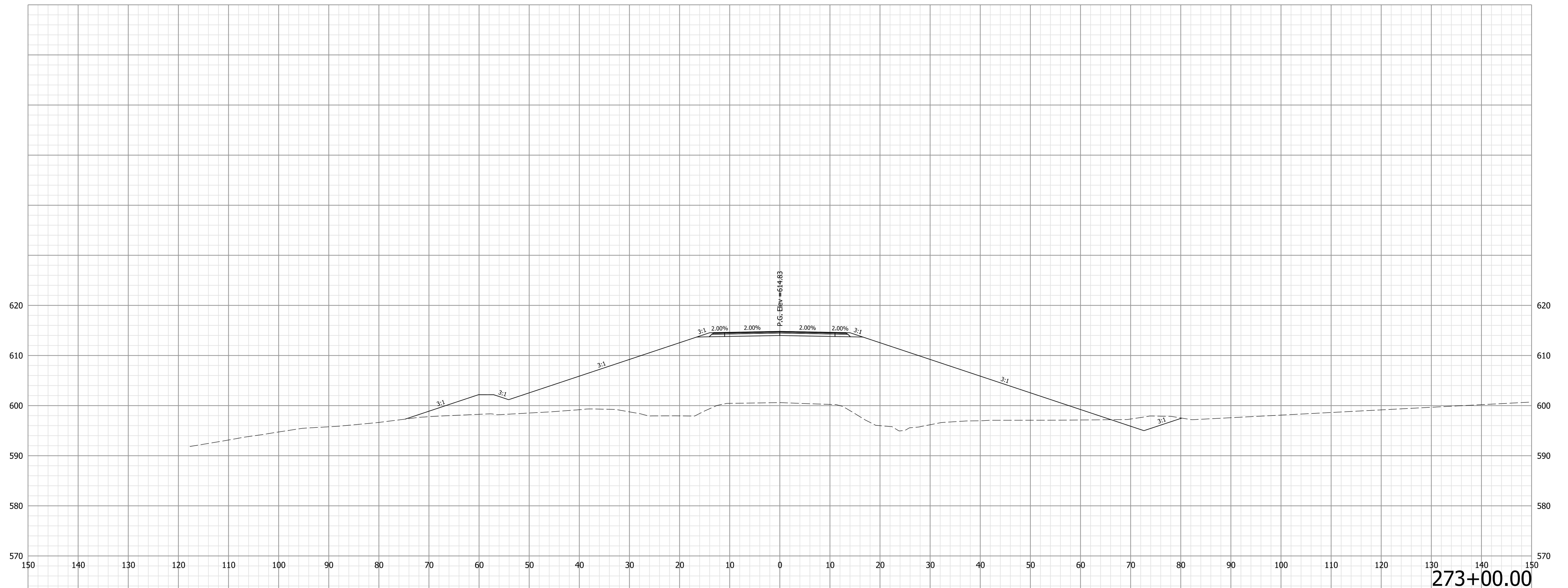
NOT FOR CONSTRUCTION

RECOMMENDED FOR APPROVAL	DESIGN ENGINEER	10/4/2022	DATE
DESIGNED: LKW	10/4/2022	DRAWN: LKW	10/4/2022
CHECKED: DJR	10/4/2022	CHECKED: DJR	10/4/2022

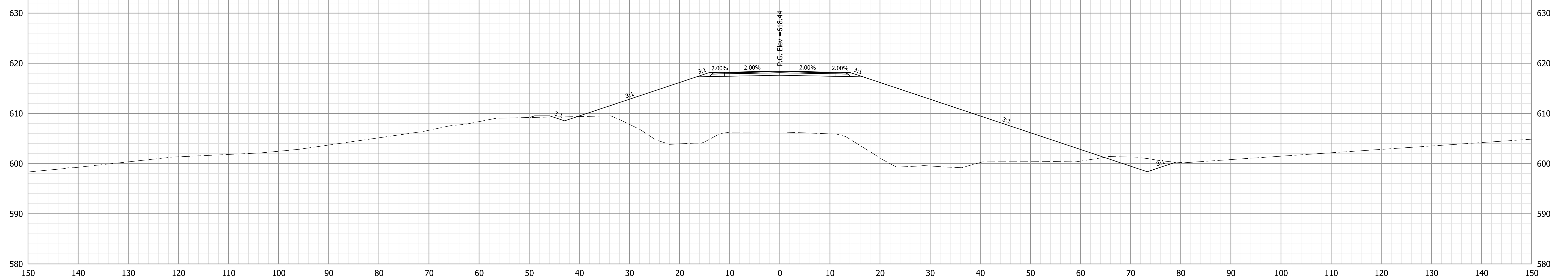
INDIANA  
DEPARTMENT OF TRANSPORTATION

CROSS SECTIONS  
LINE "PR-B"  
SR 258

HORIZONTAL SCALE	BRIDGE FILE
1" = 10'	N/A
VERTICAL SCALE	DESIGNATION
1" = 10'	1298633
SURVEY BOOK	SHEETS
Electronic	XS 22 of XS 52
CONTRACT	PROJECT
R-41258	1298633



273+00.00



272+50.00

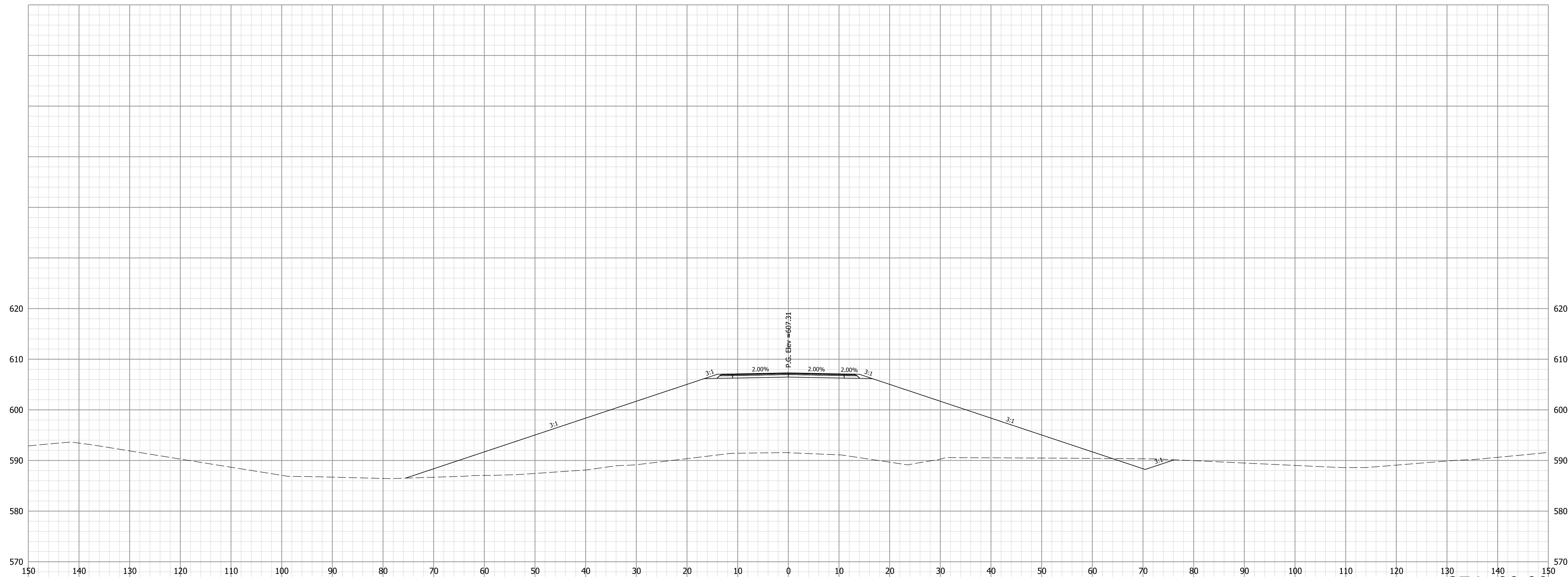
NOT FOR  
CONSTRUCTION

RECOMMENDED FOR APPROVAL	DESIGN ENGINEER	10/4/2022	DATE
DESIGNED: LKW	10/4/2022	DRAWN: LKW	10/4/2022
CHECKED: DJR	10/4/2022	CHECKED: DJR	10/4/2022

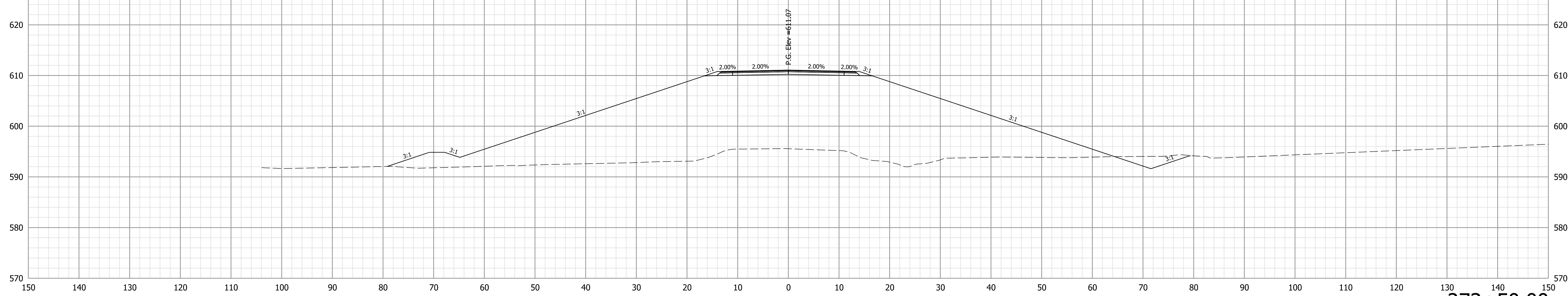
INDIANA  
DEPARTMENT OF TRANSPORTATION

CROSS SECTIONS  
LINE "PR-B"  
SR 258

HORIZONTAL SCALE	BRIDGE FILE
1" = 10'	N/A
VERTICAL SCALE	DESIGNATION
1" = 10'	1298633
SURVEY BOOK	SHEETS
Electronic	XS 23 of XS 52
CONTRACT	PROJECT
R-41258	1298633



274+00.00



273+50.00

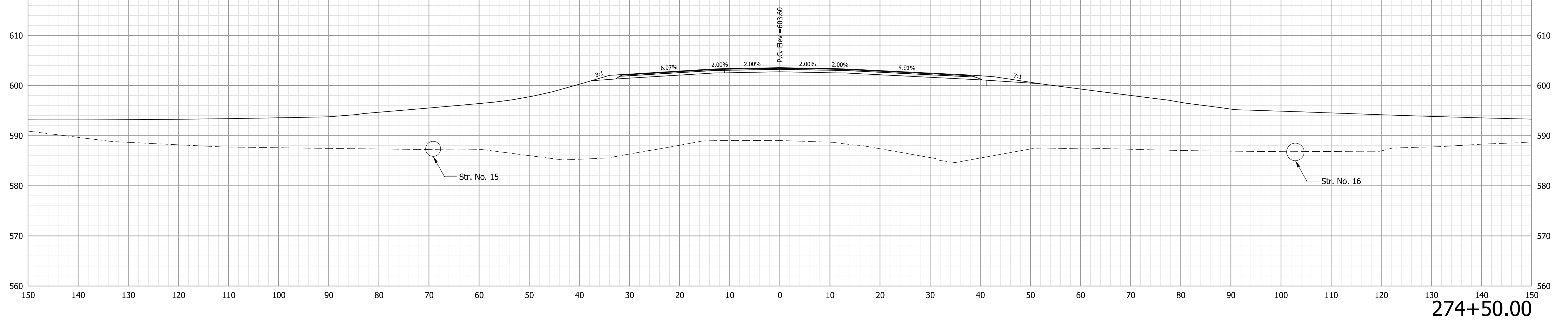
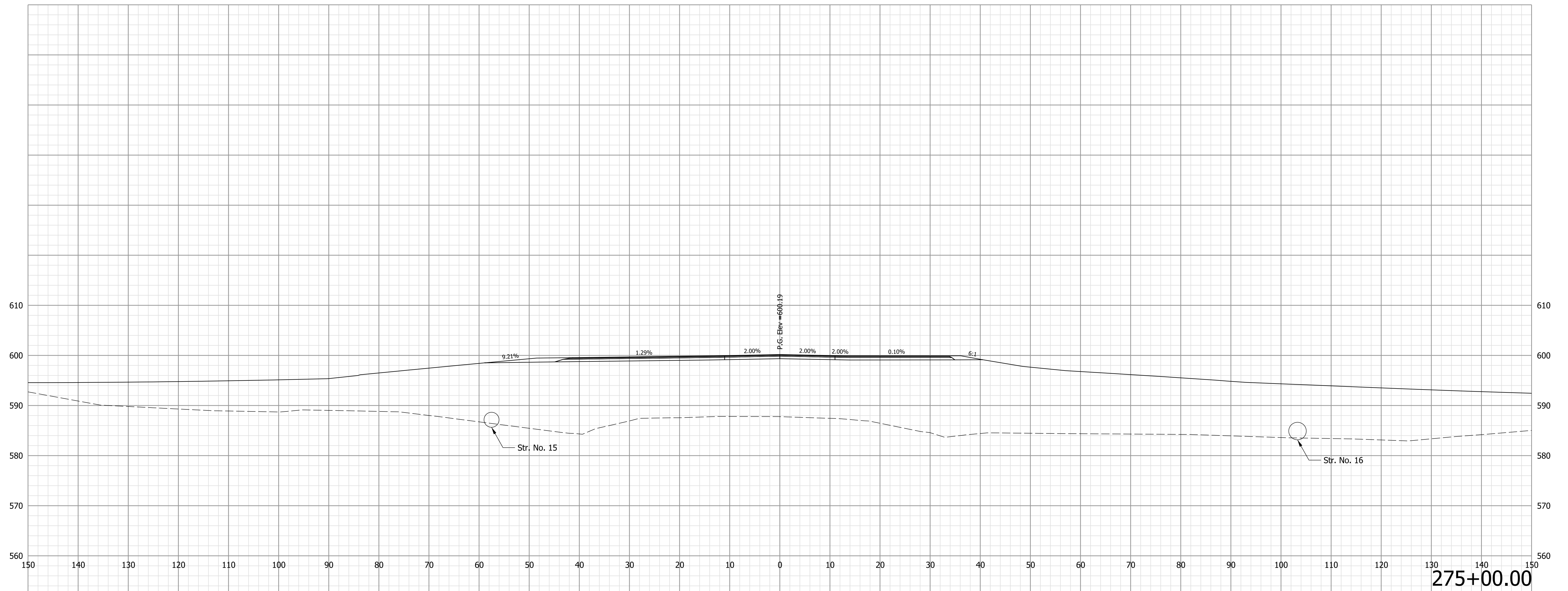
**NOT FOR  
CONSTRUCTION**

RECOMMENDED FOR APPROVAL	DESIGN ENGINEER	10/4/2022	DATE
DESIGNED: LKW	10/4/2022	DRAWN: LKW	10/4/2022
CHECKED: DJR	10/4/2022	CHECKED: DJR	10/4/2022

INDIANA  
DEPARTMENT OF TRANSPORTATION

CROSS SECTIONS  
LINE "PR-B"  
SR 258

HORIZONTAL SCALE	BRIDGE FILE
1" = 10'	N/A
VERTICAL SCALE	DESIGNATION
1" = 10'	1298633
SURVEY BOOK	SHEETS
Electronic	XS 24 of XS 52
CONTRACT	PROJECT
R-41258	1298633



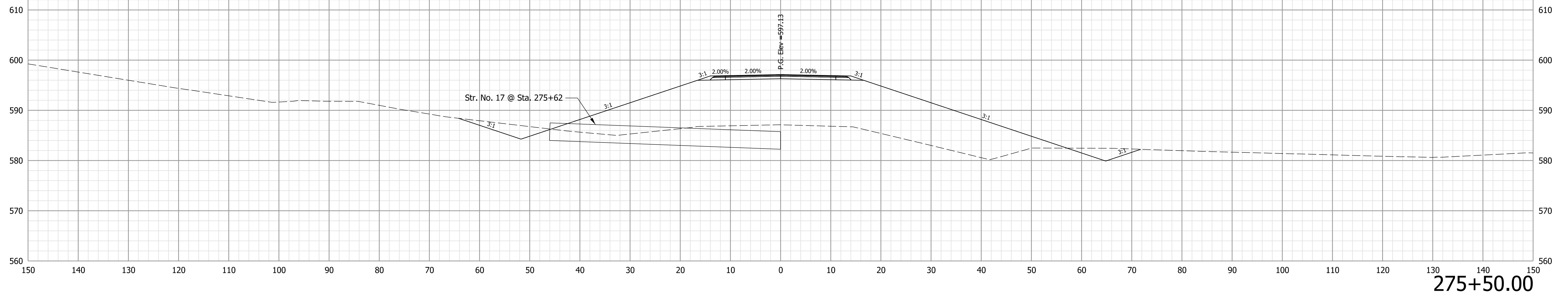
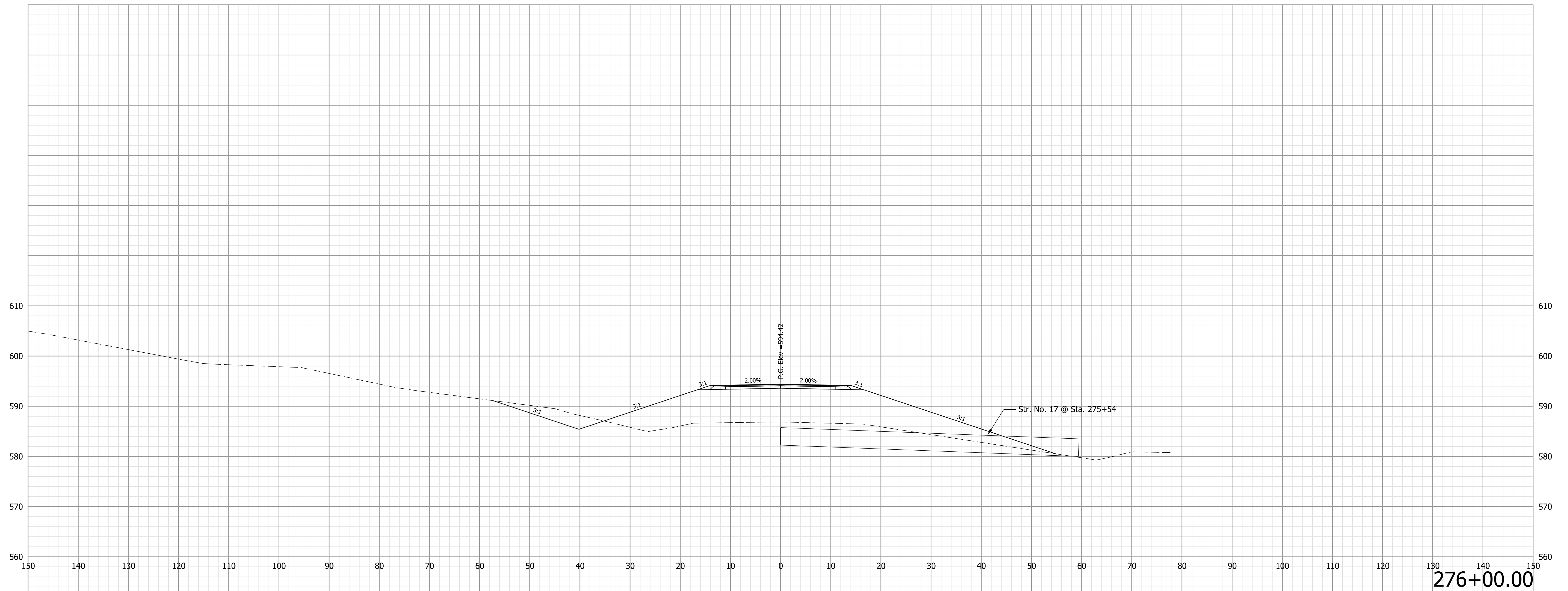
**NOT FOR  
CONSTRUCTION**

RECOMMENDED FOR APPROVAL	DESIGN ENGINEER	10/4/2022	DATE
DESIGNED: LKW	10/4/2022	DRAWN: LKW	10/4/2022
CHECKED: DJR	10/4/2022	CHECKED: DJR	10/4/2022

**INDIANA  
DEPARTMENT OF TRANSPORTATION**

**CROSS SECTIONS  
LINE "PR-B"  
SR 258**

HORIZONTAL SCALE	BRIDGE FILE
1" = 10'	N/A
VERTICAL SCALE	DESIGNATION
1" = 10'	1298633
SURVEY BOOK	SHEETS
Electronic	XS 25 of XS 52
CONTRACT	PROJECT
R-41258	1298633



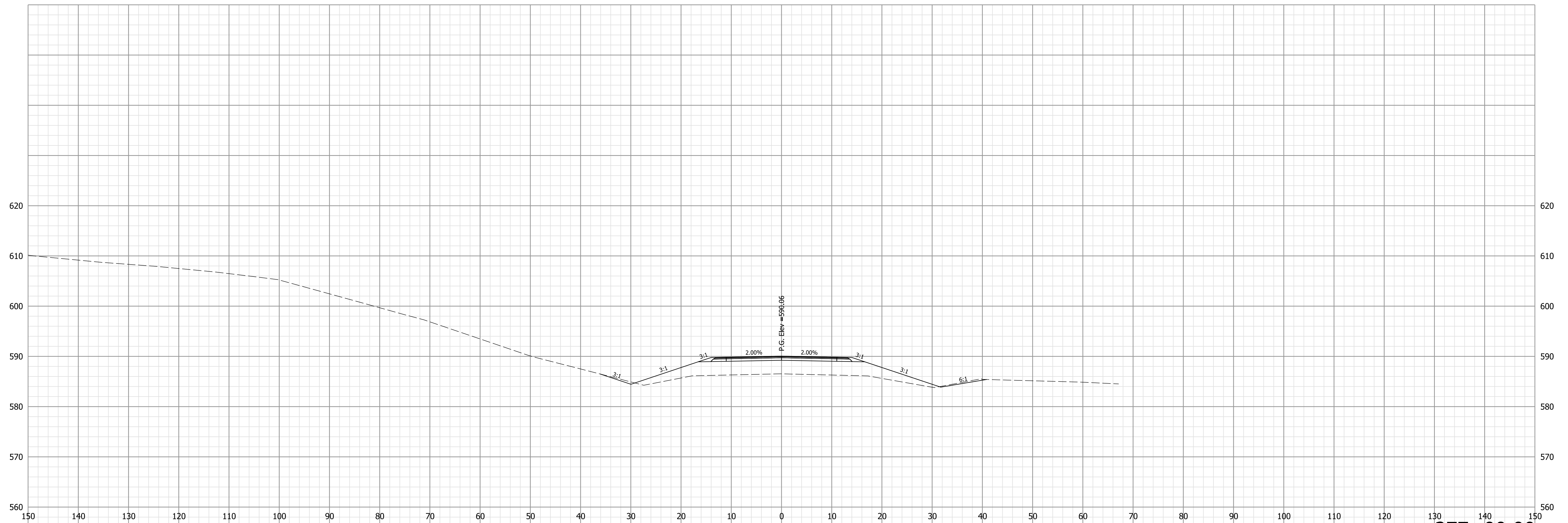
NOT FOR  
CONSTRUCTION

RECOMMENDED FOR APPROVAL	DESIGN ENGINEER	10/4/2022	DATE
DESIGNED: LKW	10/4/2022	DRAWN: LKW	10/4/2022
CHECKED: DJR	10/4/2022	CHECKED: DJR	10/4/2022

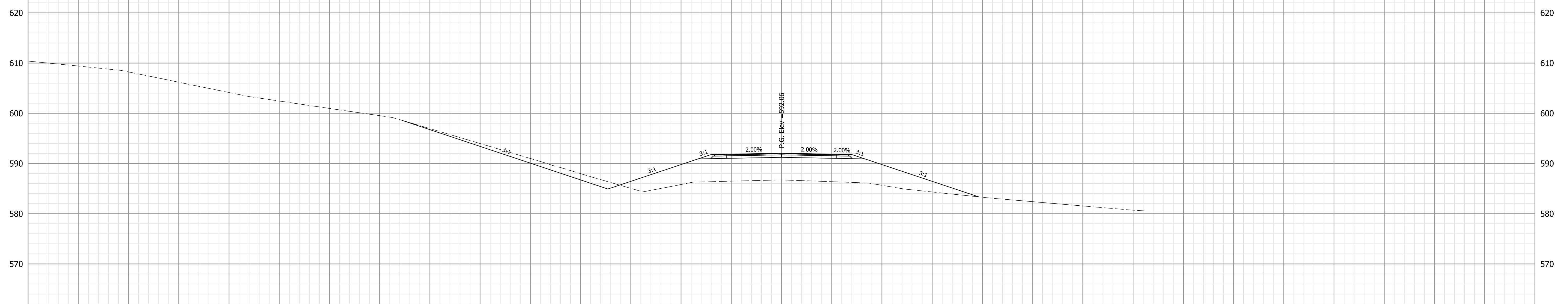
INDIANA  
DEPARTMENT OF TRANSPORTATION

CROSS SECTIONS  
LINE "PR-B"  
SR 258

HORIZONTAL SCALE	BRIDGE FILE
1" = 10'	N/A
VERTICAL SCALE	DESIGNATION
1" = 10'	1298633
SURVEY BOOK	SHEETS
Electronic	XS 26 of XS 52
CONTRACT	PROJECT
R-41258	1298633



277+00.00



276+50.00

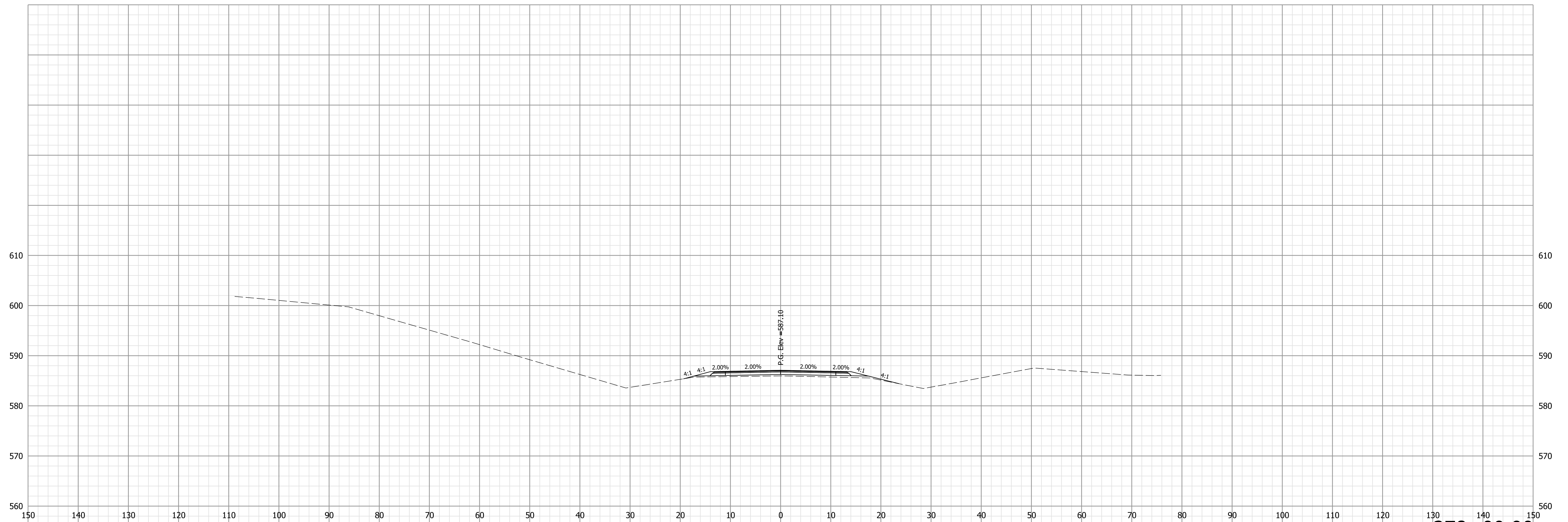
**NOT FOR  
CONSTRUCTION**

RECOMMENDED FOR APPROVAL	DESIGN ENGINEER	10/4/2022	DATE
DESIGNED: LKW	10/4/2022	DRAWN: LKW	10/4/2022
CHECKED: DJR	10/4/2022	CHECKED: DJR	10/4/2022

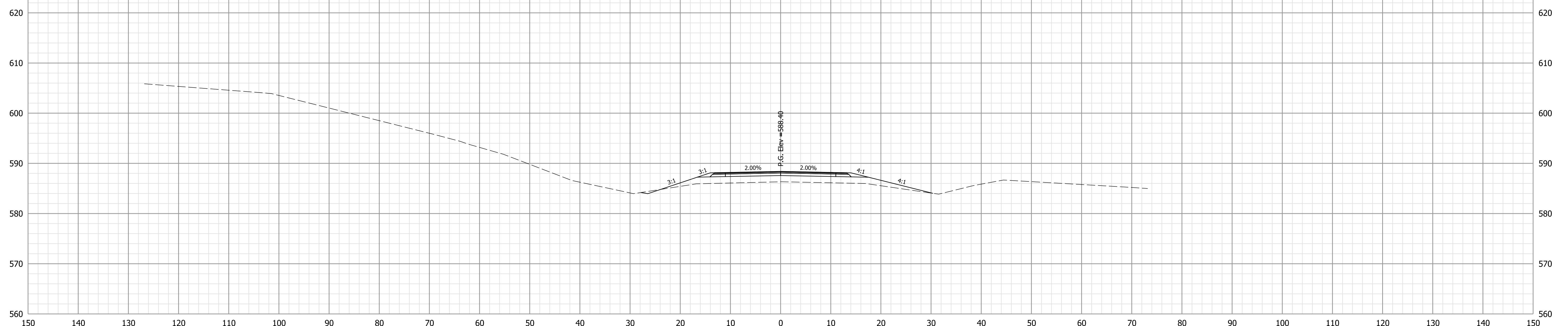
INDIANA  
DEPARTMENT OF TRANSPORTATION

CROSS SECTIONS  
LINE "PR-B"  
SR 258

HORIZONTAL SCALE	BRIDGE FILE
1" = 10'	N/A
VERTICAL SCALE	DESIGNATION
1" = 10'	1298633
SURVEY BOOK	SHEETS
Electronic	XS 27 of XS 52
CONTRACT	PROJECT
R-41258	1298633



278+00.00



277+50.00

**NOT FOR  
CONSTRUCTION**

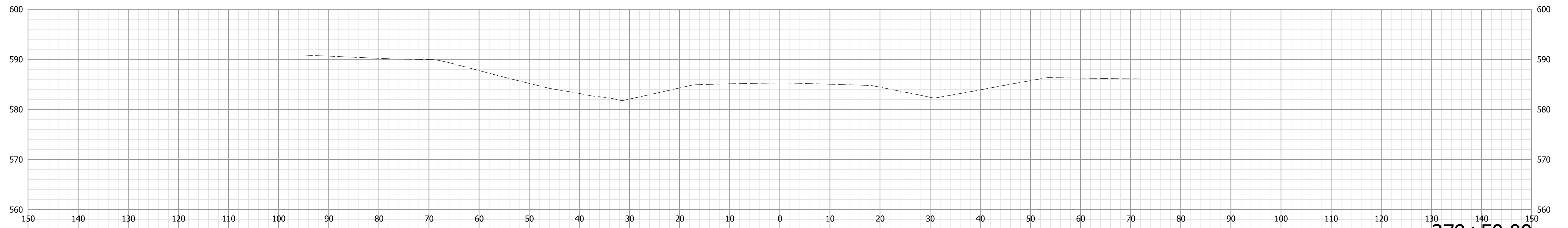
RECOMMENDED FOR APPROVAL	DESIGN ENGINEER	10/4/2022	DATE
DESIGNED: LKW	10/4/2022	DRAWN: LKW	10/4/2022
CHECKED: DJR	10/4/2022	CHECKED: DJR	10/4/2022

INDIANA  
DEPARTMENT OF TRANSPORTATION

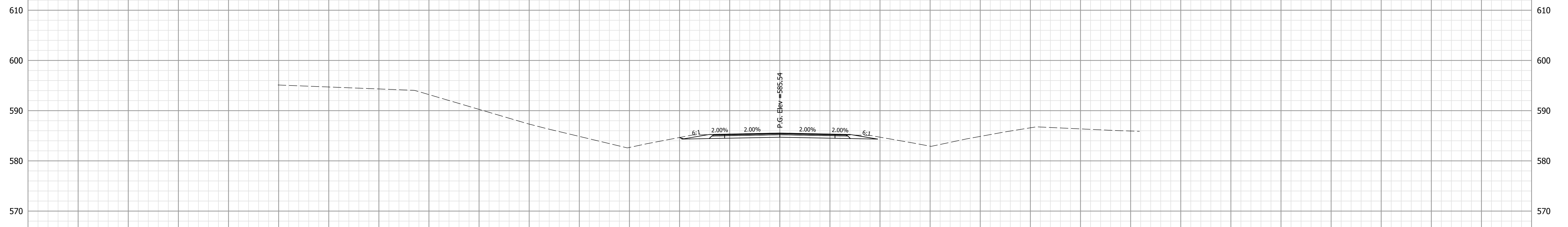
CROSS SECTIONS  
LINE "PR-B"  
SR 258

HORIZONTAL SCALE	BRIDGE FILE
1" = 10'	N/A
VERTICAL SCALE	DESIGNATION
1" = 10'	1298633
SURVEY BOOK	SHEETS
Electronic	XS 28 of XS 52
CONTRACT	PROJECT
R-41258	1298633

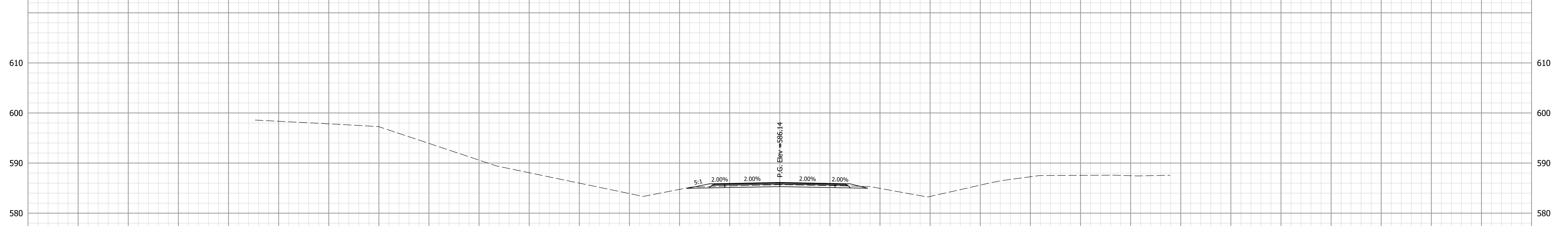




279+50.00



279+00.00



278+50.00

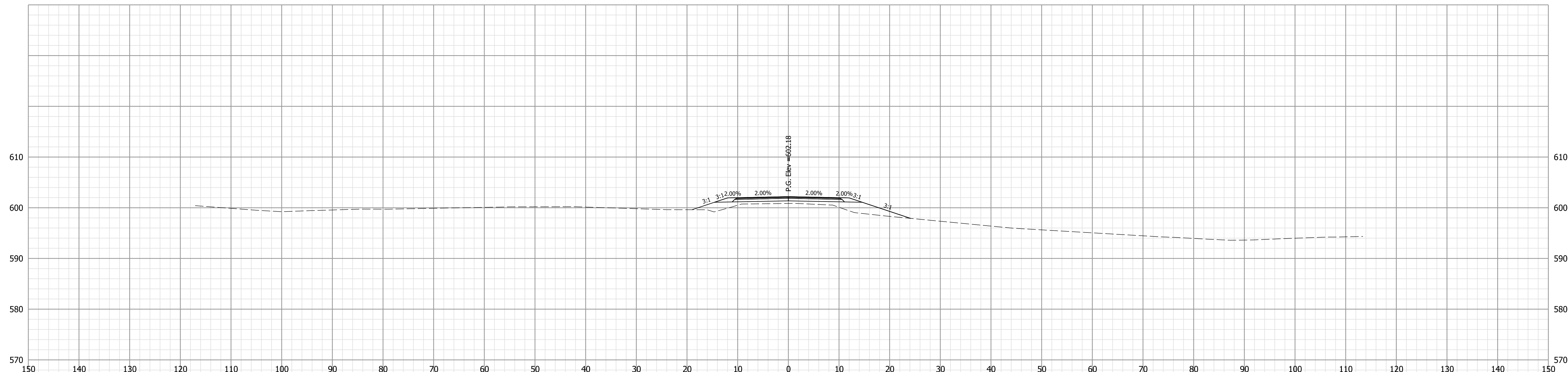
NOT FOR  
CONSTRUCTION

RECOMMENDED FOR APPROVAL	DESIGN ENGINEER	10/4/2022	DATE
DESIGNED: LKW	10/4/2022	DRAWN: LKW	10/4/2022
CHECKED: DJR	10/4/2022	CHECKED: DJR	10/4/2022

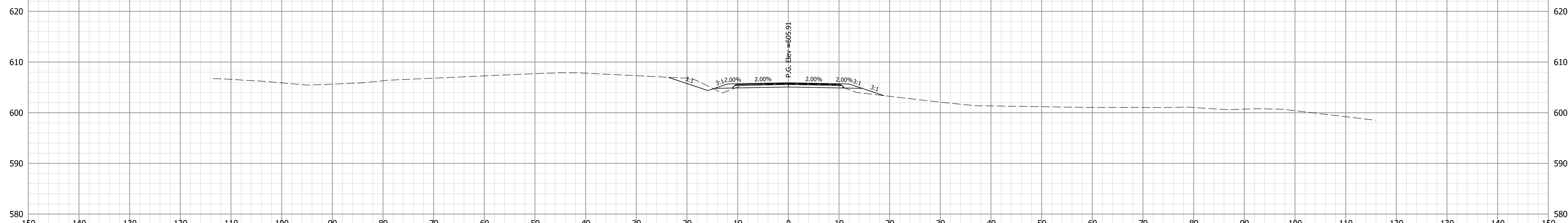
INDIANA  
DEPARTMENT OF TRANSPORTATION

CROSS SECTIONS  
LINE "PR-B"  
SR 258

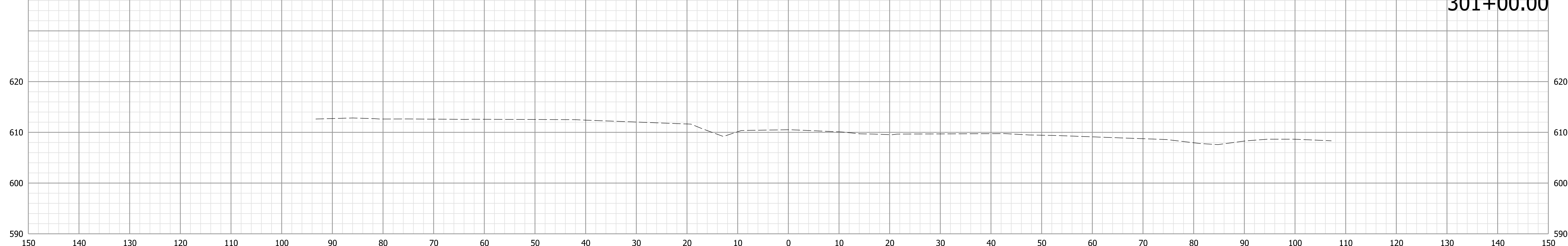
HORIZONTAL SCALE	BRIDGE FILE
1" = 10'	N/A
VERTICAL SCALE	DESIGNATION
1" = 10'	1298633
SURVEY BOOK	SHEETS
Electronic	XS 29 of XS 52
CONTRACT	PROJECT
R-41258	1298633



301+50.00



301+00.00



300+50.00

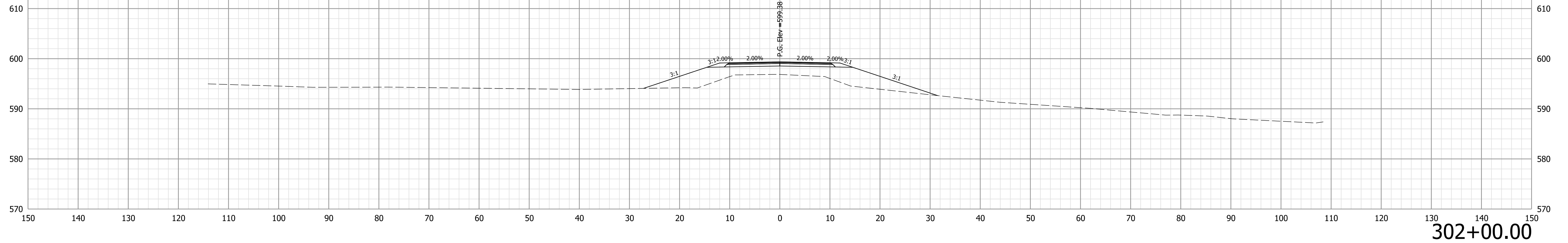
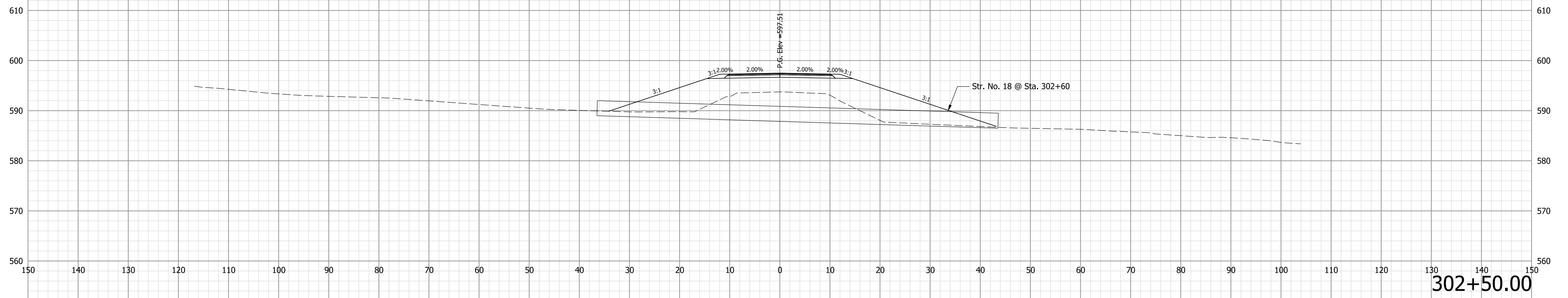
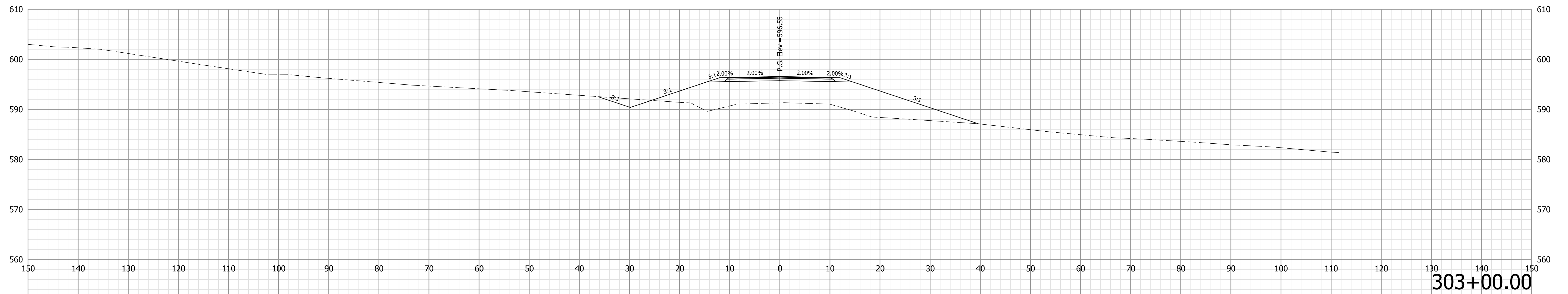
**NOT FOR  
CONSTRUCTION**

RECOMMENDED FOR APPROVAL	DESIGN ENGINEER	10/4/2022	DATE
DESIGNED: LKW	10/4/2022	DRAWN: LKW	10/4/2022
CHECKED: DJR	10/4/2022	CHECKED: DJR	10/4/2022

INDIANA  
DEPARTMENT OF TRANSPORTATION

CROSS SECTIONS  
LINE "S-1-PR-B"  
N CR 100 E - SOUTH APPROACH

HORIZONTAL SCALE	BRIDGE FILE
1" = 10'	N/A
VERTICAL SCALE	DESIGNATION
1" = 10'	1298633
SURVEY BOOK	SHEETS
Electronic	XS 30 of XS 52
CONTRACT	PROJECT
R-41258	1298633



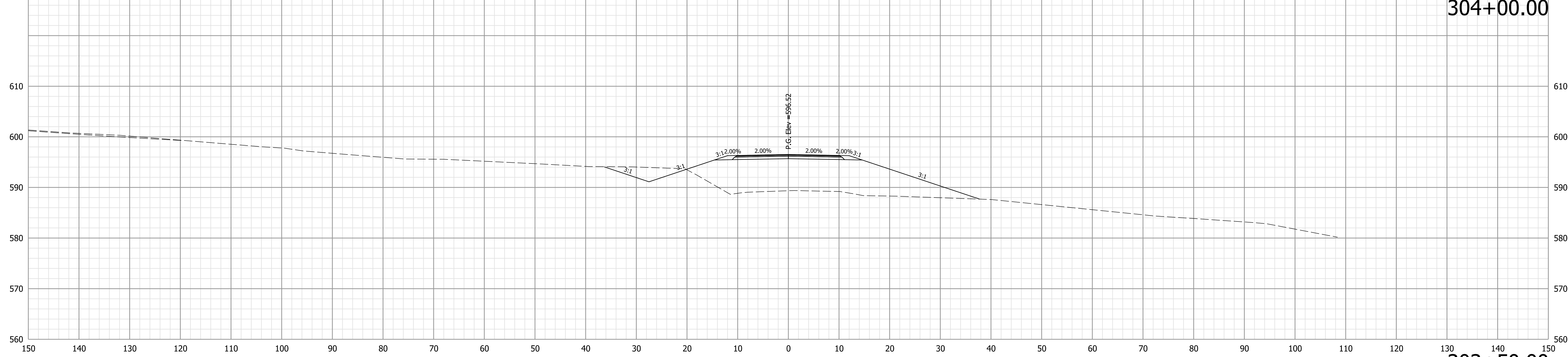
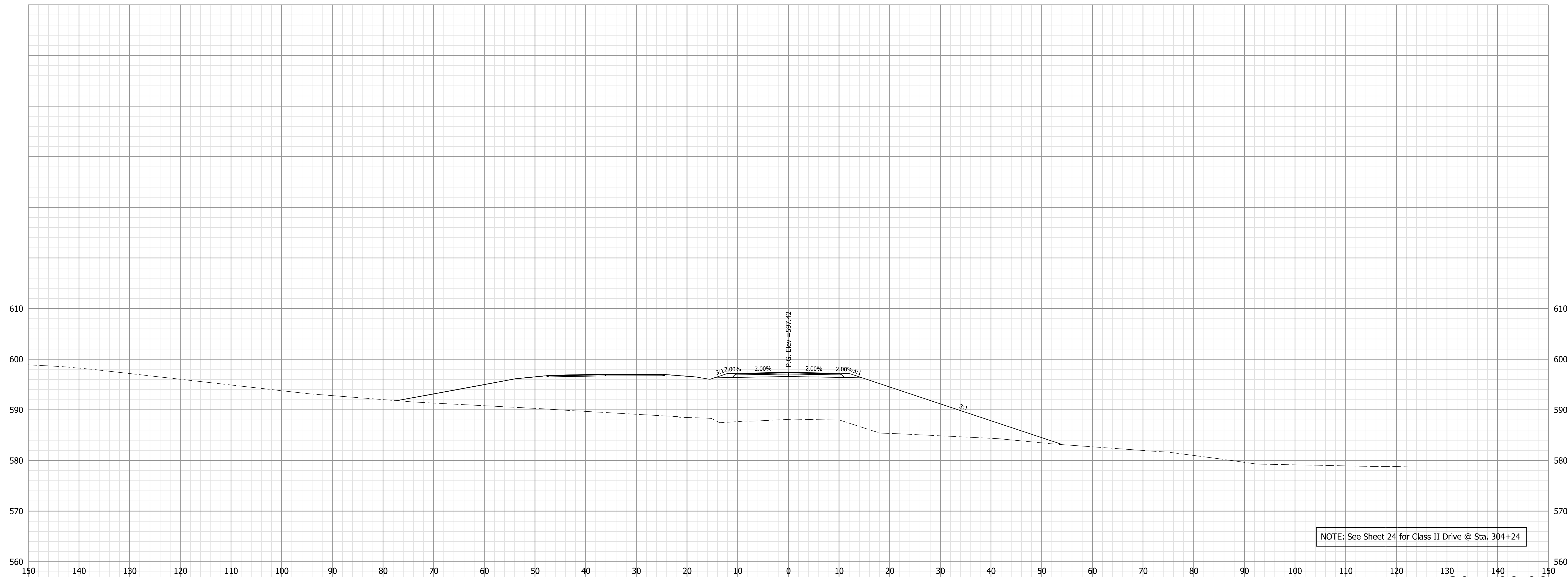
NOT FOR  
CONSTRUCTION

RECOMMENDED FOR APPROVAL	DESIGN ENGINEER	10/4/2022	DATE
DESIGNED: LKW	10/4/2022	DRAWN: LKW	10/4/2022
CHECKED: DJR	10/4/2022	CHECKED: DJR	10/4/2022

INDIANA  
DEPARTMENT OF TRANSPORTATION

CROSS SECTIONS  
LINE "S-1-PR-B"  
N CR 100 E - SOUTH APPROACH

HORIZONTAL SCALE	BRIDGE FILE
1" = 10'	N/A
VERTICAL SCALE	DESIGNATION
1" = 10'	1298633
SURVEY BOOK	SHEETS
Electronic	XS 31 of XS 52
CONTRACT	PROJECT
R-41258	1298633



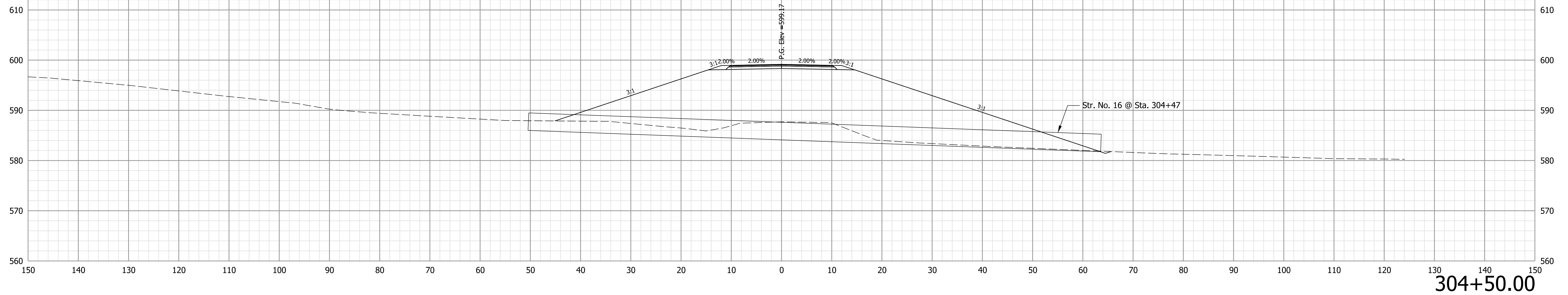
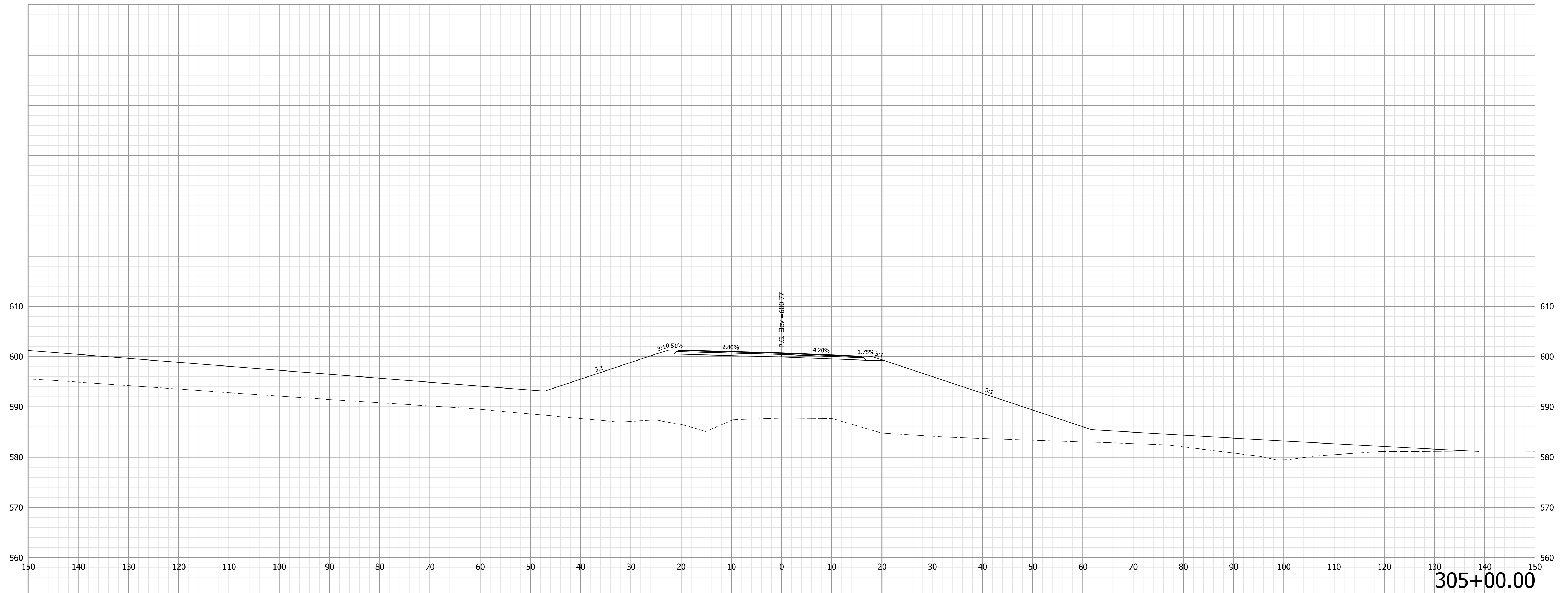
NOT FOR  
CONSTRUCTION

RECOMMENDED FOR APPROVAL	DESIGN ENGINEER	10/4/2022	DATE
DESIGNED: LKW	10/4/2022	DRAWN: LKW	10/4/2022
CHECKED: DJR	10/4/2022	CHECKED: DJR	10/4/2022

INDIANA  
DEPARTMENT OF TRANSPORTATION

CROSS SECTIONS  
LINE "S-1-PR-B"  
N CR 100 E - SOUTH APPROACH

HORIZONTAL SCALE	BRIDGE FILE
1" = 10'	N/A
VERTICAL SCALE	DESIGNATION
1" = 10'	1298633
SURVEY BOOK	SHEETS
Electronic	XS 32 of XS 52
CONTRACT	PROJECT
R-41258	1298633



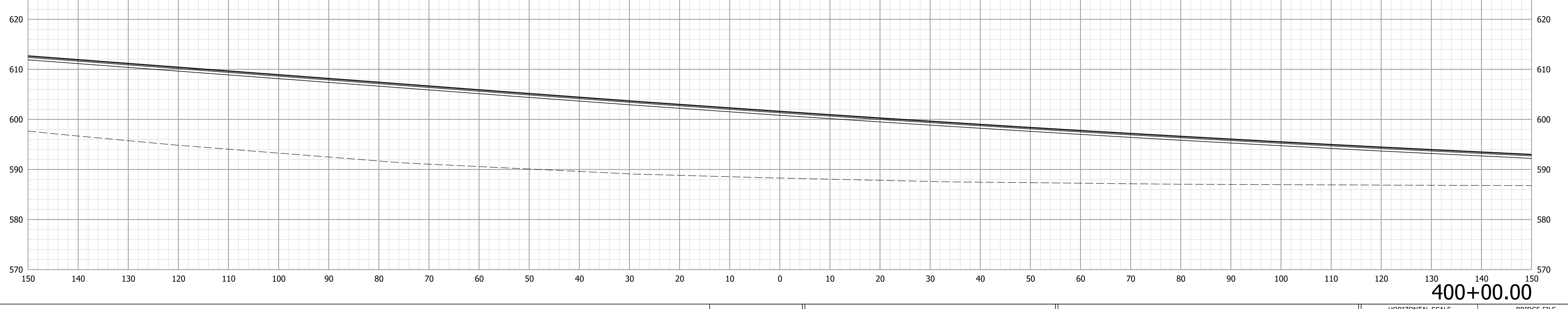
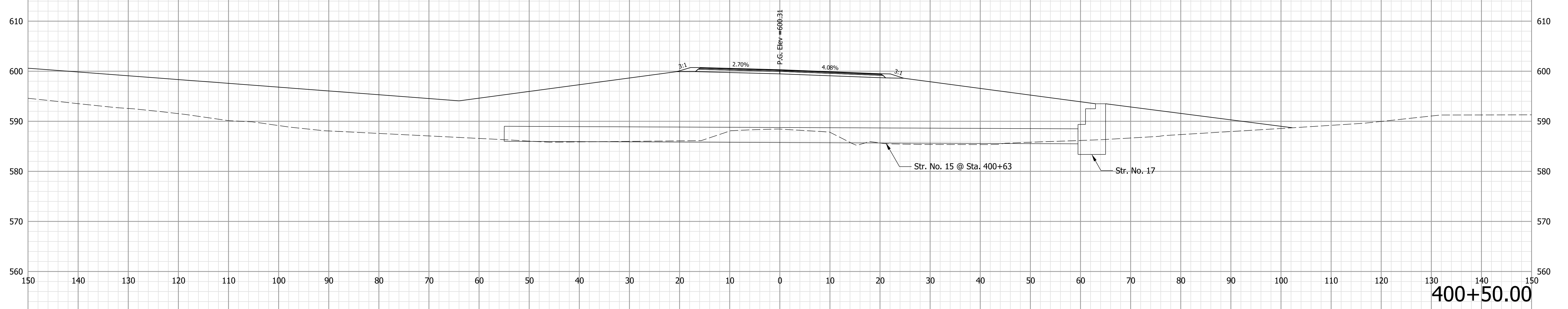
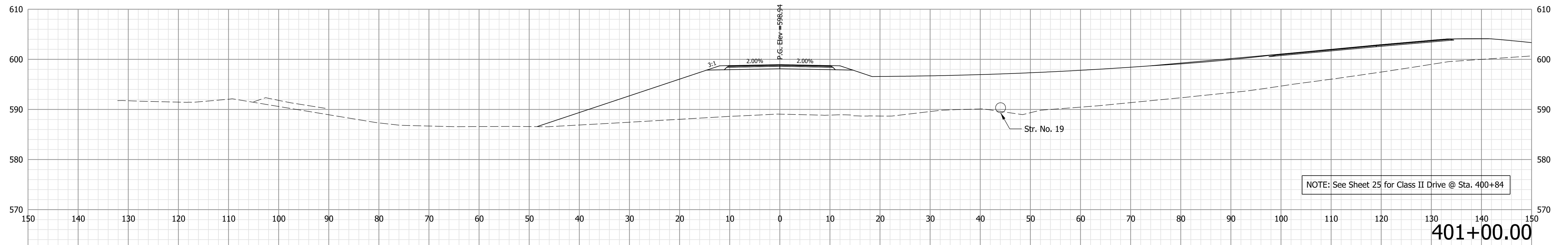
**NOT FOR CONSTRUCTION**

RECOMMENDED FOR APPROVAL	DESIGN ENGINEER	10/4/2022	DATE
DESIGNED: LKW	10/4/2022	DRAWN: LKW	10/4/2022
CHECKED: DJR	10/4/2022	CHECKED: DJR	10/4/2022

INDIANA  
DEPARTMENT OF TRANSPORTATION

CROSS SECTIONS  
LINE "S-1-PR-B"  
N CR 100 E - SOUTH APPROACH

HORIZONTAL SCALE	BRIDGE FILE
1" = 10'	N/A
VERTICAL SCALE	DESIGNATION
1" = 10'	1298633
SURVEY BOOK	SHEETS
Electronic	XS 33 of XS 52
CONTRACT	PROJECT
R-41258	1298633



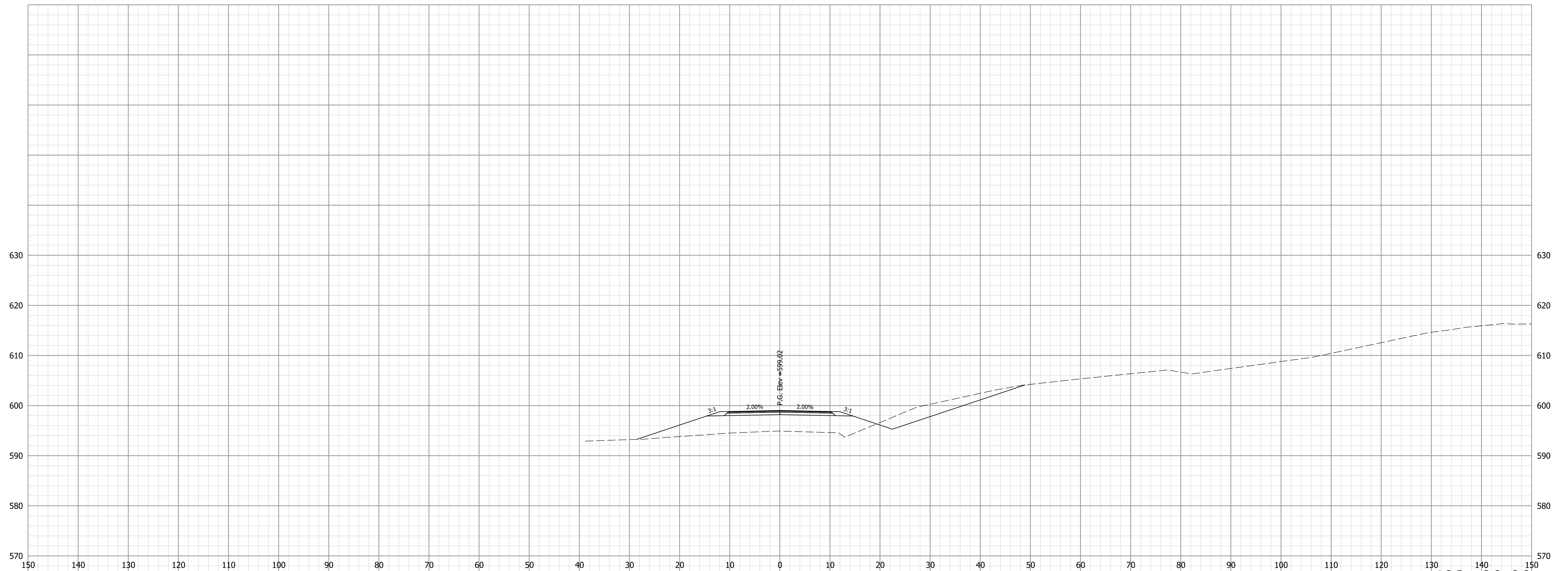
**NOT FOR CONSTRUCTION**

RECOMMENDED FOR APPROVAL	DESIGN ENGINEER	10/4/2022	DATE
DESIGNED: LKW	10/4/2022	DRAWN: LKW	10/4/2022
CHECKED: DJR	10/4/2022	CHECKED: DJR	10/4/2022

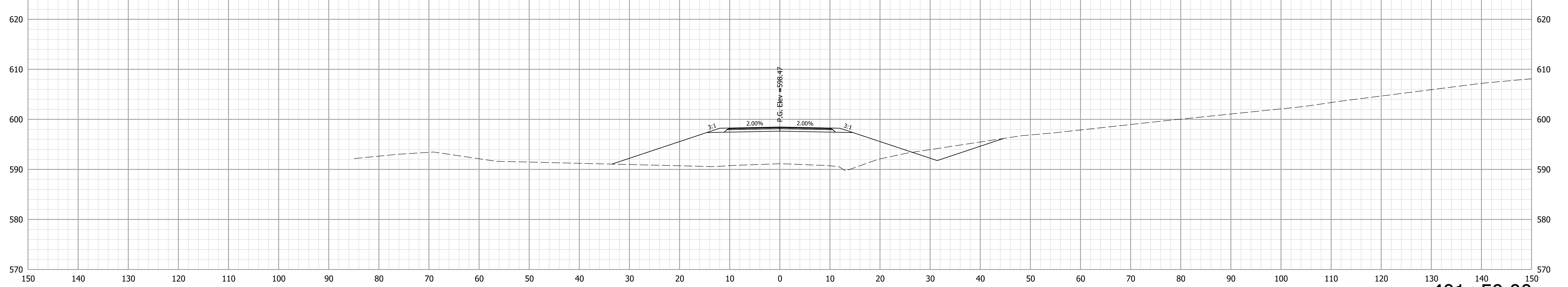
**INDIANA DEPARTMENT OF TRANSPORTATION**

**CROSS SECTIONS**  
**LINE "S-2-PR-B"**  
**N CR 100 E - NORTH APPROACH**

HORIZONTAL SCALE	BRIDGE FILE
1" = 10'	N/A
VERTICAL SCALE	DESIGNATION
1" = 10'	1298633
SURVEY BOOK	SHEETS
Electronic	XS 34 of XS 52
CONTRACT	PROJECT
R-41258	1298633



402+00.00



401+50.00

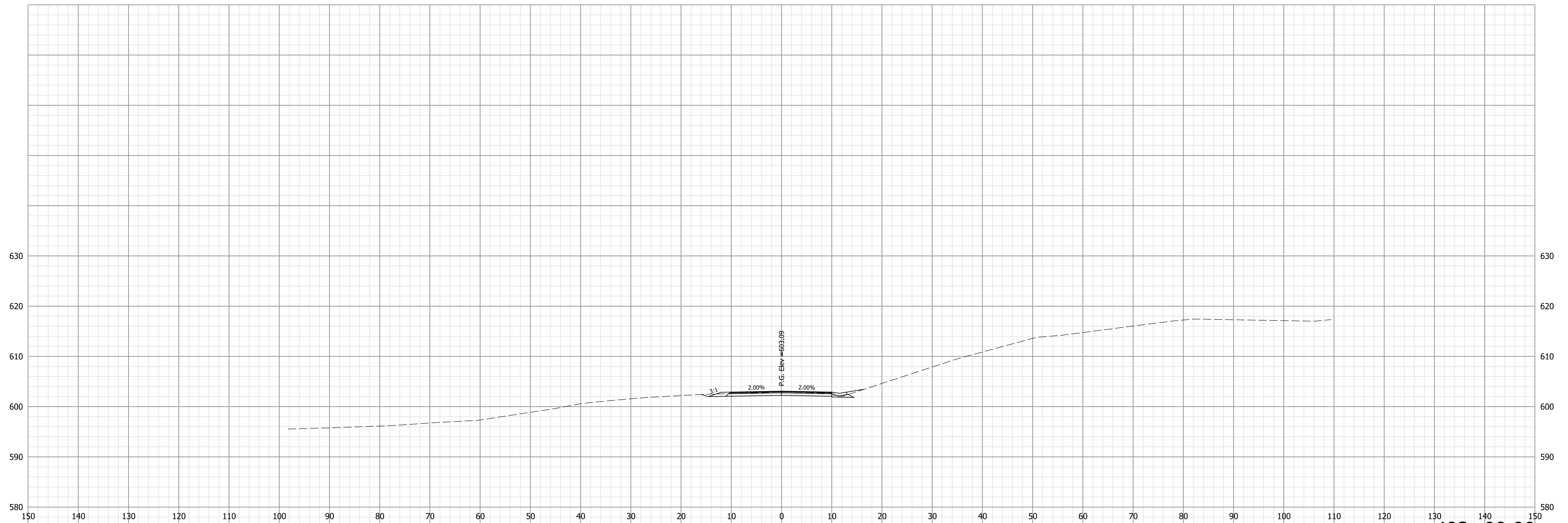
**NOT FOR  
CONSTRUCTION**

RECOMMENDED FOR APPROVAL	DESIGN ENGINEER	10/4/2022	DATE
DESIGNED: LKW	10/4/2022	DRAWN: LKW	10/4/2022
CHECKED: DJR	10/4/2022	CHECKED: DJR	10/4/2022

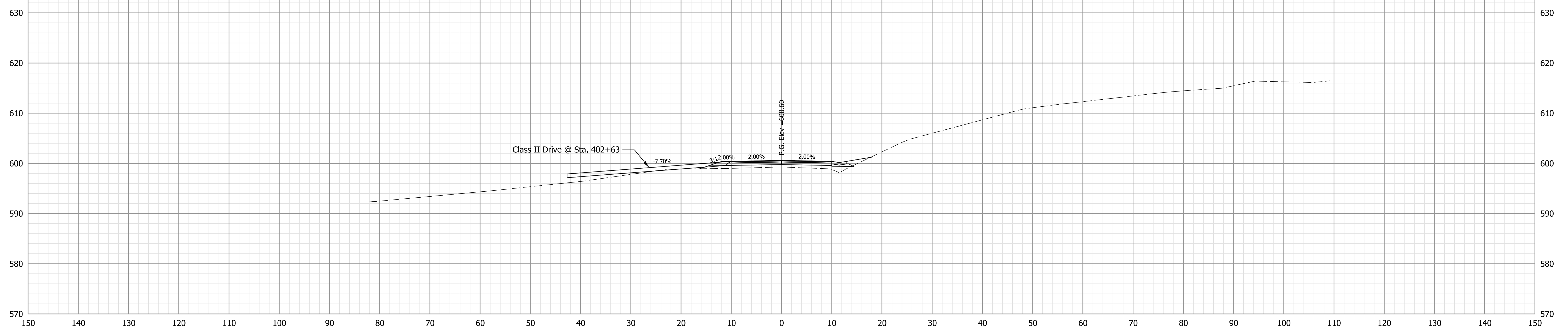
INDIANA  
DEPARTMENT OF TRANSPORTATION

CROSS SECTIONS  
LINE "S-2-PR-B"  
N CR 100 E - NORTH APPROACH

HORIZONTAL SCALE	BRIDGE FILE
1" = 10'	N/A
VERTICAL SCALE	DESIGNATION
1" = 10'	1298633
SURVEY BOOK	SHEETS
Electronic	XS 35 of XS 52
CONTRACT	PROJECT
R-41258	1298633



403+00.00



402+50.00

**NOT FOR  
CONSTRUCTION**

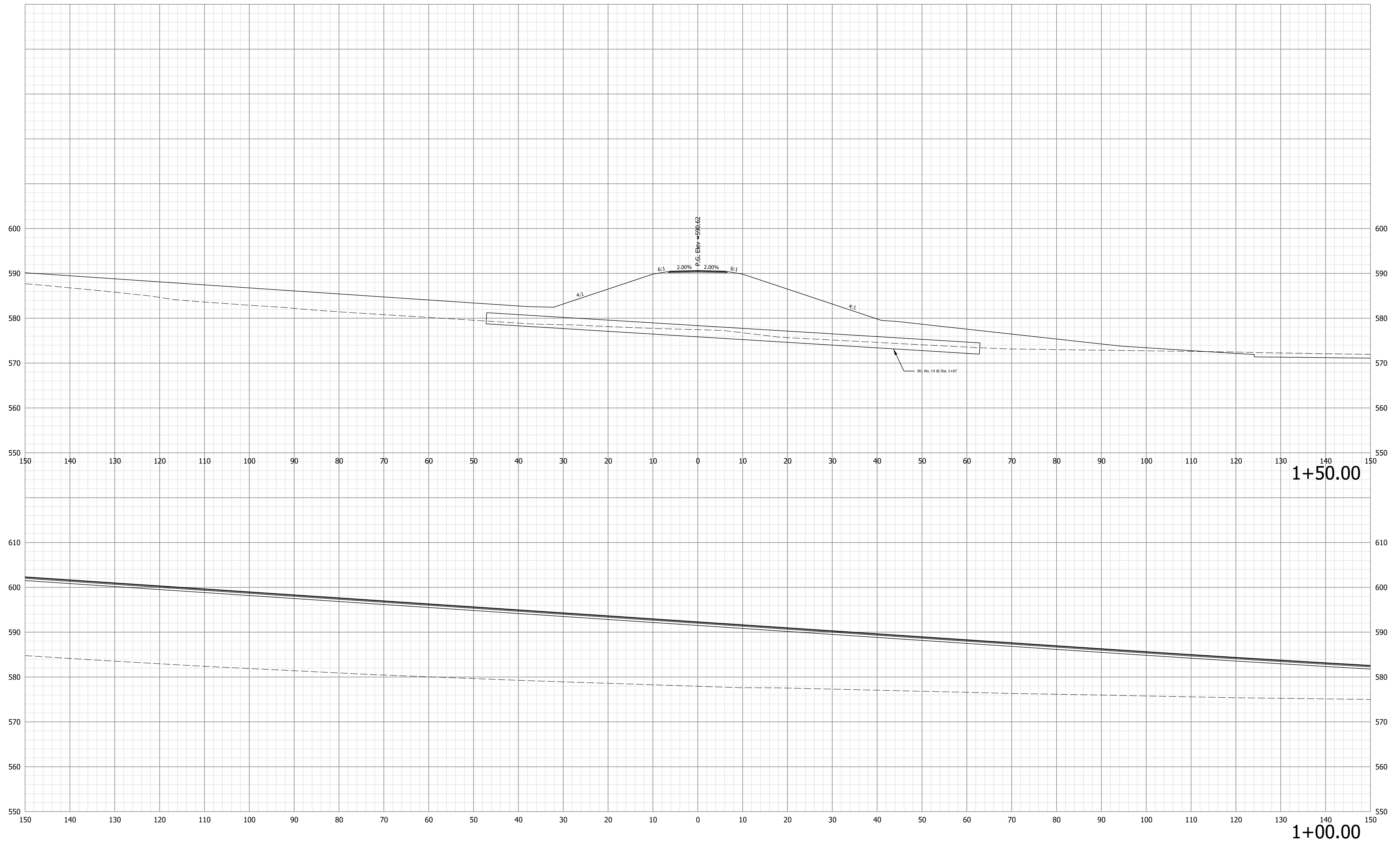
RECOMMENDED FOR APPROVAL	DESIGN ENGINEER	10/4/2022	DATE
DESIGNED: LKW	10/4/2022	DRAWN: LKW	10/4/2022
CHECKED: DJR	10/4/2022	CHECKED: DJR	10/4/2022

INDIANA  
DEPARTMENT OF TRANSPORTATION

CROSS SECTIONS  
LINE "S-2-PR-B"  
N CR 100 E - NORTH APPROACH

HORIZONTAL SCALE	BRIDGE FILE
1" = 10'	N/A
VERTICAL SCALE	DESIGNATION
1" = 10'	1298633
SURVEY BOOK	SHEETS
Electronic	XS 36 of XS 52
CONTRACT	PROJECT
R-41258	1298633



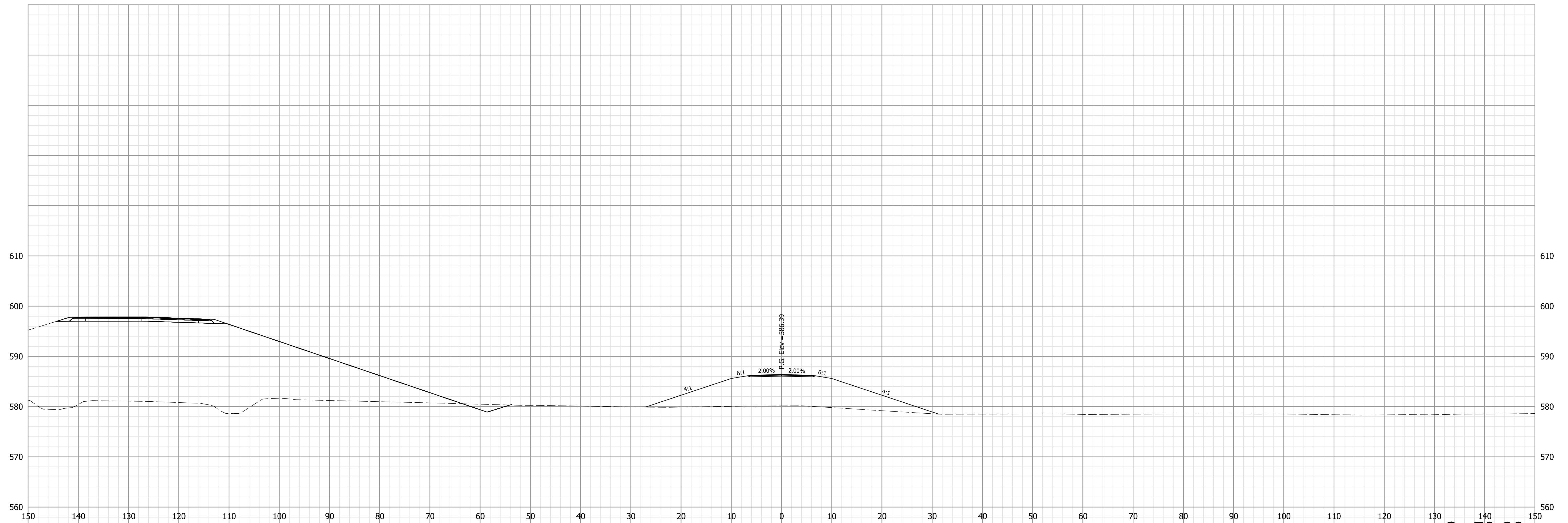


**NOT FOR  
CONSTRUCTION**

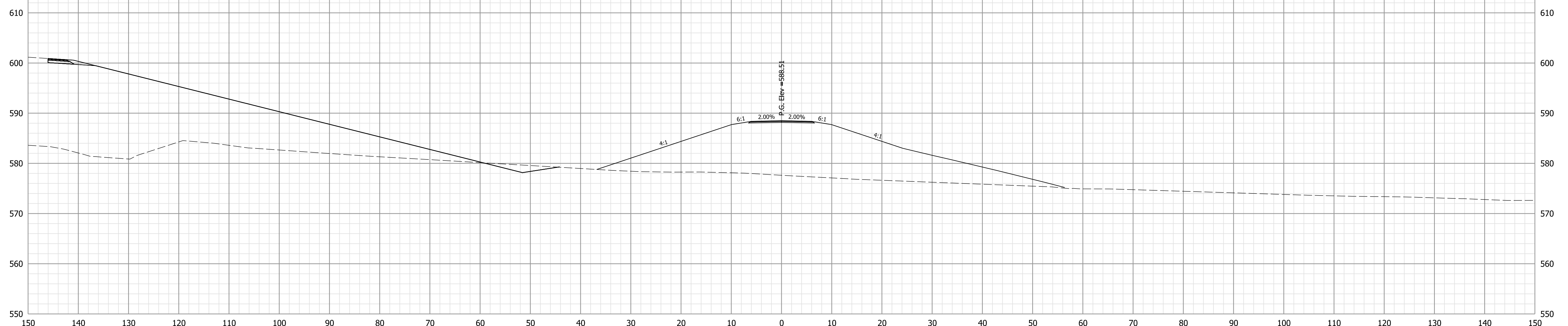
RECOMMENDED FOR APPROVAL	DESIGN ENGINEER	10/4/2022	DATE
DESIGNED: LKW	10/4/2022	DRAWN: LKW	10/4/2022
CHECKED: DJR	10/4/2022	CHECKED: DJR	10/4/2022

INDIANA  
 DEPARTMENT OF TRANSPORTATION  
  
 CROSS SECTIONS  
 LINE "CLII-1-PR-B"

HORIZONTAL SCALE	BRIDGE FILE
1" = 10'	N/A
VERTICAL SCALE	DESIGNATION
1" = 10'	1298633
SURVEY BOOK	SHEETS
Electronic	XS 37 of XS 52
CONTRACT	PROJECT
R-41258	1298633



2+50.00



2+00.00

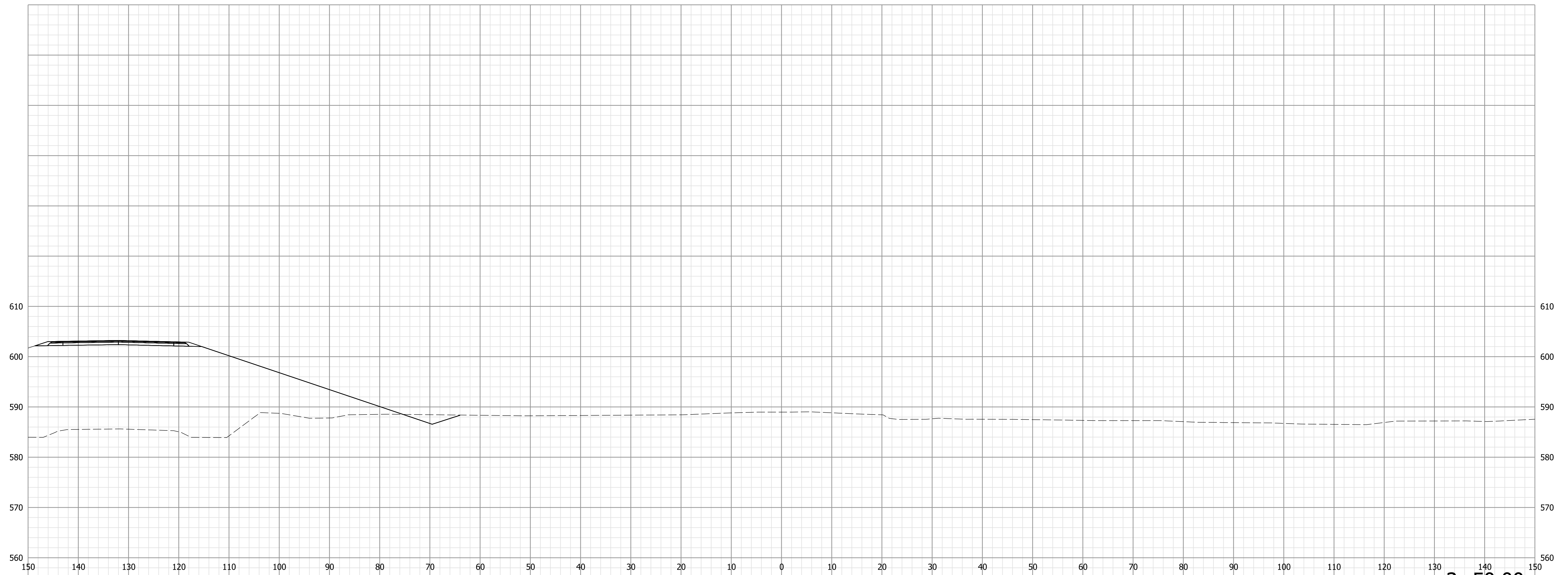
NOT FOR  
CONSTRUCTION

RECOMMENDED FOR APPROVAL	DESIGN ENGINEER	10/4/2022	DATE
DESIGNED: LKW	10/4/2022	DRAWN: LKW	10/4/2022
CHECKED: DJR	10/4/2022	CHECKED: DJR	10/4/2022

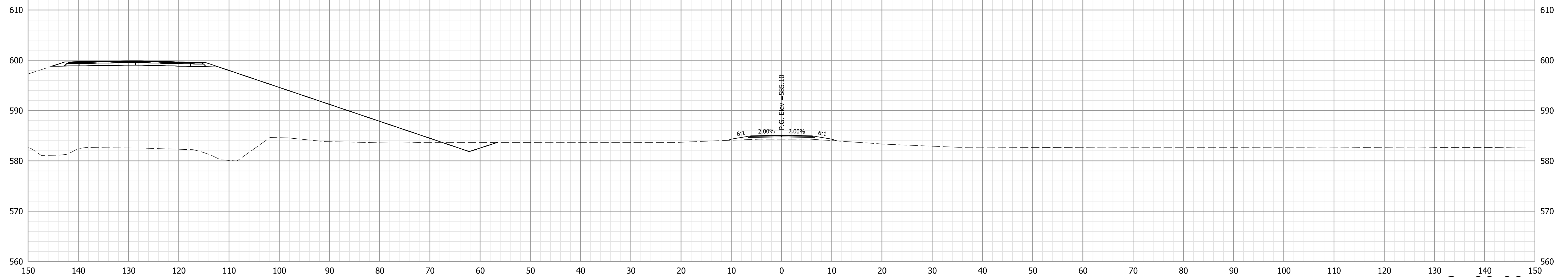
INDIANA  
DEPARTMENT OF TRANSPORTATION

CROSS SECTIONS  
LINE "CLII-1-PR-B"

HORIZONTAL SCALE	BRIDGE FILE
1" = 10'	N/A
VERTICAL SCALE	DESIGNATION
1" = 10'	1298633
SURVEY BOOK	SHEETS
Electronic	XS 38 of XS 52
CONTRACT	PROJECT
R-41258	1298633



3+50.00



3+00.00

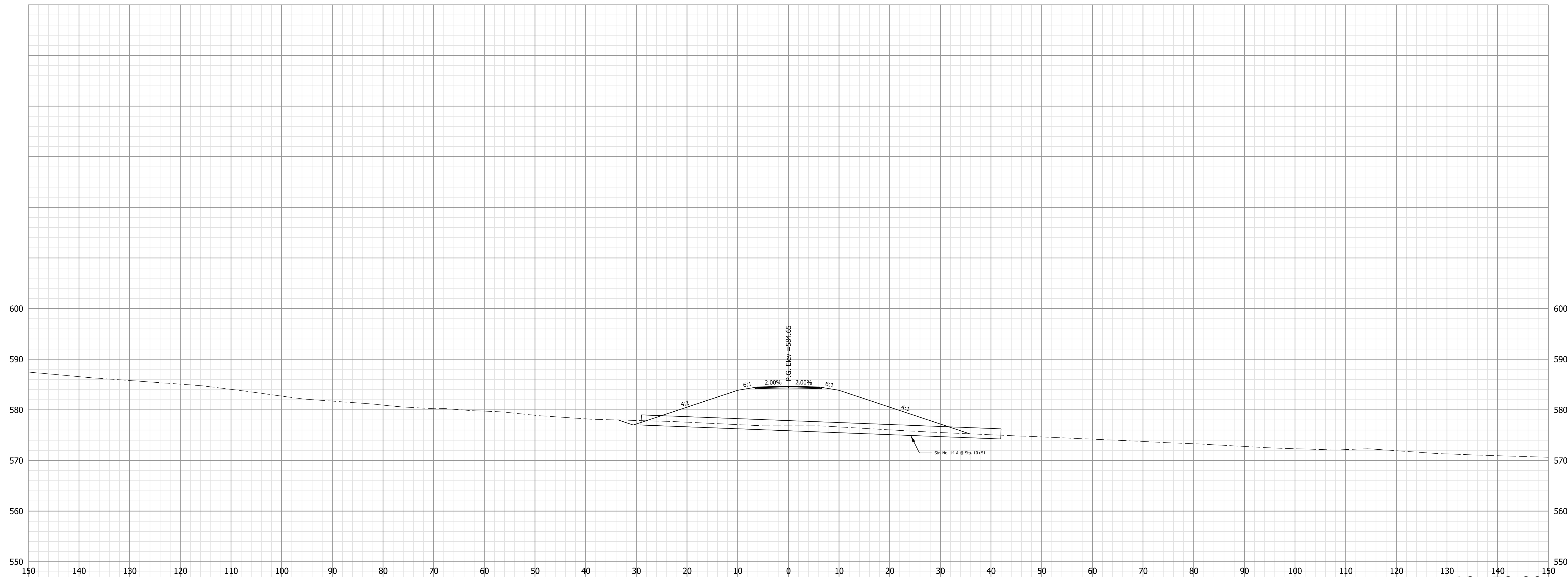
**NOT FOR  
CONSTRUCTION**

RECOMMENDED FOR APPROVAL	DESIGN ENGINEER	10/4/2022	DATE
DESIGNED: LKW	10/4/2022	DRAWN: LKW	10/4/2022
CHECKED: DJR	10/4/2022	CHECKED: DJR	10/4/2022

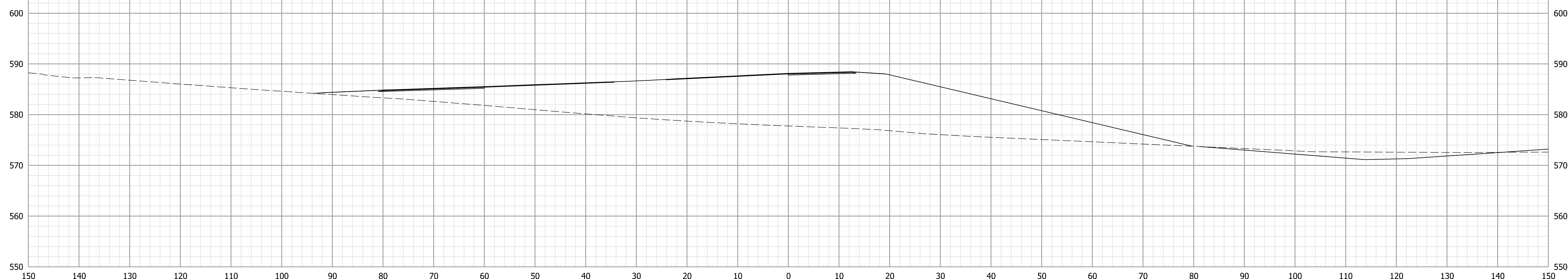
INDIANA  
DEPARTMENT OF TRANSPORTATION

CROSS SECTIONS  
LINE "CLII-1-PR-B"

HORIZONTAL SCALE	BRIDGE FILE
1" = 10'	N/A
VERTICAL SCALE	DESIGNATION
1" = 10'	1298633
SURVEY BOOK	SHEETS
Electronic	XS 39 of XS 52
CONTRACT	PROJECT
R-41258	1298633



10+50.00



10+00.00

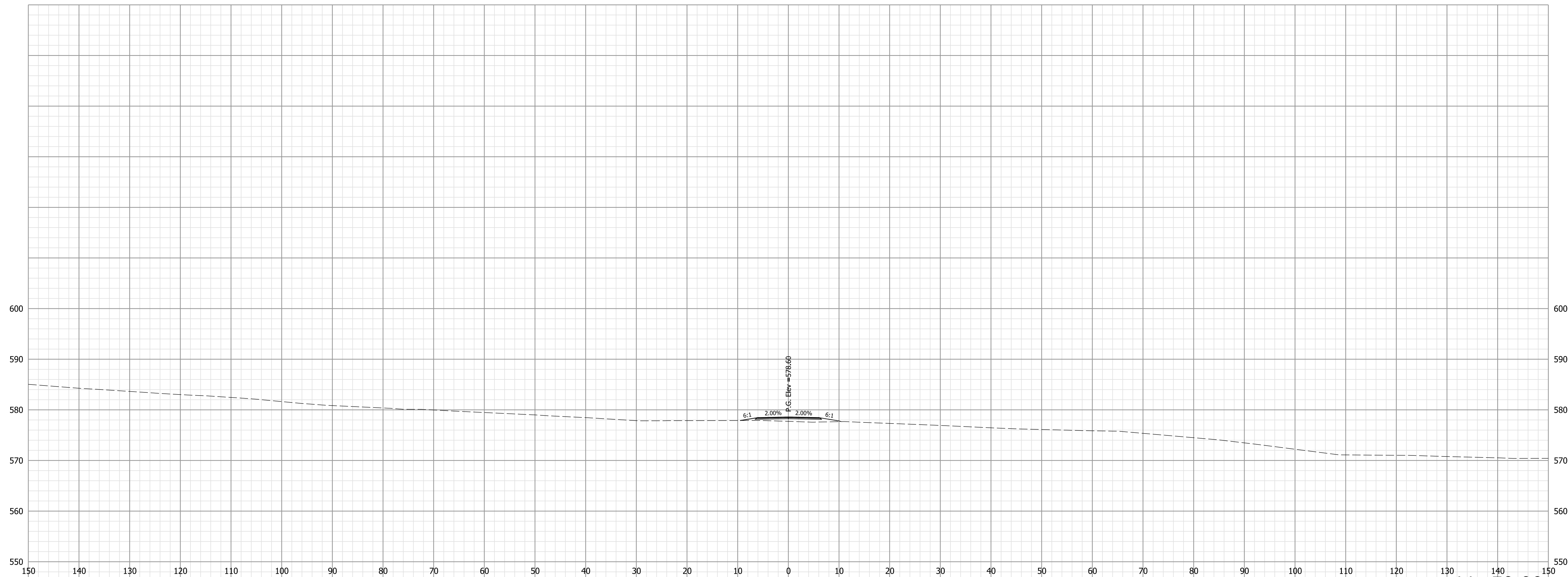
**NOT FOR  
CONSTRUCTION**

RECOMMENDED FOR APPROVAL	DESIGN ENGINEER	10/4/2022	DATE
DESIGNED: LKW	10/4/2022	DRAWN: LKW	10/4/2022
CHECKED: DJR	10/4/2022	CHECKED: DJR	10/4/2022

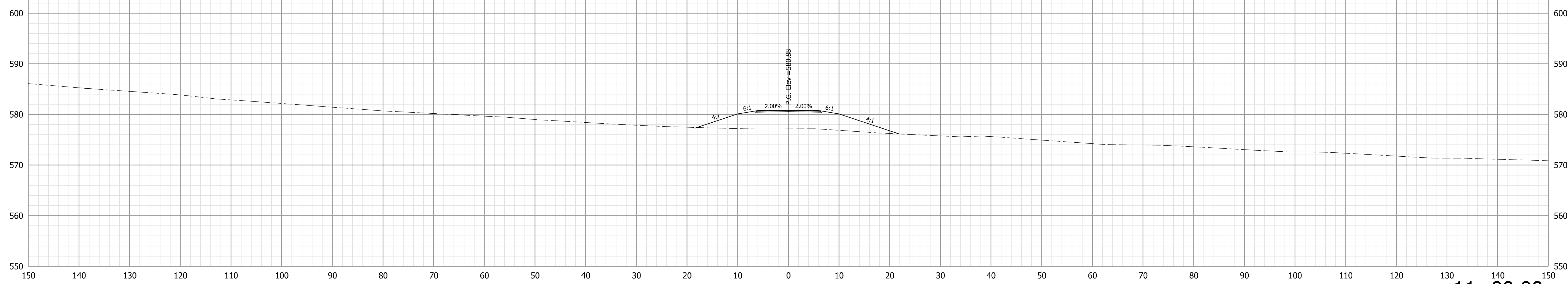
INDIANA  
DEPARTMENT OF TRANSPORTATION

CROSS SECTIONS  
LINE "CLII-2-PR-B"

HORIZONTAL SCALE	BRIDGE FILE
1" = 10'	N/A
VERTICAL SCALE	DESIGNATION
1" = 10'	1298633
SURVEY BOOK	SHEETS
Electronic	XS 40 of XS 52
CONTRACT	PROJECT
R-41258	1298633



11+50.00



11+00.00

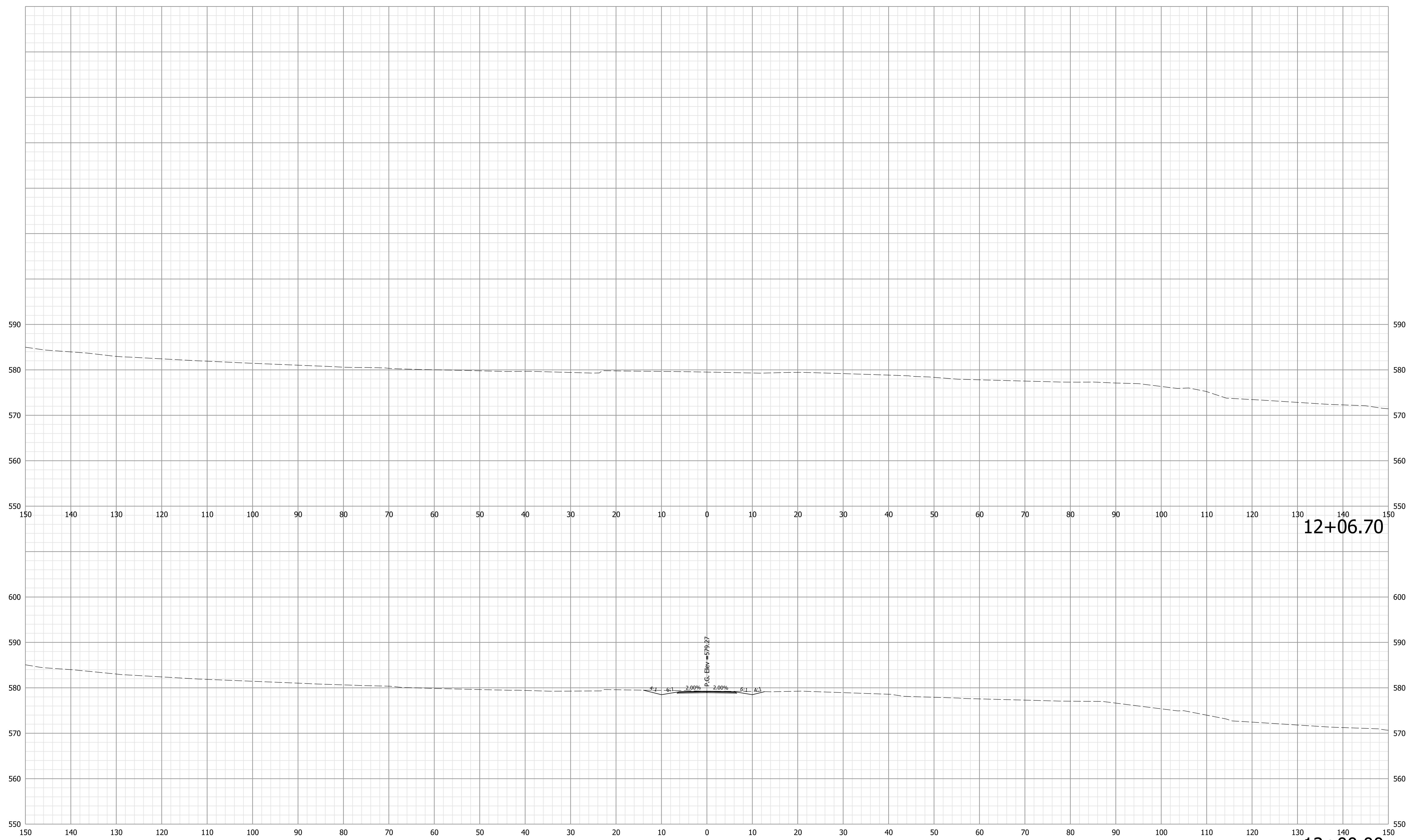
NOT FOR  
CONSTRUCTION

RECOMMENDED FOR APPROVAL	DESIGN ENGINEER	10/4/2022	DATE
DESIGNED: LKW	10/4/2022	DRAWN: LKW	10/4/2022
CHECKED: DJR	10/4/2022	CHECKED: DJR	10/4/2022

INDIANA  
DEPARTMENT OF TRANSPORTATION

CROSS SECTIONS  
LINE "CLII-2-PR-B"

HORIZONTAL SCALE	BRIDGE FILE
1" = 10'	N/A
VERTICAL SCALE	DESIGNATION
1" = 10'	1298633
SURVEY BOOK	SHEETS
Electronic	XS 41 of XS 52
CONTRACT	PROJECT
R-41258	1298633



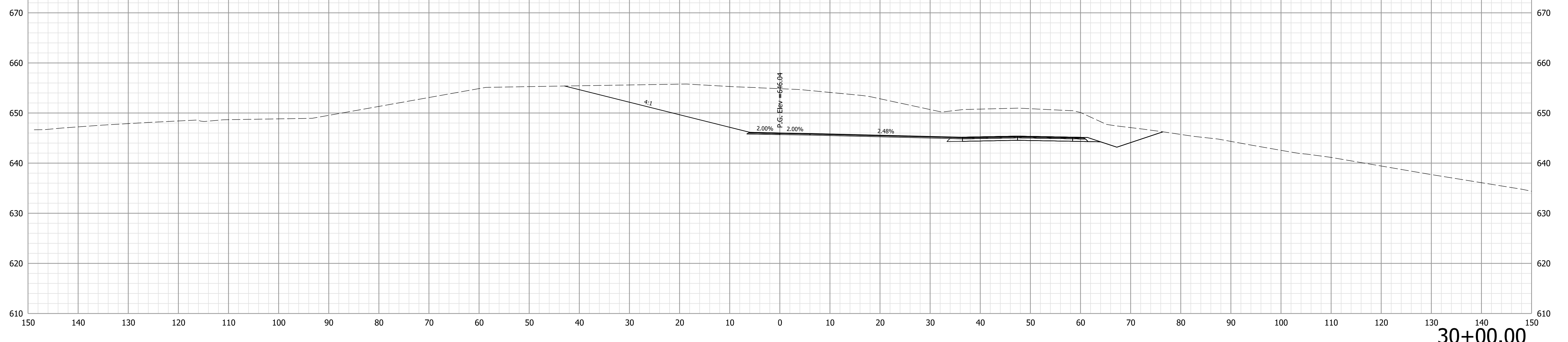
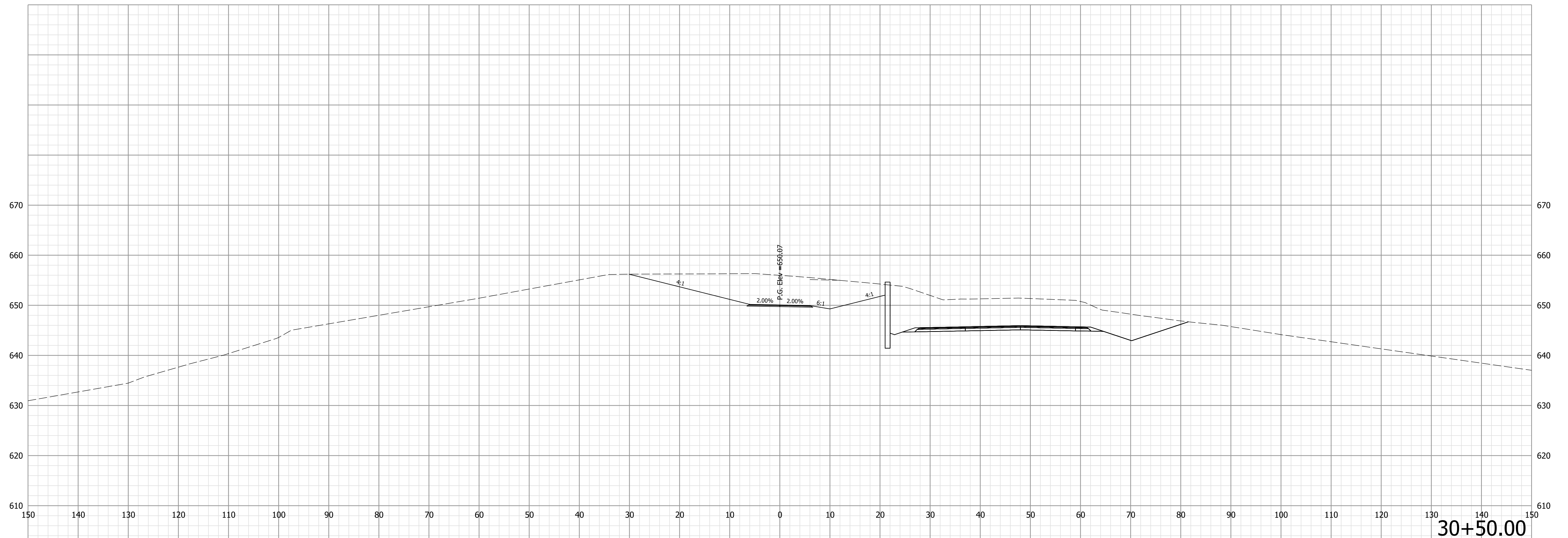
**NOT FOR  
CONSTRUCTION**

RECOMMENDED FOR APPROVAL	DESIGN ENGINEER	10/4/2022	DATE
DESIGNED: LKW	10/4/2022	DRAWN: LKW	10/4/2022
CHECKED: DJR	10/4/2022	CHECKED: DJR	10/4/2022

INDIANA  
DEPARTMENT OF TRANSPORTATION

CROSS SECTIONS  
LINE "CLII-2-PR-B"

HORIZONTAL SCALE	BRIDGE FILE
1" = 10'	N/A
VERTICAL SCALE	DESIGNATION
1" = 10'	1298633
SURVEY BOOK	SHEETS
Electronic	XS 42 of XS 52
CONTRACT	PROJECT
R-41258	1298633



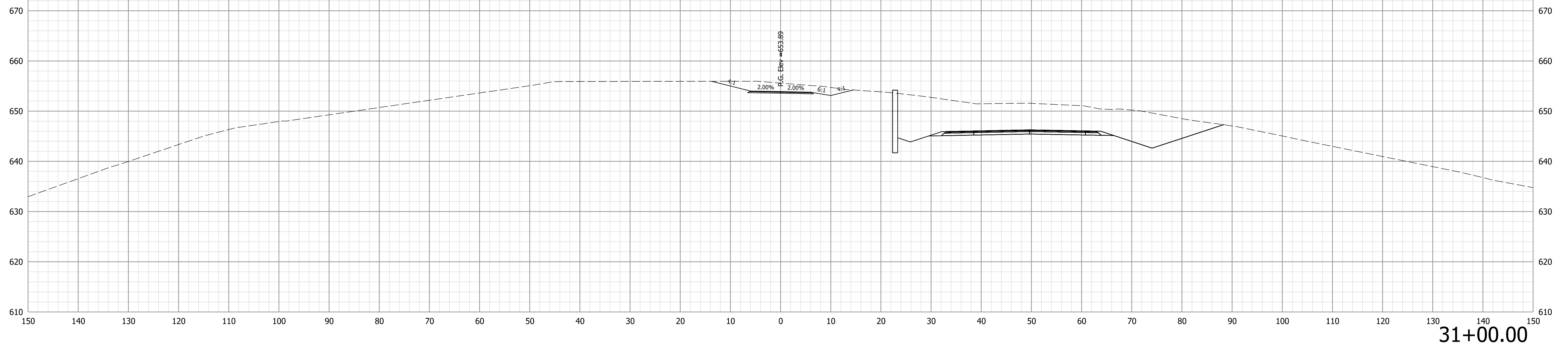
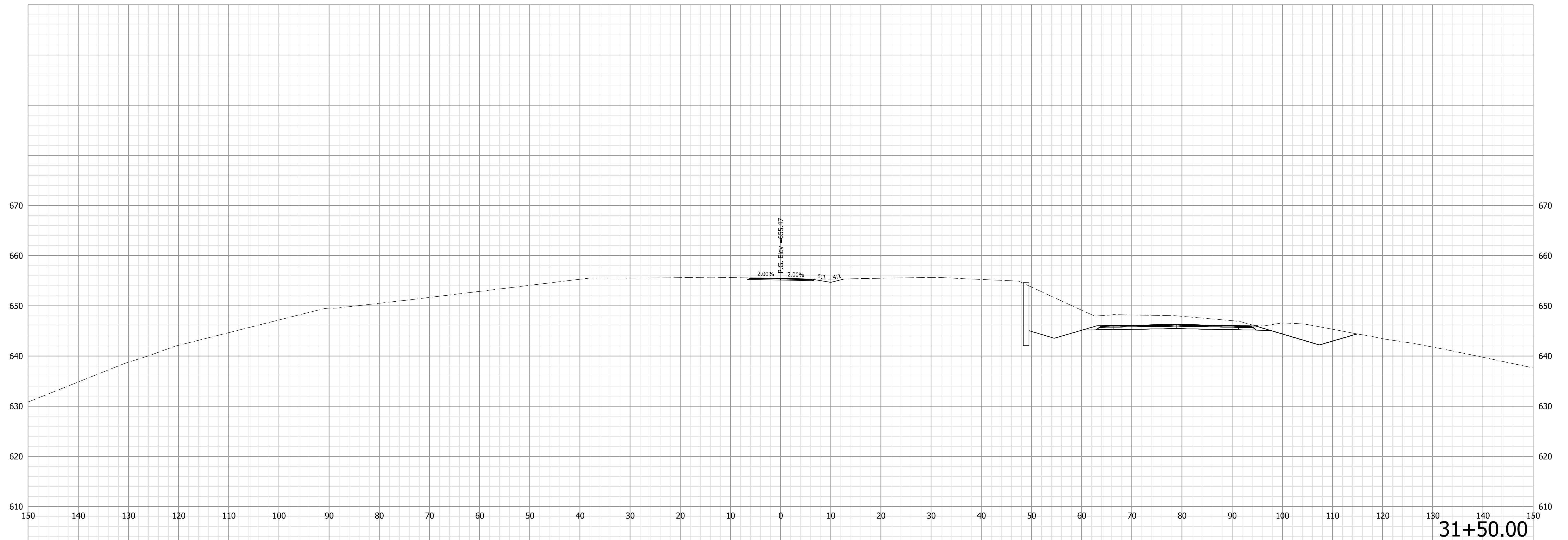
**NOT FOR  
CONSTRUCTION**

RECOMMENDED FOR APPROVAL	DESIGN ENGINEER	10/4/2022	DATE
DESIGNED: LKW	10/4/2022	DRAWN: LKW	10/4/2022
CHECKED: DJR	10/4/2022	CHECKED: DJR	10/4/2022

INDIANA  
DEPARTMENT OF TRANSPORTATION

CROSS SECTIONS  
LINE "CLII-3-PR-B"

HORIZONTAL SCALE	BRIDGE FILE
1" = 10'	N/A
VERTICAL SCALE	DESIGNATION
1" = 10'	1298633
SURVEY BOOK	SHEETS
Electronic	XS 43 of XS 52
CONTRACT	PROJECT
R-41258	1298633



**NOT FOR  
CONSTRUCTION**

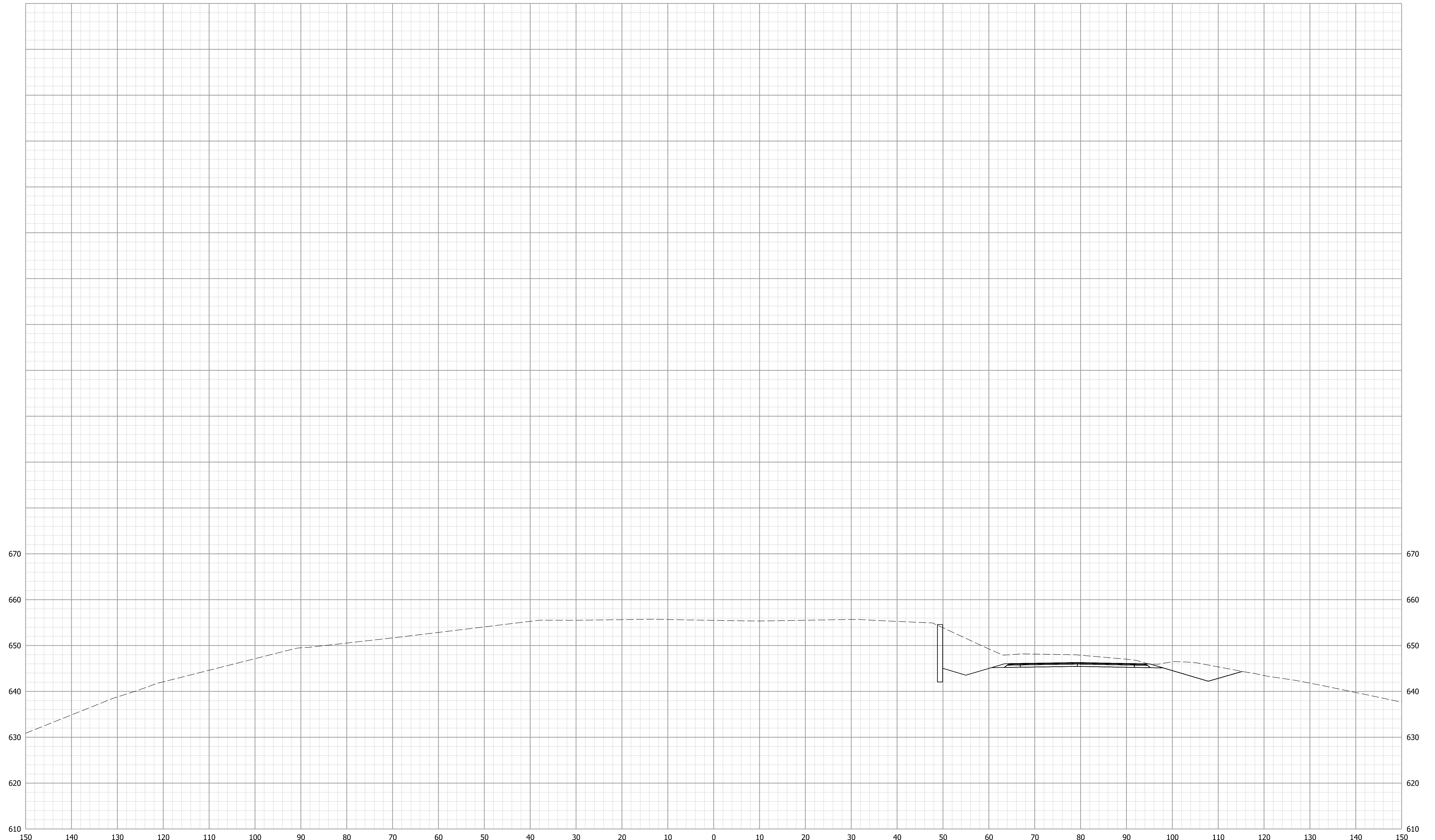
RECOMMENDED FOR APPROVAL	DESIGN ENGINEER	10/4/2022	DATE
DESIGNED: LKW	10/4/2022	DRAWN: LKW	10/4/2022
CHECKED: DJR	10/4/2022	CHECKED: DJR	10/4/2022

INDIANA  
DEPARTMENT OF TRANSPORTATION

CROSS SECTIONS  
LINE "CLII-3-PR-B"

HORIZONTAL SCALE	BRIDGE FILE
1" = 10'	N/A
VERTICAL SCALE	DESIGNATION
1" = 10'	1298633
SURVEY BOOK	SHEETS
Electronic	XS 44 of XS 52
CONTRACT	PROJECT
R-41258	1298633





31+50.81

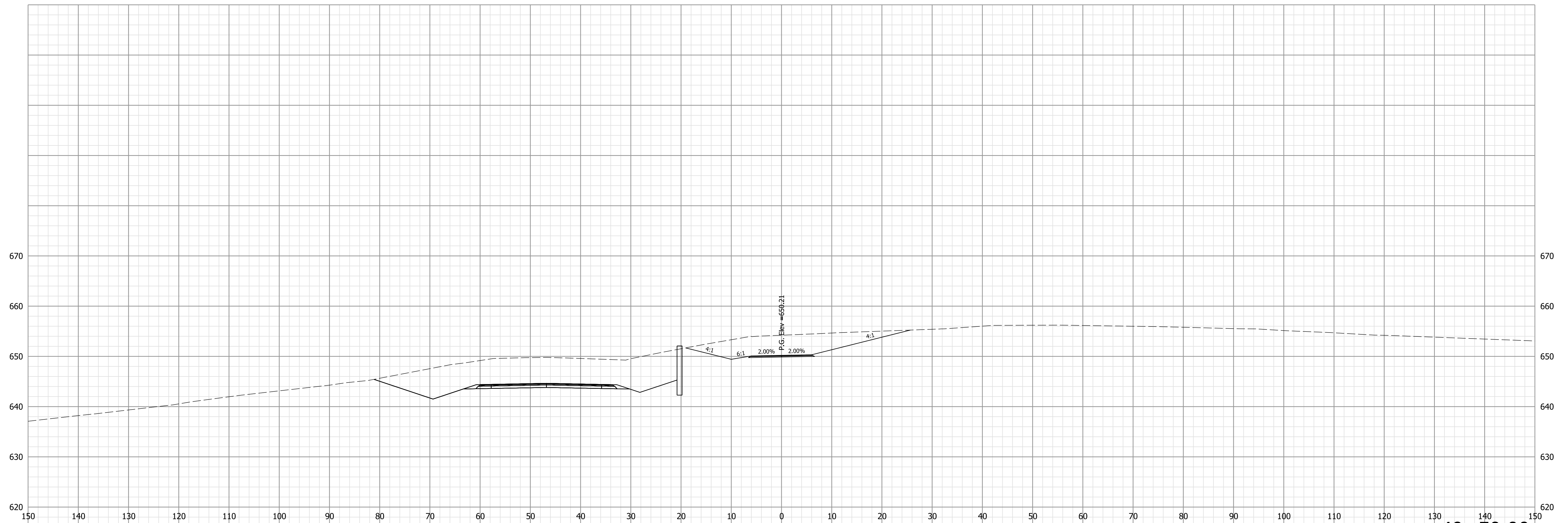
**NOT FOR  
CONSTRUCTION**

RECOMMENDED FOR APPROVAL	DESIGN ENGINEER	10/4/2022	DATE
DESIGNED: LKW	10/4/2022	DRAWN: LKW	10/4/2022
CHECKED: DJR	10/4/2022	CHECKED: DJR	10/4/2022

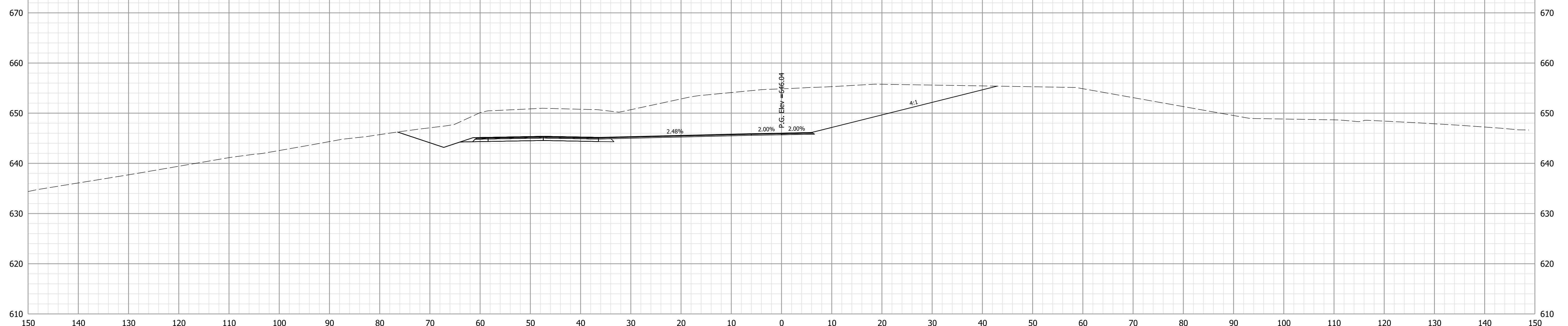
INDIANA  
DEPARTMENT OF TRANSPORTATION

CROSS SECTIONS  
LINE "CLII-3-PR-B"

HORIZONTAL SCALE	BRIDGE FILE
1" = 10'	N/A
VERTICAL SCALE	DESIGNATION
1" = 10'	1298633
SURVEY BOOK	SHEETS
Electronic	XS 45 of XS 52
CONTRACT	PROJECT
R-41258	1298633



40+50.00



40+00.00

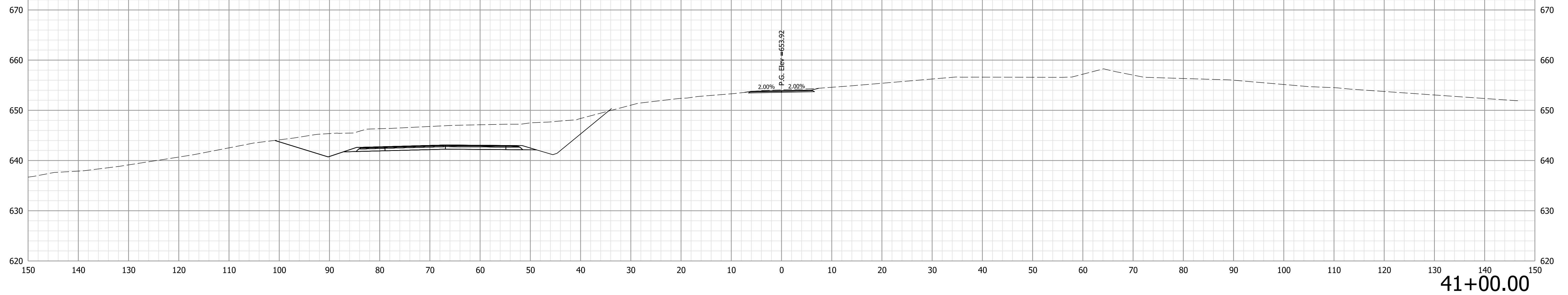
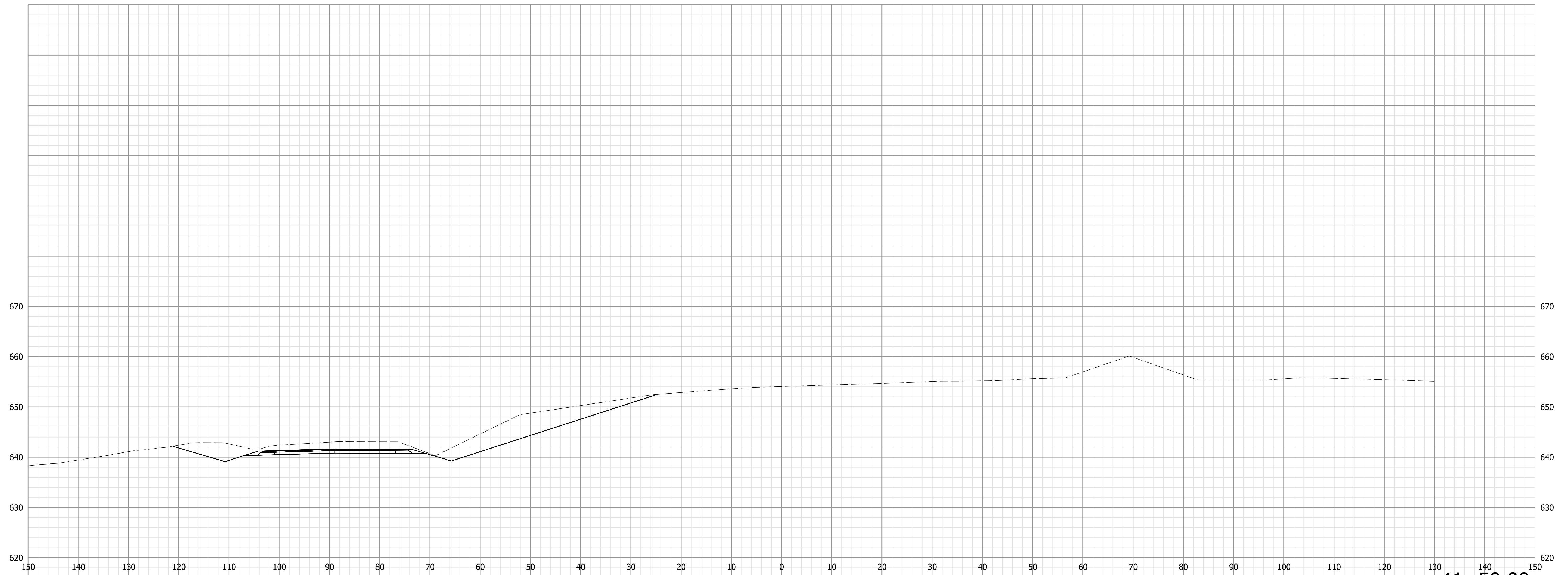
**NOT FOR  
CONSTRUCTION**

RECOMMENDED FOR APPROVAL	DESIGN ENGINEER	10/4/2022	DATE
DESIGNED: LKW	10/4/2022	DRAWN: LKW	10/4/2022
CHECKED: DJR	10/4/2022	CHECKED: DJR	10/4/2022

INDIANA  
DEPARTMENT OF TRANSPORTATION

CROSS SECTIONS  
LINE "CLII-4-PR-B"

HORIZONTAL SCALE	BRIDGE FILE
1" = 10'	N/A
VERTICAL SCALE	DESIGNATION
1" = 10'	1298633
SURVEY BOOK	SHEETS
Electronic	XS 46 of XS 52
CONTRACT	PROJECT
R-41258	1298633



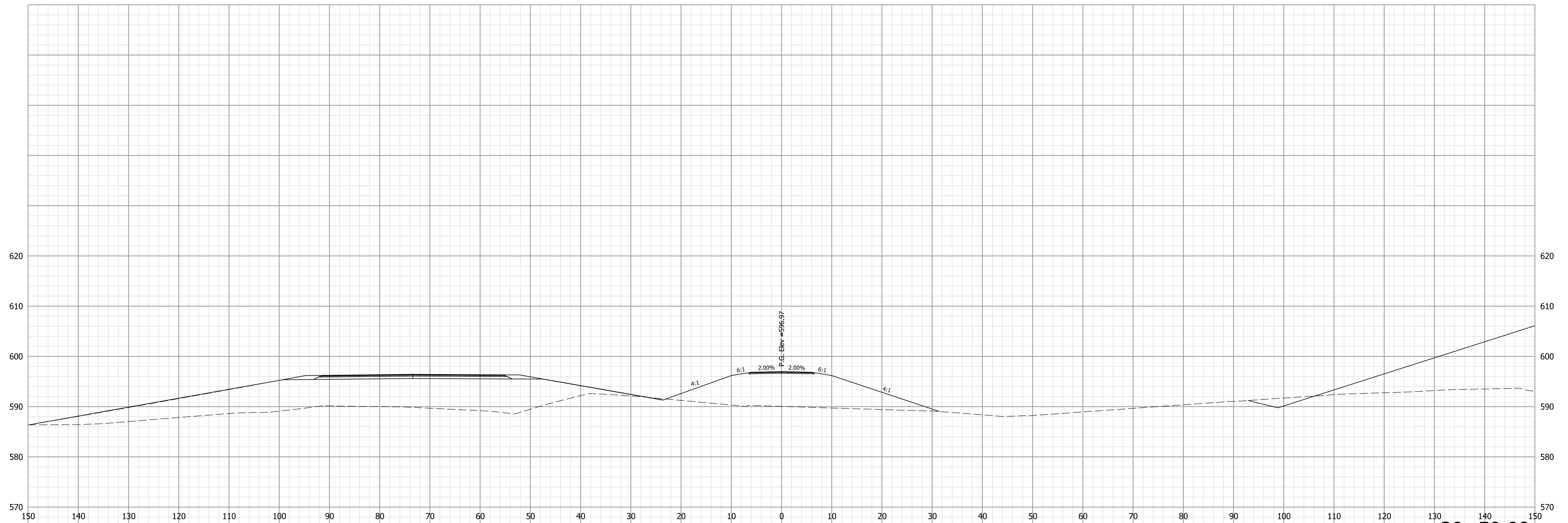
**NOT FOR  
CONSTRUCTION**

RECOMMENDED FOR APPROVAL	DESIGN ENGINEER	10/4/2022	DATE
DESIGNED: LKW	10/4/2022	DRAWN: LKW	10/4/2022
CHECKED: DJR	10/4/2022	CHECKED: DJR	10/4/2022

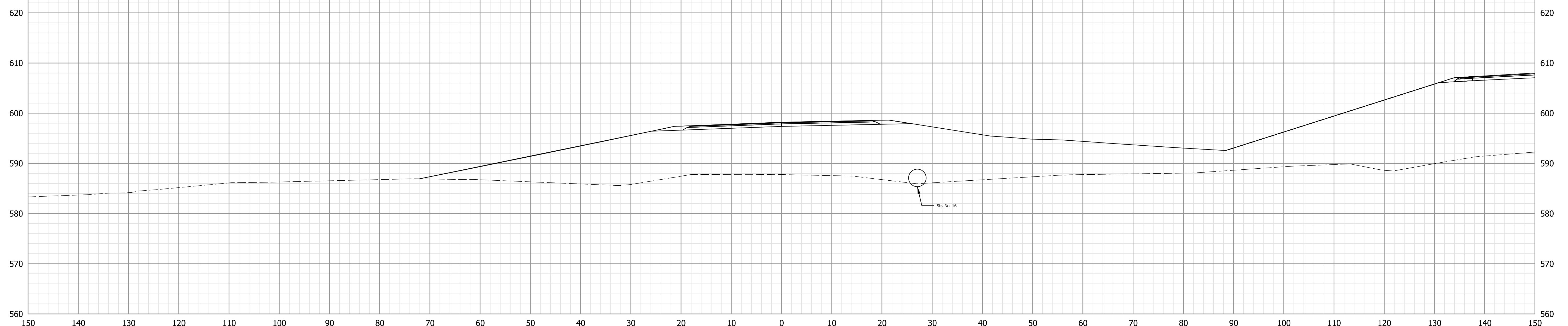
INDIANA  
DEPARTMENT OF TRANSPORTATION

CROSS SECTIONS  
LINE "CLII-4-PR-B"

HORIZONTAL SCALE	BRIDGE FILE
1" = 10'	N/A
VERTICAL SCALE	DESIGNATION
1" = 10'	1298633
SURVEY BOOK	SHEETS
Electronic	XS 47 of XS 52
CONTRACT	PROJECT
R-41258	1298633



20+50.00



20+00.00

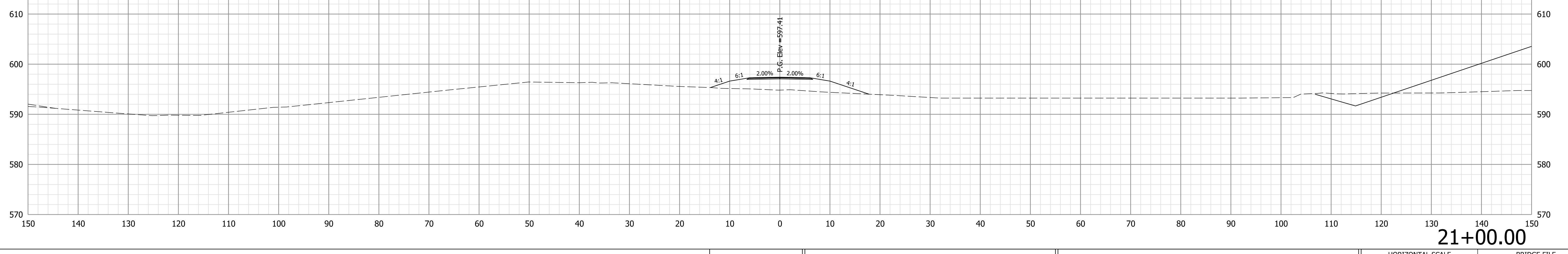
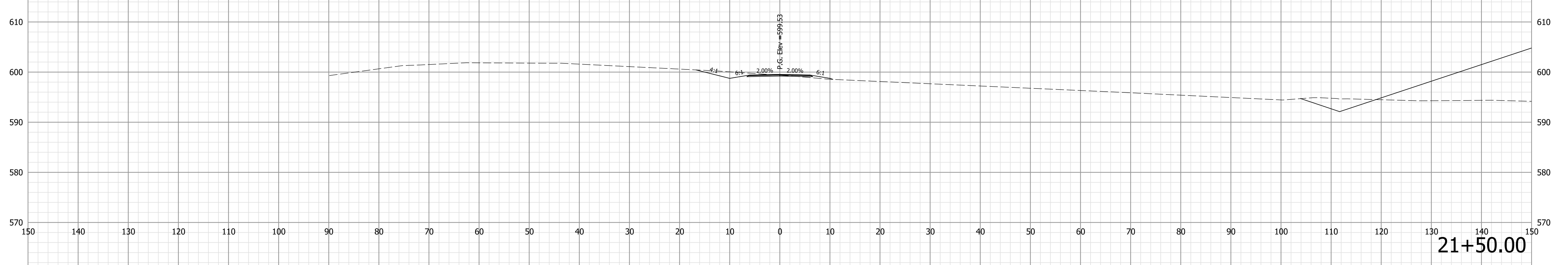
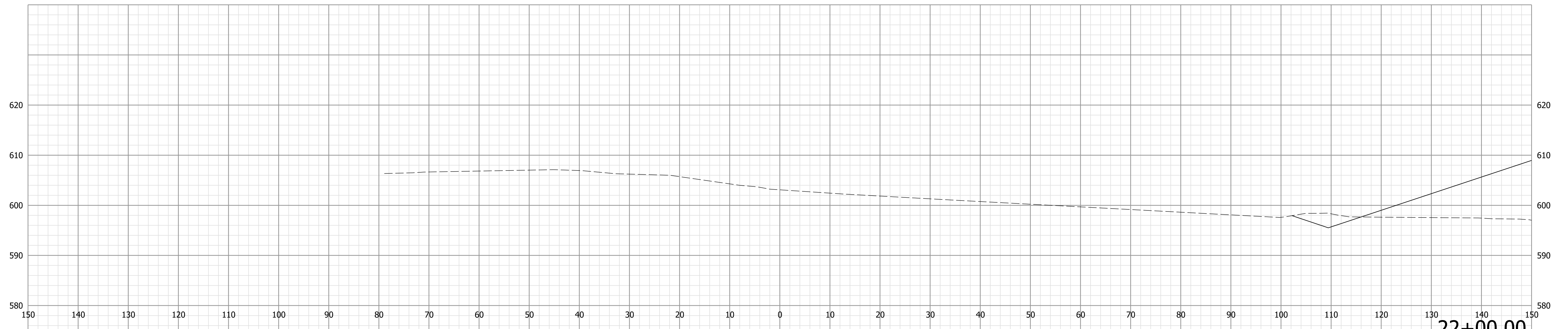
**NOT FOR  
CONSTRUCTION**

RECOMMENDED FOR APPROVAL	DESIGN ENGINEER	10/4/2022	DATE
DESIGNED: LKW	10/4/2022	DRAWN: LKW	10/4/2022
CHECKED: DJR	10/4/2022	CHECKED: DJR	10/4/2022

INDIANA  
DEPARTMENT OF TRANSPORTATION

CROSS SECTIONS  
LINE "CLII-1-S-1-PR-B"

HORIZONTAL SCALE	BRIDGE FILE
1" = 10'	N/A
VERTICAL SCALE	DESIGNATION
1" = 10'	1298633
SURVEY BOOK	SHEETS
Electronic	XS 48 of XS 52
CONTRACT	PROJECT
R-41258	1298633



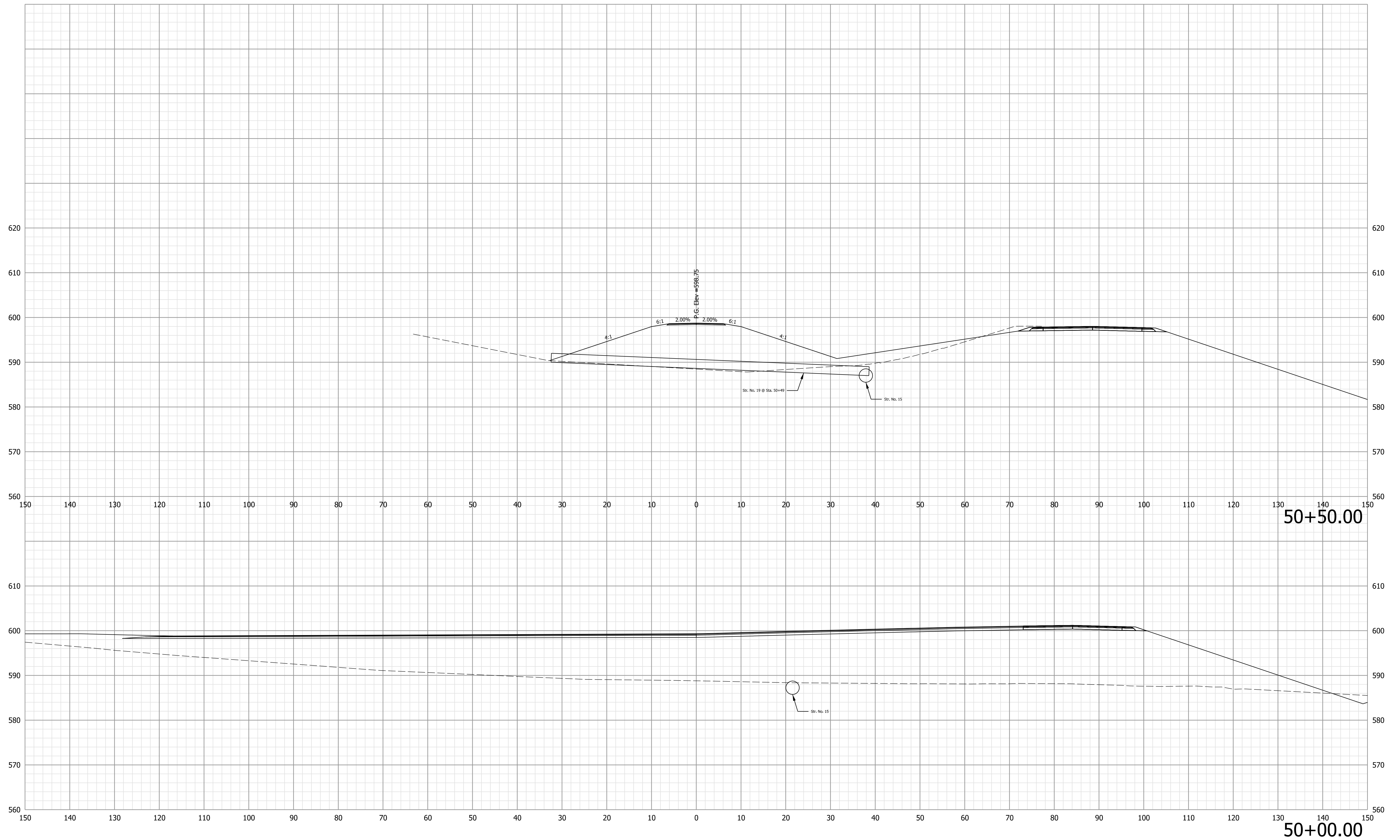
**NOT FOR  
CONSTRUCTION**

RECOMMENDED FOR APPROVAL	DESIGN ENGINEER	10/4/2022	DATE
DESIGNED: LKW	10/4/2022	DRAWN: LKW	10/4/2022
CHECKED: DJR	10/4/2022	CHECKED: DJR	10/4/2022

**INDIANA  
DEPARTMENT OF TRANSPORTATION**

**CROSS SECTIONS  
LINE "CLII-1-S-1-PR-B"**

HORIZONTAL SCALE	BRIDGE FILE
1" = 10'	N/A
VERTICAL SCALE	DESIGNATION
1" = 10'	1298633
SURVEY BOOK	SHEETS
Electronic	XS 49 of XS 52
CONTRACT	PROJECT
R-41258	1298633



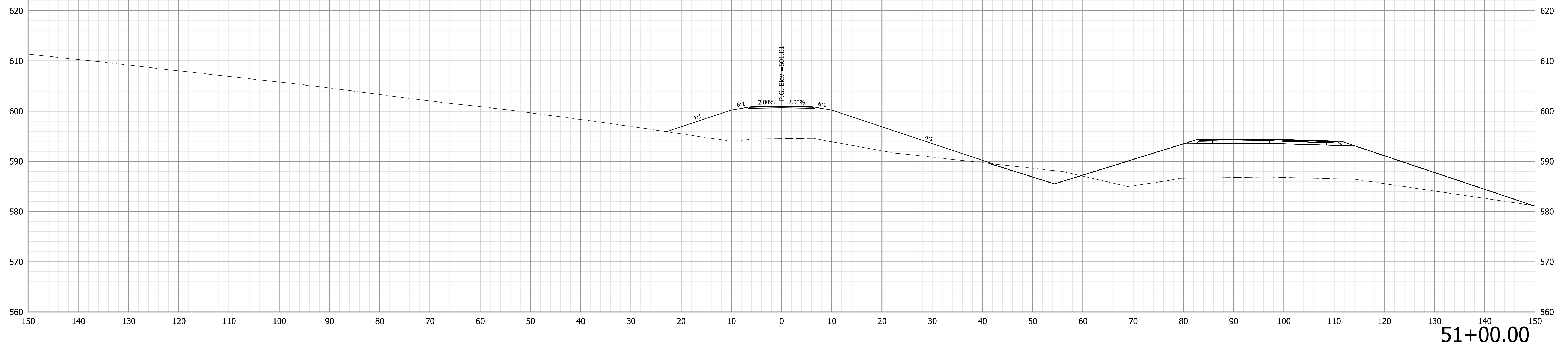
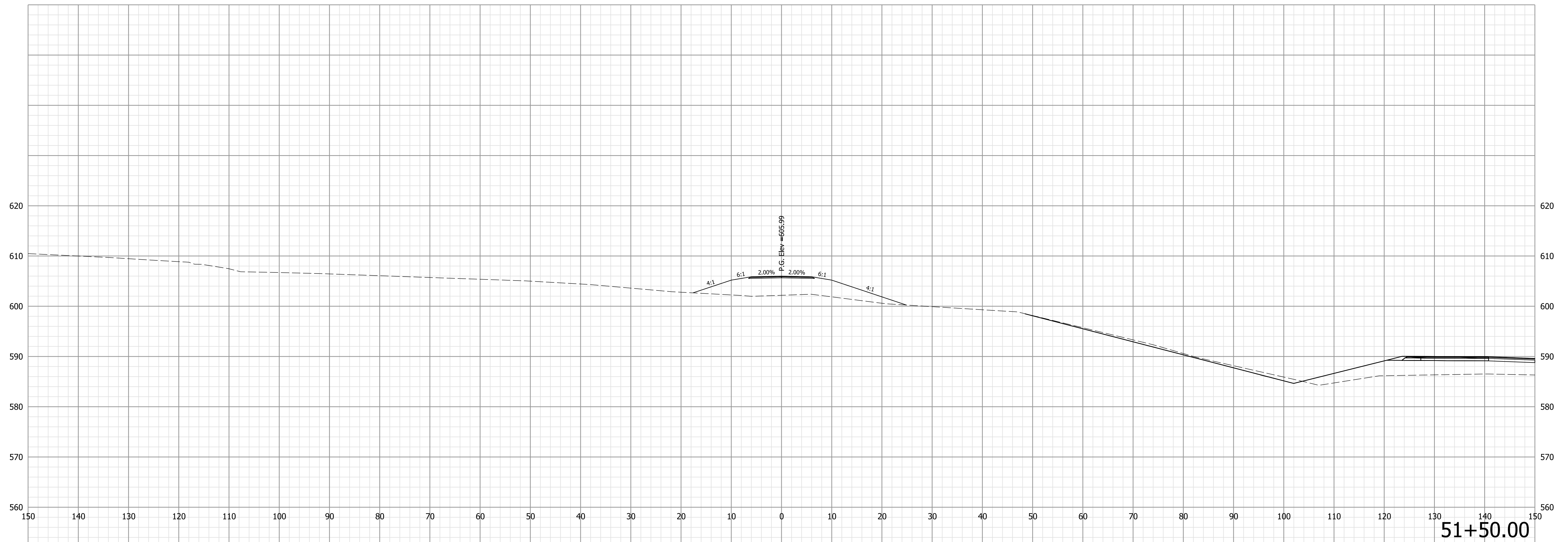
**NOT FOR  
CONSTRUCTION**

RECOMMENDED FOR APPROVAL	DESIGN ENGINEER	10/4/2022	DATE
DESIGNED: LKW	10/4/2022	DRAWN: LKW	10/4/2022
CHECKED: DJR	10/4/2022	CHECKED: DJR	10/4/2022

**INDIANA  
DEPARTMENT OF TRANSPORTATION**

**CROSS SECTIONS  
LINE "CLII-1-S-2-PR-B"**

HORIZONTAL SCALE	BRIDGE FILE
1" = 10'	N/A
VERTICAL SCALE	DESIGNATION
1" = 10'	1298633
SURVEY BOOK	SHEETS
Electronic	XS 50 of XS 52
CONTRACT	PROJECT
R-41258	1298633



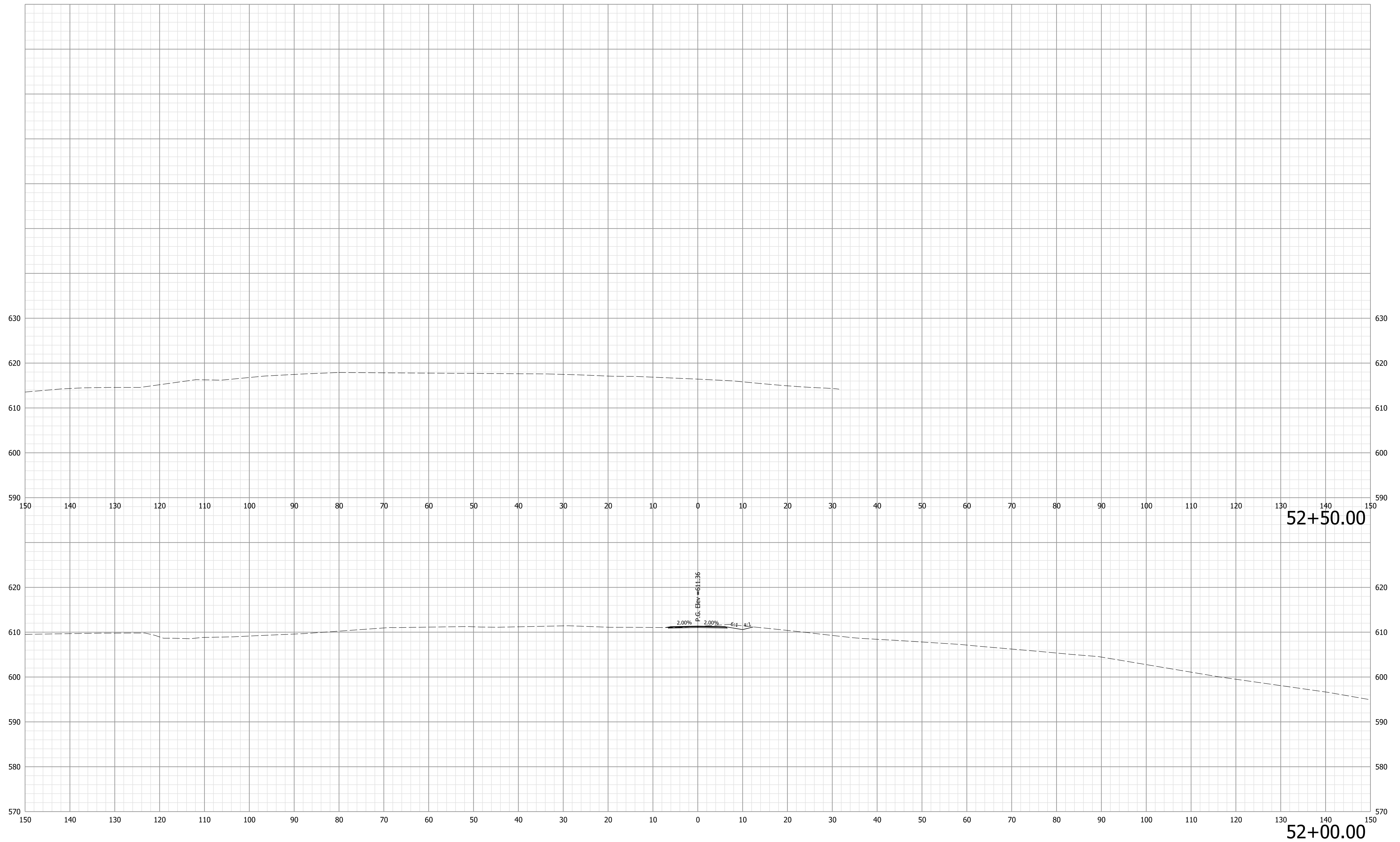
**NOT FOR  
CONSTRUCTION**

RECOMMENDED FOR APPROVAL	DESIGN ENGINEER	10/4/2022	DATE
DESIGNED: LKW	10/4/2022	DRAWN: LKW	10/4/2022
CHECKED: DJR	10/4/2022	CHECKED: DJR	10/4/2022

INDIANA  
DEPARTMENT OF TRANSPORTATION

CROSS SECTIONS  
LINE "CLII-1-S-2-PR-B"

HORIZONTAL SCALE	BRIDGE FILE
1" = 10'	N/A
VERTICAL SCALE	DESIGNATION
1" = 10'	1298633
SURVEY BOOK	SHEETS
Electronic	XS 51 of XS 52
CONTRACT	PROJECT
R-41258	1298633



**NOT FOR  
CONSTRUCTION**

RECOMMENDED FOR APPROVAL	DESIGN ENGINEER	10/4/2022	DATE
DESIGNED: LKW	10/4/2022	DRAWN: LKW	10/4/2022
CHECKED: DJR	10/4/2022	CHECKED: DJR	10/4/2022

**INDIANA  
DEPARTMENT OF TRANSPORTATION**

**CROSS SECTIONS  
LINE "CLII-1-S-2-PR-B"**

HORIZONTAL SCALE	BRIDGE FILE
1" = 10'	N/A
VERTICAL SCALE	DESIGNATION
1" = 10'	1298633
SURVEY BOOK	SHEETS
Electronic	XS 52 of XS 52
CONTRACT	PROJECT
R-41258	1298633