



# INDIANA HORSE RACING COMMISSION



Photo: Courtesy of Lawrence Van Garrett/coadyphoto.com



## 2010 ANNUAL REPORT

Photo: Courtesy of Dean Gillette

[www.IN.gov/hrc](http://www.IN.gov/hrc)



# **T**able Of Contents

Indiana Racetracks & OTB's . . . . .	3
Commissioners and Senior Staff . . . . .	4
Commission Race Track Staff . . . . .	4
Live Racing at Tracks . . . . .	5
Simulcast Handle . . . . .	5
Total In-State Handle . . . . .	6
Distribution of the Wagering Dollar . . . . .	7
State Revenues . . . . .	7
Occupational Licensing . . . . .	8
Equine and Human Drug Testing . . . . .	9
Breed Development Programs, Awards and Revenues . . . . .	10
Breed Development Committees . . . . .	10
Racino Slot Revenue Allocation . . . . .	11
2011 Live Racing Dates . . . . .	12

# Indiana Racetracks & OTB's



## HOOSIER PARK RACING • CASINO

a Centaur Gaming Destination

### Mailing Address

4500 Dan Patch Circle, Anderson, Indiana 46013  
Telephone: 765-642-RACE (7223) Fax: 765-683-2599

### Meet Period

March 25, 2010 - July 11, 2010 (Standardbred)  
July 30, 2010 - October 24, 2010 (Thoroughbred/Quarter Horse)  
(143 Racing Days - 63 Flat Racing; 80 Standardbred Racing)

### Track Stats

Grandstand Seating Capacity: 1,750  
Barn Area Stall Space: 980  
Size of Track: Length: 7/8 mile, Width: 90 feet

### Off Track Betting Parlor Locations

Ft Wayne OTB - 1820 West Washington Center Road; Phone: (260) 490-9006  
Indianapolis OTB - 110 West Washington St.; Phone: (317) 656-7223  
Merrillville OTB - 7610 Broadway; (219)-755-0000



### Mailing Address

4200 N Michigan Rd, Shelbyville, Indiana 46176  
Telephone: 317-421-0000 Fax: 317-421-0100

### Meet Period

April 16, 2010 - July 14, 2010 (Thoroughbred/Quarter Horse)  
July 23, 2010 - November 9, 2010 (Standardbred)  
(143 Racing Days - 63 Flat Racing; 80 Standardbred Racing)

### Track Stats

Grandstand Seating Capacity: 800  
Barn Area Stall Space: 644  
Size of Track: Length: 1 mile, Width: 80 feet;  
7 Furlong Turf Course, Width: 98 feet

### Off Track Betting Parlor Locations

Evansville OTB - 5480 E Indiana St; Phone: (812) 280-1013  
Clarksville OTB - 650 Eastern Blvd.; Phone: (812) 473-8910

# Indiana Horse Racing Commission

## Commissioners

---




Sarah McNaught  
Chairman

Sarah McNaught . . . . . Chairman  
Alan Armstrong . . . . . Vice-Chairman  
Jim Lauck . . . . . Member  
Doug Grimes . . . . . Member  
Steve Schaefer . . . . . Member

## Commission Senior Staff

---

Joe Gorajec . . . . . Executive Director  
Deena Pitman . . . . . Assistant Executive Director  
Terry Richwine . . . . . Director of Security  
Wendi Samuelson-Dull . . . . . Controller  
Jessica Barnes . . . . . Director of Racing & Breed Development  
Angela Demaree, DVM . . . . . Equine Medical Director



Joe Gorajec  
Executive Director

## Race Track Staff

---

Richard Wilbur . . . . . Investigator  
Brad Jones . . . . . Investigator  
Al Simpson . . . . . Investigator  
Abi Meister . . . . . Licensing Supervisor  
Erin Ward . . . . . Indiana Downs Licensing Manager  
Deanna LeGere . . . . . Hoosier Park Licensing Manager

To further assist the Commission with its regulatory responsibilities, individuals below provided professional or technical service at Hoosier Park and Indiana Downs during the 2010 racing season.

### Standardbred Judges

Timothy Schmitz, Presiding Judge  
Jim Curran, Associate Judge  
Richard (Dick) DiSantis, Associate Judge

### Thoroughbred Stewards

Stanley Bowker, Sr. State Steward  
Tim Day, Associate Steward  
Dan Fick, Associate Steward

### Commission Veterinarians

Melinda Poole, DVM  
Katie Ivester, DVM  
Janice Sojka, DVM  
Jason Hammelman, DVM  
Jared Gould, DVM  
Robert Ferguson, DVM

### Veterinary Technicians

Stephanie Adams Barbara Sigman  
Jenna Hardy Cheryl Morris  
Megan Everhart Yvonne Stephens  
Jenny Baughman

### Laboratory Technicians

Lou Ann Barnett Patty Cawthorn  
Lee Ann Wallen Janet Curran

### Racing Inspectors

Karla Vaughn  
Shelly McCracken-Rania

# Live Racing at Tracks

Standardbred	Hoosier Park	Indiana Downs	Total
Number of Dates	80	77*	157
Total Handle	\$2,344,632	\$1,585,061	\$3,929,693
Average Daily Handle	\$29,308	\$20,585	\$25,030
Thoroughbred	Hoosier Park	Indiana Downs	Total
Number of Dates	63	57*	120
Total Handle	\$2,248,967	\$2,014,585	\$4,263,552
Average Daily Handle	\$35,698	\$35,344	\$35,530
Quarter Horse	Hoosier Park	Indiana Downs	Total
Number of Races	90	98	188
Total Handle	\$308,207	\$299,996	\$608,203
Average <u>Per-Race</u> Handle	\$3,425	\$3,061	\$3,235
Total Live Handle	Hoosier Park	Indiana Downs	Total
	\$4,901,806	\$3,899,642	\$8,801,448

(\*Loss of race dates due to inclement weather)

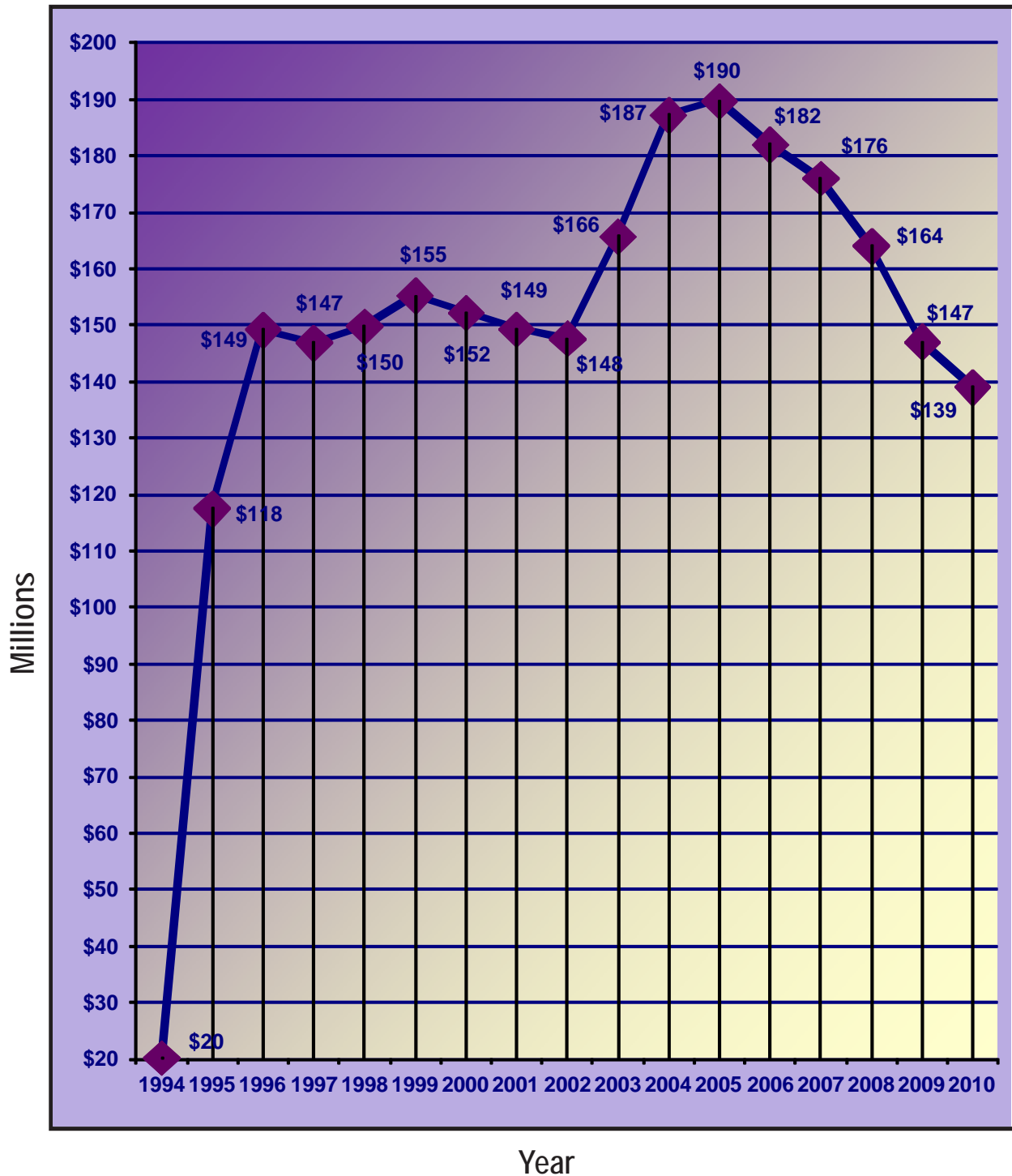
# Simulcast Handle

Export Handle <sup>(1)</sup>	Hoosier Park	Indiana Downs	Total
Thoroughbred	\$42,198,097	\$54,825,420	\$97,023,517
Standardbred	28,840,316	29,088,680	57,928,996
Quarter Horse	2,732,442	3,428,195	6,160,637
<b>Total Simulcast Handle</b>	<b>\$73,770,855</b>	<b>\$87,342,295</b>	<b>\$161,113,150</b>
Average Daily Export Handle	Hoosier Park	Indiana Downs	Total
Thoroughbred	\$669,811	\$961,849	\$1,631,660
Standardbred	360,504	377,775	738,279
Quarter Horse *	30,360	34,982	
<small>*Quarter Horse handle is calculated on a <u>per race</u> basis not daily.</small>			
In-State Handle <sup>(2)</sup>	Hoosier Park	Indiana Downs	Total
Thoroughbred/Quarter Horses	\$52,826,717	\$51,888,245	\$104,714,962
Standardbred	16,215,585	8,802,168	25,017,753
<b>Total In-State Handle</b>	<b>\$69,042,302</b>	<b>\$60,690,413</b>	<b>\$129,732,715</b>

(1) Hoosier Park wagered \$1,640,117 on Indiana Downs' simulcast signal (\$883,980 on standardbred and \$756,137 on thoroughbred + Quarter Horse). Indiana Downs wagered \$1,203,838 on Hoosier Park's simulcast signal (\$721,692 on thoroughbred + Quarter Horse and \$482,146 on standardbred). These handle numbers are included in the "**Export Handle**" above by source of signal and in "**In-State Handle**" by location of wager.

(2) Handle at Indiana OTB's on racing originating in-state is accounted for in "**In-State Handle**" source of wager (i.e. Hoosier Park's OTB handle on Hoosier Park's live racing is attributed to Hoosier Park).

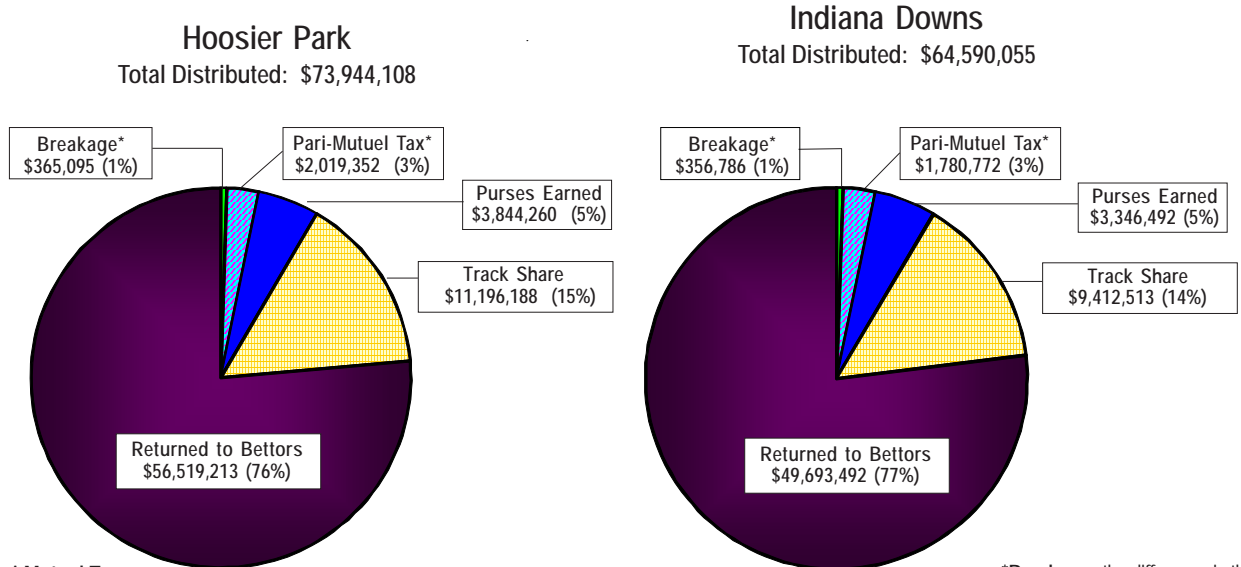
# Total In-State Handle



(Handle - money wagered by the betting public on pari-mutuel races.)

# Distribution of the Wagering Dollar

The following is a breakdown of the distribution of all monies wagered at both Hoosier Park and Indiana Downs and their satellite facilities:



\*Pari-Mutuel Tax - includes satellite facility tax.

\*Breakage - the difference in the rounding off of pari-mutuel payoffs.

## State Revenues

The following are the direct state revenues collected in accordance with the pari-mutuel statute IC 4-31:

Hoosier Park	
Pari-Mutuel Tax . . . . .	\$ 1,749,117
Track Reimbursement for Officials . . . . .	252,849
Occupational License Fees . . . . .	115,970
Satellite Facility Tax . . . . .	270,235
Fines and Civil Penalties Paid . . . . .	21,600
Track Permit and License Fees . . . . .	8,000
<b>Total . . . . .</b>	<b>\$2,417,771</b>
Indiana Downs	
Pari-Mutuel Tax . . . . .	\$1,536,287
Track Reimbursement for Officials . . . . .	276,941
Occupational License Fees . . . . .	166,020
Satellite Facility Tax . . . . .	244,485
Fines and Civil Penalties Paid . . . . .	21,300
Track Permit and License Fees . . . . .	7,000
<b>Total . . . . .</b>	<b>\$2,252,033</b>
<b>Total State Revenue</b>	<b>\$ 4,669,804.00</b>

The direct revenue received by the State of Indiana exceeded the cost of regulation. Indiana Horse Racing Commission operating expenditures for calendar year 2010 were \$2,271,119.

# Occupational Licensing

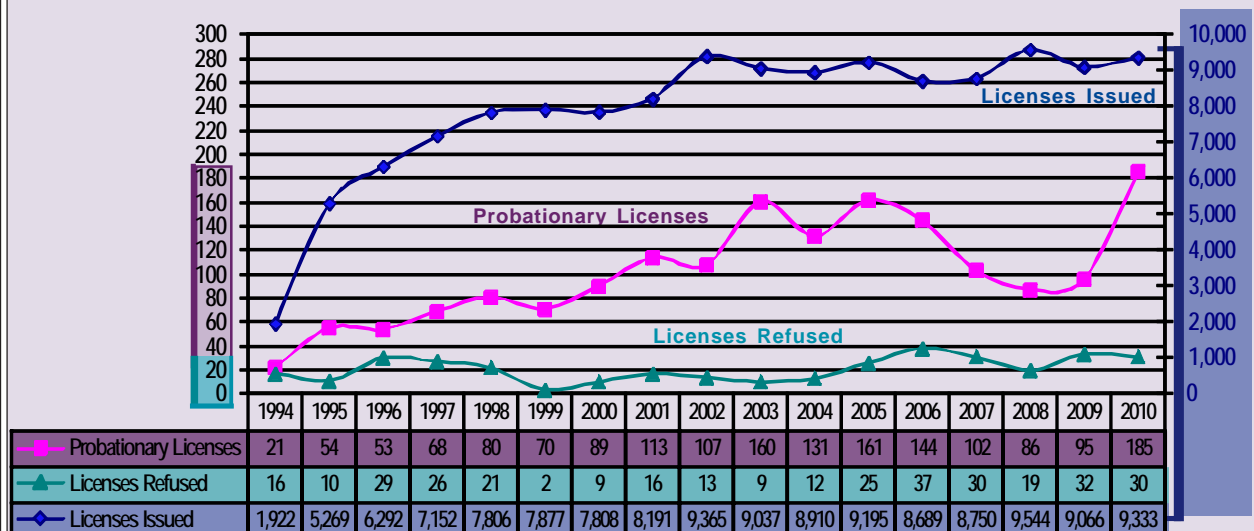
Pursuant to IC 4-31-6 and 71 IAC 5-1-1, all persons participating in pari-mutuel racing under the jurisdiction of the Commission are required to be licensed. The licensing process is the backbone of the Commission's regulatory efforts. Each prospective licensee is fingerprinted.

The Federal Bureau of Investigation (FBI) provides the Commission with criminal histories of all applicants. The Commission may refuse or deny the application for licensure of any person whose criminal or racing violation record is contrary to the public's best interest.

## 2010

Category	Count	Category	Count
Owner, Thoroughbred	2,125	Racing Official	34
Owner, Standardbred	1,655	Other	28
Groom	1,309	Owner/Trainer, Quarter Horse	24
Stable Name	789	Farrier	24
Owner/Trainer, Thoroughbred	382	Jockey Agent	22
Track Employee	361	Pony Rider	22
Owner, Quarter Horse	289	Trainer, Quarter Horse	21
Owner/Trainer/Driver	272	Trainer, TB/QH	17
Vendor Employee	267	Authorized Agent, Thoroughbred	16
Trainer, Thoroughbred	259	Gate Crew	14
Owner/Trainer, Standardbred	236	Practicing Veterinarian	13
Track Security	143	Vet. Helper	12
Trainer, Standardbred	110	Authorized Agent, Standardbred	12
Jockey	139	Valet	11
Asst. Trainer, Thoroughbred	135	Asst. Trainer, TB/QH	10
Driver/Trainer	85	Track Management	9
Commission Staff	82	Apprentice Jockey	8
Exercise Rider	81	Asst. Trainer, Standardbred	8
Pari-Mutuel Clerk	78	Owner/Driver	7
Driver	65	Track Veterinarian	4
Owner/Trainer, TB/QH	55	Asst. Trainer, Quarter Horse	3
Owner, TB/QH	50	Outrider	3
Vendor/Contractor	42	Farrier Assistant	2

## Total Licenses Issued in 2010: 9,333



# Equine Drug Testing

Pari-mutuel horse racing can succeed as a legitimate major league sport only if its races are perceived by the wagering public to be honest, competitive contests, free from manipulation by man or drugs. The Commission's drug detection program is one of the nation's most comprehensive and its laboratory, one of the most respected in the racing industry.

Breed	Race Dates	Urine	Blood	Positive Tests
Standardbred	157	2022	2228	10
Thoroughbred/Quarter Horse	124	2179	2290	10
Total	281	4201	4518	20

Truesdail Laboratory in Tustin, California, serves as the primary testing laboratory for the Indiana Horse Racing Commission. Truesdail Laboratory has been a leader in racing chemistry and drug-related research for over 50 years. For

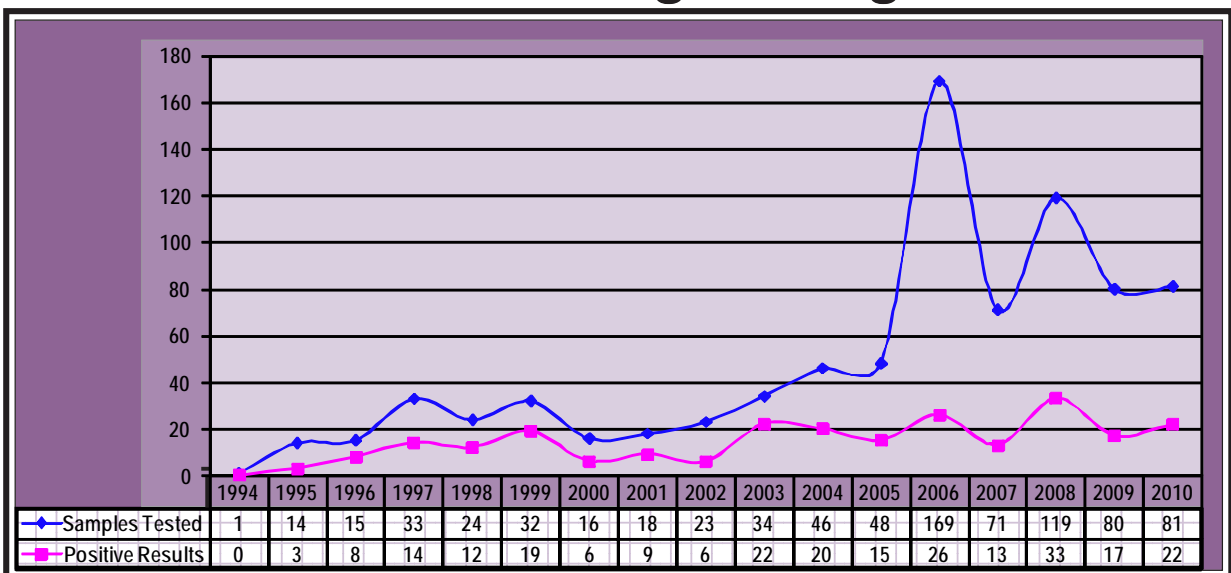
each positive test, the offending horse was disqualified and placed last. In accordance with the pari-mutuel statute, all purse money earned is ordered returned and redistributed.

The table below represents a further breakdown, by breed, of the name and types of drugs reported by the laboratory.

Number of Violations by Breed			ARCI Drug Classification	Drug Type
SB	TB	QH		
1	4	1	Bute (Overage)	nonsteroidal anti-inflammatory
8		2	Flunixin (Overage)	nonsteroidal anti-inflammatory
	1		Phenylproanolamine (Class 3)	decongestant
	2		Isoxsuprine (Class 4)	vasodilator
1			Dextrophan (Class 4)	cough suppressant

(SB = Standardbred; TB = Thoroughbred; QH = Quarter Horse)

# Human Drug Testing



# Breed Development

## Overview

Pursuant to IC 4-31-11, breed development funds have been established to promote the breeding of horses while stimulating the agri-business sector of the state's economy.

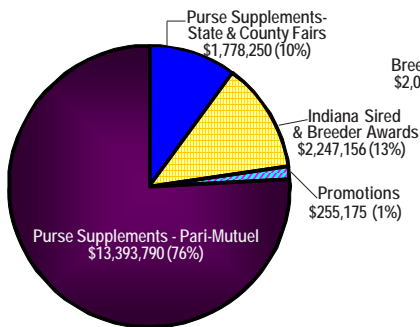
Historically, breed development funds have consisted of breakage (the difference in the rounding off of pari-mutuel payoffs), outs (all uncashed tickets), and riverboat admissions tax allocation. This same funding mechanism has been in place until racinos opened at Indiana's

two racetracks in June of 2008. At this time, riverboat allocation was replaced by an allocation from slot machine wagering at racinos in accordance with 71 IAC 4-35-7-12.

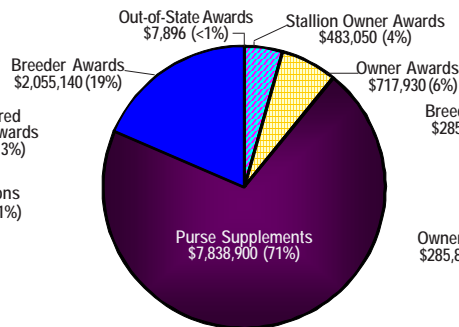
By visiting the commission website ([www.in.gov/hrc](http://www.in.gov/hrc)), information can be obtained regarding eligibility requirements for racing awards such as those described in the charts below. There are detailed instructions on how to register a foal/horse, what applications to use and what type of deadlines apply.

## 2010 Award Distributions

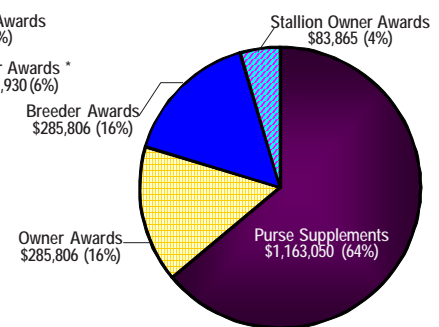
**Standardbred Awards**  
Total Distributed: \$17,674,371



**Thoroughbred Awards**  
Total Distributed: \$11,102,916



**Quarter Horse Awards**  
Total Distributed: \$1,818,527



\*Thoroughbred Owner awards were discontinued in July 2010.

## 2010 Breed Development Fund Revenues

Breed	Breakage	Outstanding Tickets *	Slot Revenue	Total
Standardbred	346,502.67	360,578.15	13,258,599.07	13,965,679.89
Thoroughbred	346,502.67	360,578.15	10,606,879.26	11,313,960.08
Quarter Horse	28,875.22	30,048.17	1,383,506.00	1,442,429.39
<b>Total</b>	<b>\$721,880.56</b>	<b>\$751,204.47</b>	<b>\$25,248,984.33</b>	<b>\$26,722,069.36</b>

\* Outstanding ticket revenue is based on tickets purchased in 2009 which expired in 2010.

## 2010 Breed Development Committee Members

### Standardbred Breed Development Advisory Committee

Michael Christner, *Chair*  
Don Eash

### Standardbred Advisory Board

Scott Snyder, *Chair*      Byron Hooley  
Dwayne Rhule              Randy Dever  
Tim Graber                  Pam Cross  
Jessica Barnes, *ExOfficio Member*

### Thoroughbred Breed Development Advisory Committee

James Elliott  
Jim Hartman

### Quarter Horse Breed Development Advisory Committee

Shirley Tresner, *Chair*  
Jim Noel  
Carol Ecker, *DVM*

# Racino Slot Revenue


The 2007 Indiana Legislature approved slot machine wagering at the State's two pari-mutuel racetracks in accordance with 71 IAC 4-35-7-12. Racino slot revenue began replacing riverboat revenue June, 2008. These funds are distributed to various segments of the racing industry in accordance with Commission rule IC 4-35-7-12. Detailed racino slot revenue distribution is noted in the chart below.

## Racino Slot Revenue Allocation

Slot Revenue	2009	2010	Total
<b>AGR</b>	\$420,100,620.52	\$442,412,544.18	\$862,513,164.70
<b>15% of AGR (*)</b>	\$63,015,093.08	\$59,928,951.47	\$122,944,044.55
(MINUS INTEGRITY FEE)	\$62,515,093.08	\$59,428,951.47	\$121,944,044.55
<b>EQUINE PROMOTION/ WELFARE (.5%) TO</b>	\$312,575.46	\$297,144.76	<b>\$609,720.22</b>
SB ASSN (46%)	\$143,784.71	\$136,686.59	\$280,471.30
TO HBPA (46%)	\$143,784.71	\$136,686.59	\$280,471.30
TO IQHRA (8%)	\$25,006.04	\$23,771.58	\$48,777.62
<b>BACKSIDE BENEVOLENCE (2.5%) TO</b>	\$1,562,877.34	\$1,485,723.78	<b>\$3,048,601.12</b>
SB ASSN (46%)	\$718,923.57	\$683,432.94	\$1,402,356.51
TO HBPA (46%)	\$718,923.57	\$683,432.94	\$1,402,356.51
TO IQHRA (8%)	\$125,030.19	\$118,857.90	\$243,888.09
<b>97% TO RACING</b>	\$60,639,640.29	\$57,646,082.93	<b>\$118,285,723.22</b>
<b>THOROUGHBRED (46%)</b>	\$27,894,234.54	\$26,517,198.14	<b>\$54,411,432.68</b>
OF 46%, 60% TO FOLLOWING:	\$16,736,540.73	\$15,910,318.88	\$32,646,859.61
TB PURSES (97%)	\$16,234,444.50	\$15,433,009.32	\$31,667,453.82
HBPA (2.4%)	\$401,676.98	\$381,847.65	\$783,524.63
OWN & THB ASSN (.6%)	\$100,419.24	\$95,461.91	\$195,881.15
<b>TB BREED DEVELOPMENT- 40%</b>	\$11,157,693.81	\$10,606,879.26	<b>\$21,764,573.07</b>
<b>STANDARD BRED (46%)</b>	\$27,894,234.54	\$26,517,198.16	<b>\$54,411,432.70</b>
OF 46%, 50% TO FOLLOWING:	\$13,947,117.27	\$13,258,599.08	\$27,205,716.35
SB PURSES (96.5%)	\$13,458,968.16	\$12,794,548.11	\$26,253,516.27
SB ASSN (3.5%)	\$488,149.10	\$464,050.97	\$952,200.07
<b>SB BREED DEVELOPMENT- 50%</b>	\$13,947,117.27	\$13,258,599.08	<b>\$27,205,716.35</b>
<b>QUARTER HORSE (8%)</b>	<b>\$4,851,171.23</b>	<b>\$4,611,686.65</b>	<b>\$9,462,857.88</b>
OF 8%, 70% TO FOLLOWING:	\$3,395,819.86	\$3,228,180.65	\$6,624,000.51
QH PURSES (95%)	\$3,226,028.86	\$3,066,771.61	\$6,292,800.47
QHRA ASSN (5%)	\$169,790.99	\$161,409.04	\$331,200.03
<b>QH BREED DEVELOPMENT- 30%</b>	\$1,455,351.37	\$1,383,506.00	<b>\$2,838,857.37</b>

\* 15% distribution of AGR may differ due to statutory cap language pursuant to IC 4-35-7-12. The 2010 cap amounted to \$6,432,980.15.

# Indiana Horse Racing Commission 2011 Race Dates by Track



March

S	M	T	W	TH	F	S
27	28	29	30	31		

April

S	M	T	W	TH	F	S
					1	2
3	4	5	6	7	8	9
10	11	12	13	14	15	16
17	18	19	20	21	22	23
24	25	26	27	28	29	30

May

S	M	T	W	TH	F	S
1	2	3	4	5	6	7
8	9	10	11	12	13	14
15	16	17	18	19	20	21
22	23	24	25	26	27	28
29	*30	31	*Holiday-12:30 post			



June

S	M	T	W	TH	F	S
			1	2	3	4
5	6	7	8	9	10	11
12	13	14	15	16	17	18
19	20	21	22	23	24	25
26	27	28	29	30		

July

S	M	T	W	TH	F	S	
*Holiday-12:30 post						1	2
3	*4	5	6	7	8	9	
10	11	12	13	14	15	16	
17	18	19	20	21	22	23	
24	25	26	27	28	29	30	
31							

August

S	M	T	W	TH	F	S
	1	2	3	4	5	6
7	8	9	10	11	12	13
14	15	16	17	18	19	20
21	22	23	24	25	26	27
28	29	30	31			

September

S	M	T	W	TH	F	S
*Holiday-12:30 post				1	2	3
4	*5	6	7	8	9	10
11	12	13	14	15	16	17
18	19	20	21	22	23	24
25	26	27	28	29	30	

October

S	M	T	W	TH	F	S
*October 8th all QH Day						1
2	3	4	5	6	7	8
9	10	11	12	13	14	15
16	17	18	19	20	21	22
23	24	25	26	27	28	29

Standardbred

**March 31st - July 16th**  
Post: T - F 5:30 pm / S - 4:30 pm

Thoroughbred/Quarter Horse

**August 2nd - October 23th**  
Post: Tues-Fri 5:30 pm / Sat 12:30 pm



April

S	M	T	W	TH	F	S
					15	16
17	18	19	20	21	22	23
24	25	26	27	28	29	30

May

S	M	T	W	TH	F	S
1	2	3	4	5	6	7
8	9	10	11	12	13	14
15	16	17	18	19	20	21
22	23	24	25	26	27	28
29	30	31				

June

S	M	T	W	TH	F	S
			1	2	3	4
5	6	7	8	9	10	11
12	13	14	15	16	17	18
19	20	21	22	23	24	25
26	27	28	29	30		

July

S	M	T	W	TH	F	S
*July 2nd all QH Day					1	2
3	4	5	6	7	8	9
10	11	12	13	14	15	16
17	18	19	20	21	22	23
24	25	26	27	28	29	30
31						

August

S	M	T	W	TH	F	S
	1	2	3	4	5	6
7	8	9	10	11	12	13
14	15	16	17	18	19	20
21	22	23	24	25	26	27
28	29	30	31			

September

S	M	T	W	TH	F	S
				1	2	3
4	5	6	7	8	9	10
11	12	13	14	15	16	17
18	19	20	21	22	23	24
25	26	27	28	29	30	

October

S	M	T	W	TH	F	S
						1
2	3	4	5	6	7	8
9	10	11	12	13	14	15
16	17	18	19	20	21	22
23	24	25	26	27	28	29
30	31					

November

S	M	T	W	TH	F	S
		1	2	3	4	5
6	7	8	9	10	11	12

Thoroughbred/Quarter Horse

**April 18th - July 13th**  
Post: M-W 4:55 pm / F-Sat 6:55 pm

Standardbred

**July 25th - Nov 9th**  
Post: M-W 4:55 pm / F-Sat 6:55 pm

## Indianapolis Office

Indiana Horse Racing Commission  
ISTA Center, Suite 530  
150 W. Market St.  
Indianapolis, IN 46204  
Phone: (317) 233-3119  
Fax: (317) 233-4470

[www.in.gov/hrc](http://www.in.gov/hrc)

## Field Offices

Indiana Horse Racing Commission  
c/o Hoosier Park  
4500 Dan Patch Circle  
Anderson, IN 46013  
Phone: (765) 609-4855  
Fax: (765) 683-2568

Indiana Horse Racing Commission  
c/o Indiana Downs  
4425 N 200 W  
Shelbyville, IN 46176  
(317)-713-3350  
(317)-713-3355