

INDIANA HORSE RACING COMMISSION



Photo: Courtesy of Lawrence Van Garrett/coadyphoto.com



2009 ANNUAL REPORT

Photo: Courtesy of Dean Gillette

www.IN.gov/hrc



Table Of Contents

Indiana Racetracks & OTB's	3
Commission Senior Staff.	4
Commission Race Track Staff.	4
Live Racing at Tracks.	5
Simulcast Handle.	5
Total In-State Handle	6
Distribution of the Wagering Dollar.	7
State Revenues	7
Occupational Licensing.	8
Equine and Human Drug Testing.	9
Breed Development Programs, Awards and Revenues.	10
Breed Development Committees	10
Slot and Riverboat Revenue.	11
2010 Live Racing Dates.	12

Indiana Racetracks & OTB's



HOOSIER PARK RACING • CASINO

a Centaur Gaming Destination

Mailing Address

4500 Dan Patch Circle, Anderson, Indiana 46013
Telephone: 765-642-RACE (7223) Fax: 765-683-2599

Meet Period

March 24, 2009 - July 11, 2009 (Standardbred)
July 30, 2009 - October 24, 2009 (Thoroughbred/Quarter Horse)
(143 Racing Days - 63 Flat Racing; 80 Standardbred Racing)

Track Stats

Grandstand Seating Capacity: 1,750
Barn Area Stall Space: 980
Size of Track: Length: 7/8 mile, Width: 90 feet

Off Track Betting Parlor Locations

Ft Wayne OTB - 1820 West Washington Center Road; Phone: (260) 490-9006
Indianapolis OTB - 110 West Washington St.; Phone: (317) 656-7223
Merrillville OTB - 7610 Broadway; (219)-755-0000



Mailing Address

4200 N Michigan Rd, Shelbyville, Indiana 46176
Telephone: 317-421-0000 Fax: 317-421-0100

Meet Period

April 20 - July 15, 2009 (Thoroughbred/Quarter Horse)
July 24, 2009 - November 10, 2009 (Standardbred)
(142 Racing Days -62 Flat Racing; 80 Standardbred Racing)

Track Stats

Grandstand Seating Capacity: 800
Barn Area Stall Space: 644
Size of Track: Length: 1 mile, Width: 80 feet;
7 Furlong Turf Course, Width: 98 feet

Off Track Betting Parlor Locations

Evansville OTB - 5480 E Indiana St; Phone: (812) 280-1013
Clarksville OTB - 650 Eastern Blvd.; Phone: (812) 473-8910

Indiana Horse Racing Commission

Commissioners



Sarah McNaught
Chairman

Sarah McNaught Chairman
Alan Armstrong Vice-Chairman
Jim Lauck Member
Doug Grimes Member
Steve Schaefer Member

Commission Senior Staff

Joe Gorajec Executive Director
Deena Pitman Assistant Executive Director
Terry Richwine Director of Security
Wendi Samuelson-Dull Controller
Jessica Barnes Director of Racing & Breed Development



Joe Gorajec
Executive Director

Race Track Staff

Pat Adams Assistant Director of Security
Richard Wilbur Investigator
Brad Jones Investigator
Abi Meister Licensing Supervisor
Erin Ward Indiana Downs Licensing Manager
Ashley Timbrook Hoosier Park Licensing Manager

To further assist the Commission with its regulatory responsibilities, individuals below provided professional or technical service at Hoosier Park and Indiana Downs during the 2009 racing season.

Standardbred Judges

Timothy Schmitz, Presiding Judge
Jim Curran, Associate Judge
Richard (Dick) DiSantis, Associate Judge

Veterinary Technicians

Stephanie Adams Barbara Sigman
Claudia Shaff Cheryl Morris
Jenny Baughman Yvonne Stephens

Thoroughbred Stewards

Gary Wilfert, Sr. State Steward
Stanley Bowker, Sr. State Steward
Tim Day, Associate Steward
Rick Evans, Associate Steward
Dan Fick, Associate Steward

Laboratory Technicians

Lou Ann Barnett Jane Koors-Mahan
Lee Ann Wallen Vickie McElhaney
Patty Cawthorn Janet Curran

Commission Veterinarians

Melinda Poole, DVM
Katie Ivester, DVM
Janice Sojka, DVM
Jason Hammelman, DVM
Beth Barno, DVM
Jared Gould, DVM
Robert Ferguson, DVM

Racing Inspectors

Karla Vaughn
Shelly McCracken-Rania

Live Racing at Tracks

Standardbred	Hoosier Park	Indiana Downs	Total
Number of Dates	80	79*	159
Total Handle	\$2,396,283	\$1,526,367	\$3,922,650
Average Daily Handle	\$29,954	\$19,321	\$49,275
Thoroughbred	Hoosier Park	Indiana Downs	Total
Number of Dates	63	62	125
Total Handle	\$1,986,641	\$2,053,989	\$4,040,630
Average Daily Handle	\$31,534	\$33,129	\$64,663
Quarter Horse	Hoosier Park	Indiana Downs	Total
Number of Races	97	81*	178
Total Handle	\$210,481	\$255,157	\$465,638
Average <u>Per-Race</u> Handle	\$2,170	\$3,150	\$5,320
Total Live Handle	Hoosier Park	Indiana Downs	Total
	\$4,593,405	\$3,835,513	\$8,428,918

(*Loss of one Standardbred race date due to inclement weather.)

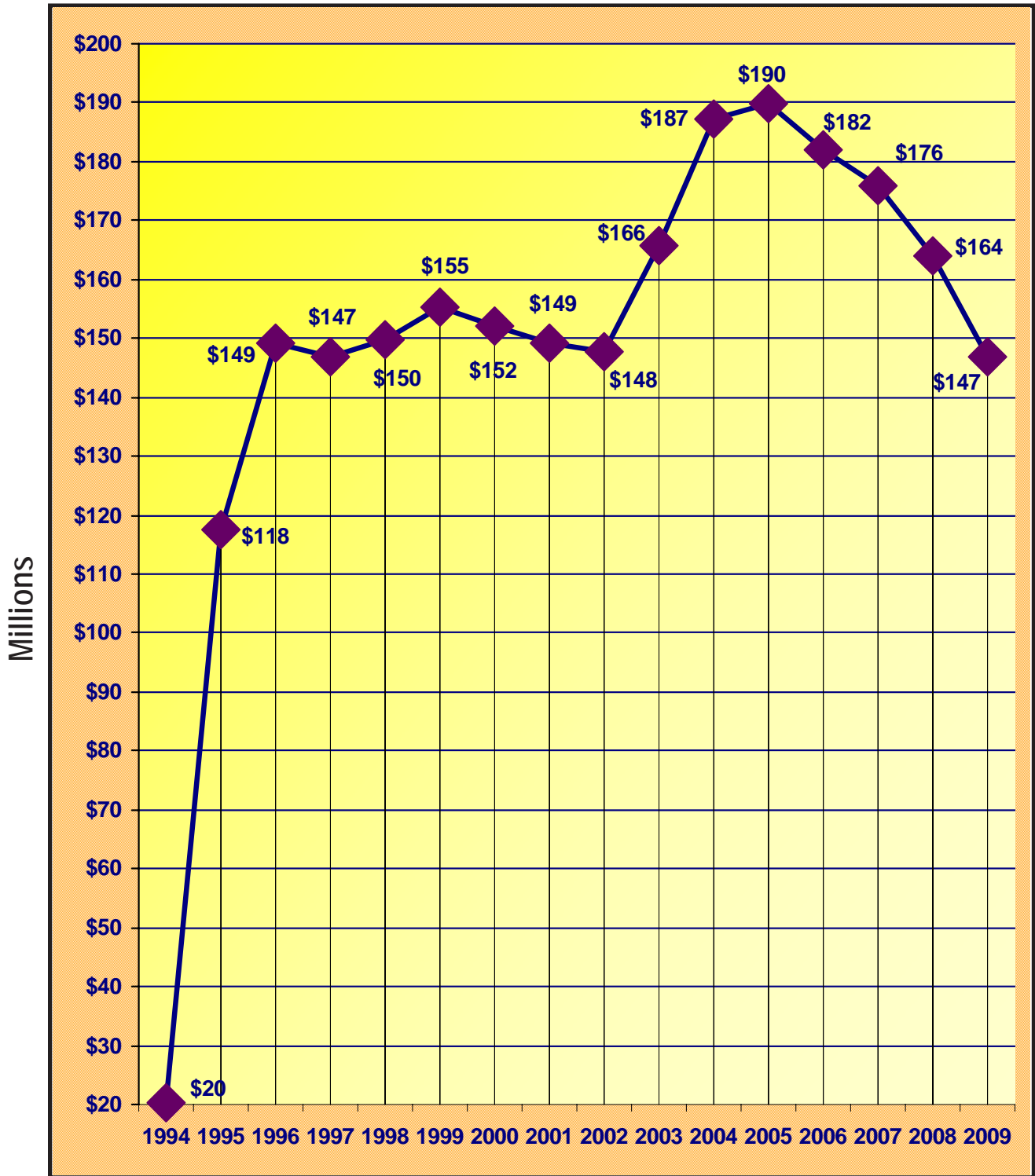
Simulcast Handle

Export Handle ⁽¹⁾	Hoosier Park	Indiana Downs	Total
Thoroughbred	\$38,782,387	\$55,637,012	\$94,419,399
Standardbred	33,708,328	31,136,154	64,844,482
Quarter Horse	2,924,901	2,320,310	5,245,211
Total Simulcast Handle	\$75,415,616	\$89,093,476	\$164,509,092
Average Daily Export Handle	Hoosier Park	Indiana Downs	Total
Thoroughbred	\$615,593	\$897,371	\$1,512,964
Standardbred	421,354	394,129	815,483
Quarter Horse *	30,154	28,646	
			<small>*Quarter Horse handle is calculated on a per race basis not daily.</small>
In-State Handle ⁽²⁾	Hoosier Park	Indiana Downs	Total
Thoroughbred/Quarter Horses	\$59,654,911	\$52,498,652	\$112,153,563
Standardbred	17,726,026	8,893,628	26,619,654
Total In-State Handle	\$77,380,937	\$61,392,280	\$138,773,217

(1) Hoosier Park wagered \$1,756,778 on Indiana Downs' simulcast signal (\$998,520 on standardbred and \$758,258 on thoroughbred + Quarter Horse). Indiana Downs wagered \$1,183,988 on Hoosier Park's simulcast signal (\$668,918 on thoroughbred + Quarter Horse and \$515,070 on standardbred). These handle numbers are included in the "Export Handle" above by source of signal and in "In-State Handle" by location of wager.

(2) Handle at Indiana OTB's on racing originating in-state is accounted for in "In-State Handle" source of wager (i.e. Hoosier Park's OTB handle on Hoosier Park's live racing is attributed to Hoosier Park).

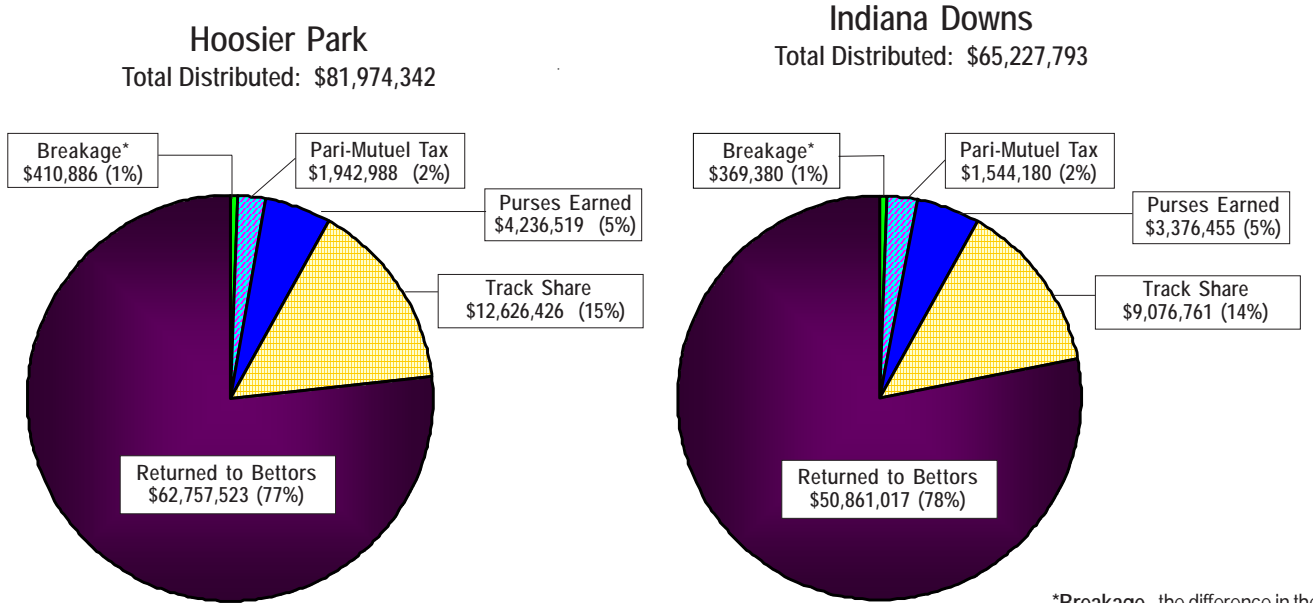
Total In-State Handle



(Handle - money wagered by the betting public on pari-mutuel races.)

Distribution of the Wagering Dollar

The following is a breakdown of the distribution of all monies wagered at both Hoosier Park and Indiana Downs and their satellite facilities:



*Breakage - the difference in the rounding off of pari-mutuel payoffs.

State Revenues

The following are the direct state revenues collected in accordance with the pari-mutuel statute IC 4-31:

Hoosier Park	
Pari-Mutuel Tax	\$ 1,942,988
Track Reimbursement for Officials	285,105
Occupational License Fees	133,135
Satellite Facility Fee	303,501
Fines and Civil Penalties Paid	25,510
Track Permit and License Fees	8,000
Total	\$2,698,239
Indiana Downs	
Pari-Mutuel Tax	\$1,544,180
Track Reimbursement for Officials	283,659
Occupational License Fees	151,540
Satellite Facility Fee	239,638
Fines and Civil Penalties Paid	36,450
Track Permit and License Fees	7,000
Total	\$2,262,467
Total State Revenue \$ 4,960,706	

The direct revenue received by the State of Indiana exceeded the cost of regulation. Indiana Horse Racing Commission operating expenditures for calendar year 2009 were \$2,359,716.

Occupational Licensing

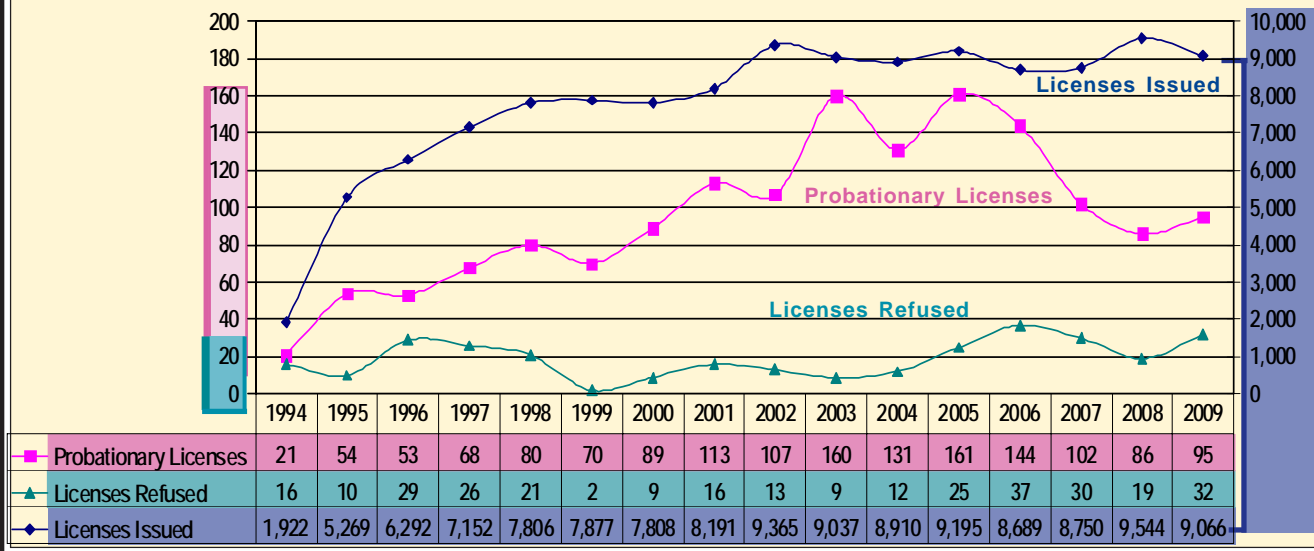
Pursuant to IC 4-31-6 and 71 IAC 5-1-1, all persons participating in pari-mutuel racing under the jurisdiction of the Commission are required to be licensed. The licensing process is the backbone of the Commission's regulatory efforts. Each prospective licensee is fingerprinted.

The Federal Bureau of Investigation (FBI) provides the Commission with criminal histories of all applicants. The Commission may refuse or deny the application for licensure of any person whose criminal or racing violation record is contrary to the public's best interest.

2009

Category	Count	Category	Count
Owner, Thoroughbred	1,845	Owner/Trainer, TB/QH	33
Owner, Standardbred	1,623	Racing Official	33
Groom	1,230	Owner, TB/QH	30
Stable Name	650	Farrier	30
Track Employee	549	Trainer, Quarter Horse	19
Owner/Trainer, Thoroughbred	370	Jockey Agent	18
Vendor Employee	356	Pony Rider	18
Owner/Trainer/Driver	253	Other	18
Owner, Quarter Horse	239	Gate Crew	15
Trainer, Thoroughbred	231	Trainer, TB/QH	15
Owner/Trainer, Standardbred	221	Authorized Agent, Standardbred	13
Pari-Mutuel Clerk	203	Valet	12
Track Security	180	Practicing Veterinarian	10
Trainer, Standardbred	120	Vet. Helper	12
Jockey	117	Apprentice Jockey	11
Asst. Trainer, Thoroughbred	111	Owner/Driver	9
Driver/Trainer	93	Asst. Trainer, Standardbred	9
Commission Staff	85	Asst. Trainer, Quarter Horse	7
Exercise Rider	70	Authorized Agent, Thoroughbred	6
Track Management	52	Track Veterinarian	5
Vendor/Contractor	47	Equine Dentist	4
Driver	46	Asst. Trainer, TB/QH	4
Owner/Trainer, Quarter Horse	37	Farrier Assistant	4
		Outrider	3

Total Licenses Issued in 2009: 9,066



Equine Drug Testing

Pari-mutuel horse racing can succeed as a legitimate major league sport only if its races are perceived by the wagering public to be honest, competitive contests, free from manipulation by man or drugs. The Commission's drug detection program is one of the nation's most comprehensive and its laboratory, one of the most respected in the racing industry.

Breed	Race Dates	Urine	Blood	Positive Tests
Standardbred	159	1894	2325	14
Thoroughbred/Quarter Horse	125	2468	2692	4
Total	284	4362	5017	18

Truesdail Laboratory in Tustin, California, serves as the primary testing laboratory for the Indiana Horse Racing Commission. Truesdail Laboratory has been a leader in racing chem-

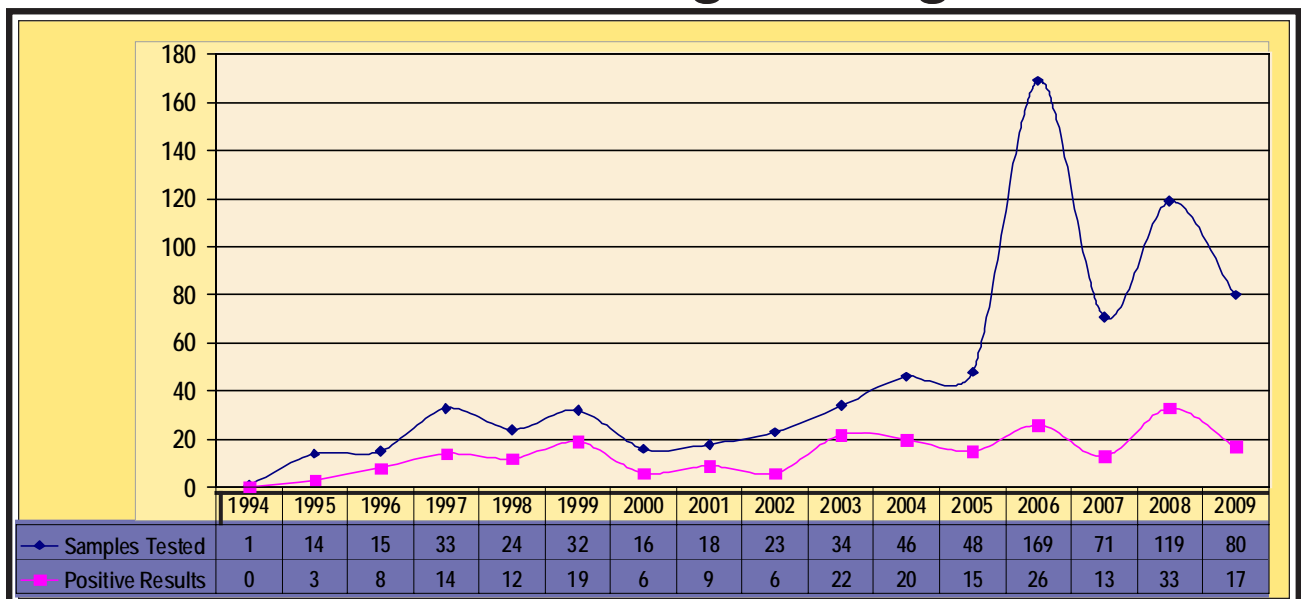
istry and drug-related research for over 50 years. For each positive test, the offending horse was disqualified and placed last. In accordance with the pari-mutuel statute, all purse money earned is ordered returned and redistributed.

The table below represents a further breakdown, by breed, of the name and types of drugs reported by the laboratory.

Number of Violations by Breed			ARCI Drug Classification	Drug Type
SB	TB	QH		
1			Bute (Overage)	nonsteroidal anti-inflammatory
12	3		Flunixin (Overage)	nonsteroidal anti-inflammatory
	1		Promazine Sulfoxide (Class 3)	tranquillizer
1			Methocarbamol (Class 4)	muscle relaxant

(SB = Standardbred; TB = Thoroughbred; QH = Quarter Horse)

Human Drug Testing



Breed Development

Overview

Pursuant to IC 4-31-11, breed development funds have been established to promote the breeding of horses while stimulating the agri-business sector of the state's economy.

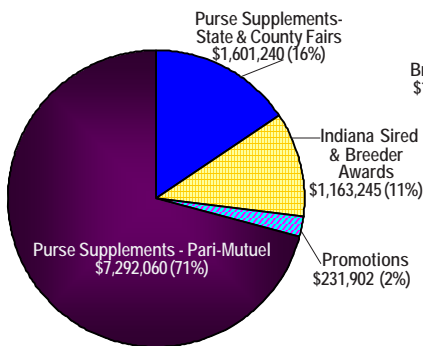
Historically, breed development funds have consisted of breakage (the difference in the rounding off of pari-mutuel payoffs), outs (all uncashed tickets), and riverboat admissions tax allocation. This same funding mechanism has been in place until racinos opened at Indiana's two racetracks in June of 2008. At this time, riverboat

allocation was replaced by an allocation from slot machine wagering at racinos in accordance with 71 IAC 4-35-7-12.

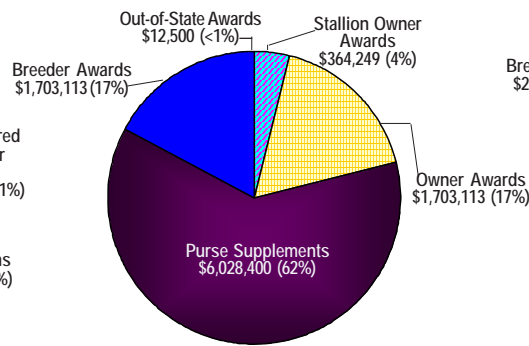
By visiting the commission website (www.in.gov/hrc), information can be obtained regarding eligibility requirements for racing awards such as those described in the charts below. There are detailed instructions on how to register a foal/horse, what applications to use and what type of deadlines apply.

2009 Award Distributions

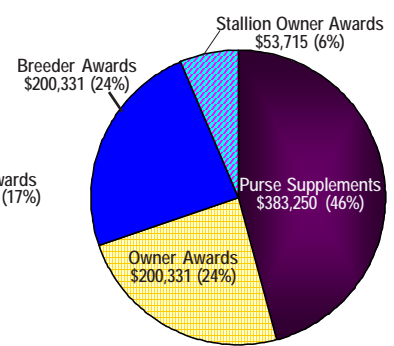
Standardbred Awards
Total Distributed: \$10,288,447



Thoroughbred Awards
Total Distributed: \$9,811,375



Quarter Horse Awards
Total Distributed: \$837,627



2009 Breed Development Fund Revenues

Breed	Breakage	Outstanding Tickets *	Slot Revenue	Total
Standardbred	374,527.68	400,160.74	13,947,117.27	14,721,805.69
Thoroughbred	374,527.68	400,160.74	11,157,693.81	11,932,382.23
Quarter Horse	31,210.64	33,346.72	1,455,351.37	1,519,908.73
Total	\$780,266.00	\$833,668.20	\$26,560,162.45	\$28,174,096.65

* Outstanding ticket revenue is based on tickets purchased in 2008 which expired in 2009.

2009 Breed Development Committee Members

Standardbred Breed Development Advisory Committee

Michael Christner, *Chair*
Don Eash

Standardbred Advisory Board

Scott Snyder, *Chair* Byron Hooley
Dwayne Rhule Randy Dever
Tim Graber Pam Cross
Jessica Barnes, *ExOfficio Member*

Thoroughbred Breed Development Advisory Committee

James Elliott
Jim Hartman

Quarter Horse Breed Development Advisory Committee

Shirley Tresner, *Chair*
Jim Noel
Carol Ecker, DVM

Racino Slot Revenue

The 2007 Indiana Legislature approved slot machine wagering at the State's two pari-mutuel racetracks in accordance with 71 IAC 4-35-7-12. Racino slot revenue began replacing riverboat revenue June, 2008. These funds are distributed to various segments of the racing industry in accordance with Commission rule IC 4-35-7-12. Detailed racino slot revenue distribution is noted in the chart below.

Racino Slot Revenue Allocation

Slot Revenue	2008	2009	Total
AGR	\$204,854,140.56	\$420,100,620.52	\$624,954,761.08
15% of AGR	\$30,728,121.08	\$63,015,093.08	\$93,743,214.16
(MINUS INTEGRITY FEE)	\$30,200,926.23	\$62,515,093.08	\$92,716,019.31
EQUINE PROMOTION/ WELFARE (.5%) TO	\$151,004.63	\$312,575.47	\$463,580.10
SB ASSN (46%)	\$69,462.13	\$143,784.71	\$213,246.84
TO HBPA (46%)	\$69,462.13	\$143,784.71	\$213,246.84
TO IQHRA (8%)	\$12,080.37	\$25,006.04	\$37,086.41
BACKSIDE BENEVOLENCE (2.5%) TO	\$755,023.16	\$1,562,877.34	\$2,317,900.50
SB ASSN (46%)	\$347,310.65	\$718,923.57	\$1,066,234.22
TO HBPA (46%)	\$347,310.65	\$718,923.57	\$1,066,234.22
TO IQHRA (8%)	\$60,401.85	\$125,030.19	\$185,432.04
97% TO RACING	\$29,294,898.45	\$60,639,640.29	\$89,934,538.74
THOROUGHBRED (46%)	\$13,475,653.29	\$27,894,234.54	\$41,369,887.83
OF 46%, 60% TO FOLLOWING:	\$8,085,391.97	\$16,736,540.73	\$24,821,932.70
TB PURSES (97%)	\$7,842,830.21	\$16,234,444.50	\$24,077,274.71
HBPA (2.4%)	\$194,049.41	\$401,676.98	\$595,726.39
OWN & THB ASSN (.6%)	\$48,512.35	\$100,419.24	\$148,931.59
TB BREED DEVELOPMENT- 40%	\$5,390,261.31	\$11,157,693.81	\$16,547,955.12
STANDARD BRED (46%)	\$13,475,653.29	\$27,894,234.54	\$41,369,887.83
OF 46%, 50% TO FOLLOWING:	\$6,737,826.64	\$13,947,117.27	\$20,684,943.91
SB PURSES (96.5%)	\$6,502,002.71	\$13,458,968.16	\$19,960,970.87
SB ASSN (3.5%)	\$235,823.93	\$488,149.10	\$723,973.03
SB BREED DEVELOPMENT- 50%	\$6,737,826.64	\$13,947,117.27	\$20,684,943.91
QUARTER HORSE (8%)	\$2,343,591.88	\$4,851,171.22	\$7,194,763.10
OF 8%, 70% TO FOLLOWING:	\$1,640,514.31	\$3,395,819.86	\$5,036,334.17
QH PURSES (95%)	\$1,558,488.60	\$3,226,028.86	\$4,784,517.46
QHRA ASSN (5%)	\$82,025.72	\$169,790.99	\$251,816.71
QH BREED DEVELOPMENT- 30%	\$703,077.56	\$1,455,351.37	\$2,158,428.93

Indiana Horse Racing Commission

2010 Race Dates by Track Location



March

S	M	T	W	TH	F	S
	1	2	3	4	5	6
7	8	9	10	11	12	13
14	15	16	17	18	19	20
21	22	23	24	25	26	27
28	29	30	31			

April

S	M	T	W	TH	F	S
				1	2	3
4	5	6	7	8	9	10
11	12	13	14	15	16	17
18	19	20	21	22	23	24
25	26	27	28	29	30	

May

S	M	T	W	TH	F	S
						1
2	3	4	5	6	7	8
9	10	11	12	13	14	15
16	17	18	19	20	21	22
23	24	25	26	27	28	29
30	31*	* 1:00 pm Post				

June

S	M	T	W	TH	F	S
		1	2	3	4	5
6	7	8	9	10	11	12
13	14	15	16	17	18	19
20	21	22	23	24	25	26
27	28	29	30			

July

S	M	T	W	TH	F	S
				1	2	3
4	5	6	7	8	9	10
11	12	13	14	15	16	17
18	19	20	21	22	23	24
25	26	27	28	29	30	31

August

S	M	T	W	TH	F	S
1	2	3	4	5	6	7
8	9	10	11	12	13	14
15	16	17	18	19	20	21
22	23	24	25	26	27	28
29	30	31				

September

S	M	T	W	TH	F	S
* 1:00 pm Post			1	2	3	4
5	6*	7	8	9	10	11
12	13	14	15	16	17	18
19	20	21	22	23	24	25
26	27	28	29	30		

October

S	M	T	W	TH	F	S
					1	2
3	4	5	6	7	8	9
10	11	12	13	14	15	16
17	18	19	20	21	22	23
24	25	26	27	28	29	30
31						

Standardbred (80 dates)

March 25th - July 11th
Post: W-Sat 5:30 pm / Sun 1:00 pm

Thoroughbred/QH (63 dates)

July 30th - October 24th
Post: W-Sat 5:30 pm / Sun 1:00 pm



April

S	M	T	W	TH	F	S
				1	2	3
4	5	6	7	8	9	10
11	12	13	14	15	16	17
18	19	20	21	22	23	24
25	26	27	28	29	30	

May

S	M	T	W	TH	F	S
						1
2	3	4	5	6	7	8
9	10	11	12	13	14	15
16	17	18	19	20	21	22
23	24	25	26	27	28	29
30	31					

June

S	M	T	W	TH	F	S
		1	2	3	4	5
6	7	8	9	10	11	12
13	14	15	16	17	18	19
20	21	22	23	24	25	26
27	28	29	30			

July

S	M	T	W	TH	F	S
*3-QH Day*29-4:55 pm				1	2	3*
4	5	6	7	8	9	10
11	12	13	14	15	16	17
18	19	20	21	22	23	24
25	26	27	28	29*	30	31

August

S	M	T	W	TH	F	S
1	2	3	4	5*	6	7
8	9	10	11	12	13	14
15	16	17	18	19	20	21
22	23	24	25	26	27	28
29	30	31	* 4:55 pm Post			

September

S	M	T	W	TH	F	S
			1	2	3	4
5	6	7	8	9	10	11
12	13	14	15	16	17	18
19	20	21	22	23	24	25
26	27	28	29	30		

October

S	M	T	W	TH	F	S
					1	2
3	4	5	6	7	8	9
10	11	12	13	14	15	16
17	18	19	20	21	22	23
24	25	26	27	28	29	30
31						

November

S	M	T	W	TH	F	S
	1	2	3	4	5	6
7	8	9	10	11	12	13
14	15	16	17	18	19	20
21	22	23	24	25	26	27
28	29	30				

Thoroughbred/QH (63 Dates)

April 16th - July 14th
Post: M-W 4:55 pm / F-Sat 6:55 pm

Standardbred (80 Dates)

July 23rd - Nov 9th
Post: M-W 4:55 pm / F-Sat 6:55 pm

Indianapolis Office

Indiana Horse Racing Commission
ISTA Center, Suite 530
150 W. Market St.
Indianapolis, IN 46204
Phone: (317) 233-3119
Fax: (317) 233-4470

www.in.gov/hrc

Field Offices

Indiana Horse Racing Commission
c/o Hoosier Park
4500 Dan Patch Circle
Anderson, IN 46013
Phone: (765) 609-4852
Fax: (765) 683-2568

Indiana Horse Racing Commission
c/o Indiana Downs
4425 N 200 W
Shelbyville, IN 46176
(317)-713-3350
(317)-713-3355