



## DIVISION OF FAMILY RESOURCES

# Wayne County Monthly Management Report May 2017

### State of Indiana

Eric Holcomb  
Governor

### Family and Social Services Administration

Jennifer Walthall, M.D.  
Secretary

### Division of Family Resources

Adrienne Shields  
Director

For questions regarding data on this report contact:  
[office.Communications@fssa.IN.gov](mailto:office.Communications@fssa.IN.gov)



## State of Indiana

Published June 2017



## DIVISION OF FAMILY RESOURCES

### Monthly Management Report

Reporting Month: May 2017

Location: Wayne County

#### TEMPORARY ASSISTANCE FOR NEEDY FAMILIES (TANF)

Child-Only and One-Parent Families	May 31, 2017	April 2017	May 2016	Annual Change
Number of families receiving TANF Grants	116	111	126	-7.94%
Total number of grant recipients	223	218	264	-15.53%
Number of adult grant recipients	19	22	35	-45.71%
Number of child grant recipients	204	196	229	-10.92%
Total payments	\$21,717	\$20,573	\$24,055	-9.72%
Average payment per case	\$187.22	\$185.34	\$190.91	-1.94%
Average payment per recipient	\$97.39	\$94.37	\$91.12	6.88%
Number of cases with benefits reduced to zero	1	2	4	-75.00%
Number of recipients with benefits reduced to zero	2	5	10	-80.00%
Number of adult recipients with benefit reduced to zero	0	0	1	-100.00%
Number of child recipients with benefit reduced to zero	2	5	9	-77.78%

Two-Parent Families	May 31, 2017	April 2017	May 2016	Annual Change
Number of families receiving TANF Grants	3	3	3	0.00%
Total number of grant recipients	7	7	13	-46.15%
Number of adult grant recipients	1	1	4	-75.00%
Number of child grant recipients	6	6	9	-33.33%
Total payments	\$566	\$566	\$800	-29.25%
Average payment per case	\$188.67	\$188.67	\$266.67	-29.25%
Average payment per recipient	\$80.86	\$80.86	\$61.54	31.39%
Number of cases with benefits reduced to zero	0	0	0	0%
Number of recipients with benefits reduced to zero	0	0	0	0%
Number of adult recipients with benefit reduced to zero	0	0	0	0%
Number of child recipients with benefit reduced to zero	0	0	0	0%

**Note:**

All data July 2014 and following will be broken out according to the new DFR region structure effective July 1 2014.

Source:



## DIVISION OF FAMILY RESOURCES

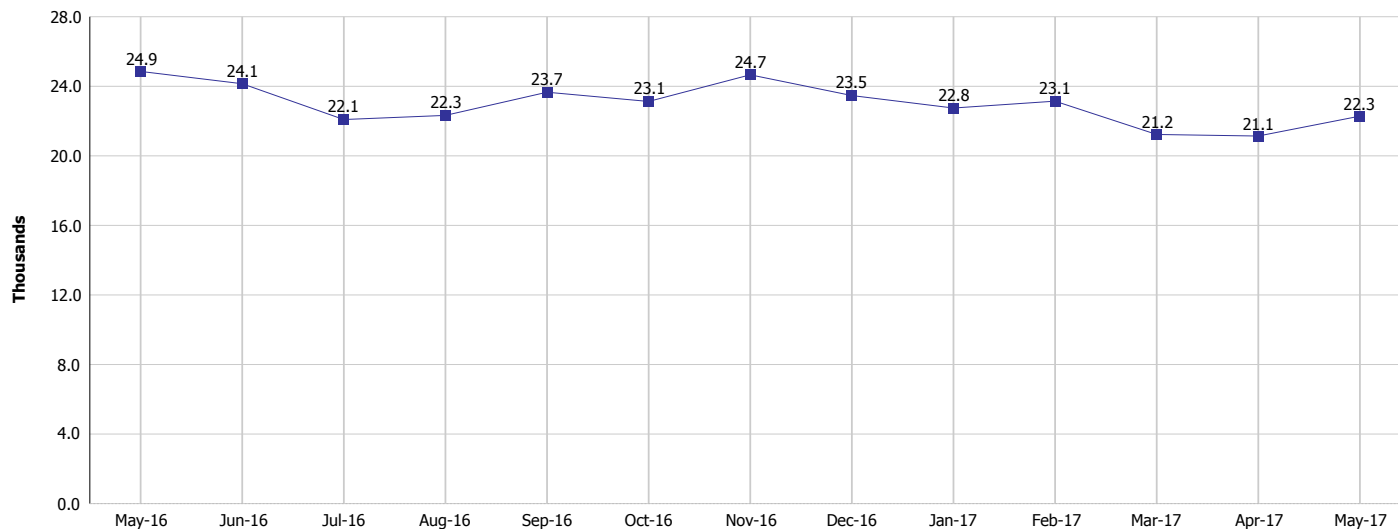
### Monthly Management Report

Reporting Month: May 2017

Location: Wayne County

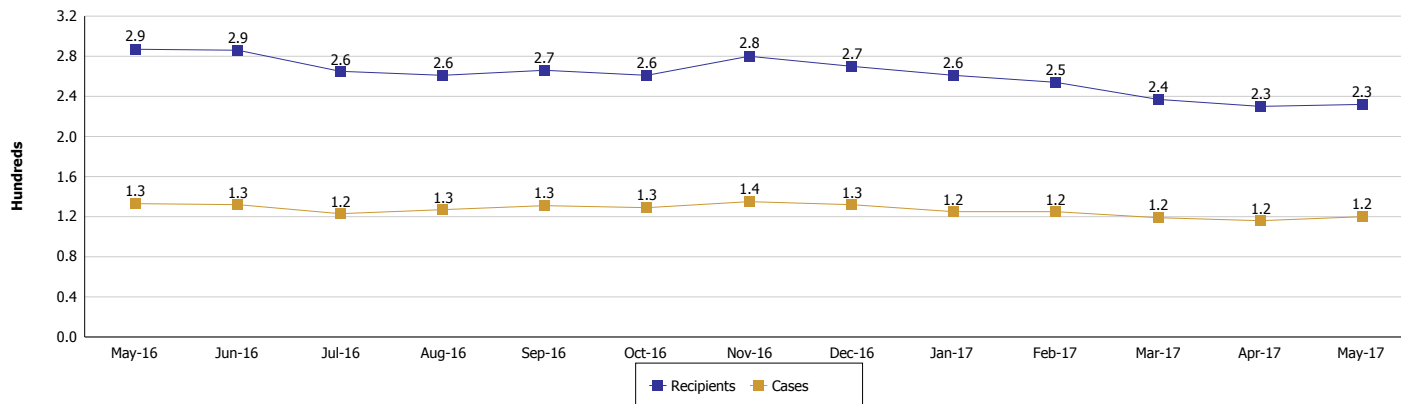
#### TEMPORARY ASSISTANCE FOR NEEDY FAMILIES (TANF)

#### TANF Regular And TANF Two-Parent Cash Assistance



#### TANF Cases and Recipients

(TANF Regular and TANF Two-Parent)



#### Note:

All data July 2014 and following will be broken out according to the new DFR region structure effective July 1 2014.



## DIVISION OF FAMILY RESOURCES

### Monthly Management Report

Reporting Month: May 2017

Location: Wayne County

#### SUPPLEMENTAL NUTRITION ASSISTANCE PROGRAM (SNAP)

	May 2017	April 2017	May 2016	Annual Change
Total issuance	\$992,972	\$977,635	\$1,102,089	-9.90%
Number of households receiving SNAP benefits	4,108	4,121	4,476	-8.22%
Number of recipients	8,608	8,582	9,546	-9.83%
Average issuance per household	\$241.72	\$237.23	\$246.22	-1.83%
Average issuance per recipient	\$115.35	\$113.92	\$115.45	-0.09%

**Note:**

All data July 2014 and following will be broken out according to the new DFR region structure effective July 1 2014.



# DIVISION OF FAMILY RESOURCES

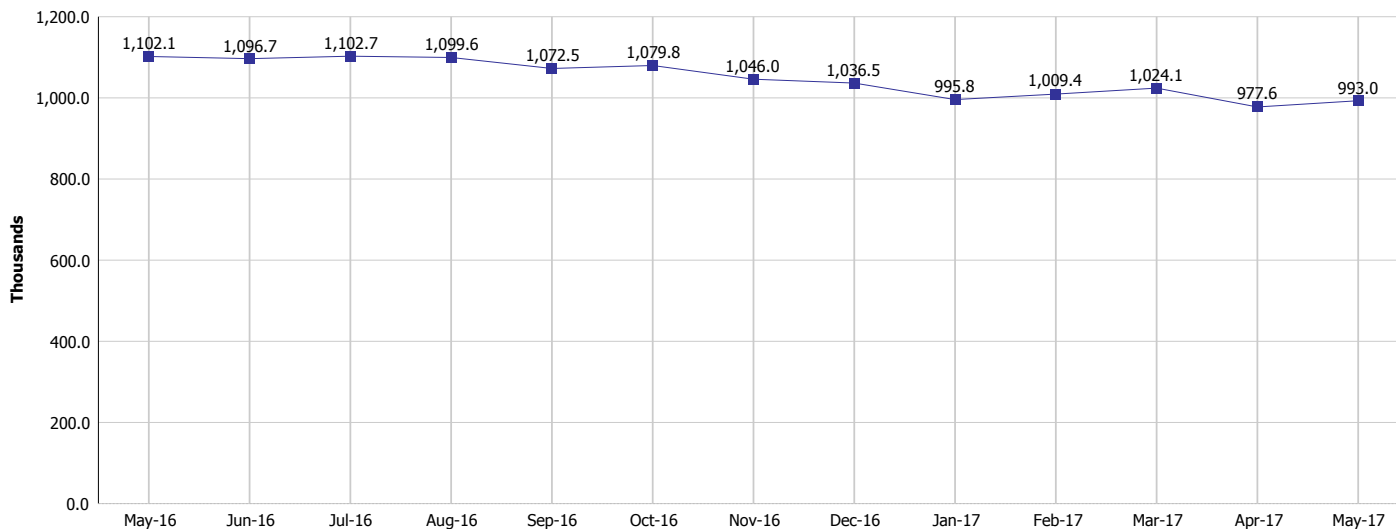
## Monthly Management Report

Reporting Month: May 2017

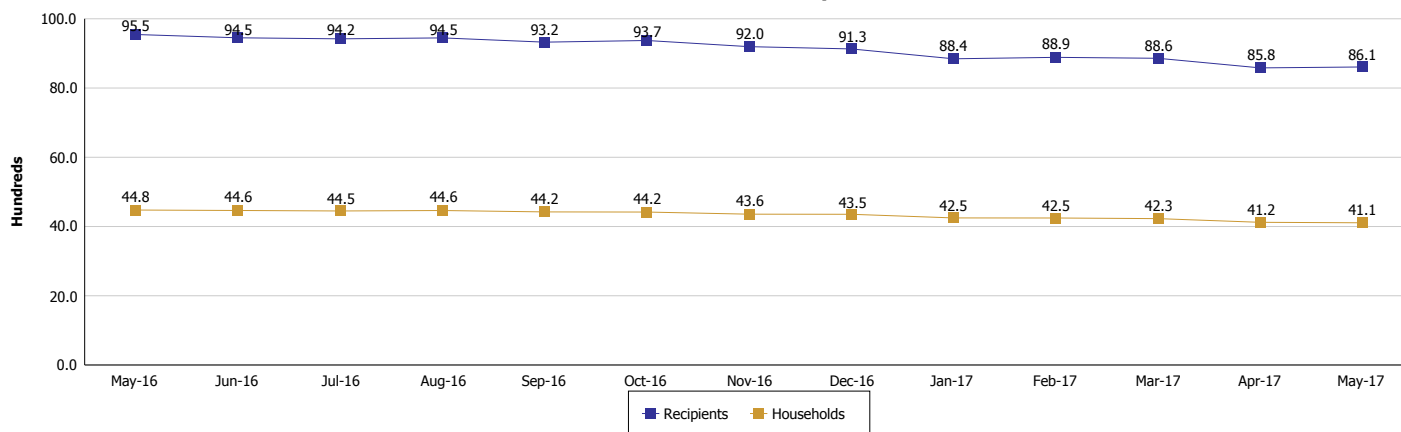
Location: Wayne County

### SUPPLEMENTAL NUTRITION ASSISTANCE PROGRAM (SNAP)

#### SNAP Issuance



#### SNAP Households and Recipients



#### Note:

All data July 2014 and following will be broken out according to the new DFR region structure effective July 1 2014.



## DIVISION OF FAMILY RESOURCES

### Monthly Management Report

Reporting Month: May 2017

Location: Wayne County

#### HIP 2.0 and SNAP

	May 2017	April 2017	May 2016	Annual Change
Total HIP 2.0 Members	5,182	5,171	4,913	5.48%
HIP Members also SNAP Recipients	1,919	1,933	2,101	-8.66%
Percentage HIP Members SNAP Recipients	37.0%	37.4%	42.8%	0.77%
HIP Members SNAP ABAWDs	60	71	92	-34.78%
Percentage HIP Members SNAP ABAWDs	1.2%	1.4%	1.9%	0.77%

**Note:**

All data July 2014 and following will be broken out according to the new DFR region structure effective July 1 2014.



## DIVISION OF FAMILY RESOURCES

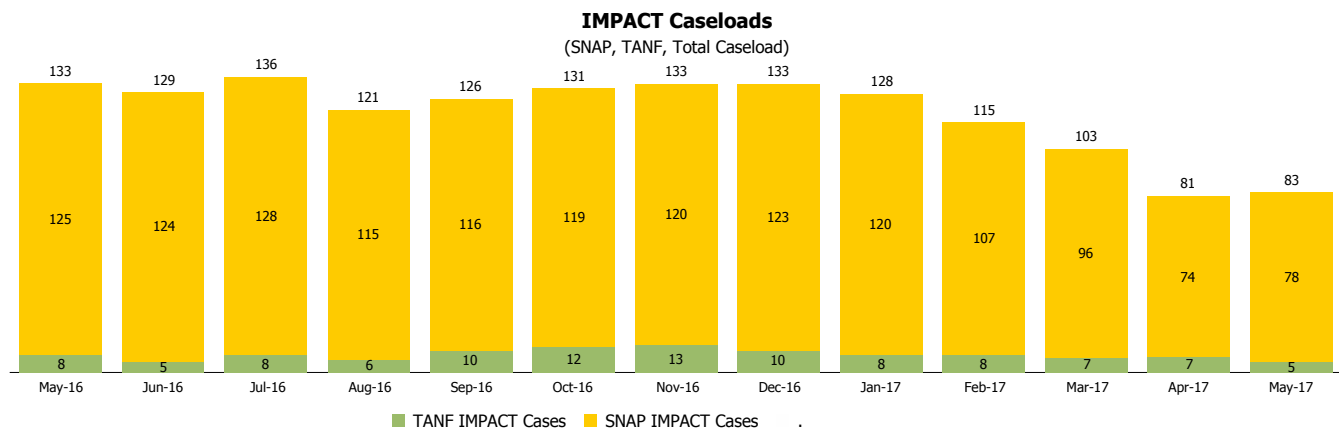
### Monthly Management Report

Reporting Month: May 2017

Location: Wayne County

#### INDIANA MANPOWER PLACEMENT AND COMPREHENSIVE TRAINING (IMPACT)

	May 2017	April 2017	May 2016	Annual Change
Number of IMPACT cases	83	81	133	-37.59%
Number of TANF IMPACT adults	5	7	8	-37.50%
Number of SNAP IMPACT Cases	78	74	125	-37.60%
Total number of adults employed	8	23	24	-66.67%
Number of TANF IMPACT adults newly employed (within past 30 days)	0	1	3	-100.00%
Number of SNAP IMPACT adults employed	8	22	21	-61.90%
Total number of adults ineligible due to employment	75	87	106	-29.25%
Number of TANF adults ineligible due to employment	0	0	0	
Number of SNAP adults ineligible due to employment	75	87	106	-29.25%



**Note:**

All data July 2014 and following will be broken out according to the new DFR region structure effective July 1 2014.