



DIVISION OF FAMILY RESOURCES

Union County Monthly Management Report May 2017

State of Indiana

Eric Holcomb
Governor

Family and Social Services Administration

Jennifer Walthall, M.D.
Secretary

Division of Family Resources

Adrienne Shields
Director

For questions regarding data on this report contact:
office.Communications@fssa.IN.gov



State of Indiana

Published June 2017



DIVISION OF FAMILY RESOURCES

Monthly Management Report

Reporting Month: May 2017

Location: Union County

TEMPORARY ASSISTANCE FOR NEEDY FAMILIES (TANF)

Child-Only and One-Parent Families	May 31, 2017	April 2017	May 2016	Annual Change
Number of families receiving TANF Grants	7	7	14	-50.00%
Total number of grant recipients	13	12	19	-31.58%
Number of adult grant recipients	1	1	3	-66.67%
Number of child grant recipients	12	11	16	-25.00%
Total payments	\$1,267	\$1,208	\$2,040	-37.89%
Average payment per case	\$181.00	\$172.57	\$145.71	24.22%
Average payment per recipient	\$97.46	\$100.67	\$107.37	-9.23%
Number of cases with benefits reduced to zero	0	0	0	0%
Number of recipients with benefits reduced to zero	0	0	0	0%
Number of adult recipients with benefit reduced to zero	0	0	0	0%
Number of child recipients with benefit reduced to zero	0	0	0	0%

Two-Parent Families	May 31, 2017	April 2017	May 2016	Annual Change
Number of families receiving TANF Grants	0	0	0	0%
Total number of grant recipients	0	0	0	0%
Number of adult grant recipients	0	0	0	0%
Number of child grant recipients	0	0	0	0%
Total payments	\$0	\$0	\$0	0%
Average payment per case	\$0.00	\$0.00	\$0.00	0.00%
Average payment per recipient	\$0.00	\$0.00	\$0.00	0.00%
Number of cases with benefits reduced to zero	0	0	0	0%
Number of recipients with benefits reduced to zero	0	0	0	0%
Number of adult recipients with benefit reduced to zero	0	0	0	0%
Number of child recipients with benefit reduced to zero	0	0	0	0%

Note:

All data July 2014 and following will be broken out according to the new DFR region structure effective July 1 2014.

Source:



DIVISION OF FAMILY RESOURCES

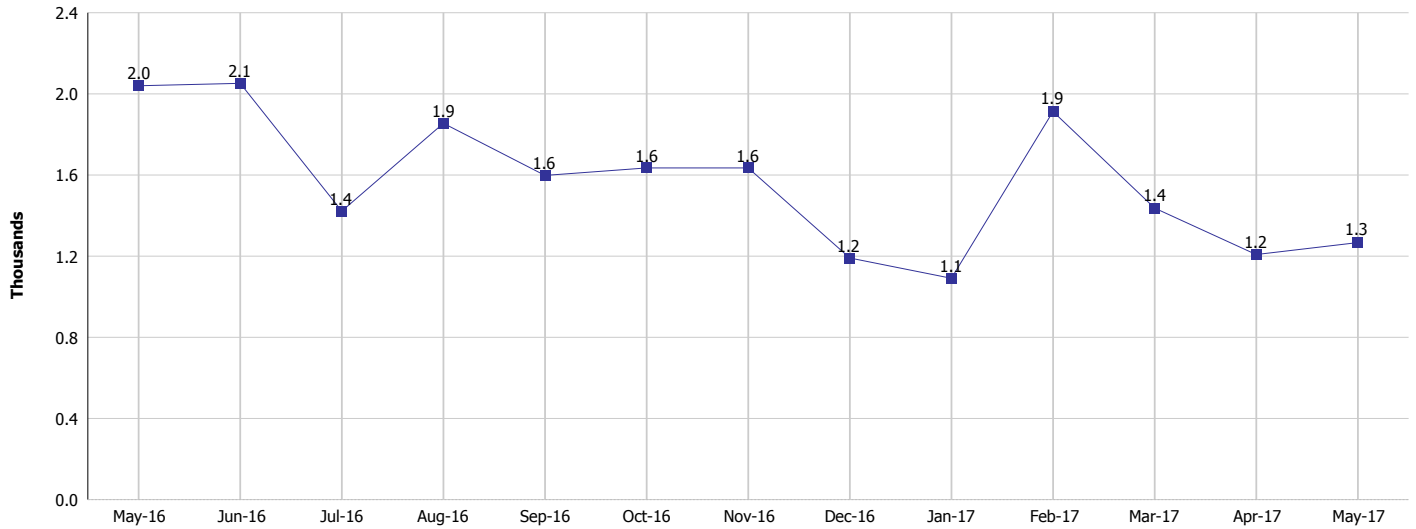
Monthly Management Report

Reporting Month: May 2017

Location: Union County

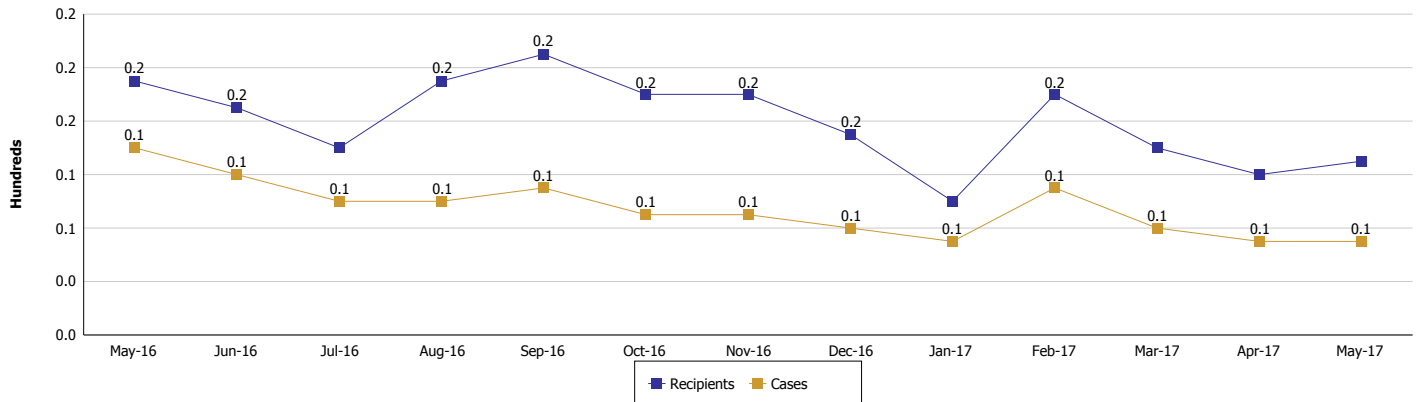
TEMPORARY ASSISTANCE FOR NEEDY FAMILIES (TANF)

TANF Regular And TANF Two-Parent Cash Assistance



TANF Cases and Recipients

(TANF Regular and TANF Two-Parent)



Note:

All data July 2014 and following will be broken out according to the new DFR region structure effective July 1 2014.



DIVISION OF FAMILY RESOURCES

Monthly Management Report

Reporting Month: May 2017

Location: Union County

SUPPLEMENTAL NUTRITION ASSISTANCE PROGRAM (SNAP)

	May 2017	April 2017	May 2016	Annual Change
Total issuance	\$60,771	\$62,943	\$77,919	-22.01%
Number of households receiving SNAP benefits	268	280	332	-19.28%
Number of recipients	571	601	719	-20.58%
Average issuance per household	\$226.76	\$224.8	\$234.7	-3.38%
Average issuance per recipient	\$106.43	\$104.73	\$108.37	-1.79%

Note:

All data July 2014 and following will be broken out according to the new DFR region structure effective July 1 2014.



DIVISION OF FAMILY RESOURCES

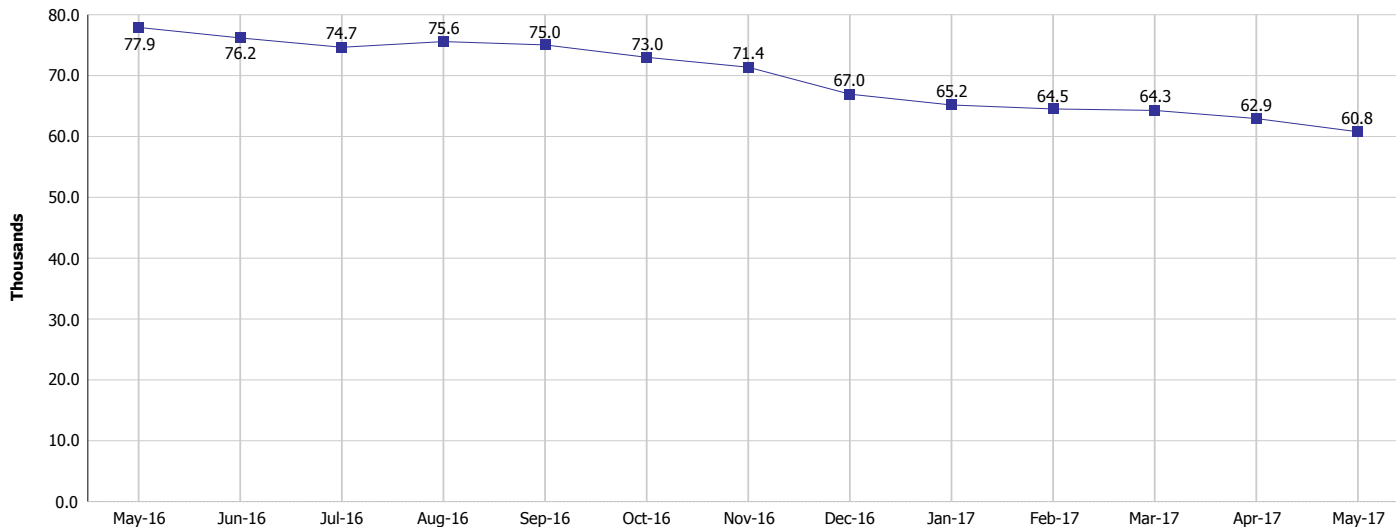
Monthly Management Report

Reporting Month: May 2017

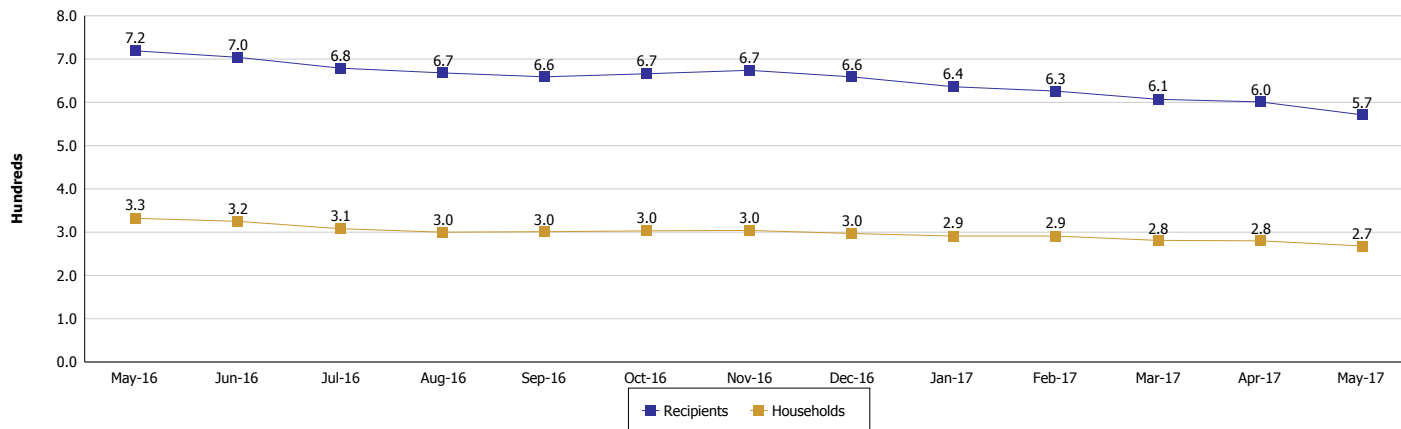
Location: Union County

SUPPLEMENTAL NUTRITION ASSISTANCE PROGRAM (SNAP)

SNAP Issuance



SNAP Households and Recipients



Note:

All data July 2014 and following will be broken out according to the new DFR region structure effective July 1 2014.



DIVISION OF FAMILY RESOURCES

Monthly Management Report

Reporting Month: May 2017

Location: Union County

HIP 2.0 and SNAP

	May 2017	April 2017	May 2016	Annual Change
Total HIP 2.0 Members	465	468	430	8.14%
HIP Members also SNAP Recipients	146	151	178	-17.98%
Percentage HIP Members SNAP Recipients	31.4%	32.3%	41.4%	0.16%
HIP Members SNAP ABAWDs	3	5	5	-40.00%
Percentage HIP Members SNAP ABAWDs	0.6%	1.1%	1.2%	0.16%

Note:

All data July 2014 and following will be broken out according to the new DFR region structure effective July 1 2014.



DIVISION OF FAMILY RESOURCES

Monthly Management Report

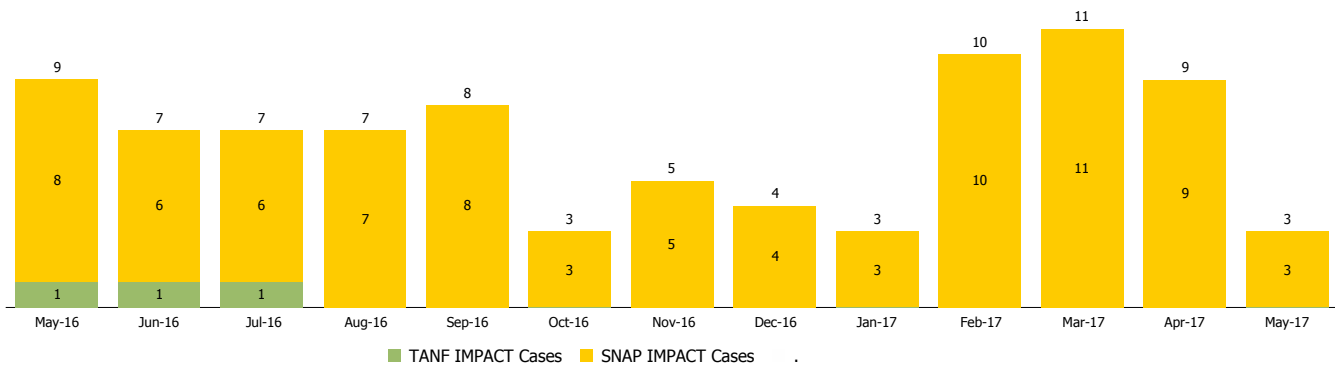
Reporting Month: May 2017

Location: Union County

INDIANA MANPOWER PLACEMENT AND COMPREHENSIVE TRAINING (IMPACT)

	May 2017	April 2017	May 2016	Annual Change
Number of IMPACT cases	3	9	9	-66.67%
Number of TANF IMPACT adults	0	0	1	-100.00%
Number of SNAP IMPACT Cases	3	9	8	-62.50%
Total number of adults employed	1	2	5	-80.00%
Number of TANF IMPACT adults newly employed (within past 30 days)	0	0	1	-100.00%
Number of SNAP IMPACT adults employed	1	2	4	-75.00%
Total number of adults ineligible due to employment	13	8	5	160.00%
Number of TANF adults ineligible due to employment	0	0	0	
Number of SNAP adults ineligible due to employment	13	8	5	160.00%

IMPACT Caseloads
(SNAP, TANF, Total Caseload)



Note:

All data July 2014 and following will be broken out according to the new DFR region structure effective July 1 2014.