



## DIVISION OF FAMILY RESOURCES

# Putnam County Monthly Management Report May 2017

### State of Indiana

Eric Holcomb  
Governor

### Family and Social Services Administration

Jennifer Walthall, M.D.  
Secretary

### Division of Family Resources

Adrienne Shields  
Director

For questions regarding data on this report contact:  
[office.Communications@fssa.IN.gov](mailto:office.Communications@fssa.IN.gov)



## State of Indiana

Published June 2017



## DIVISION OF FAMILY RESOURCES

### Monthly Management Report

Reporting Month: May 2017

Location: Putnam County

#### TEMPORARY ASSISTANCE FOR NEEDY FAMILIES (TANF)

Child-Only and One-Parent Families	May 31, 2017	April 2017	May 2016	Annual Change
Number of families receiving TANF Grants	27	28	21	28.57%
Total number of grant recipients	49	49	37	32.43%
Number of adult grant recipients	1	3	3	-66.67%
Number of child grant recipients	48	46	34	41.18%
Total payments	\$5,449	\$4,942	\$3,937	38.40%
Average payment per case	\$201.81	\$176.50	\$187.48	7.65%
Average payment per recipient	\$111.20	\$100.86	\$106.41	4.51%
Number of cases with benefits reduced to zero	1	1	0	0%
Number of recipients with benefits reduced to zero	1	1	0	0%
Number of adult recipients with benefit reduced to zero	0	0	0	0%
Number of child recipients with benefit reduced to zero	1	1	0	0%

Two-Parent Families	May 31, 2017	April 2017	May 2016	Annual Change
Number of families receiving TANF Grants	1	1	1	0.00%
Total number of grant recipients	4	4	4	0.00%
Number of adult grant recipients	2	2	2	0.00%
Number of child grant recipients	2	2	2	0.00%
Total payments	\$288	\$288	\$346	-16.76%
Average payment per case	\$288.00	\$288.00	\$346.00	-16.76%
Average payment per recipient	\$72.00	\$72.00	\$86.50	-16.76%
Number of cases with benefits reduced to zero	0	0	0	0%
Number of recipients with benefits reduced to zero	0	0	0	0%
Number of adult recipients with benefit reduced to zero	0	0	0	0%
Number of child recipients with benefit reduced to zero	0	0	0	0%

**Note:**

All data July 2014 and following will be broken out according to the new DFR region structure effective July 1 2014.

Source:



## DIVISION OF FAMILY RESOURCES

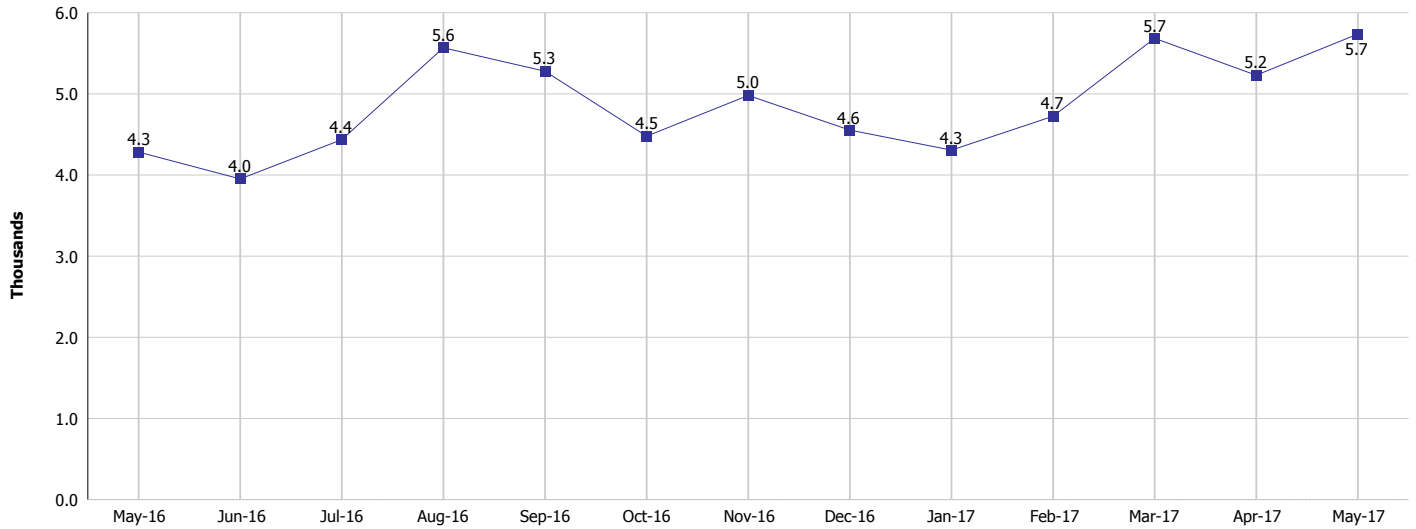
### Monthly Management Report

Reporting Month: May 2017

Location: Putnam County

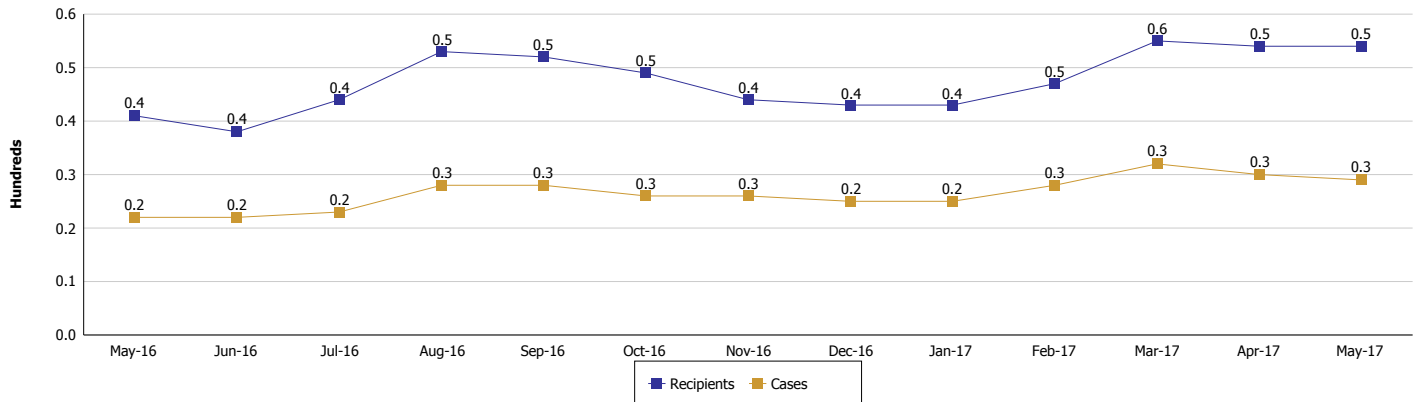
#### TEMPORARY ASSISTANCE FOR NEEDY FAMILIES (TANF)

#### TANF Regular And TANF Two-Parent Cash Assistance



#### TANF Cases and Recipients

(TANF Regular and TANF Two-Parent)



#### Note:

All data July 2014 and following will be broken out according to the new DFR region structure effective July 1 2014.



## DIVISION OF FAMILY RESOURCES

### Monthly Management Report

Reporting Month: May 2017

Location: Putnam County

#### SUPPLEMENTAL NUTRITION ASSISTANCE PROGRAM (SNAP)

	May 2017	April 2017	May 2016	Annual Change
Total issuance	\$326,839	\$327,829	\$356,696	-8.37%
Number of households receiving SNAP benefits	1,227	1,227	1,318	-6.90%
Number of recipients	2,763	2,778	3,011	-8.24%
Average issuance per household	\$266.37	\$267.18	\$270.63	-1.57%
Average issuance per recipient	\$118.29	\$118.01	\$118.46	-0.14%

**Note:**

All data July 2014 and following will be broken out according to the new DFR region structure effective July 1 2014.



# DIVISION OF FAMILY RESOURCES

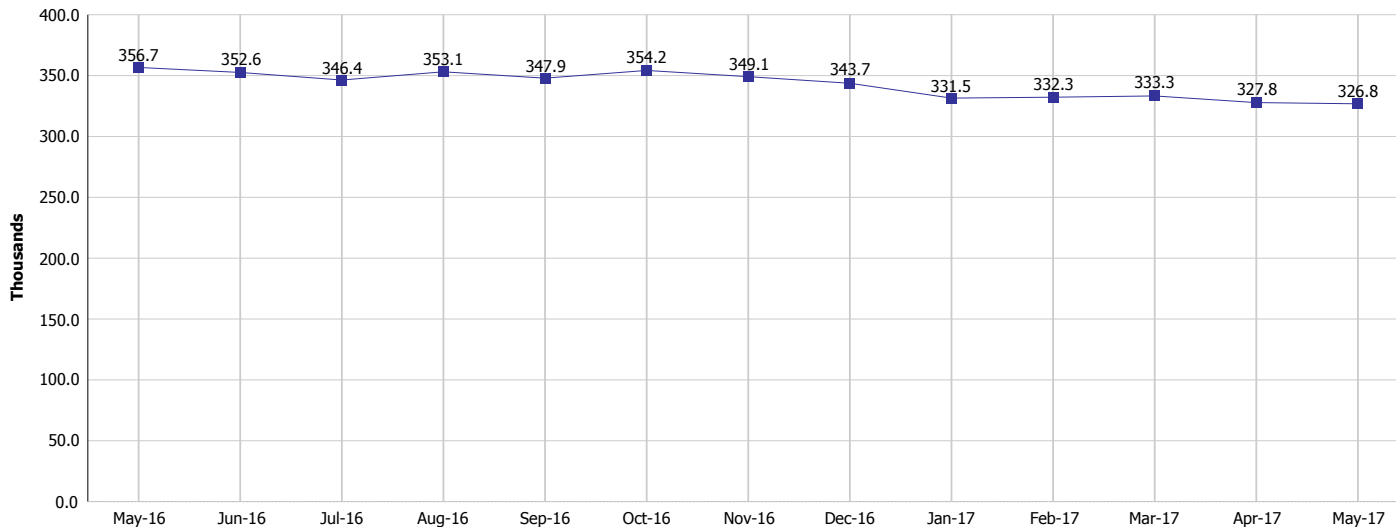
## Monthly Management Report

Reporting Month: May 2017

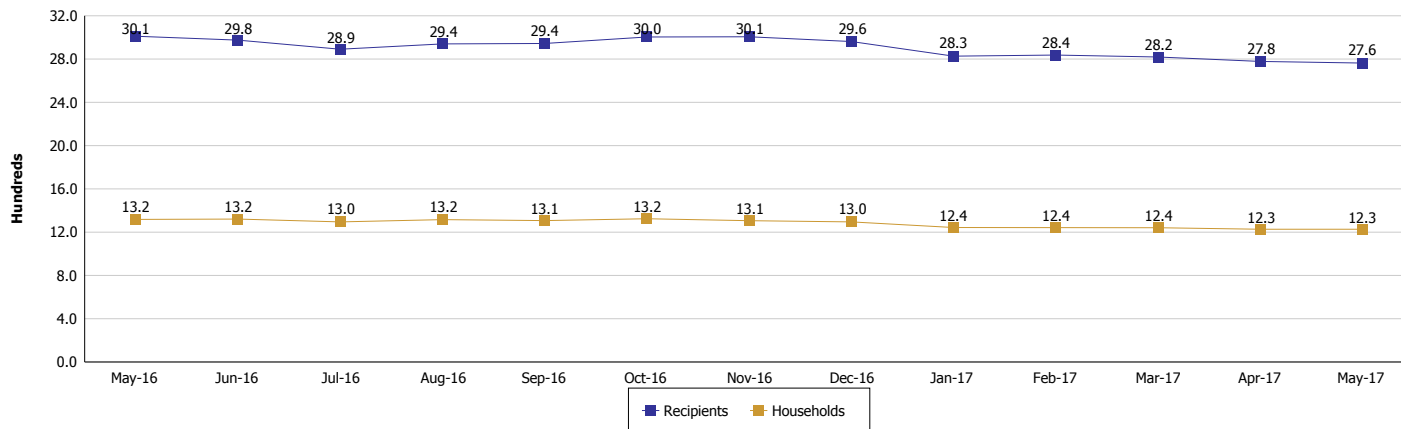
Location: Putnam County

### SUPPLEMENTAL NUTRITION ASSISTANCE PROGRAM (SNAP)

#### SNAP Issuance



#### SNAP Households and Recipients



#### Note:

All data July 2014 and following will be broken out according to the new DFR region structure effective July 1 2014.



## DIVISION OF FAMILY RESOURCES

### Monthly Management Report

Reporting Month: May 2017

Location: Putnam County

#### HIP 2.0 and SNAP

	May 2017	April 2017	May 2016	Annual Change
Total HIP 2.0 Members	1,992	1,965	1,782	11.78%
HIP Members also SNAP Recipients	709	722	750	-5.47%
Percentage HIP Members SNAP Recipients	35.6%	36.7%	42.1%	6.72%
HIP Members SNAP ABAWDs	16	16	14	14.29%
Percentage HIP Members SNAP ABAWDs	0.8%	0.8%	0.8%	6.72%

**Note:**

All data July 2014 and following will be broken out according to the new DFR region structure effective July 1 2014.



## DIVISION OF FAMILY RESOURCES

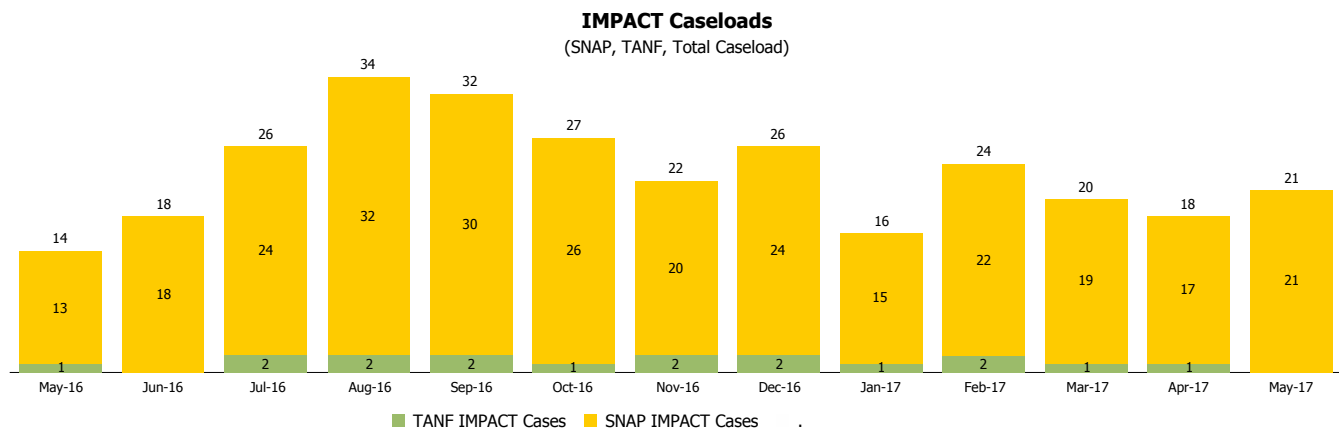
### Monthly Management Report

Reporting Month: May 2017

Location: Putnam County

#### INDIANA MANPOWER PLACEMENT AND COMPREHENSIVE TRAINING (IMPACT)

	May 2017	April 2017	May 2016	Annual Change
Number of IMPACT cases	21	18	14	50.00%
Number of TANF IMPACT adults	0	1	1	-100.00%
Number of SNAP IMPACT Cases	21	17	13	61.54%
Total number of adults employed	1	9	6	-83.33%
Number of TANF IMPACT adults newly employed (within past 30 days)	0	0	0	
Number of SNAP IMPACT adults employed	1	9	6	-83.33%
Total number of adults ineligible due to employment	26	28	47	-44.68%
Number of TANF adults ineligible due to employment	0	0	0	
Number of SNAP adults ineligible due to employment	26	28	47	-44.68%



**Note:**

All data July 2014 and following will be broken out according to the new DFR region structure effective July 1 2014.