



DIVISION OF FAMILY RESOURCES

Pike County Monthly Management Report July 2017

State of Indiana

Eric Holcomb
Governor

Family and Social Services Administration

Jennifer Walthall, M.D.
Secretary

Division of Family Resources

Adrienne Shields
Director

For questions regarding data on this report contact:
office.Communications@fssa.IN.gov



State of Indiana

Published August 2017



DIVISION OF FAMILY RESOURCES

Monthly Management Report

Reporting Month: July 2017

Location: Pike County

TEMPORARY ASSISTANCE FOR NEEDY FAMILIES (TANF)

Child-Only and One-Parent Families	Jul 31, 2017	June 2017	July 2016	Annual Change
Number of families receiving TANF Grants	7	9	10	-30.00%
Total number of grant recipients	12	17	18	-33.33%
Number of adult grant recipients	2	2	2	0.00%
Number of child grant recipients	10	15	16	-37.50%
Total payments	\$1,239	\$1,693	\$1,832	-32.37%
Average payment per case	\$177.00	\$188.11	\$183.20	-3.38%
Average payment per recipient	\$103.25	\$99.59	\$101.78	1.45%
Number of cases with benefits reduced to zero	1	1	0	0%
Number of recipients with benefits reduced to zero	1	2	0	0%
Number of adult recipients with benefit reduced to zero	0	0	0	0%
Number of child recipients with benefit reduced to zero	1	2	0	0%

Two-Parent Families	Jul 31, 2017	June 2017	July 2016	Annual Change
Number of families receiving TANF Grants	0	0	0	0%
Total number of grant recipients	0	0	0	0%
Number of adult grant recipients	0	0	0	0%
Number of child grant recipients	0	0	0	0%
Total payments	\$0	\$0	\$0	0%
Average payment per case	\$0.00	\$0.00	\$0.00	0.00%
Average payment per recipient	\$0.00	\$0.00	\$0.00	0.00%
Number of cases with benefits reduced to zero	0	0	0	0%
Number of recipients with benefits reduced to zero	0	0	0	0%
Number of adult recipients with benefit reduced to zero	0	0	0	0%
Number of child recipients with benefit reduced to zero	0	0	0	0%

Note:

All data July 2014 and following will be broken out according to the new DFR region structure effective July 1 2014.

Source:



DIVISION OF FAMILY RESOURCES

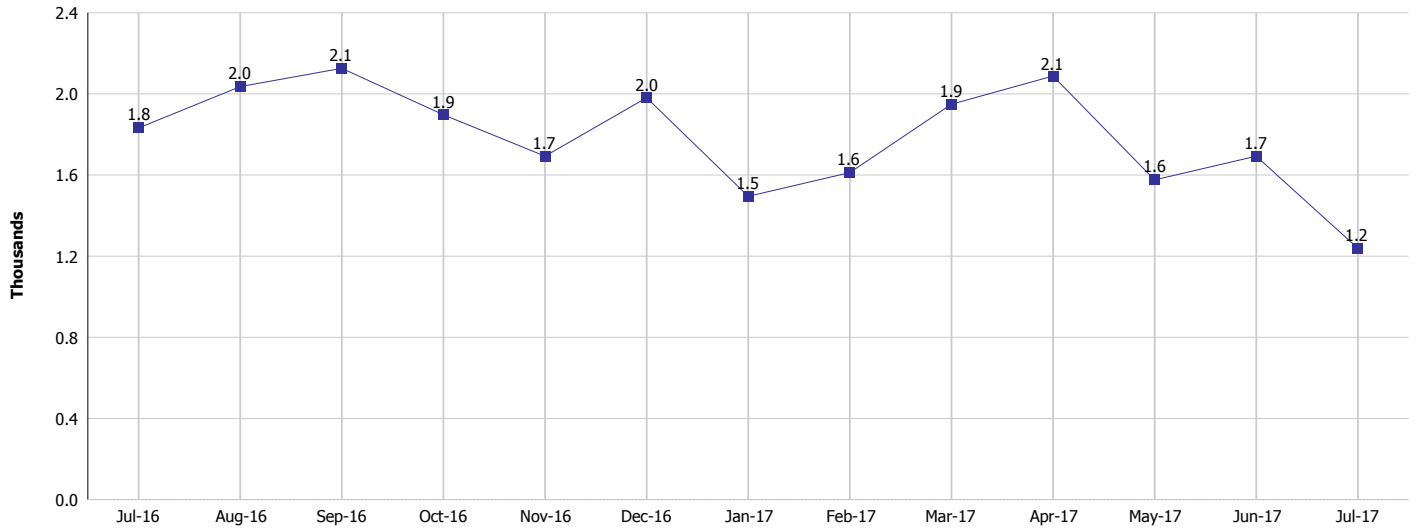
Monthly Management Report

Reporting Month: July 2017

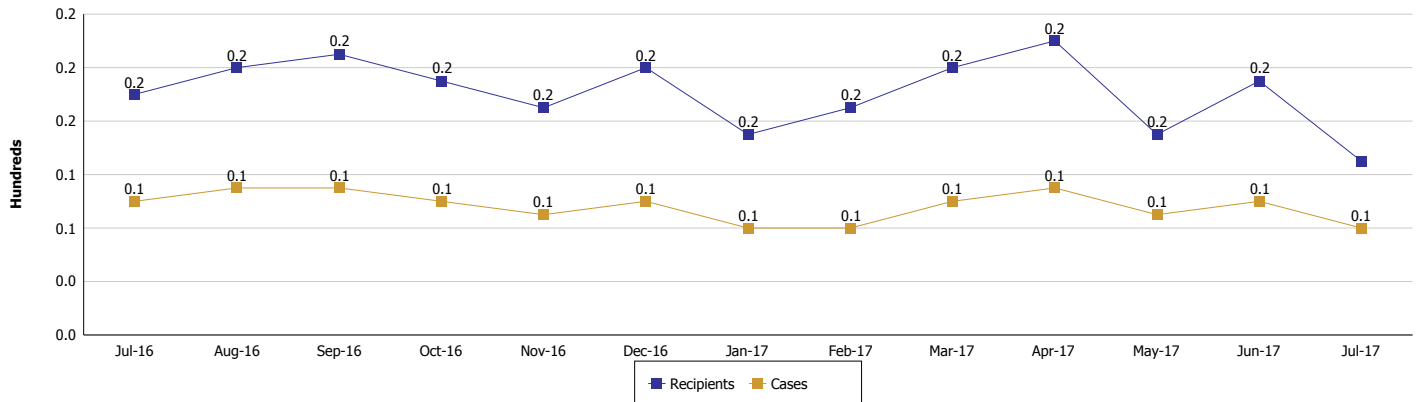
Location: Pike County

TEMPORARY ASSISTANCE FOR NEEDY FAMILIES (TANF)

TANF Regular And TANF Two-Parent Cash Assistance



TANF Cases and Recipients
(TANF Regular and TANF Two-Parent)



Note:

All data July 2014 and following will be broken out according to the new DFR region structure effective July 1 2014.



DIVISION OF FAMILY RESOURCES

Monthly Management Report

Reporting Month: July 2017

Location: Pike County

SUPPLEMENTAL NUTRITION ASSISTANCE PROGRAM (SNAP)

	July 2017	June 2017	July 2016	Annual Change
Total issuance	\$108,537	\$106,620	\$114,095	-4.87%
Number of households receiving SNAP benefits	474	476	497	-4.63%
Number of recipients	984	965	1,071	-8.12%
Average issuance per household	\$228.98	\$223.99	\$229.57	-0.26%
Average issuance per recipient	\$110.3	\$110.49	\$106.53	3.54%

Note:

All data July 2014 and following will be broken out according to the new DFR region structure effective July 1 2014.



DIVISION OF FAMILY RESOURCES

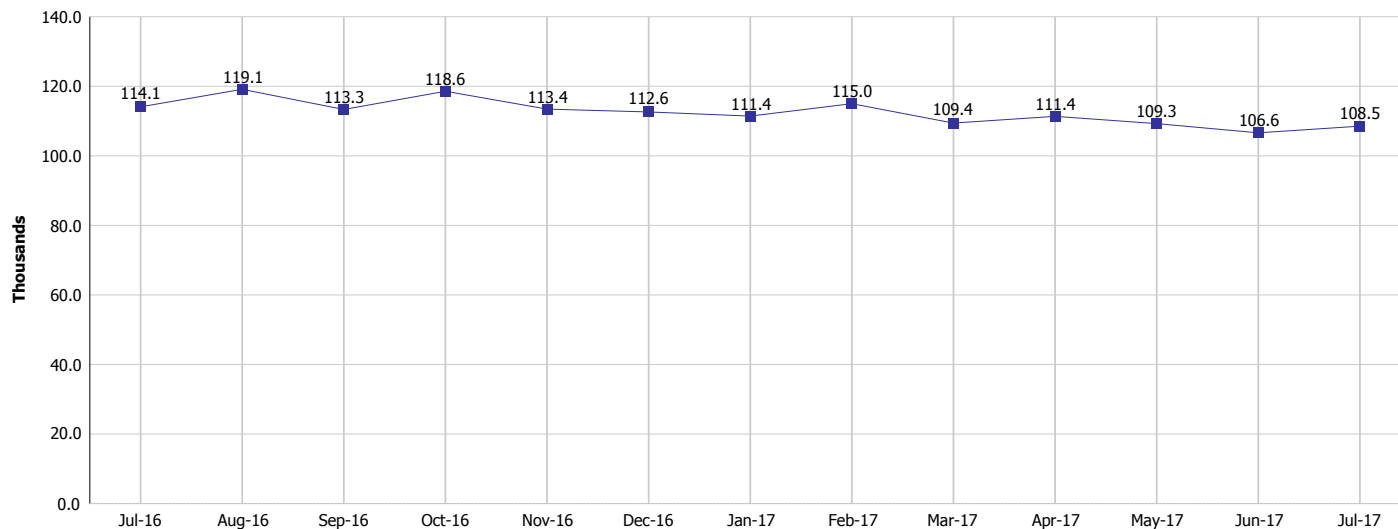
Monthly Management Report

Reporting Month: July 2017

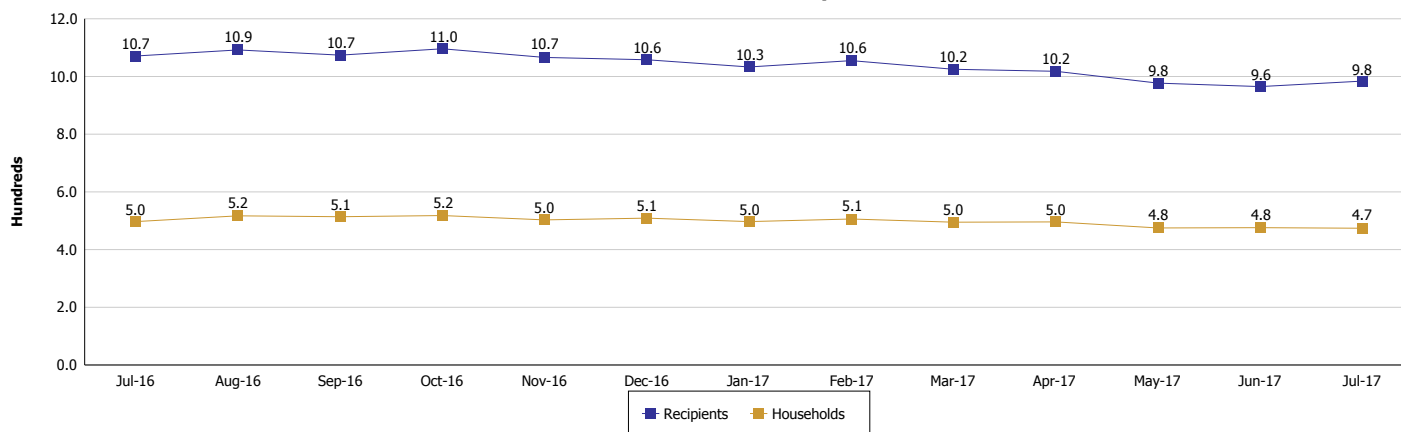
Location: Pike County

SUPPLEMENTAL NUTRITION ASSISTANCE PROGRAM (SNAP)

SNAP Issuance



SNAP Households and Recipients



Note:

All data July 2014 and following will be broken out according to the new DFR region structure effective July 1 2014.



DIVISION OF FAMILY RESOURCES

Monthly Management Report

Reporting Month: July 2017

Location: Pike County

HIP 2.0 and SNAP

	July 2017	June 2017	July 2016	Annual Change
Total HIP 2.0 Members	807	803	738	9.35%
HIP Members also SNAP Recipients	281	276	270	4.07%
Percentage HIP Members SNAP Recipients	34.8%	34.4%	36.6%	7.78%
HIP Members SNAP ABAWDs	7	7	8	-12.50%
Percentage HIP Members SNAP ABAWDs	0.9%	0.9%	1.1%	7.78%

Note:

All data July 2014 and following will be broken out according to the new DFR region structure effective July 1 2014.



DIVISION OF FAMILY RESOURCES

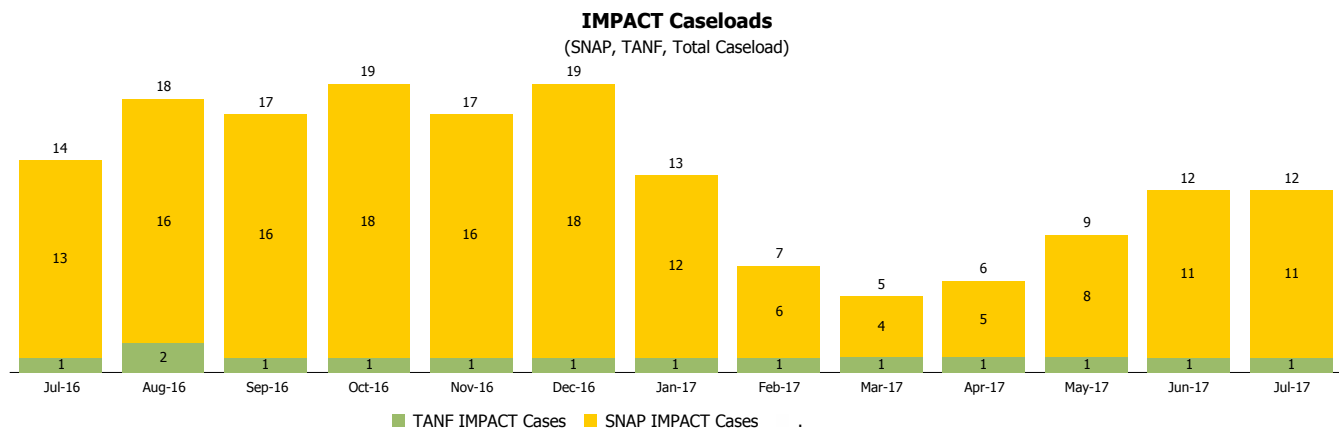
Monthly Management Report

Reporting Month: July 2017

Location: Pike County

INDIANA MANPOWER PLACEMENT AND COMPREHENSIVE TRAINING (IMPACT)

	July 2017	June 2017	July 2016	Annual Change
Number of IMPACT cases	12	12	14	-14.29%
Number of TANF IMPACT adults	1	1	1	0.00%
Number of SNAP IMPACT Cases	11	11	13	-15.38%
Total number of adults employed	2	2	6	-66.67%
Number of TANF IMPACT adults newly employed (within past 30 days)	0	0	0	
Number of SNAP IMPACT adults employed	2	2	6	-66.67%
Total number of adults ineligible due to employment	7	12	9	-22.22%
Number of TANF adults ineligible due to employment	0	0	0	
Number of SNAP adults ineligible due to employment	7	12	9	-22.22%



Note:

All data July 2014 and following will be broken out according to the new DFR region structure effective July 1 2014.