



## DIVISION OF FAMILY RESOURCES

# Parke County Monthly Management Report October 2017

### State of Indiana

Eric Holcomb  
Governor

### Family and Social Services Administration

Jennifer Walthall, M.D.  
Secretary

### Division of Family Resources

Adrienne Shields  
Director

For questions regarding data on this report contact:  
[office.Communications@fssa.IN.gov](mailto:office.Communications@fssa.IN.gov)



## State of Indiana

Published November 2017



## DIVISION OF FAMILY RESOURCES

### Monthly Management Report

Reporting Month: October 2017

Location: Parke County

#### TEMPORARY ASSISTANCE FOR NEEDY FAMILIES (TANF)

Child-Only and One-Parent Families	Oct 31, 2017	September 2017	October 2016	Annual Change
Number of families receiving TANF Grants	21	22	22	-4.55%
Total number of grant recipients	35	35	33	6.06%
Number of adult grant recipients	2	1	1	100.00%
Number of child grant recipients	33	34	32	3.12%
Total payments	\$3,701	\$3,750	\$3,862	-4.17%
Average payment per case	\$176.24	\$170.45	\$175.55	0.39%
Average payment per recipient	\$105.74	\$107.14	\$117.03	-9.64%
Number of cases with benefits reduced to zero	0	1	1	-100.00%
Number of recipients with benefits reduced to zero	0	2	2	-100.00%
Number of adult recipients with benefit reduced to zero	0	1	1	-100.00%
Number of child recipients with benefit reduced to zero	0	1	1	-100.00%

Two-Parent Families	Oct 31, 2017	September 2017	October 2016	Annual Change
Number of families receiving TANF Grants	0	0	1	-100.00%
Total number of grant recipients	0	0	3	-100.00%
Number of adult grant recipients	0	0	1	-100.00%
Number of child grant recipients	0	0	2	-100.00%
Total payments	\$0	\$0	\$288	-100.00%
Average payment per case	\$0.00	\$0.00	\$288.00	-100.00%
Average payment per recipient	\$0.00	\$0.00	\$96.00	-100.00%
Number of cases with benefits reduced to zero	0	0	0	0%
Number of recipients with benefits reduced to zero	0	0	0	0%
Number of adult recipients with benefit reduced to zero	0	0	0	0%
Number of child recipients with benefit reduced to zero	0	0	0	0%

**Note:**

All data July 2014 and following will be broken out according to the new DFR region structure effective July 1 2014.

Source:



## DIVISION OF FAMILY RESOURCES

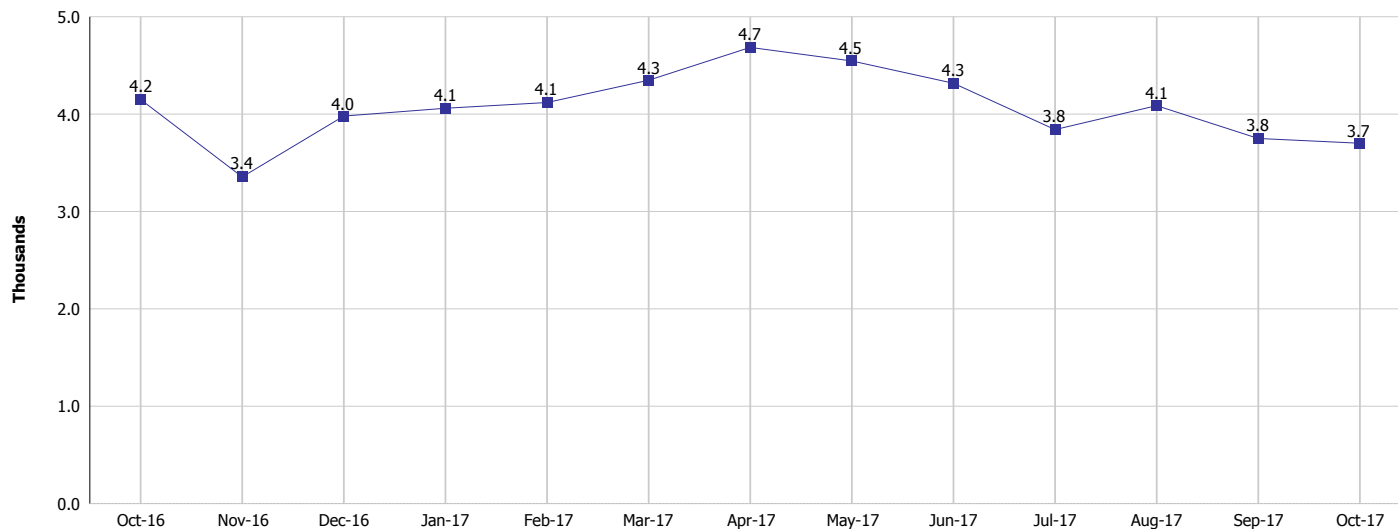
### Monthly Management Report

Reporting Month: October 2017

Location: Parke County

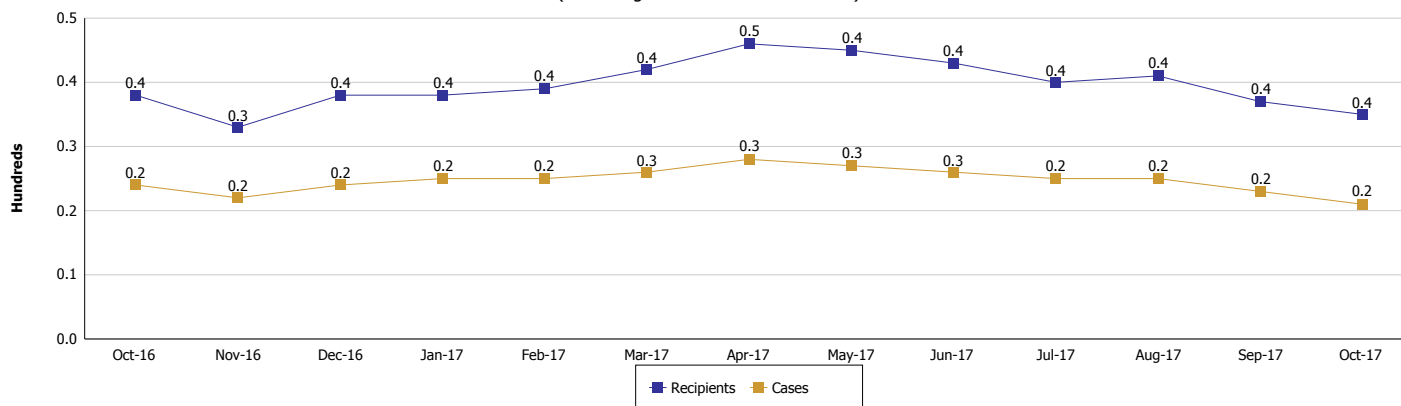
#### TEMPORARY ASSISTANCE FOR NEEDY FAMILIES (TANF)

#### TANF Regular And TANF Two-Parent Cash Assistance



#### TANF Cases and Recipients

(TANF Regular and TANF Two-Parent)



#### Note:

All data July 2014 and following will be broken out according to the new DFR region structure effective July 1 2014.



## DIVISION OF FAMILY RESOURCES

### Monthly Management Report

Reporting Month: October 2017

Location: Parke County

#### SUPPLEMENTAL NUTRITION ASSISTANCE PROGRAM (SNAP)

	October 2017	September 2017	October 2016	Annual Change
Total issuance	\$182,373	\$182,244	\$199,875	-8.76%
Number of households receiving SNAP benefits	684	683	724	-5.52%
Number of recipients	1,651	1,659	1,813	-8.94%
Average issuance per household	\$266.63	\$266.83	\$276.07	-3.42%
Average issuance per recipient	\$110.46	\$109.85	\$110.25	0.19%

**Note:**

All data July 2014 and following will be broken out according to the new DFR region structure effective July 1 2014.



# DIVISION OF FAMILY RESOURCES

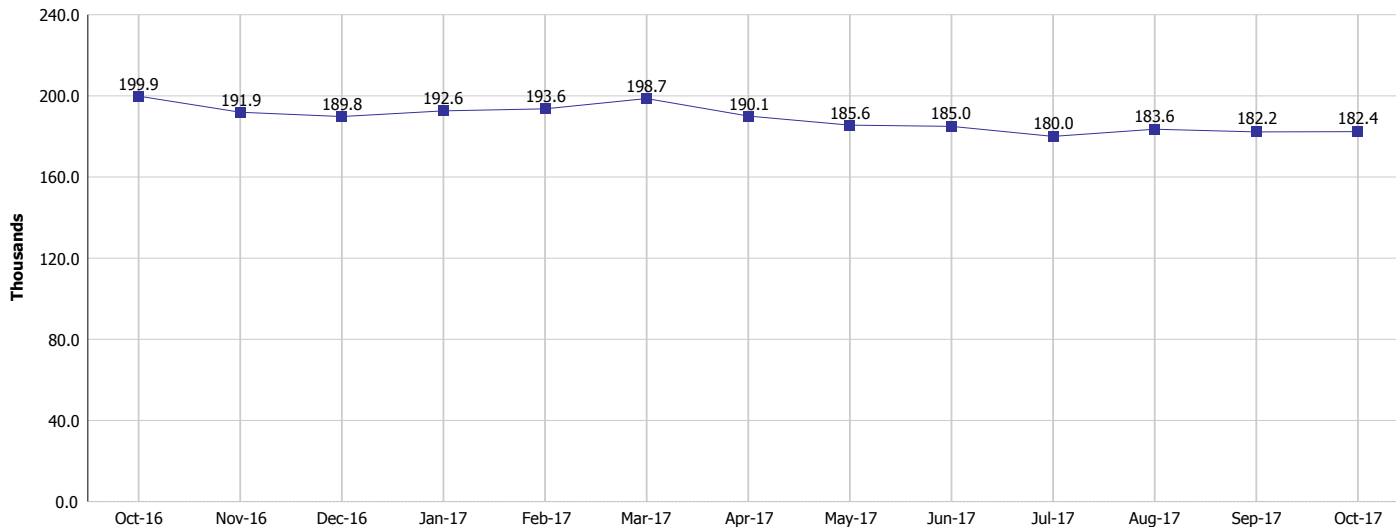
## Monthly Management Report

Reporting Month: October 2017

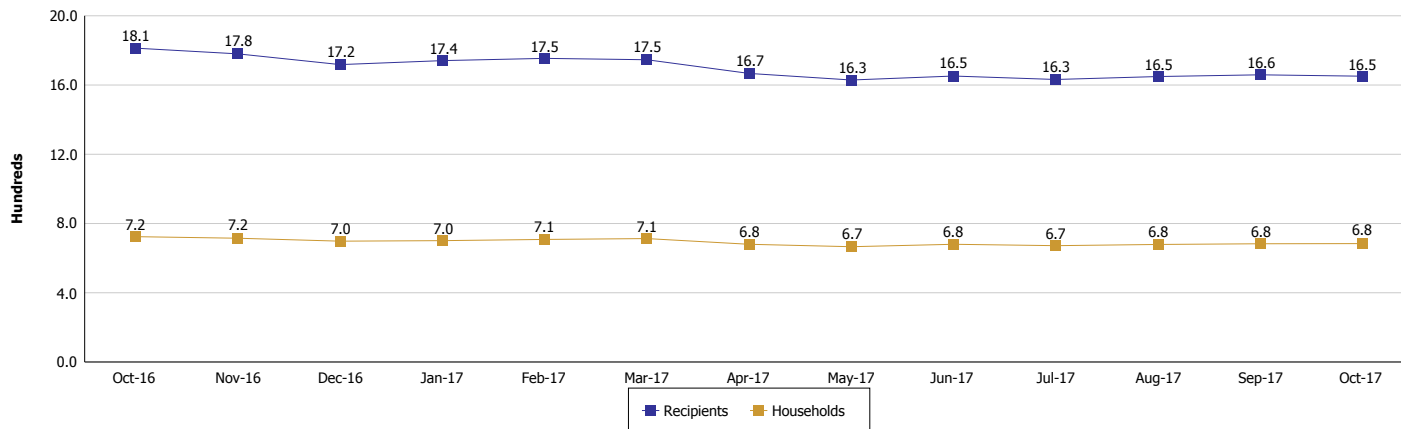
Location: Parke County

### SUPPLEMENTAL NUTRITION ASSISTANCE PROGRAM (SNAP)

#### SNAP Issuance



#### SNAP Households and Recipients



#### Note:

All data July 2014 and following will be broken out according to the new DFR region structure effective July 1 2014.



## DIVISION OF FAMILY RESOURCES

### Monthly Management Report

Reporting Month: October 2017

Location: Parke County

#### HIP 2.0 and SNAP

	October 2017	September 2017	October 2016	Annual Change
Total HIP 2.0 Members	1,158	1,152	1,163	-0.43%
HIP Members also SNAP Recipients	448	440	491	-8.76%
Percentage HIP Members SNAP Recipients	38.7%	38.2%	42.2%	-3.00%
HIP Members SNAP ABAWDs	9	10	11	-18.18%
Percentage HIP Members SNAP ABAWDs	0.8%	0.9%	0.9%	-3.00%

**Note:**

All data July 2014 and following will be broken out according to the new DFR region structure effective July 1 2014.



## DIVISION OF FAMILY RESOURCES

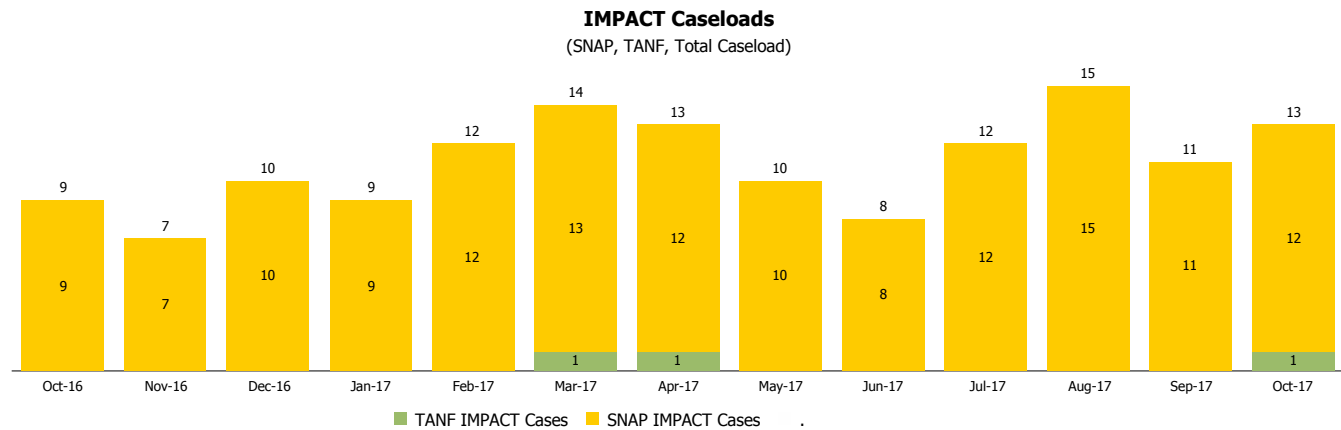
### Monthly Management Report

Reporting Month: October 2017

Location: Parke County

#### INDIANA MANPOWER PLACEMENT AND COMPREHENSIVE TRAINING (IMPACT)

	October 2017	September 2017	October 2016	Annual Change
Number of IMPACT cases	13	11	9	44.44%
Number of TANF IMPACT adults	1	0	0	
Number of SNAP IMPACT Cases	12	11	9	33.33%
Total number of adults employed	6	2	0	
Number of TANF IMPACT adults newly employed (within past 30 days)	0	0	0	
Number of SNAP IMPACT adults employed	6	2	0	
Total number of adults ineligible due to employment	17	19	16	6.25%
Number of TANF adults ineligible due to employment	0	0	0	
Number of SNAP adults ineligible due to employment	17	19	16	6.25%



**Note:**

All data July 2014 and following will be broken out according to the new DFR region structure effective July 1 2014.