



DIVISION OF FAMILY RESOURCES

Owen County Monthly Management Report April 2017

State of Indiana

Eric Holcomb
Governor

Family and Social Services Administration

Jennifer Walthall, M.D.
Secretary

Division of Family Resources

Adrienne Shields
Director

For questions regarding data on this report contact:
office.Communications@fssa.IN.gov



State of Indiana

Published May 2017



DIVISION OF FAMILY RESOURCES

Monthly Management Report

Reporting Month: April 2017

Location: Owen County

TEMPORARY ASSISTANCE FOR NEEDY FAMILIES (TANF)

Child-Only and One-Parent Families	Apr 30, 2017	March 2017	April 2016	Annual Change
Number of families receiving TANF Grants	31	34	25	24.00%
Total number of grant recipients	60	65	37	62.16%
Number of adult grant recipients	7	9	4	75.00%
Number of child grant recipients	53	56	33	60.61%
Total payments	\$6,125	\$7,009	\$4,170	46.88%
Average payment per case	\$197.58	\$206.15	\$166.80	18.45%
Average payment per recipient	\$102.08	\$107.83	\$112.70	-9.42%
Number of cases with benefits reduced to zero	0	0	1	-100.00%
Number of recipients with benefits reduced to zero	0	0	1	-100.00%
Number of adult recipients with benefit reduced to zero	0	0	0	0%
Number of child recipients with benefit reduced to zero	0	0	1	-100.00%

Two-Parent Families	Apr 30, 2017	March 2017	April 2016	Annual Change
Number of families receiving TANF Grants	0	0	0	0%
Total number of grant recipients	0	0	0	0%
Number of adult grant recipients	0	0	0	0%
Number of child grant recipients	0	0	0	0%
Total payments	\$0	\$0	\$0	0%
Average payment per case	\$0.00	\$0.00	\$0.00	0.00%
Average payment per recipient	\$0.00	\$0.00	\$0.00	0.00%
Number of cases with benefits reduced to zero	0	0	0	0%
Number of recipients with benefits reduced to zero	0	0	0	0%
Number of adult recipients with benefit reduced to zero	0	0	0	0%
Number of child recipients with benefit reduced to zero	0	0	0	0%

Note:

All data July 2014 and following will be broken out according to the new DFR region structure effective July 1 2014.

Source:



DIVISION OF FAMILY RESOURCES

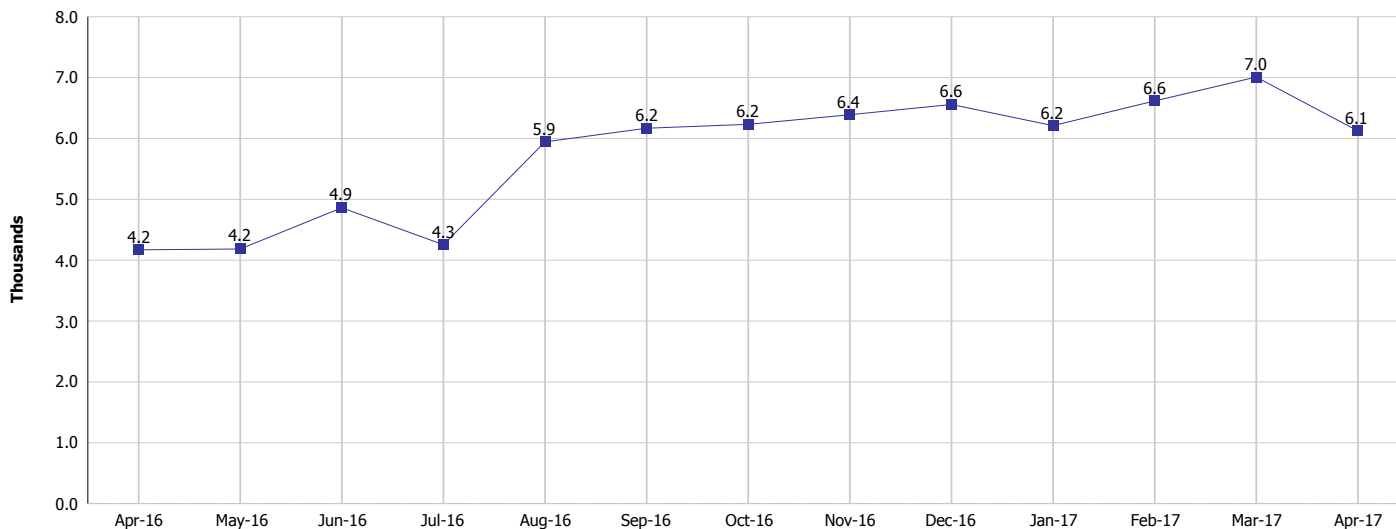
Monthly Management Report

Reporting Month: April 2017

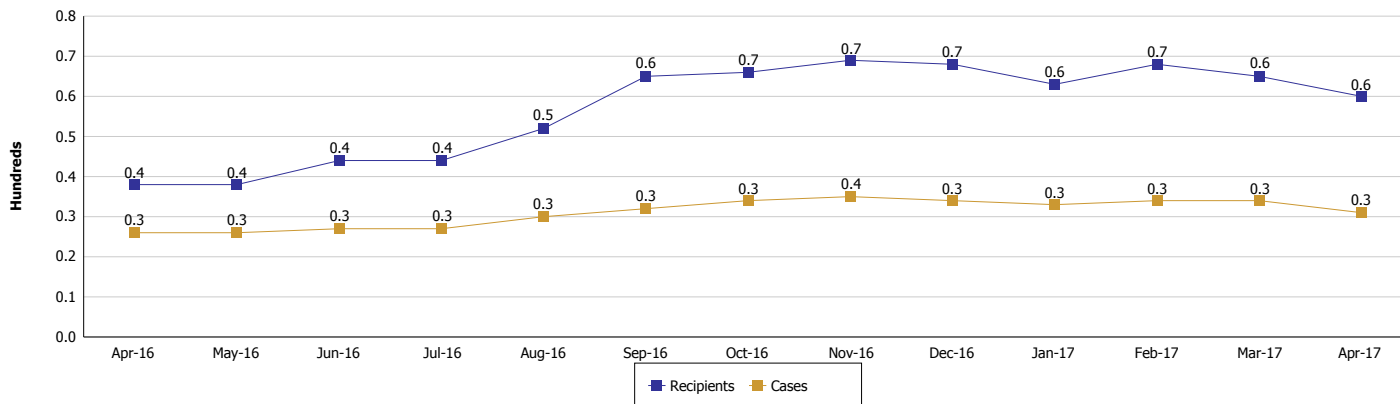
Location: Owen County

TEMPORARY ASSISTANCE FOR NEEDY FAMILIES (TANF)

TANF Regular And TANF Two-Parent Cash Assistance



TANF Cases and Recipients (TANF Regular and TANF Two-Parent)



Note:

All data July 2014 and following will be broken out according to the new DFR region structure effective July 1 2014.



DIVISION OF FAMILY RESOURCES

Monthly Management Report

Reporting Month: April 2017

Location: Owen County

SUPPLEMENTAL NUTRITION ASSISTANCE PROGRAM (SNAP)

	April 2017	March 2017	April 2016	Annual Change
Total issuance	\$257,273	\$265,367	\$289,048	-10.99%
Number of households receiving SNAP benefits	981	1,005	1,056	-7.10%
Number of recipients	2,236	2,334	2,483	-9.95%
Average issuance per household	\$262.26	\$264.05	\$273.72	-4.19%
Average issuance per recipient	\$115.06	\$113.7	\$116.41	-1.16%

Note:

All data July 2014 and following will be broken out according to the new DFR region structure effective July 1 2014.



DIVISION OF FAMILY RESOURCES

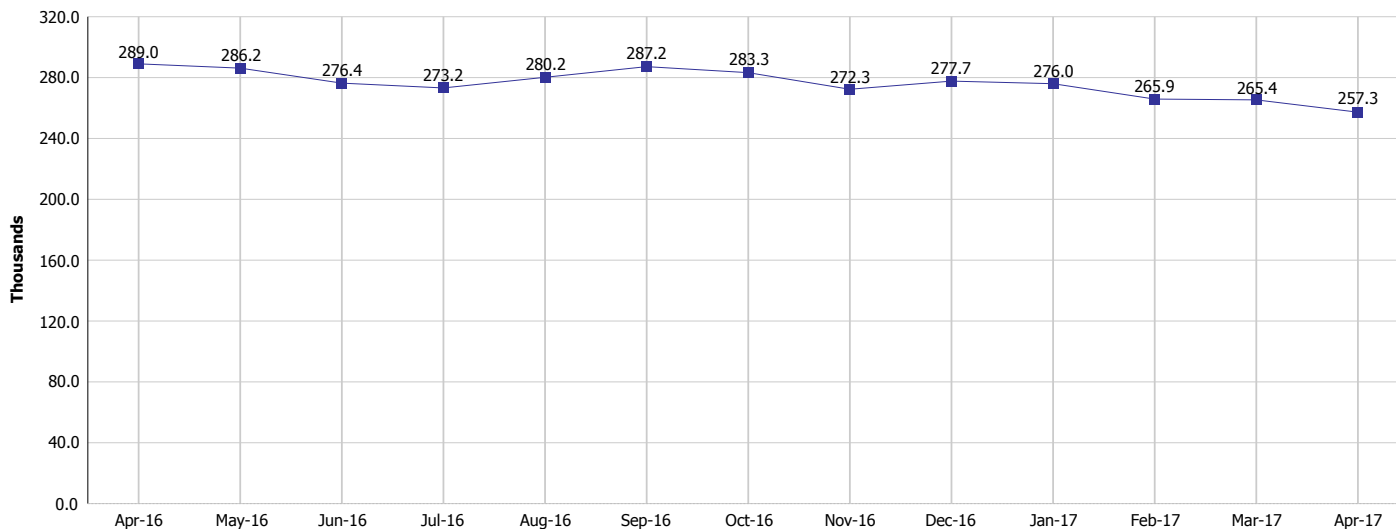
Monthly Management Report

Reporting Month: April 2017

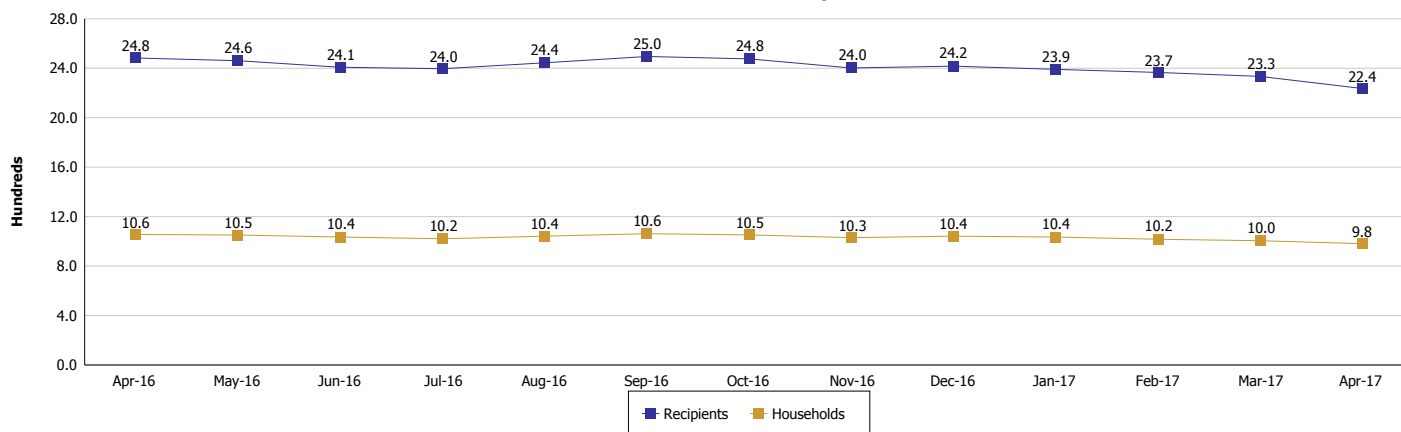
Location: Owen County

SUPPLEMENTAL NUTRITION ASSISTANCE PROGRAM (SNAP)

SNAP Issuance



SNAP Households and Recipients



Note:

All data July 2014 and following will be broken out according to the new DFR region structure effective July 1 2014.



DIVISION OF FAMILY RESOURCES

Monthly Management Report

Reporting Month: April 2017

Location: Owen County

HIP 2.0 and SNAP

	April 2017	March 2017	April 2016	Annual Change
Total HIP 2.0 Members	1,680	1,695	1,596	5.26%
HIP Members also SNAP Recipients	595	633	631	-5.71%
Percentage HIP Members SNAP Recipients	35.4%	37.3%	39.5%	1.96%
HIP Members SNAP ABAWDs	17	20	21	-19.05%
Percentage HIP Members SNAP ABAWDs	1.0%	1.2%	1.3%	1.96%

Note:

All data July 2014 and following will be broken out according to the new DFR region structure effective July 1 2014.



DIVISION OF FAMILY RESOURCES

Monthly Management Report

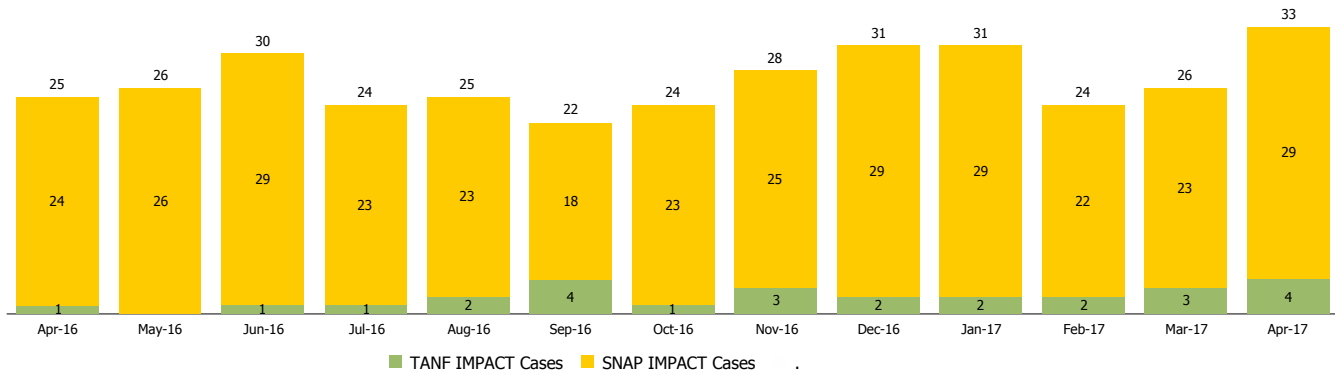
Reporting Month: April 2017

Location: Owen County

INDIANA MANPOWER PLACEMENT AND COMPREHENSIVE TRAINING (IMPACT)

	April 2017	March 2017	April 2016	Annual Change
Number of IMPACT cases	33	26	25	32.00%
Number of TANF IMPACT adults	4	3	1	300.00%
Number of SNAP IMPACT Cases	29	23	24	20.83%
Total number of adults employed	7	5	1	600.00%
Number of TANF IMPACT adults newly employed (within past 30 days)	0	0	0	
Number of SNAP IMPACT adults employed	7	5	1	600.00%
Total number of adults ineligible due to employment	21	13	34	-38.24%
Number of TANF adults ineligible due to employment	0	0	0	
Number of SNAP adults ineligible due to employment	21	13	34	-38.24%

IMPACT Caseloads
(SNAP, TANF, Total Caseload)



Note:

All data July 2014 and following will be broken out according to the new DFR region structure effective July 1 2014.