



DIVISION OF FAMILY RESOURCES

Knox County Monthly Management Report April 2017

State of Indiana

Eric Holcomb
Governor

Family and Social Services Administration

Jennifer Walthall, M.D.
Secretary

Division of Family Resources

Adrienne Shields
Director

For questions regarding data on this report contact:
office.Communications@fssa.IN.gov



State of Indiana

Published May 2017



DIVISION OF FAMILY RESOURCES

Monthly Management Report

Reporting Month: April 2017

Location: Knox County

TEMPORARY ASSISTANCE FOR NEEDY FAMILIES (TANF)

Child-Only and One-Parent Families	Apr 30, 2017	March 2017	April 2016	Annual Change
Number of families receiving TANF Grants	52	49	53	-1.89%
Total number of grant recipients	104	99	103	0.97%
Number of adult grant recipients	9	7	9	0.00%
Number of child grant recipients	95	92	94	1.06%
Total payments	\$10,353	\$10,020	\$9,837	5.25%
Average payment per case	\$199.10	\$204.49	\$185.60	7.27%
Average payment per recipient	\$99.55	\$101.21	\$95.50	4.23%
Number of cases with benefits reduced to zero	0	1	0	0%
Number of recipients with benefits reduced to zero	0	1	0	0%
Number of adult recipients with benefit reduced to zero	0	0	0	0%
Number of child recipients with benefit reduced to zero	0	1	0	0%

Two-Parent Families	Apr 30, 2017	March 2017	April 2016	Annual Change
Number of families receiving TANF Grants	1	1	1	0.00%
Total number of grant recipients	1	1	1	0.00%
Number of adult grant recipients	0	0	0	0%
Number of child grant recipients	1	1	1	0.00%
Total payments	\$139	\$139	\$139	0.00%
Average payment per case	\$139.00	\$139.00	\$139.00	0.00%
Average payment per recipient	\$139.00	\$139.00	\$139.00	0.00%
Number of cases with benefits reduced to zero	0	0	0	0%
Number of recipients with benefits reduced to zero	0	0	0	0%
Number of adult recipients with benefit reduced to zero	0	0	0	0%
Number of child recipients with benefit reduced to zero	0	0	0	0%

Note:

All data July 2014 and following will be broken out according to the new DFR region structure effective July 1 2014.

Source:



DIVISION OF FAMILY RESOURCES

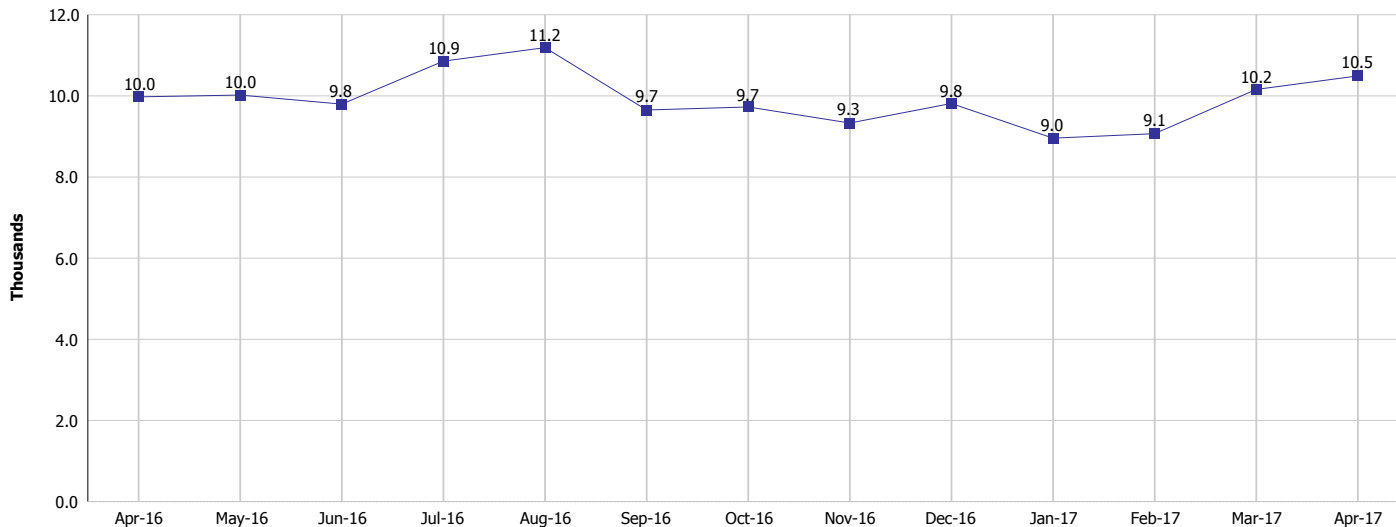
Monthly Management Report

Reporting Month: April 2017

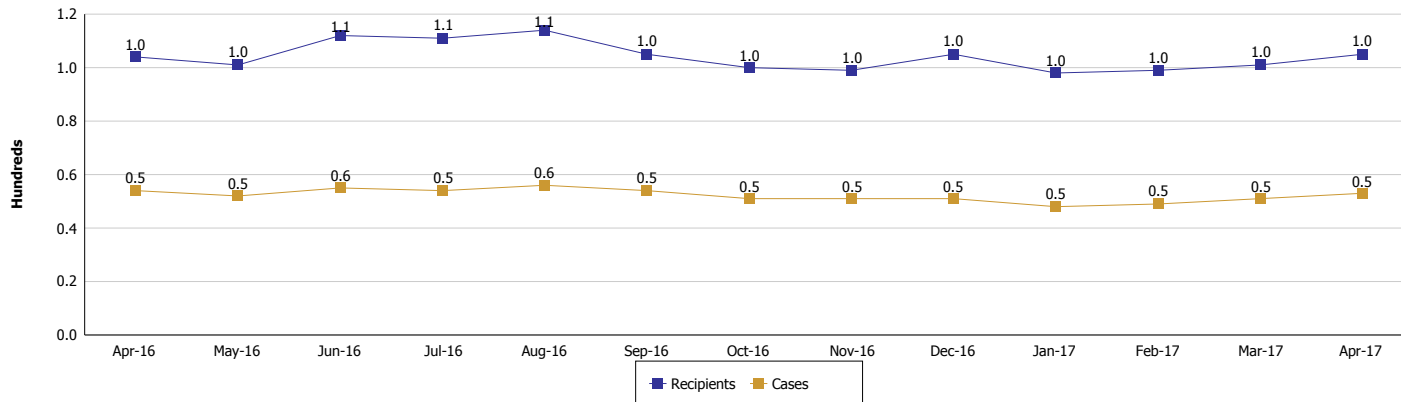
Location: Knox County

TEMPORARY ASSISTANCE FOR NEEDY FAMILIES (TANF)

TANF Regular And TANF Two-Parent Cash Assistance



TANF Cases and Recipients (TANF Regular and TANF Two-Parent)



Note:

All data July 2014 and following will be broken out according to the new DFR region structure effective July 1 2014.



DIVISION OF FAMILY RESOURCES

Monthly Management Report

Reporting Month: April 2017

Location: Knox County

SUPPLEMENTAL NUTRITION ASSISTANCE PROGRAM (SNAP)

	April 2017	March 2017	April 2016	Annual Change
Total issuance	\$497,796	\$506,822	\$561,624	-11.36%
Number of households receiving SNAP benefits	2,047	2,092	2,220	-7.79%
Number of recipients	4,374	4,506	4,816	-9.18%
Average issuance per household	\$243.18	\$242.27	\$252.98	-3.87%
Average issuance per recipient	\$113.81	\$112.48	\$116.62	-2.41%

Note:

All data July 2014 and following will be broken out according to the new DFR region structure effective July 1 2014.



DIVISION OF FAMILY RESOURCES

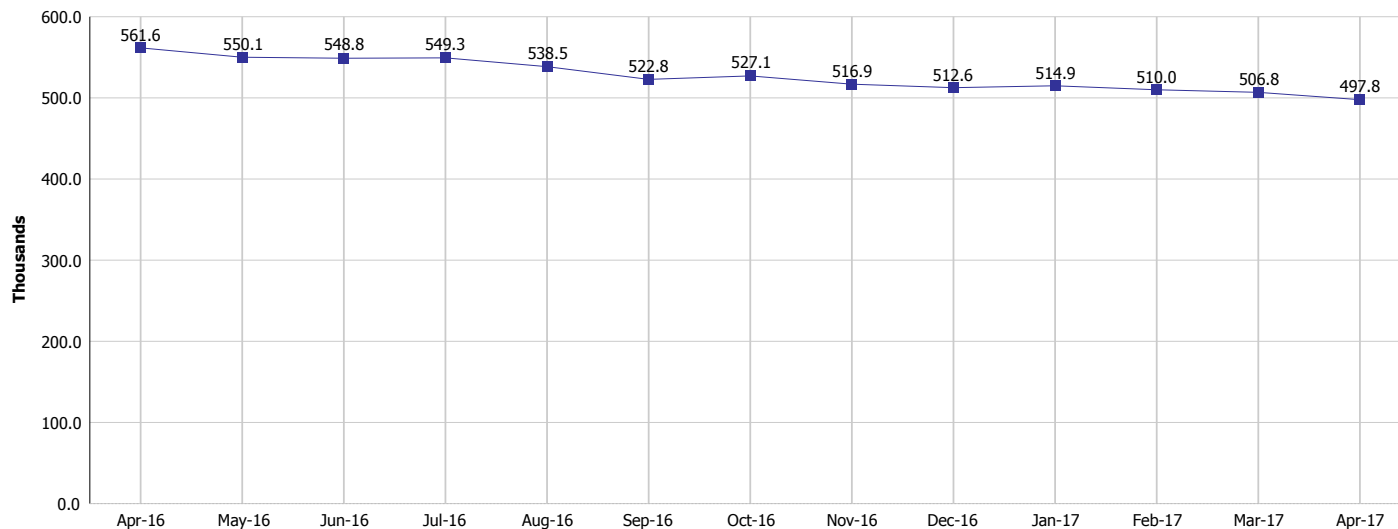
Monthly Management Report

Reporting Month: April 2017

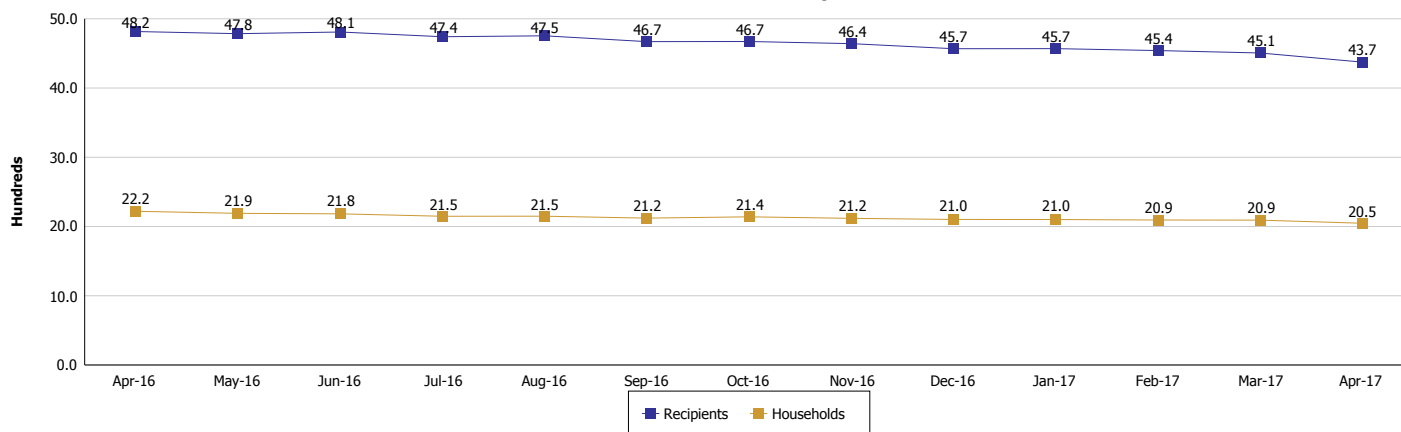
Location: Knox County

SUPPLEMENTAL NUTRITION ASSISTANCE PROGRAM (SNAP)

SNAP Issuance



SNAP Households and Recipients



Note:

All data July 2014 and following will be broken out according to the new DFR region structure effective July 1 2014.



DIVISION OF FAMILY RESOURCES

Monthly Management Report

Reporting Month: April 2017

Location: Knox County

HIP 2.0 and SNAP

	April 2017	March 2017	April 2016	Annual Change
Total HIP 2.0 Members	2,856	2,874	2,591	10.23%
HIP Members also SNAP Recipients	1,122	1,130	1,197	-6.27%
Percentage HIP Members SNAP Recipients	39.3%	39.3%	46.2%	4.42%
HIP Members SNAP ABAWDs	38	41	58	-34.48%
Percentage HIP Members SNAP ABAWDs	1.3%	1.4%	2.2%	4.42%

Note:

All data July 2014 and following will be broken out according to the new DFR region structure effective July 1 2014.



DIVISION OF FAMILY RESOURCES

Monthly Management Report

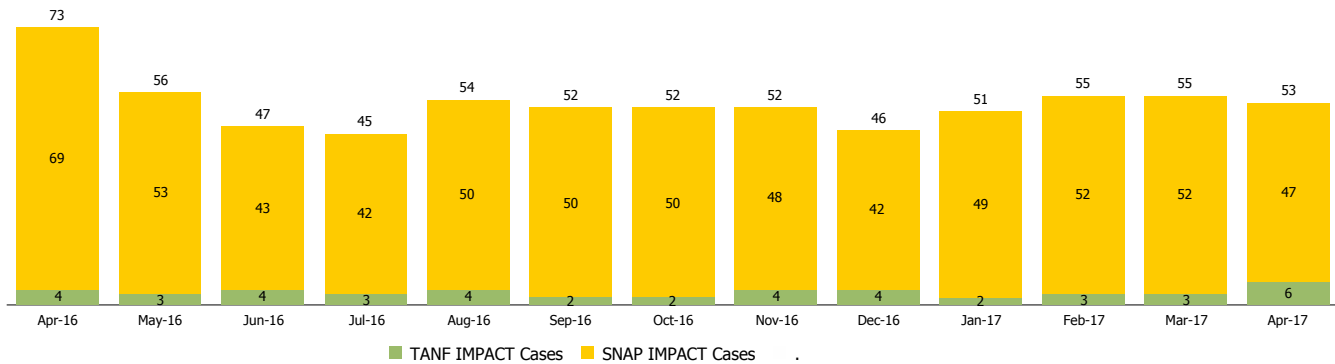
Reporting Month: April 2017

Location: Knox County

INDIANA MANPOWER PLACEMENT AND COMPREHENSIVE TRAINING (IMPACT)

	April 2017	March 2017	April 2016	Annual Change
Number of IMPACT cases	53	55	73	-27.40%
Number of TANF IMPACT adults	6	3	4	50.00%
Number of SNAP IMPACT Cases	47	52	69	-31.88%
Total number of adults employed	19	15	10	90.00%
Number of TANF IMPACT adults newly employed (within past 30 days)	1	1	0	
Number of SNAP IMPACT adults employed	18	14	10	80.00%
Total number of adults ineligible due to employment	38	41	35	8.57%
Number of TANF adults ineligible due to employment	0	0	0	
Number of SNAP adults ineligible due to employment	38	41	35	8.57%

IMPACT Caseloads
(SNAP, TANF, Total Caseload)



Note:

All data July 2014 and following will be broken out according to the new DFR region structure effective July 1 2014.