



## DIVISION OF FAMILY RESOURCES

# Decatur County Monthly Management Report December 2017

### State of Indiana

Eric Holcomb  
Governor

### Family and Social Services Administration

Jennifer Walthall, M.D.  
Secretary

### Division of Family Resources

Adrienne Shields  
Director

For questions regarding data on this report contact:  
[office.Communications@fssa.IN.gov](mailto:office.Communications@fssa.IN.gov)



## State of Indiana

Published January 2018



## DIVISION OF FAMILY RESOURCES

### Monthly Management Report

Reporting Month: December 2017

Location: Decatur County

#### TEMPORARY ASSISTANCE FOR NEEDY FAMILIES (TANF)

Child-Only and One-Parent Families	Dec 31, 2017	November 2017	December 2016	Annual Change
Number of families receiving TANF Grants	34	35	39	-12.82%
Total number of grant recipients	62	65	71	-12.68%
Number of adult grant recipients	3	3	8	-62.50%
Number of child grant recipients	59	62	63	-6.35%
Total payments	\$6,805	\$6,136	\$7,047	-3.43%
Average payment per case	\$200.15	\$175.31	\$180.69	10.77%
Average payment per recipient	\$109.76	\$94.40	\$99.25	10.58%
Number of cases with benefits reduced to zero	0	1	1	-100.00%
Number of recipients with benefits reduced to zero	0	3	2	-100.00%
Number of adult recipients with benefit reduced to zero	0	1	1	-100.00%
Number of child recipients with benefit reduced to zero	0	2	1	-100.00%

Two-Parent Families	Dec 31, 2017	November 2017	December 2016	Annual Change
Number of families receiving TANF Grants	1	1	2	-50.00%
Total number of grant recipients	4	4	9	-55.56%
Number of adult grant recipients	1	1	4	-75.00%
Number of child grant recipients	3	3	5	-40.00%
Total payments	\$375	\$198	\$652	-42.48%
Average payment per case	\$375.00	\$198.00	\$326.00	15.03%
Average payment per recipient	\$93.75	\$49.50	\$72.44	29.41%
Number of cases with benefits reduced to zero	0	0	0	0%
Number of recipients with benefits reduced to zero	0	0	0	0%
Number of adult recipients with benefit reduced to zero	0	0	0	0%
Number of child recipients with benefit reduced to zero	0	0	0	0%

**Note:**

All data July 2014 and following will be broken out according to the new DFR region structure effective July 1 2014.

Source:



## DIVISION OF FAMILY RESOURCES

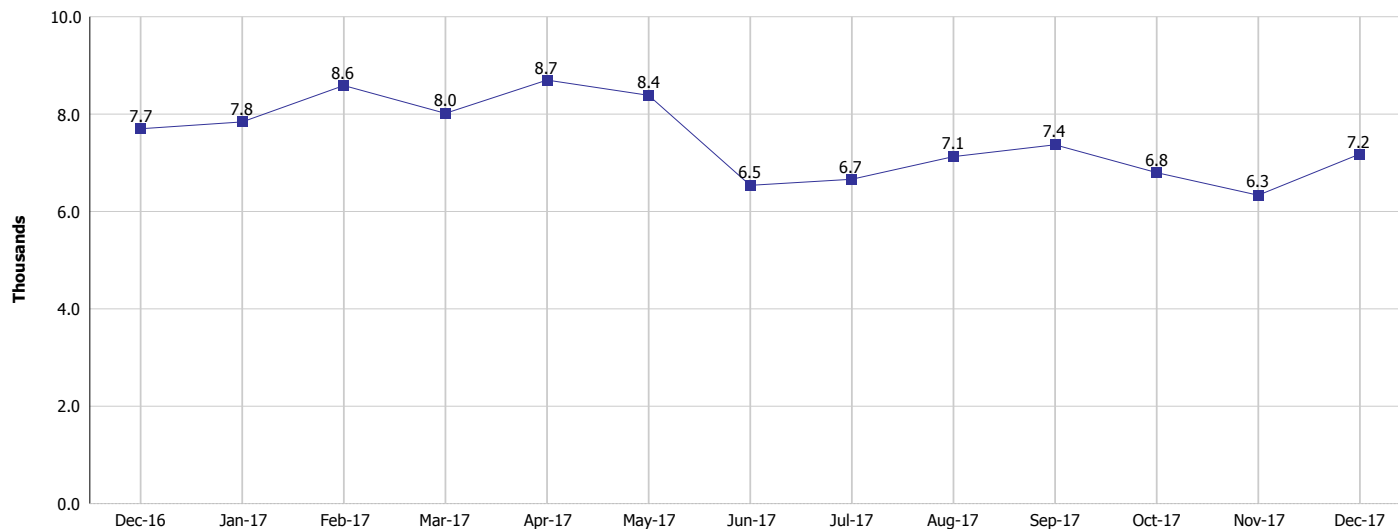
### Monthly Management Report

Reporting Month: December 2017

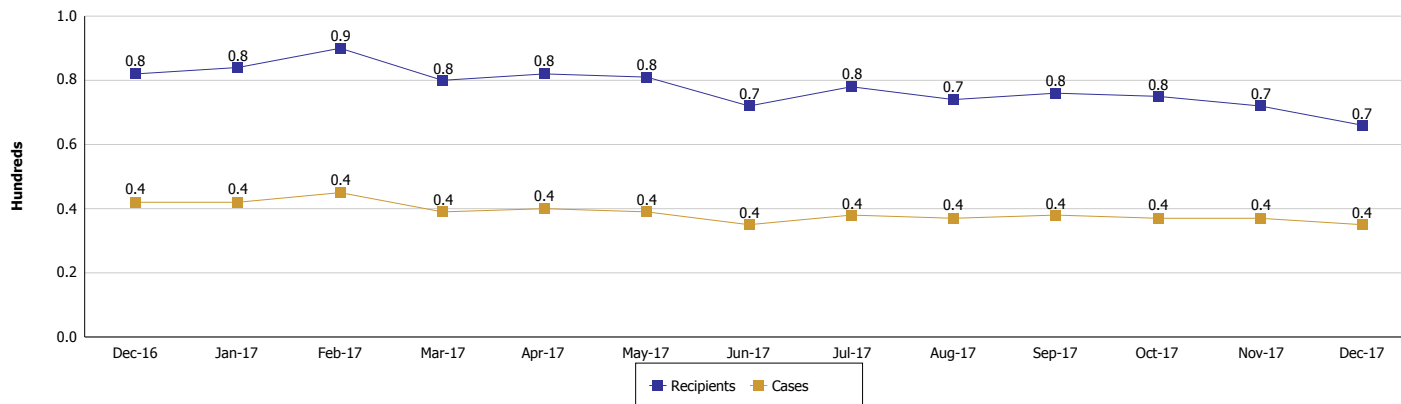
Location: Decatur County

#### TEMPORARY ASSISTANCE FOR NEEDY FAMILIES (TANF)

#### TANF Regular And TANF Two-Parent Cash Assistance



#### TANF Cases and Recipients (TANF Regular and TANF Two-Parent)



**Note:**

All data July 2014 and following will be broken out according to the new DFR region structure effective July 1 2014.



## DIVISION OF FAMILY RESOURCES

### Monthly Management Report

Reporting Month: December 2017

Location: Decatur County

#### SUPPLEMENTAL NUTRITION ASSISTANCE PROGRAM (SNAP)

	December 2017	November 2017	December 2016	Annual Change
Total issuance	\$216,369	\$212,768	\$249,978	-13.44%
Number of households receiving SNAP benefits	882	883	974	-9.45%
Number of recipients	2,068	2,061	2,285	-9.50%
Average issuance per household	\$245.32	\$240.96	\$256.65	-4.41%
Average issuance per recipient	\$104.63	\$103.24	\$109.4	-4.36%

**Note:**

All data July 2014 and following will be broken out according to the new DFR region structure effective July 1 2014.



# DIVISION OF FAMILY RESOURCES

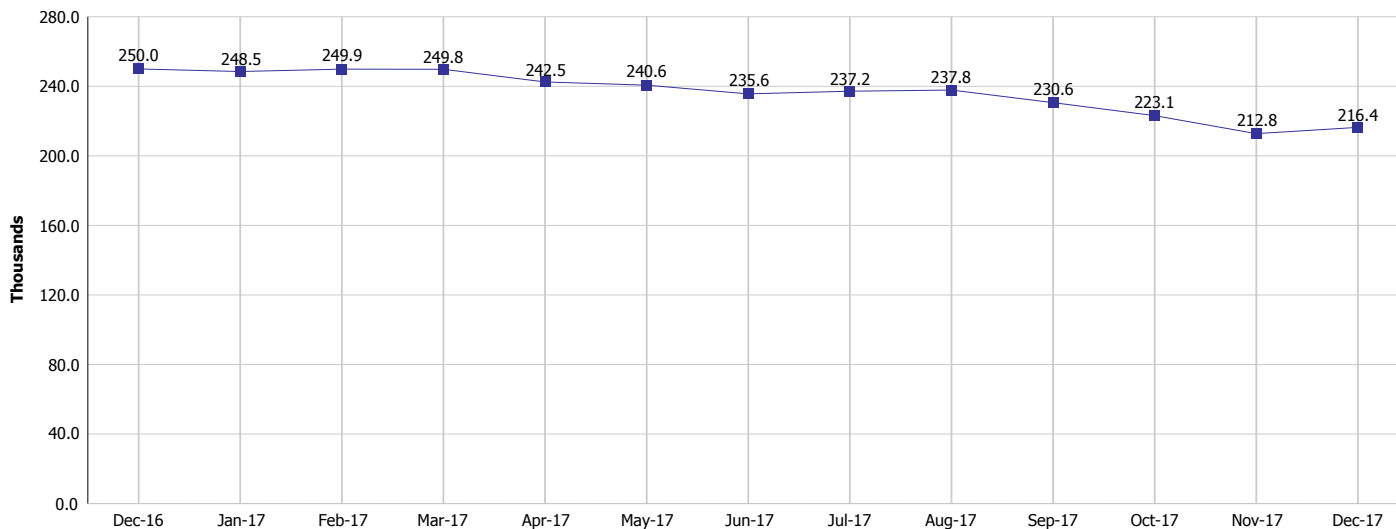
## Monthly Management Report

Reporting Month: December 2017

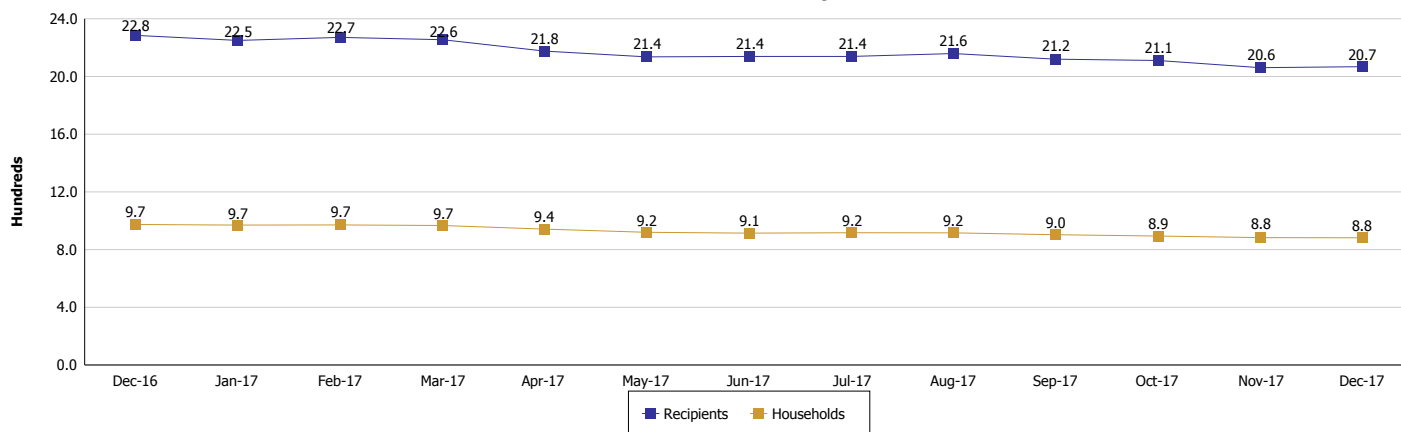
Location: Decatur County

### SUPPLEMENTAL NUTRITION ASSISTANCE PROGRAM (SNAP)

#### SNAP Issuance



#### SNAP Households and Recipients



#### Note:

All data July 2014 and following will be broken out according to the new DFR region structure effective July 1 2014.



## DIVISION OF FAMILY RESOURCES

### Monthly Management Report

Reporting Month: December 2017

Location: Decatur County

#### HIP 2.0 and SNAP

	December 2017	November 2017	December 2016	Annual Change
Total HIP 2.0 Members	1,409	1,441	1,355	3.99%
HIP Members also SNAP Recipients	462	470	507	-8.88%
Percentage HIP Members SNAP Recipients	32.8%	32.6%	37.4%	0.32%
HIP Members SNAP ABAWDs	7	11	10	-30.00%
Percentage HIP Members SNAP ABAWDs	0.5%	0.8%	0.7%	0.32%

**Note:**

All data July 2014 and following will be broken out according to the new DFR region structure effective July 1 2014.



## DIVISION OF FAMILY RESOURCES

### Monthly Management Report

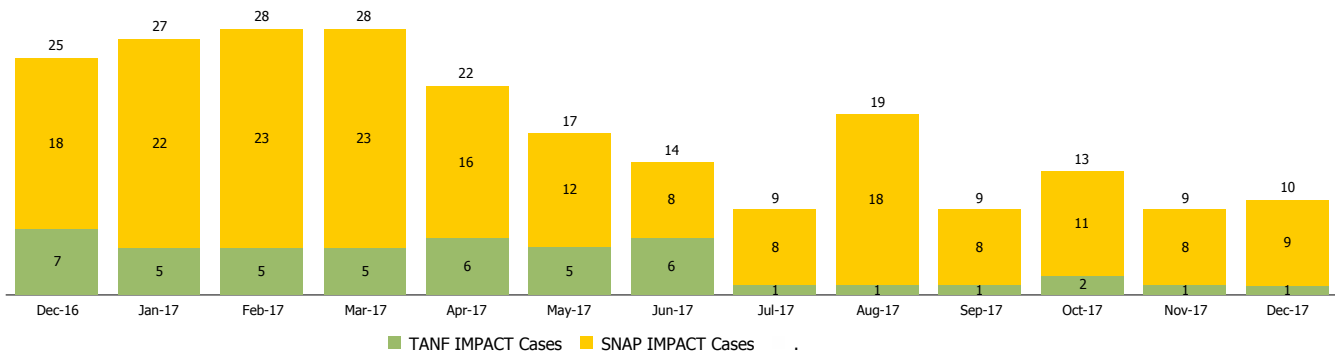
Reporting Month: December 2017

Location: Decatur County

#### INDIANA MANPOWER PLACEMENT AND COMPREHENSIVE TRAINING (IMPACT)

	December 2017	November 2017	December 2016	Annual Change
Number of IMPACT cases	10	9	25	-60.00%
Number of TANF IMPACT adults	1	1	7	-85.71%
Number of SNAP IMPACT Cases	9	8	18	-50.00%
Total number of adults employed	3	2	4	-25.00%
Number of TANF IMPACT adults newly employed (within past 30 days)	0	0	0	
Number of SNAP IMPACT adults employed	3	2	4	-25.00%
Total number of adults ineligible due to employment	21	24	17	23.53%
Number of TANF adults ineligible due to employment	0	0	0	
Number of SNAP adults ineligible due to employment	21	24	17	23.53%

**IMPACT Caseloads**  
(SNAP, TANF, Total Caseload)



**Note:**

All data July 2014 and following will be broken out according to the new DFR region structure effective July 1 2014.