

Child Welfare Mental Health Early Identification & Intervention Stakeholders' Meeting

July 30, 2007
10 to noon
Conference Center 22



Agenda

- **Welcome**
- **Thanks to Criminal Justice Institute!**
- **Early Identification & Intervention Reports**
- **DCS Update**
- **Regional Report & Discussions**
- **CANS Statewide Implementation**
- **Allen County Conference – Oct 4**
- **National, State & Local News**
- **Fall Stakeholders' Meeting**
November 5, 2007

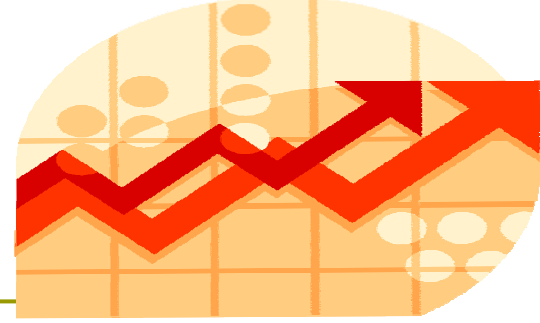


End of ICJI Grant

- 3 year grant supported CWMH Early Identification & Intervention Initiative
- Screening, Assessment & Treatment of Children in Child Welfare System & then Juvenile Justice System re. Mental Health & Addiction Needs
- Funded: Project Coordinator, Evaluation by IU, Early Childhood Mental Health Training (2 years), CANS Consultation (Dr. Lyons), Consultation to DCS re. Training, materials for Infant & Toddler Mental Health Summer Institute – IAITMH Training (July 2007) , Consultation for DOC to set up program for infants of prisoners at Women's Prison (only 7 others in country), consultation for CMHC
- Screening has become routine for DCS
- Cross System Cooperation Strengthened
- Common Assessment Tool Initiated
- Foundation for Continued Improvement Across Systems

THANK YOU!!

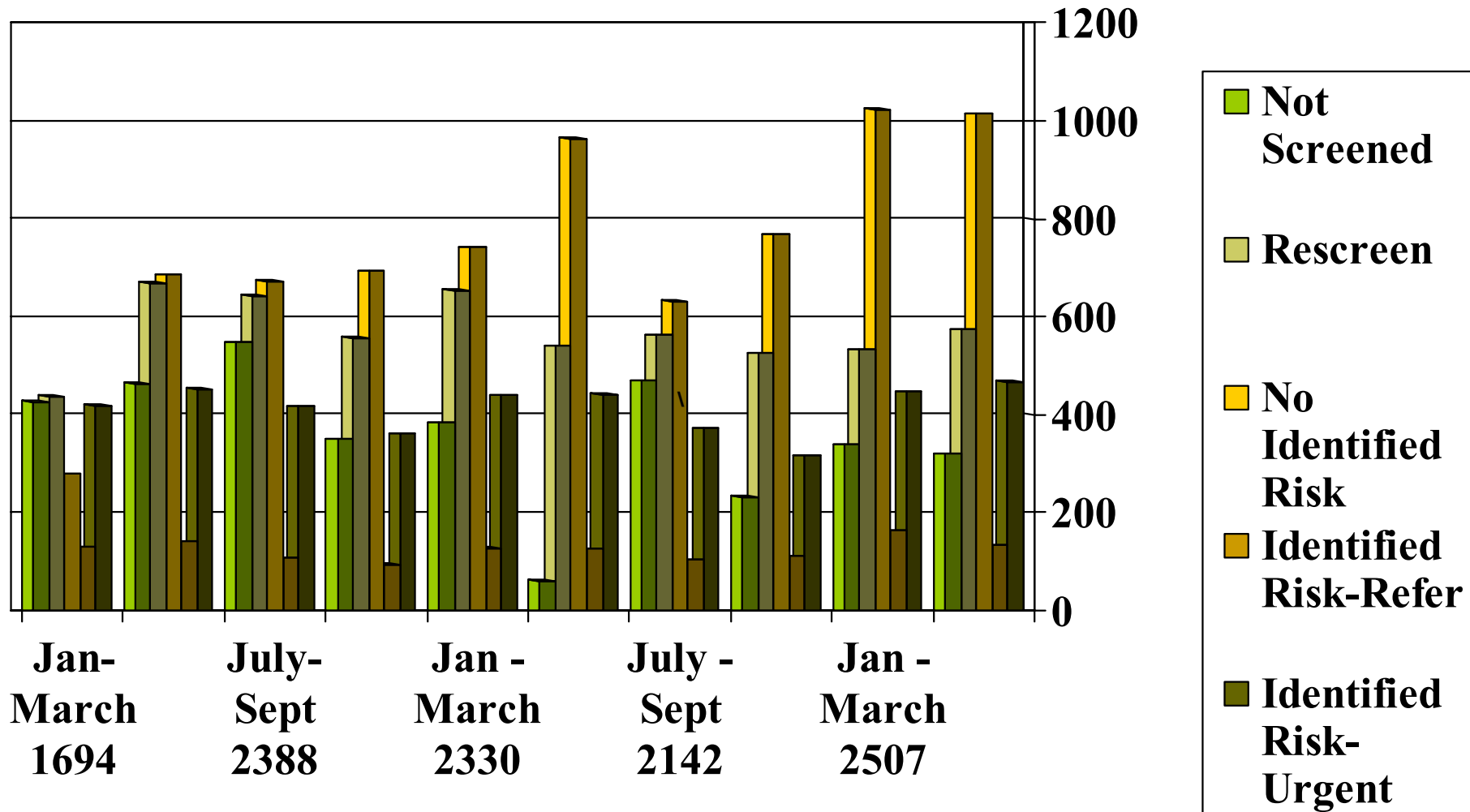
Early Identification and Intervention Update



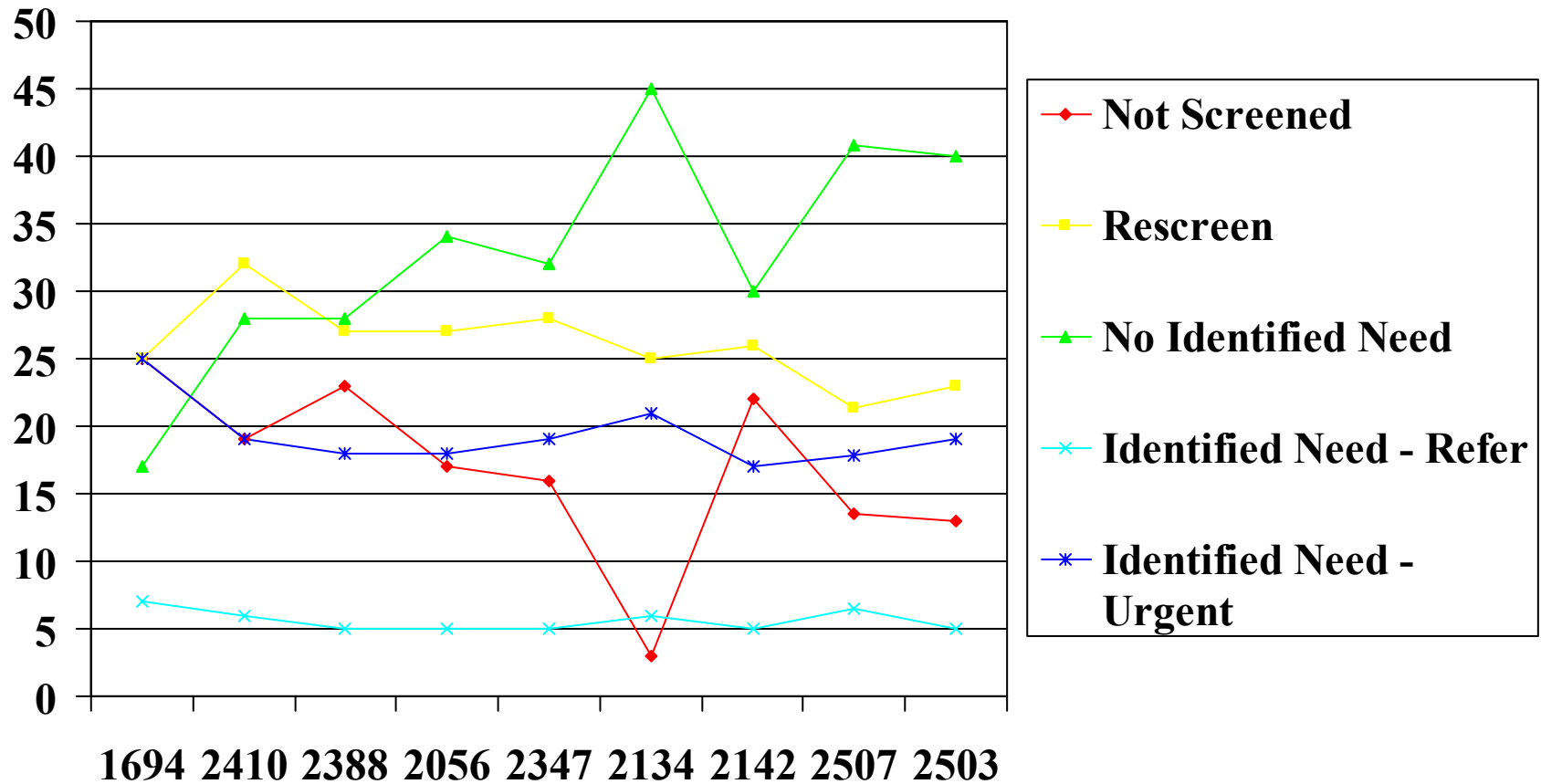
- **Updated Implemented Reports**
- **Screening activity for the last quarter: April – June 2007**
- **IU Evaluation of 1st Full Year of Implementation + 2nd Quarter July - September 2006**

DCS Screening Results

2005- June 2007



DCS – Quarterly Results, 2005-2007 (% of eligible children)



DCS Screening Results

April - June 2007

	# of Children	%
Not Screened	321	13
Rescreen*	574	23
No Identified MH Risk	1014	40
MH Risk - Refer	133	5
MH Risk- Urgent	468	19
	2509	100
*Insufficient Information		

Screening Results – Race

April - June 2007

	Black	Multi-racial	White	Other
Rescreen	186	53	320	12
No Risk	333	64	597	17
Risk -Refer	30	5	94	4
Risk – Urgent	96	24	339	4
Subtotals	645	146	1350	37

Screening Results – Ethnicity

April - June 2007

	Hispanic	Not Hispanic
Rescreen	62	484
No Identified Risk	57	980
Identified Risk- Refer	8	155
Identified Risk - Urgent	28	411
Subtotals	155	1995

Screening Results – Age

April – June 2007

	< 5	>5
Rescreen	280	267
No Identified Risk	522	468
Identified Risk- Refer	0	164
Identified Risk - Urgent	135	328
Subtotals	907	1282

Conclusions:

- ❑ **As more children are screened, more children with behavioral health needs or risks are identified**
- ❑ **In any one quarter, 24% of children have identified behavioral health needs -- compared with expected 50% from national studies.**
- ❑ **IU's retrospective evaluation indicates the bigger picture and significance of identifying and addressing needs**

CHILD WELFARE MENTAL HEALTH SCREENING INITIATIVE

Evaluation Progress Report

Daniel Clendenning

Eric R. Wright

Anthony H. Lawson

Steven D. Quantz



Center for Health Policy

EVALUATION OVERVIEW :

- Pre-Post Comparison of Mental Health Referrals and Treatment
- De-identified Data
 - Division of Mental Health and Addiction
 - Department of Child Services
 - Office of Medicaid Policy and Planning

EVALUATION OVERVIEW :

RESEARCH PERIODS

- Benchmark Period/Pre-screening Period
 - July 1, 2003 through June 30, 2004
- Pilot Period
 - July 1, 2004 through December 31, 2004
- Full Implementation Period
 - January 1, 2005 through September 30, 2006

CLIENT FLOW

	Number of DCS Referrals	Number (%) of Children with a Previous CHINS	Number (%) of Children with a Previous Removal
Benchmark Period (July 1, 2003-June 30, 2004)	2816	495 (17.6%)	450 (16.0%)
Full Implementation Period (January 1, 2005-June 30, 2006)	10957	1790 (16.9%)	1710 (16.1%)

CLIENT FLOW ANALYSIS

	Total Number of CHINS/Removals	Number (%) of Children Screened for Mental Health/Addiction Needs	Number (%) of Children with an Identified Risk	Number (%) of Children receiving Mental Health/Addiction treatment ¹	Number (%) of Children receiving assessment
Benchmark Period	2816	N/A	N/A	297 (10.5%)	288 (10.2%)
Full Implementation Period	10957	7453 (70.3%)	2592 (34.8%)	1293 ² (12.2%)	1095 (10.3%)

¹ Only includes children who received services within 60 days of their current CHINS or removal and had never received services prior as indicated in data provided by DMHA and OMPP.

² Children included in the full implementation period may not have had an opportunity to receive services within the 60 day time frame. As a result, there is a bias for children whose DCS contact occurred early in the quarter.

MENTAL HEALTH TREATMENT

	Number (%) of children receiving MH services within 3 months of contact ¹	Number (%) of children receiving services within 6 months of contact ¹	Number (%) of children receiving services within 12 or more months of contact ¹	Average cost of DCS services per child (compared to all children) ²
Benchmark Period	684 (24.3%)	856 (30.4%)	1019 (36.2%)	\$2269 (\$2184)
Full Implementation Period	3125 (29.5%)	3589 (33.9%)	3864 (36.5%)	\$3542 (\$2460)
Full Implementation: Children With Identified Risk	1257 (48.5%)	1369 (52.8%)	1427 (55.1%)	\$7558

¹ Numbers and percentages include children who had received services prior to their current CHINS or removal.

² Cost data provided by OMPP.

RECIDIVISM

	Benchmark	Full Implementation
Age	↑	↑
Race	NS	NS
Female	NS	NS
Receiving Mental Health Services (from DMHA or OMPP)	↓	↓
Risk Identified		↑

PLACEMENT STABILITY

	Benchmark	Full Implementation
Age	↓	↓
Race	NS	NS
Female	NS	NS
Receiving Mental Health Services (from DMHA or OMPP)	↑	↑
Risk Identified		↑

RENDERED SERVICES PER QUARTER – MEDICAID

Service Category	Benchmark (4 Quarters)		Full Implementation (7 Quarters)		Percent Change	
	Service Hours Provided	Number of Recipients	Service Hours Provided	Number of Recipients	Percent Change (Hours)	Percent Change (# Recipients)
Assessment	1689	944	2208	1432	31%	52%
Case Management	4042	192	3892	338	-4%	76%
Crisis Services	663	277	1246	514	88%	86%
Day Treatment Service	10308	39	16897	61	64%	54%
Family Support	2356	212	1492	259	-37%	23%
Group Therapy	741	52	586	63	-21%	20%
Individual Counseling / Psychotherapy	5710	528	4695	727	-18%	38%
Medication Service	2256	993	2159	1354	-4%	36%
Other Medical Service	55	56	73	71	33%	26%
Skills Training/Skills Maintenance	3567	161	2346	245	-34%	52%
Visit -- 24-Hour Facility	459	252	807	415	76%	65%

NUMBER OF SERVICE HOURS PER CHILD BY RISK, PER QUARTER

	Benchmark (N=2,816)	Full Implementation (N=10,597)	
	All	No Risk Identified (N=7,969)	Risk Identified (N=2,628)
Assessment	1.79	1.49	1.64
Case Management	21.08	10.48	12.86
Crisis Services	2.39	2.39	2.48
Day Treatment Service	262.62	255.15	305.37
Family Support	11.14	5.62	5.92
Group Therapy	14.17	7.90	10.80
Individual Counseling / Psychotherapy	10.81	6.04	7.04
Medication Service	2.27	1.35	2.02
Other Medical Service	0.98	1.04	1.00
Skills Training/Skills Maintenance	22.15	9.43	9.74
Visit -- 24-Hour Facility	1.82	2.05	1.81

Clusters

Service Category	Hierarchical Cluster		K-means Cluster	
	N = 2,584	N = 2,946	N = 2,384	N = 3,146
	Low Usage	High Usage	Low Usage	High Usage
1. Assessment	0.82	0.90	0.80	0.95
2. Case Management	0.16	0.66	0.12	0.83
3. Crisis Services	0.41	0.43	0.37	0.48
4. Day Treatment Service	0.00	0.14	0.01	0.17
5. Family Support	0.04	0.47	0.03	0.58
6. Group Therapy	0.00	0.14	0.01	0.16
8. Individual Counseling/Psychotherapy	0.03	0.95	0.19	0.95
12. Medication Service	0.72	0.81	0.70	0.86
13. Other Medical Service	0.05	0.07	0.04	0.09
19. Skills Training/Skills Maintenance	0.14	0.29	0.08	0.40
25. Visit -- 24-Hour Facility	0.16	0.19	0.15	0.21


High Service Usage Cluster Membership

	Full Implementation
Age	↑
Race	↓
Female	NS
Receiving Mental Health Services (from DMHA or OMPP)	↑
Risk Identified	↑

CONCLUSIONS

- The screening initiative is getting more children into behavioral health treatment sooner and expanding access to mental health treatment for children with an identified need.
- Treatment dollars and Medicaid services are more concentrated on youth with an identified risk.
- Youth can be clustered into high and low usage clusters. Predictors include age, race, sex, previous Medicaid services, and being screened as a risk.

Regional Quarterly Screening Reports



DCS Update



INDIANA
DEPARTMENT OF
CHILD
SERVICES

CANS Update

Child and Adolescent Needs and Strength Assessment (CANS)

- ▶ Web based Training & Certification

www.communimetrics.com/CansCentralIndiana

- ▶ Indiana Behavioral Health Assessment System (IBHAS) www.ibhas.in.gov

- ▶ Cross System Implementation Update

CA-PRTF Grant Update

- ◆ IN's Implementation Plan in Review by CMS
- ◆ Overview
- ◆ Hiring Grant Management Team
- ◆ Advisory Committee
- ◆ Possible Implementation: October 2007

National, State and Local News

ANNOUNCEMENTS

Assets Come of Age

18th Annual Conference on Youth

Sponsor: Allen Superior Court

October 4, 2007

Grand Wayne Center, Ft. Wayne, IN

Keynotes by:

Father Gregory Boyle, LA

Sonia Manzano, "Maria" from Sesame Street

Rev. Chris Hill, Dallas

www.greatkidsallencounty.org

Allen County, Indiana



For additional information contact:

- ▶ Kevin Moore, kbmoore@coa.doc.state.in.us
- ▶ Judith Ganser, jganser@isdh.in.gov
- ▶ Brenda Hamilton, Indianafedfam@insightbb.com
- ▶ Daniel Clendenning, clendend@iupui.edu
- ▶ Cheryl Shearer, Cheryl.Shearer@fssa.in.gov
- ▶ Sandi Sleppy, Sandi.Sleppy@dcs.in.gov
- ▶ Betty Walton, Betty.Walton@fssa.in.gov
- ▶ Eric Wright, ewright@iupui.edu
- ▶ Celia Leaird, Celia.Leaird@dcs.in.gov
- ▶ Stephanie Yoder, Stephanie.Yoder@dcs.in.gov