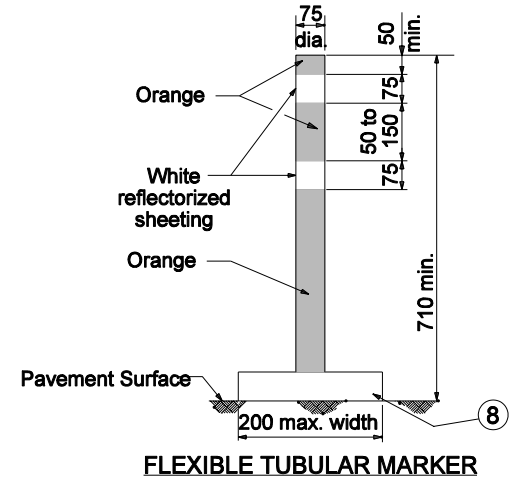


GENERAL NOTES

1. For additional notes and legends see Standard Drawing 801-TCLG-01 or 801-TCDV-02.
2. A Type C warning light will be required on tapers where there is a reduction in the number of lanes and a flashing arrow sign is used..



All dimensions are in mm unless otherwise specified

INDIANA DEPARTMENT OF TRANSPORTATION

CHANNELIZING DEVICES

8-19-04

GENERAL NOTES

1. Unless otherwise specified, channelizing devices shall be spaced as shown on Standard Drawing 801-TCLG-01.
- ② Reflectorized bands may be omitted from cones for lane closures during daylight hours.
- ③ For vertical panels 900 or greater in height, the width of the stripes shall be 150.
- ④ Vertical panels used on an expressway, freeway or other roadway with a posted speed limit of 45 mph or greater shall have a minimum reflective panel area of 0.275 m².
- ⑤ Cones shall have a minimum height of 700 when used at night.
- ⑥ The maximum distance between the edges of adjacent reflective sheeting strips shall be 50.
7. Panel and direction indicator barricades and supports shall meet NCHRP 350 crash evaluation criteria.
- ⑧ Minimum flexible tubular marker base area shall be 0.03 m².
- ⑨ It is not necessary to delineate a drop-off of 75 or less adjacent to active travel lanes. Where channellizing devices are used to delineate drop-offs of 75 or less adjacent to active travel lanes, at least 825 of the device shall be above the adjoining pavement surface. Where channelizing devices are used to delineate a drop-off greater than 75 adjacent to active travel lanes, at least 675 of the device shall be above the adjoining pavement surface and a Type C warning light shall be attached to the top of the device (on the pavement side). In no case shall more than 225 of the device be below the adjoining pavement surface.
10. The proper orientation in respect to approaching vehicular traffic shall be maintained on vertical panels. Drums are the preferred channelizing device in a tight radius curve.

LEGEND

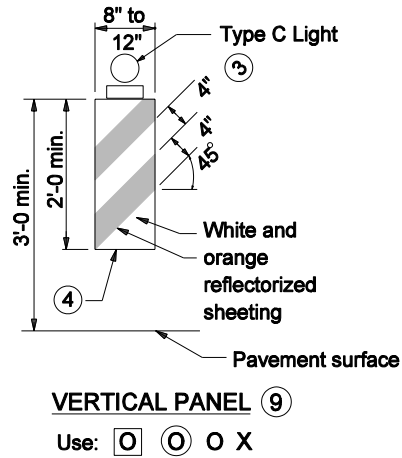
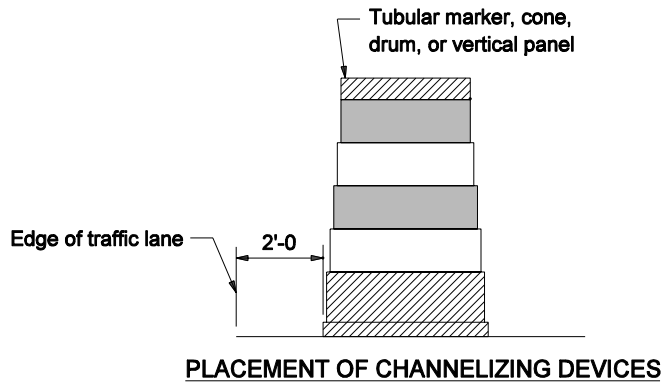
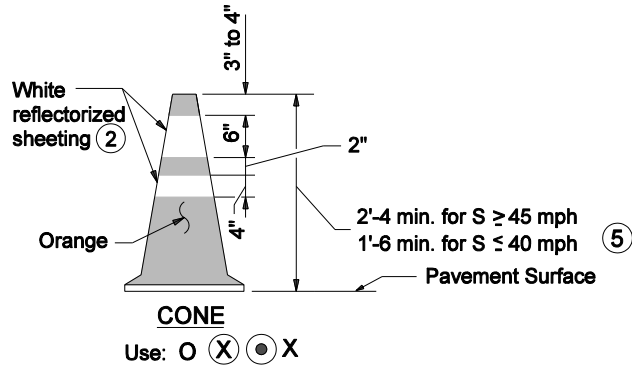
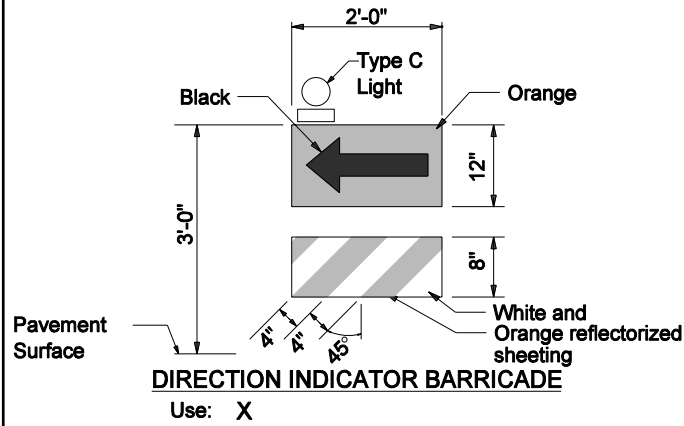
- - Device may be used in tangent set-ups.
- X - Device may be used in taper or transition set-ups.
- ⊗ - Devices may be used in two-way traffic set-ups to divide opposing lanes of traffic.
- - Device may be used to divide two or more lanes of traffic in the same direction.
- ⊙ - Device may be used to replace barricades and drums where space is limited.
- ◻ - Device may be used to delineate edge of pavement drop-off where space is limited.

All dimensions are in mm unless otherwise specified

INDIANA DEPARTMENT OF TRANSPORTATION

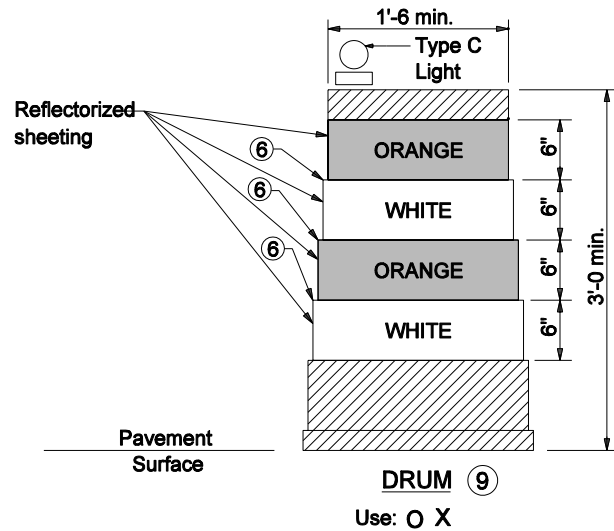
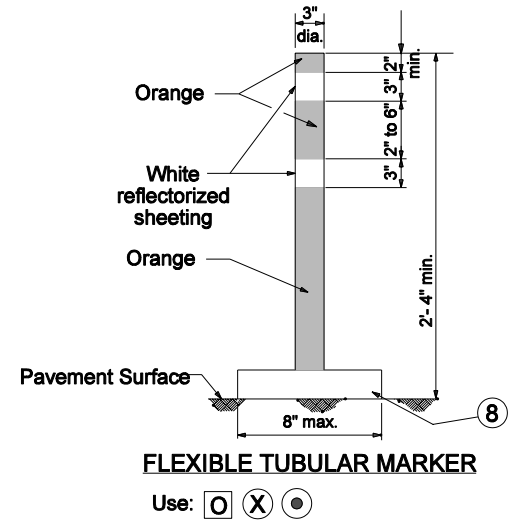
CHANNELIZING DEVICES

8-19-04



GENERAL NOTES

1. For additional notes and legends see Standard Drawing E 801-TCLG-01 or E 801-TCDV-02.
2. A Type C warning light will be required on tapers where there is a reduction in the number of lanes and a flashing arrow sign is used..



GENERAL NOTES

1. Unless otherwise specified, channelizing devices shall be spaced as shown on Standard Drawing E 801-TCLG-01.
- ② Reflectorized bands may be omitted from cones for lane closures during daylight hours.
- ③ For vertical panels greater than 3 ft in height, the width of the stripes shall be 6 in.
- ④ Vertical panels used on an expressway or a freeway shall have a minimum reflective panel area of 270 sq. in. Other roadways with a posted speed limit of 50 mph or greater shall have a minimum reflective panel area of 270 sq. in., also.
- ⑤ Cones shall have a minimum height of 2'-4" when used at night.
- ⑥ The maximum distance between the edges of adjacent reflective sheeting strips shall be 2 in.
7. Panel and direction indicator barricades and supports shall meet NCHRP 350 crash evaluation criteria.
- ⑧ Minimum flexible tubular marker base area shall be 0.3 sq. ft.
- ⑨ It is not necessary to delineate a drop-off of 3 in. or less adjacent to active travel lanes. Where channellizing devices are used to delineate drop-offs of 3 in. or less adjacent to active travel lanes, at least 33 in. of the device shall be above the adjoining pavement surface. Where channelizing devices are used to delineate a drop-off greater than 3 in. adjacent to active travel lanes, at least 27 in. of the device shall be above the adjoining pavement surface and a Type C warning light shall be attached to the top of the device (on the pavement side). In no case shall more than 9 in. of the device be below the adjoining pavement surface.
10. The proper orientation in respect to approaching vehicular traffic shall be maintained on vertical panels. Drums are the preferred channelizing device in a tight radius curve.

LEGEND

- O - Device may be used in tangent set-ups.
- X - Device may be used in taper or transition set-ups.
- ⊗ - Devices may be used in two-way traffic set-ups to divide opposing lanes of traffic.
- ⦿ - Device may be used to divide two or more lanes of traffic in the same direction.
- ⊙ - Device may be used to replace barricades and drums where space is limited.
- ◻ - Device may be used to delineate edge of pavement drop-off where space is limited.