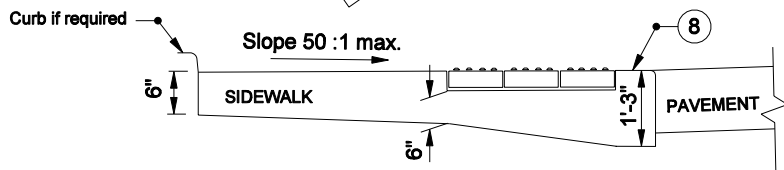
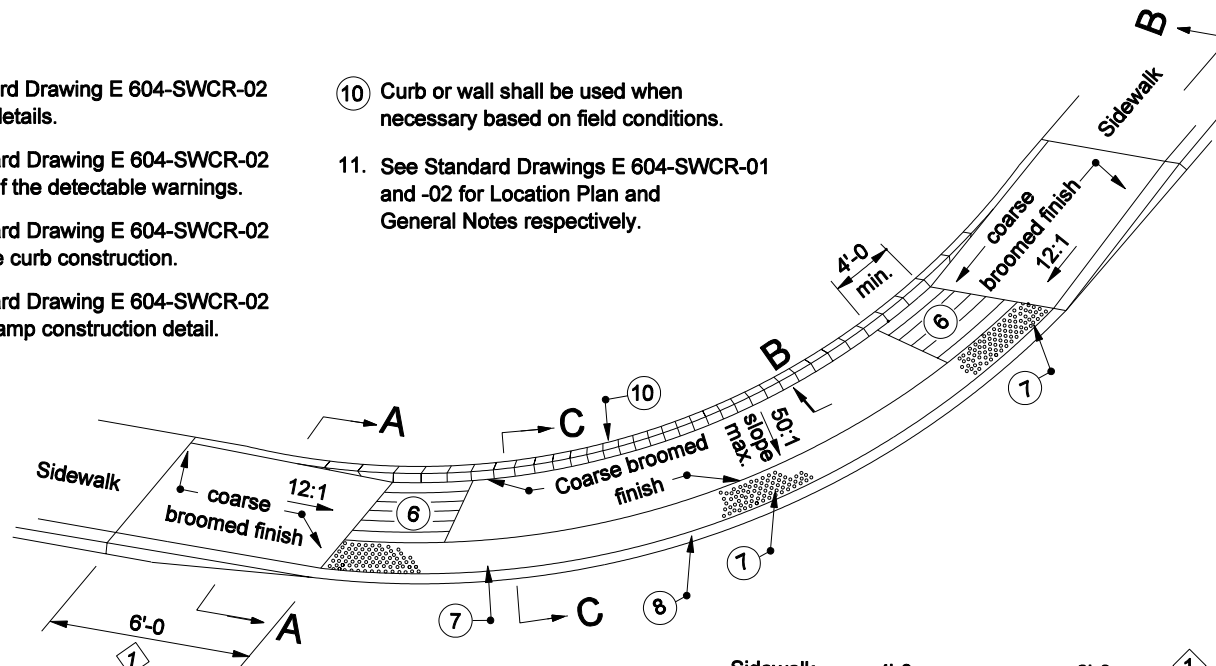
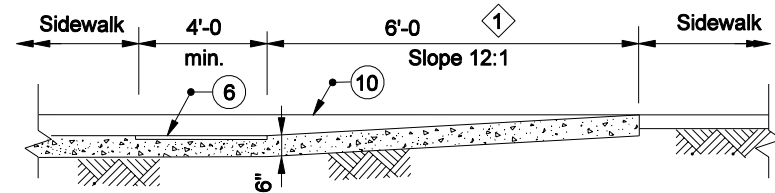


NOTES :

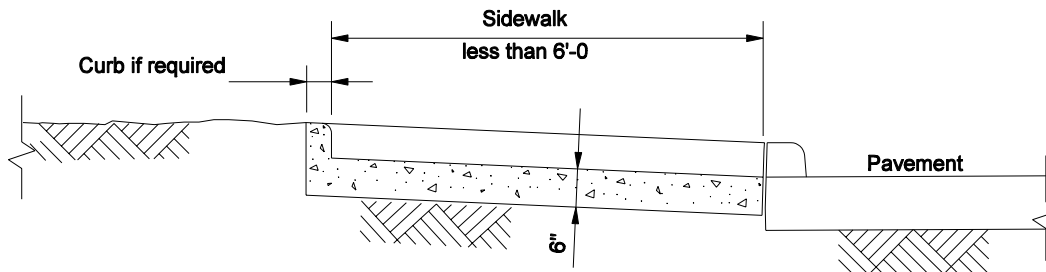
- ⑥ See Standard Drawing E 604-SWCR-02 for groove details.
- ⑦ See Standard Drawing E 604-SWCR-02 for details of the detectable warnings.
- ⑧ See Standard Drawing E 604-SWCR-02 for alternate curb construction.
- 9. See Standard Drawing E 604-SWCR-02 for typical ramp construction detail.
- ⑩ Curb or wall shall be used when necessary based on field conditions.
- 11. See Standard Drawings E 604-SWCR-01 and -02 for Location Plan and General Notes respectively.



SECTION C-C



SECTION B-B



SECTION A-A

INDIANA DEPARTMENT OF TRANSPORTATION	
SIDEWALK CURB RAMPS TYPE F	
SEPTEMBER 2005	
STANDARD DRAWING NO. E 604-SWCR-08	
	/s/ Richard L. VanCleave 9-01-05 DESIGN STANDARDS ENGINEER DATE
	/s/ Richard K. Smutzer 9-01-05 CHIEF HIGHWAY ENGINEER DATE
DESIGN STANDARDS ENGINEER	