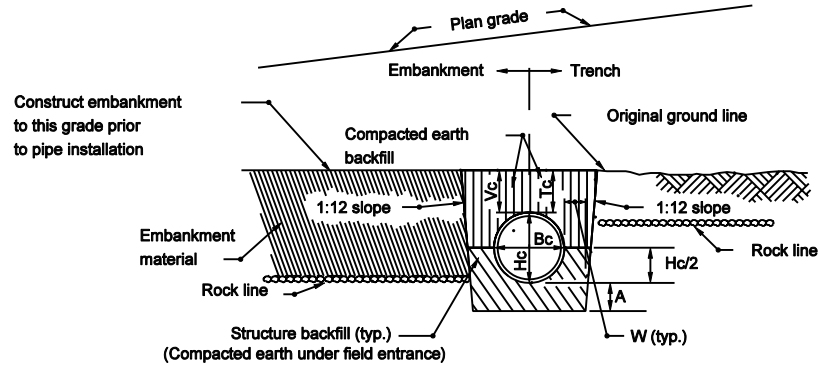


NOTES

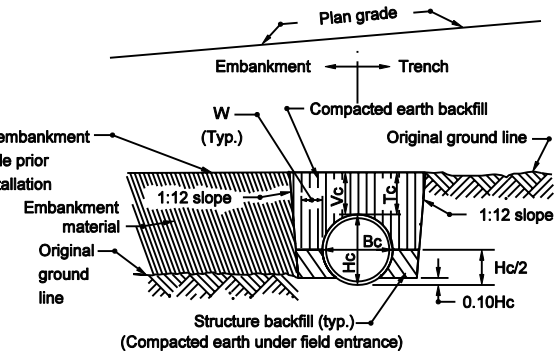
1. Refer to Standard Drawing E 715-BKFL-09 for general notes.



**SECTION D-D
EMBANKMENT/TRENCH INSTALLATION
ROCK FOUNDATION**

LEGEND

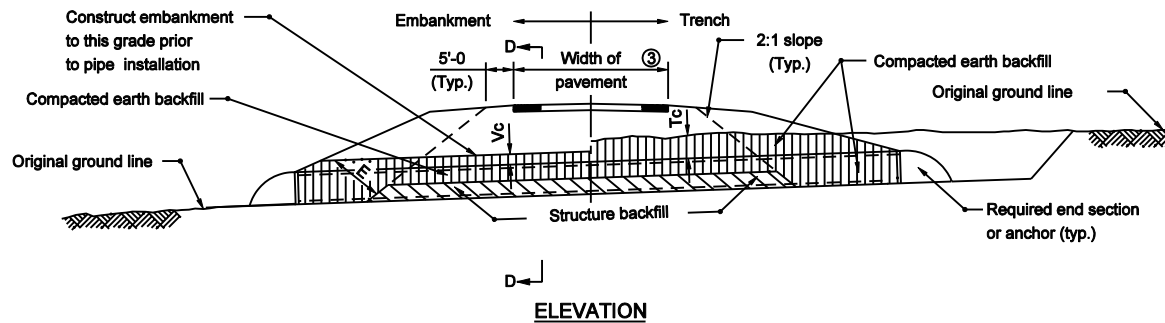
- Hc = Overall diameter or rise
- Bc = Overall diameter or span
- A = 8" min. for fill height up to 16'
= 12" min. for fill height of 16' or more
- Vc = 12" for Bc ≤ 18"
= 18" for Bc > 18"
- Tc = Trench cover depth
- W = 0.3 Bc or 9", whichever is greater
- ⑦ E = Encasement



**SECTION D-D
EMBANKMENT/TRENCH INSTALLATION**

METHOD 2 BACKFILL

Structures under commercial and private drive approaches.



INDIANA DEPARTMENT OF TRANSPORTATION	
PIPE STRUCTURE BACKFILL DRIVEWAY INSTALLATIONS	
MARCH 2003	
STANDARD DRAWING NO. E 715-BKFL-07	
	/s/ Anthony L. Uremovich 3-03-03 DESIGN STANDARDS ENGINEER DATE
	/s/ Richard K. Smutzer 3-03-03 CHIEF HIGHWAY ENGINEER DATE
DESIGN STANDARDS ENGINEER	