

2014 0569

Other

Common Wage Survey for Marion County, October 2014


Wage Classifications	Skilled			Semi-Skilled			Unskilled		
	Wage			Wage			Wage		
	Base	Fringe	Total	Base	Fringe	Total	Base	Fringe	Total
Brick Layer	\$30.06	\$11.11	\$41.17	\$27.05	\$11.11	\$38.16	\$17.00	\$0.00	\$17.00
Carpenter	\$28.82	\$15.09	\$43.91	\$25.67	\$11.34	\$37.01	\$16.48	\$11.14	\$27.62
Carpenter-Highway	\$26.43	\$16.11	\$42.54	\$16.78	\$16.61	\$33.39			
Cement Mason	\$26.00	\$14.14	\$40.14	\$22.10	\$14.14	\$36.24	\$17.06	\$14.64	\$31.70
Electrician	\$33.15	\$17.39	\$50.54	\$20.80	\$10.38	\$31.18	\$14.10	\$8.58	\$22.68
Floor Coverer/Setter	\$29.65	\$9.56	\$39.21	\$20.55	\$5.86	\$26.41			
General Labor	\$22.38	\$12.46	\$34.84	\$20.14	\$11.91	\$32.05	\$16.79	\$11.91	\$28.70
Glazier	\$25.86	\$12.90	\$38.76	\$12.93	\$9.90	\$22.83	\$10.34	\$3.59	\$13.93
Hodcarrier	\$23.13	\$12.46	\$35.59	\$16.00	\$0.00	\$16.00	\$14.00	\$0.00	\$14.00
Interior Finish Technician: Erects metal framing, installs and finishes drywall, seals and plasters.	\$28.52	\$15.09	\$43.61	\$17.70	\$11.49	\$29.19			
Iron Worker	\$29.29	\$19.42	\$48.71	\$24.90	\$19.42	\$44.32	\$17.57	\$19.42	\$36.99
Laborer-Highway	\$22.62	\$12.41	\$35.03	\$27.98	\$14.24	\$42.22	\$16.97	\$12.41	\$29.38
Low Boys (Single Axle)	\$17.50	\$5.53	\$23.03						
Low Boys (Tandem-Axle)	\$30.25	\$14.56	\$44.81						
Low Boys (Tandem-Tandem Axle)	\$27.71	\$12.81	\$40.52						
Mechanic - Highway	\$30.75	\$15.31	\$46.06						
Mechanical Insulator	\$32.99	\$16.34	\$49.33	\$21.23	\$8.78	\$30.01	\$13.98	\$8.30	\$22.28
Mechanical Technician (HVAC, Sheet Metal)	\$32.00	\$6.00	\$38.00	\$14.83	\$4.60	\$19.43	\$11.78	\$3.90	\$15.68
Metal Building Mechanic	\$27.90	\$18.76	\$46.66	\$19.98	\$12.93	\$32.91			
Millwright	\$26.64	\$17.42	\$44.06	\$27.46	\$14.14	\$41.60	\$14.65	\$12.28	\$26.93
Operating Engineer	\$32.50	\$14.14	\$46.64	\$27.23	\$15.31	\$42.54			
Operating Engineer - Highway	\$30.75	\$15.31	\$46.06	\$17.10	\$9.14	\$26.24	\$24.60	\$15.31	\$39.91
Painter	\$24.43	\$11.98	\$36.41	\$18.52	\$11.44	\$29.96	\$14.65	\$8.56	\$23.21
Pipe Worker (Plumber, Pipe Fitter)	\$33.67	\$15.58	\$49.25	\$17.03	\$7.66	\$24.69	\$11.78	\$8.29	\$20.07
Roofers	\$24.33	\$10.26	\$34.59	\$17.03	\$7.66	\$24.69	\$11.00	\$4.00	\$15.00
Semi Water Truck & Sprinkler	\$27.41	\$12.81	\$40.22						
Sound and Communication	\$26.70	\$11.72	\$38.42	\$22.70	\$11.54	\$34.24	\$14.70	\$7.49	\$22.19
Sprinkler Fitters	\$34.04	\$18.13	\$52.17	\$22.13	\$18.13	\$40.26	\$15.30	\$13.55	\$28.85
Teamster	\$24.20	\$12.99	\$37.19						
Truck Driver	\$31.00	\$14.03	\$45.03	\$18.36	\$2.23	\$20.59			

No Survey Data Received:

Data from most the recent Marion County Common Wage Publication is proposed as follows

Wage Classification	Skilled			Semi-Skilled			Unskilled		
	Base	Fringe	Total	Base	Fringe	Total	Base	Fringe	Total
Asbestos Abatement,	\$19.95	\$11.50	\$31.45	\$18.15	\$11.50	\$29.65	\$14.25	\$2.50	\$16.75
Painter-Highway,	\$28.99	\$11.33	\$40.32	\$22.59	\$11.33	\$33.92	\$14.09	\$11.33	\$25.42


1: 3/26/2013 Health and Hospital Corporation, The
2: 2/12/2013 Indianapolis Department of Public Works



Date 10/14/14


Indiana State AFL-CIO Representative
Associated Builders and Contractors

Date 10/14/14



Date 10/14/2014

Representative
Taxpayer Named by County Legislative



Date 12-10-14

Body
Awarding Agency Representative

Date 10-16-14

Taxpayer Named by Appointing Agency