

20140551

COMMON CONSTRUCTION WAGE SCALE

Date: October 9, 2014

City: LAFAYETTE

County: TIPPECANOE

EB

Project Description and Scope:

TIPPECANOE SCHOOL CORPORATION

We the undersigned common construction wage committee, appointed pursuant to Indiana Code 5-16-7 et seq., do hereby fix and determine the following common construction wage scale to apply to any public works construction projects covered by the Indiana Common Construction Wage Act for which the awarding government agency lets not later than three (3) months after the date the committee adopts a wage scale.

COMMERCIAL BUILDING

Classification	Class	Hourly Rate	Fringes	Total:
Asbestos Workers/ Mechanical Insulators				
	Skilled	\$31.23	17.20	48.43
	Semiskilled	\$18.71	8.75	27.46
	Unskilled	\$13.65	8.48	22.13
Asbestos Workers/ Asbestos Abatement				
	Skilled	\$22.03	12.95	34.98
	Semiskilled	N/A	N/A	N/A
	Unskilled	N/A	N/A	N/A
Boilermakers				
	Skilled	\$33.78	25.88	59.66
	Semiskilled	\$28.71	25.88	54.59
	Unskilled	\$23.65	25.88	49.53
Bricklayers				
	Skilled	\$27.28	14.64	41.92
	Semiskilled	\$20.46	14.64	35.10
	Unskilled	\$13.64	14.64	28.28
Carpenters				
	Skilled	\$27.81	16.91	44.72
	Semiskilled	\$20.86	12.56	33.42
	Unskilled	\$12.51	6.34	18.85

Carpet Layers

Skilled	\$26.05	14.34	40.39
Semiskilled	\$19.54	10.59	30.13
Unskilled	\$11.72	6.83	18.55

Cement Masons

Skilled	\$25.85	14.68	40.53
Semiskilled	\$20.68	14.68	35.36
Unskilled	\$18.10	14.68	32.78

Drywall Finishers

Skilled	\$23.90	14.11	38.01
Semiskilled	\$17.93	14.11	32.04
Unskilled	\$11.95	14.11	26.06

Drywall Installers

Skilled	\$27.81	16.91	44.72
Semiskilled	\$20.86	12.56	33.42
Unskilled	\$12.51	6.34	18.85

Electricians

Skilled	\$31.04	15.90	46.94
Semiskilled	\$18.62	15.90	34.52
Unskilled	\$12.42	6.22	18.64

Elevator Constructors

Skilled	\$42,585	30,485	73.07
Semiskilled	\$29.99	30,485	60.475
Unskilled	\$23.69	28,505	52.195

Floorcovers

Skilled	\$26.05	14.34	40.39
Semiskilled	\$19.54	10.59	30.13
Unskilled	\$11.72	6.83	18.55

Glaziers

Skilled	\$26.26	13.40	39.66
Semiskilled	\$18.38	11.48	29.86
Unskilled	\$13.13	10.20	23.33

Iron Workers

Skilled	\$29.84	19.97	49.81
Semiskilled	\$22.38	19.97	42.35
Unskilled	\$17.91	19.97	37.88

Laborers	Skilled	\$22.28	12.95	35.23
	Semiskilled	\$22.03	12.95	34.98
	Unskilled	\$21.28	12.95	34.23
Mechanical Insulators				
	Skilled	\$31.23	17.20	48.43
	Semiskilled	\$18.71	8.75	27.46
	Unskilled	\$13.65	8.48	22.13
Millwrights				
	Skilled	\$27.97	17.23	45.20
	Semiskilled	\$20.98	13.02	34.00
	Unskilled	\$12.59	6.84	19.43
Operating Engineers				
	Skilled	\$31.21	15.80	47.01
	Semiskilled	\$28.09	15.80	43.89
	Unskilled	\$23.41	15.80	39.21
Painters/Brush/Roll				
	Skilled	\$23.85	14.11	37.96
	Semiskilled	\$17.89	14.11	32.00
	Unskilled	\$11.93	14.11	26.04
Painters/Spray/Sandblast				
	Skilled	\$24.85	14.11	38.96
	Semiskilled	\$18.89	14.11	33.00
	Unskilled	\$12.93	14.11	27.04
Paperhanger				
	Skilled	\$23.85	14.11	37.96
	Semiskilled	\$17.89	14.11	32.00
	Unskilled	\$11.93	14.11	26.04
Pipefitters & Steamfitters				
	Skilled	\$36.52	14.32	50.84
	Semiskilled	\$21.91	14.32	36.23
	Unskilled	\$18.26	6.75	25.01
Plasters				
	Skilled	\$26.66	14.58	41.24
	Semiskilled	\$21.33	14.58	35.91
	Unskilled	\$18.66	14.58	33.24

Plumbers

Skilled	\$36.52	14.32	50.84
Semiskilled	\$21.91	14.32	36.23
Unskilled	\$18.26	6.75	25.01

Pointer/Caulker/Cleaners

Skilled	\$27.28	14.64	41.92
Semiskilled	\$20.46	14.64	35.10
Unskilled	\$13.64	14.64	28.28

Roofers

Skilled	\$24.33	10.01	34.34
Semiskilled	\$17.03	7.41	24.44
Unskilled	\$12.17	2.60	14.77

Sheet Metal Workers

Skilled	\$31.01	21.96	52.97
Semiskilled	\$23.26	18.83	42.09
Unskilled	\$15.51	15.48	30.99

**Sound and Communication
Workers**

Skilled	\$25.47	12.17	37.64
Semiskilled	\$16.56	11.91	28.47
Unskilled	\$12.74	6.23	18.97

Sprinkler Fitters

Skilled	\$33.69	15.95	49.64
Semiskilled	\$23.58	15.95	39.53
Unskilled	\$16.85	8.35	25.20

Stone Masons

Skilled	\$27.28	14.64	41.92
Semiskilled	\$20.46	14.64	35.10
Unskilled	\$13.64	14.64	28.28

Teamsters

Skilled	\$27.60	13.52	41.12
Semiskilled	N/A	N/A	N/A
Unskilled	N/A	N/A	N/A

Technical Engineers

Skilled	\$27.81	16.91	44.72
Semiskilled	N/A	N/A	N/A
Unskilled	N/A	N/A	N/A

Tile & Marble Setters

Skilled	\$28.98	11.10	40.08
Semiskilled	\$26.09	11.10	37.19
Unskilled	\$13.08	11.10	24.18

Terrazzo Workers

Skilled	\$29.57	11.21	40.78
Semiskilled	\$26.62	11.21	37.83
Unskilled	\$13.35	11.21	24.56

Terrazzo Helpers/Finishers

Skilled	\$19.07	7.31	26.38
Semiskilled	\$16.37	7.31	23.68
Unskilled	\$12.44	7.31	19.75

Tile & Marble Helpers/Finishers

Skilled	\$19.96	7.32	27.28
Semiskilled	\$18.11	7.32	25.43
Unskilled	\$12.45	7.32	19.77

Definitions:

Skilled: An individual who performs work in a classification listed on the scale of wages. It shall be presumed that an employee is a skilled worker in that classification, and entitled to receive compensation at the skilled rate, unless the worker satisfies all of the criteria for being categorized as a semi-skilled or unskilled worker.

Semi-skilled: An individual registered in a bona fide apprenticeship program registered with the United States Department of Labor, Employment and Training Administration, Bureau of Apprenticeship and Training. Apprentices are paid pursuant to their individually warranted percentage for the classification of work that they perform as set forth in the apprentice program standards.

Unskilled: An individual with less than twelve months of cumulative experience in the construction trades and who is not registered in a bona fide apprenticeship program.

The above definitions shall not apply to workers in the classification of Laborer.

Apprenticeship Programs:

The Wage Committee determines that the common practice in the county is for contractors to participate in bona fide apprenticeship programs registered with the U.S. Department of Labor, Bureau of Apprenticeship and Training and that the rate of pay for the classifications of labor that participate in such programs is based in part on a percentage of the journeyman's rate (skilled rate herein) depending on the individual's progress in the program.

Workers engaged in such an apprenticeship program will be permitted to work at less than the predetermined rate set out above for the work they perform. Such apprentices must be paid at not less than the rate specified in the registered program for the apprentice's level of progress, expressed as a percentage of the journeymen hourly rate which is the skilled hourly rate in this wage scale.


Any worker who is not registered or otherwise employed in a bona fide apprenticeship program registered with the U.S. Department of Labor, Bureau of Apprenticeship and Training and has twelve or more months of cumulative experience in the construction trades shall be paid at the skilled wage rate on this wage determination for the classification of work actually performed by the worker regardless of how the employer classifies such a worker.

Disputes regarding the appropriate classification of workers and the amounts said workers should be paid may be submitted to the Indiana Department of Labor for investigation.


Indiana State AFL-CIO Representative


Awarding Agency Representative

ABC


Taxpayer Named by Appointing Agency

Taxpayer Named by County Legislative
Body

Date: October 9, 2014

20140551

COMMON CONSTRUCTION WAGE SCALE

Date: October 9, 2014

HH

City: Lafayette

County: Tippecanoe

Project Description and Scope: TIPPECANOE SCHOOL CORPORATION

We the undersigned common construction wage committee, appointed pursuant to Indiana Code 5-16-7 et seq., do hereby fix and determine the following common construction wage scale to apply to any public works construction projects covered by the Indiana Common Construction Wage Act for which the awarding government agency lets not later than three (3) months after the date the committee adopts a wage scale.

HEAVY/HIGHWAY

Classification	Class	Hourly Rate	Fringes	Total:
Asbestos Workers/ Mechanical Insulators				
	Skilled	\$31.23	\$17.20	\$48.43
	Semiskilled	\$18.71	\$8.75	\$27.46
	Unskilled	\$13.65	\$8.48	\$22.13
Asbestos Workers/ Asbestos Abatement				
	Skilled	N/A	N/A	N/A
	Semiskilled	N/A	N/A	N/A
	Unskilled	N/A	N/A	N/A
Boilermakers				
	Skilled	\$33.78	\$25.88	\$59.66
	Semiskilled	\$28.71	\$25.88	\$54.59
	Unskilled	\$23.65	\$25.88	\$49.53
Bricklayers				
	Skilled	\$27.28	\$14.64	\$41.92
	Semiskilled	\$20.46	\$14.64	\$35.10
	Unskilled	\$13.64	\$14.64	\$28.28
Carpenters				
	Skilled	\$26.23	\$15.86	42.09
	Semiskilled	\$19.67	\$13.78	33.45
	Unskilled	\$11.80	\$6.49	18.29
Cement Masons				
	Skilled	\$25.85	\$14.68	40.53
	Semiskilled	\$20.68	\$14.68	35.36
	Unskilled	\$18.10	\$14.68	32.78

Drywall Finishers

Skilled	\$23.90	\$14.11	38.01
Semiskilled	\$17.93	\$14.11	32.04
Unskilled	\$11.95	\$14.11	26.06

Drywall Installers

Skilled	\$27.81	\$16.91	44.72
Semiskilled	\$20.86	\$12.56	33.42
Unskilled	\$12.51	\$6.34	18.85

Electricians

Skilled	\$31.04	\$15.90	46.94
Semiskilled	\$18.62	\$15.90	34.52
Unskilled	\$12.42	\$6.22	18.64

Elevator Constructors

Skilled	\$42.585	\$30.485	73.070
Semiskilled	\$29.99	\$30.485	60.475
Unskilled	\$23.69	\$28.505	52.195

Floorcovers

Skilled	\$26.05	\$14.34	40.39
Semiskilled	\$19.54	\$10.59	30.13
Unskilled	\$11.72	\$6.83	18.55

Glaziers

Skilled	\$26.26	\$13.40	39.66
Semiskilled	\$18.38	\$11.48	29.86
Unskilled	\$13.13	\$10.20	23.33

Iron Workers

Skilled	\$29.84	\$19.97	49.81
Semiskilled	\$22.38	\$19.97	42.35
Unskilled	\$17.91	\$19.97	37.88

Laborers

Skilled	\$23.62	\$12.96	36.58
Semiskilled	\$23.12	\$12.96	36.08
Unskilled	\$22.62	\$12.96	35.58

Mechanical Insulators

Skilled	\$31.23	\$17.20	48.43
Semiskilled	\$18.71	\$8.75	27.46
Unskilled	\$13.65	\$8.48	22.13

Millwrights

Skilled	\$27.97	\$17.23	45.20
Semiskilled	\$20.98	\$13.02	34.00
Unskilled	\$12.59	\$6.84	19.43

Operating Engineers

Skilled	\$31.55	\$15.81	47.36
Semiskilled	\$28.34	\$15.81	44.15
Unskilled	\$23.66	\$15.81	39.47

Painters/Brush/Roll

Skilled	\$23.85	\$14.11	37.96
Semiskilled	\$17.89	\$14.11	32.00
Unskilled	\$11.93	\$14.11	26.04

Painters/Spray/Sandblast

Skilled	\$24.85	\$14.11	38.96
Semiskilled	\$18.89	\$14.11	33.00
Unskilled	\$12.93	\$14.11	27.04

Pipefitters & Steamfitters

Skilled	\$36.52	\$14.32	50.84
Semiskilled	\$21.91	\$14.32	36.23
Unskilled	\$18.26	\$6.75	25.01

Plasters

Skilled	\$26.66	\$14.58	41.24
Semiskilled	\$21.33	\$14.58	35.91
Unskilled	\$18.66	\$14.58	33.24

Plumbers

Skilled	\$36.52	\$14.32	50.84
Semiskilled	\$21.91	\$14.32	36.23
Unskilled	\$18.26	\$6.75	25.01

Pointer/Caulker/Cleaners

Skilled	\$27.28	\$14.64	41.92
Semiskilled	\$20.46	\$14.64	35.10
Unskilled	\$13.64	\$14.64	28.28

Roofers

Skilled	\$24.33	\$10.01	34.34
Semiskilled	\$17.03	\$7.41	24.44
Unskilled	\$12.17	\$2.60	14.77

Sheet Metal Workers

Skilled	\$31.01	\$21.96	52.97
Semiskilled	\$23.26	\$18.83	42.09
Unskilled	\$15.51	\$15.48	30.99

**Sound and Communication
Workers**

Skilled	\$25.47	\$12.17	37.64
Semiskilled	\$16.56	\$11.91	28.47
Unskilled	\$12.74	\$6.23	18.97

Sprinkler Fitters

Skilled	\$33.69	\$15.95	49.64
Semiskilled	\$23.58	\$15.95	39.53
Unskilled	\$16.85	\$8.35	25.20

Stone Masons

Skilled	\$27.28	\$14.64	41.92
Semiskilled	\$20.46	\$14.64	35.10
Unskilled	\$13.64	\$14.64	28.28

Teamsters

Skilled	\$27.91	\$13.52	41.43
Semiskilled	N/A	N/A	N/A
Unskilled	N/A	N/A	N/A

Technical Engineers

Skilled	\$25.59	\$14.60	40.19
Semiskilled	N/A	N/A	N/A
Unskilled	N/A	N/A	N/A

Tile & Marble Setters

Skilled	\$28.98	\$11.10	40.08
Semiskilled	\$26.09	\$11.10	37.19
Unskilled	\$13.08	\$11.10	24.18

Terrazzo Workers

Skilled	\$29.57	\$11.21	40.78
Semiskilled	\$26.62	\$11.21	37.83
Unskilled	\$13.35	\$11.21	24.56

Terrazzo Helpers/Finishers

Skilled	\$19.07	\$7.31	26.38
Semiskilled	\$16.37	\$7.31	23.68
Unskilled	\$12.44	\$7.31	19.75

Tile & Marble Helper/Finishers

Skilled	\$19.96	\$7.32	27.28
Semiskilled	\$18.11	\$7.32	25.43
Unskilled	\$12.45	\$7.32	19.77

[Add classifications as required by the project]

Definitions:

Skilled: An individual who performs work in a classification listed on the scale of wages. It shall be presumed that an employee is a skilled worker in that classification, and entitled to receive compensation at the skilled rate, unless the worker satisfies all of the criteria for being categorized as a semi-skilled or unskilled worker.

Semi-skilled: An individual registered in a bona fide apprenticeship program registered with the United States Department of Labor, Employment and Training Administration, Bureau of Apprenticeship and Training. Apprentices are paid pursuant to their individually warranted percentage for the classification of work that they perform as set forth in the apprentice program standards.

Unskilled: An individual with less than twelve months of cumulative experience in the construction trades and who is not registered in a bona fide apprenticeship program.

The above definitions shall not apply to workers in the classification of Laborer.



Apprenticeship Programs:

The Wage Committee determines that the common practice in the county is for contractors to participate in bona fide apprenticeship programs registered with the U.S. Department of Labor, Bureau of Apprenticeship and Training and that the rate of pay for the classifications of labor that participate in such programs is based in part on a percentage of the journeyman's rate (skilled rate herein) depending on the individual's progress in the program.

Workers engaged in such an apprenticeship program will be permitted to work at less than the predetermined rate set out above for the work they perform. Such apprentices must be paid at not less than the rate specified in the registered program for the apprentice's level of progress, expressed as a percentage of the journeymen hourly rate which is the skilled hourly rate in this wage scale.

Any worker who is not registered or otherwise employed in a bona fide apprenticeship program registered with the U.S. Department of Labor, Bureau of Apprenticeship and Training and has twelve or more months of cumulative experience in the construction trades shall be paid at the skilled wage rate on this wage determination for the classification of work actually performed by the worker regardless of how the employer classifies such a worker.

Disputes regarding the appropriate classification of workers and the amounts said workers should be paid may be submitted to the Indiana Department of Labor for investigation.

 
Indiana State AFL-CIO Representative Awarding Agency Representative

ABC 
Taxpayer Named by Appointing Agency

Taxpayer Named by County Legislative
Body

Date: October 9, 2014

Format updated 6/06/2006