

2014/0448

County: ALLEN

State of Indiana

We the undersigned common construction wage committee, appointed pursuant to Indiana Code 5-16-7 et seq., as amended in 1995, do hereby fix and determine the following common construction wage scales to apply on the:

Indiana University-Purdue University Fort Wayne Campus

The rates listed below are for: All Projects (Building, Sewer/Utility*, Heavy Highway*) Pages 1-3

*Rates for Laborers & Operating Engineers are subject to project classification

WAGE RATES

The wage rates under the column "Total Hourly Wage Rate" as set forth by the committee are the minimum wage rates to be paid and shall not prevent a contractor from paying a higher wage rate.

<u>Classification</u>	<u>Class</u>	<u>Hourly Rate</u>	<u>Fringe Benefits</u>	<u>Total Hourly Wage Rate</u>
Asbestos Workers	Skilled	\$29.73	\$13.22	\$42.95
	Semi-skilled	\$23.50	\$12.95	\$36.45
	Unskilled	\$14.94	\$9.21	\$24.15
Boilermakers	Skilled	\$32.95	\$11.70	\$44.65
	Semi-skilled	\$26.36	\$11.70	\$38.06
	Unskilled	\$19.77	\$11.70	\$31.47
Bricklayers	Skilled	\$28.62	\$12.46	\$41.08
	Semi-skilled	\$21.46	\$12.46	\$33.92
	Unskilled	\$14.31	\$12.46	\$26.77
Carpenters/Floor Coverer Drywall Installer	Skilled	\$23.97	\$15.20	\$39.17
	Semi-skilled	\$17.98	\$11.05	\$29.03
	Unskilled	\$10.79	\$6.51	\$17.30
Cement Masons	Skilled	\$23.38	\$11.39	\$34.77
	Semi-skilled	\$18.70	\$11.39	\$30.09
	Unskilled	\$14.03	\$11.39	\$25.42
Electricians	Skilled	\$30.18	\$14.86	\$45.04
	Semi-skilled	\$18.11	\$11.66	\$29.77
	Unskilled	\$12.07	\$7.03	\$19.10
Elevator Constructors	Skilled	\$42.58	\$30.48	\$73.06
	Semi-skilled	\$29.99	\$30.48	\$60.47
	Unskilled	\$23.69	\$28.50	\$52.19
Glaziers	Skilled	\$22.50	\$11.70	\$34.20
	Semi-skilled	\$18.00	\$10.65	\$28.65
	Unskilled	\$11.25	\$9.09	\$20.34

Iron Workers

<u>Classification</u>	<u>Class</u>	<u>Hourly Rate</u>	<u>Fringe Benefits</u>	<u>Total Hourly Wage Rate</u>
	Skilled	\$24.94	\$18.62	\$43.56
	Semi-skilled	\$19.95	\$18.62	\$38.57
	Unskilled	\$13.72	\$18.62	\$32.34
Laborers				
(Building Rates)	Skilled	\$19.13	\$11.90	\$31.03
	Semi-skilled	\$17.22	\$11.90	\$29.12
	Unskilled	\$14.35	\$11.90	\$26.25
Laborers				
(Heavy Highway/Utility)	Skilled	\$22.62	\$12.25	\$34.87
	Semi-skilled	\$20.36	\$12.25	\$32.61
	Unskilled	\$16.97	\$12.25	\$29.22
Mechanical Insulation Worker				
	Skilled	\$29.73	\$13.22	\$42.95
	Semi-skilled	\$23.50	\$12.72	\$36.22
	Unskilled	\$14.94	\$9.21	\$24.15
Millwrights				
	Skilled	\$24.83	\$14.87	\$39.70
	Semi-skilled	\$18.62	\$14.87	\$33.49
	Unskilled	\$13.66	\$14.87	\$28.53
Operating Engineers				
(Building Rates)	Skilled	\$30.88	\$15.02	\$45.90
	Semi-skilled	\$29.93	\$15.02	\$44.95
	Unskilled	\$23.43	\$15.02	\$38.45
Operating Engineers				
(Heavy Highway/Utility)	Skilled	\$30.75	\$15.15	\$45.90
	Semi-skilled	\$28.53	\$15.15	\$43.68
	Unskilled	\$26.61	\$15.15	\$41.76
Painters/Drywall Finishers				
	Skilled	\$20.86	\$11.85	\$32.71
	Semi-skilled	\$14.60	\$11.85	\$26.45
	Unskilled	\$10.43	\$11.85	\$22.28
Pipefitters, Steamfitters & Plumbers				
	Skilled	\$29.86	\$14.91	\$44.77
	Semi-skilled	\$20.90	\$14.91	\$35.81
	Unskilled	\$11.94	\$14.91	\$26.85
Plasterers				
	Skilled	\$25.69	\$11.75	\$37.44
	Semi-skilled	\$21.84	\$11.75	\$33.59
	Unskilled	\$15.41	\$11.75	\$27.16
Roofers				
	Skilled	\$19.33	\$8.80	\$28.13
	Semi-skilled	\$15.46	\$8.80	\$24.26
	Unskilled	\$9.42	\$3.54	\$12.96
Sheet Metal Workers				
	Skilled	\$29.97	\$17.94	\$47.91
	Semi-skilled	\$22.48	\$17.94	\$40.42
	Unskilled	\$13.49	\$17.94	\$31.43
Sound and Communication Workers				
	Skilled	\$25.00	\$12.31	\$37.31
	Semi-skilled	\$16.25	\$12.31	\$28.56
	Unskilled	\$12.50	\$6.02	\$18.52
Sprinkler Fitters				

<u>Classification</u>	<u>Class</u>	<u>Hourly Rate</u>	<u>Fringe Benefits</u>	<u>Total Hourly Wage Rate</u>
	Skilled	\$34.04	\$14.37	\$48.41
	Semi-skilled	\$23.83	\$14.37	\$38.20
	Unskilled	\$17.02	\$7.19	\$24.21
Teamsters				
Under 3 Tons	Skilled	\$25.81	\$11.13	\$36.94
	Semi-skilled	N/A	N/A	
	Unskilled	N/A	N/A	
Teamsters				
Over 3 Tons	Skilled	\$26.11	\$11.13	\$37.24
	Semi-skilled	N/A	N/A	
	Unskilled	N/A	N/A	
Terrazzo Grinder				
	Skilled	\$24.21	\$9.10	\$33.31
	Semi-skilled	\$18.51	\$9.10	\$27.61
	Unskilled	\$12.10	\$9.10	\$21.20
Terrazzo & Mosaic Workers				
	Skilled	\$28.52	\$11.20	\$39.72
	Semi-skilled	\$21.39	\$11.20	\$32.59
	Unskilled	\$14.26	\$11.20	\$25.46
Tile, Marble & Terrazzo Finisher				
	Skilled	\$21.07	\$9.07	\$30.14
	Semi-skilled	\$15.80	\$9.07	\$24.87
	Unskilled	\$10.53	\$9.07	\$19.60
Tile Mechanics & Marble Masons				
	Skilled	\$25.80	\$11.01	\$36.81
	Semi-skilled	\$19.35	\$11.01	\$30.36
	Unskilled	\$12.90	\$11.01	\$23.91

Skilled: An individual who performs work in a classification listed on the scale of wages. It shall be presumed that an employee is a skilled worker in that classification, and entitled to receive compensation at the skilled rate, unless the worker satisfies all of the criteria for being categorized as a semi-skilled or unskilled worker.

Semi-skilled: An individual registered in a bona fide apprenticeship program registered with the United States Department of Labor, Employment and Training Administration, Bureau of Apprenticeship and Training.

Unskilled: An individual with less than twelve months of cumulative experience in the construction trades and who is not registered in a bona fide apprenticeship program.

The above definitions shall not apply to workers in the classification of Laborer.


APPRENTICESHIP PROGRAMS:

The Wage Committee determines that the common practice in the county is for contractors to participate in bona fide apprenticeship programs registered with the U.S. Department of Labor, Bureau of Apprenticeship and Training and that the rate of pay for the classifications of labor that participate in such programs is based in part on a percentage of the journeyman's rate (skilled rate herein) depending on the individual's progress in the program.

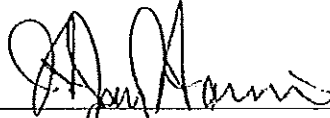
Workers engaged in such an apprenticeship program will be permitted to work at less than the predetermined rate set out above for the work they perform. Such apprentices must be paid at not less than the rate specified in the registered program for the apprentice's level of progress, expressed as a percentage of the journeymen hourly rate which is the skilled hourly rate in this wage scale.

Disputes regarding the appropriate classification of workers and the amounts said workers should be paid may be submitted to the Indiana Department of Labor for investigation.


SIGNATURES OF APPOINTEES




Appointee named by the Indiana State
AFL-CIO




Industry Appointee named by Awarding
Agency



Appointee named by the
Associated Builders and Contractors



Taxpayer Appointee named by the
Awarding Agency



Taxpayer Appointee named by the County
Legislative Body

Dated this 4 day of August 2014