

20130764

COMMON CONSTRUCTION WAGE SCALE

Date: 4/7/2014

City: Muncie County: Delaware

Project Description and Scope: Ball State University

We the undersigned common construction wage committee, appointed pursuant to Indiana Code 5-16-7 *et seq.*, do hereby fix and determine the following common construction wage scale to apply on the above referenced project.

Classification	Class	Hourly Rate	Fringes	Total:
Asbestos Workers/ Mechanical Insulators	Skilled	\$31.98	\$15.05	\$47.03
	Semiskilled	\$21.21	\$8.58	\$29.79
	Unskilled	\$13.62	\$8.19	\$21.81
Asbestos Workers/ Asbestos Abatement	Skilled	\$21.21	\$9.04	\$30.25
	Semiskilled	N/A	N/A	N/A
	Unskilled	N/A	N/A	N/A
Boilermakers	Skilled	\$33.78	\$25.88	\$59.66
	Semiskilled	\$27.02	\$25.88	\$52.90
	Unskilled	\$20.06	\$25.88	\$45.94
Bricklayers	Skilled	\$28.65	\$13.03	\$41.68
	Semiskilled	\$21.49	\$13.03	\$34.52
	Unskilled	\$14.33	\$13.03	\$27.36
Carpenters	Skilled	\$27.12	\$15.69	\$42.81
	Semiskilled	\$20.34	\$11.50	\$31.84
	Unskilled	\$14.92	\$11.28	\$26.20
Carpet Layers	Skilled	\$27.12	\$15.69	\$42.81
	Semiskilled	\$20.34	\$11.50	\$31.84
	Unskilled	\$14.92	\$11.28	\$26.20

Cement Masons				
	Skilled	\$24.10	\$10.76	\$34.86
	Semiskilled	\$19.28	\$10.76	\$30.04
	Unskilled	\$14.46	\$10.76	\$25.22
Drywall Finishers				
	Skilled	\$20.75	\$8.74	\$29.49
	Semiskilled	\$16.60	\$8.74	\$25.34
	Unskilled	\$8.30	\$8.74	\$17.04
Drywall Installers				
	Skilled	\$27.12	\$15.69	\$42.81
	Semiskilled	\$20.34	\$11.50	\$31.84
	Unskilled	\$14.92	\$11.28	\$26.20
Electricians				
	Skilled	\$31.80	\$13.44	\$45.24
	Semiskilled	\$19.08	\$9.80	\$28.88
	Unskilled	\$12.72	\$6.53	\$19.25
Elevator Constructors				
	Skilled	\$30.28	\$12.12	\$42.40
	Semiskilled	\$21.20	\$12.12	\$33.32
	Unskilled	\$16.65	\$12.12	\$28.77
Glaziers				
	Skilled	\$25.86	\$13.30	\$39.16
	Semiskilled	\$18.11	\$11.38	\$29.49
	Unskilled	\$12.93	\$10.10	\$23.03
Iron Workers				
	Skilled	\$28.60	\$19.11	\$47.71
	Semiskilled	\$22.88	\$19.11	\$41.99
	Unskilled	\$17.16	\$19.11	\$36.27
Laborers				
	Skilled	\$20.86	\$12.40	\$33.26
	Semiskilled	\$17.73	\$12.40	\$30.13
	Unskilled	\$15.65	\$12.40	\$28.05
Laborers/Asbestos Abatement				
	Skilled	N/A	N/A	N/A
	Semiskilled	\$17.73	\$12.40	\$30.13
	Unskilled	N/A	N/A	N/A

Millwrights

Skilled	\$26.74	\$17.92	\$44.66
Semiskilled	\$19.98	\$12.93	\$32.91
Unskilled	\$14.65	\$12.28	\$26.93

Operating Engineers*Class 1 or A*

Skilled	\$31.55	\$15.81	\$47.36
Semiskilled	\$23.66	\$15.81	\$39.47
Unskilled	\$20.51	\$15.81	\$36.32

Class 2 or B

Skilled	\$32.30	\$14.14	\$46.44
Semiskilled	\$24.23	\$14.14	\$38.37
Unskilled	\$20.86	\$12.80	\$33.66

Painters/Brush/Roll

Skilled	\$20.00	\$10.49	\$30.49
Semiskilled	\$16.00	\$9.55	\$25.55
Unskilled	\$10.00	\$8.14	\$18.14

Painters/Spray/Sandblast

Skilled	\$21.00	\$10.49	\$31.49
Semiskilled	\$17.00	\$9.55	\$26.55
Unskilled	\$11.00	\$8.14	\$19.14

Pipefitters & Steamfitters

Skilled	\$31.62	\$15.66	\$47.28
Semiskilled	\$17.39	\$12.64	\$30.03
Unskilled	\$15.18	\$12.64	\$27.82

Plasters

Skilled	\$24.84	\$11.32	\$36.16
Semiskilled	\$17.60	\$11.32	\$28.92
Unskilled	\$8.80	\$11.32	\$20.12

Plumbers

Skilled	\$31.62	\$15.66	\$47.28
Semiskilled	\$17.39	\$12.64	\$30.03
Unskilled	\$15.18	\$12.64	\$27.82

Pointer/Caulker/Cleaners

Skilled	\$27.12	\$15.69	\$42.81
Semiskilled	\$20.04	\$11.50	\$31.54
Unskilled	\$14.92	\$11.28	\$26.20

Roofers

Skilled	\$20.39	\$7.70	\$28.09
Semiskilled	\$16.31	\$7.70	\$24.01
Unskilled	\$10.20	\$2.35	\$12.55

Sheet Metal Workers

Skilled	\$32.28	\$19.65	\$51.93
Semiskilled	\$24.21	\$18.32	\$42.53
Unskilled	\$16.14	\$16.78	\$32.92

**Sound and Communication
Workers**

Skilled	\$31.80	\$13.44	\$45.24
Semiskilled	\$19.72	\$9.98	\$29.70
Unskilled	\$12.72	\$8.27	\$20.99

Sprinkler Fitters

Skilled	\$29.19	\$10.50	\$39.69
Semiskilled	\$18.97	\$10.50	\$29.47
Unskilled	\$14.60	\$10.50	\$25.10

Stone Masons

Skilled	\$27.45	\$10.94	\$38.39
Semiskilled	\$23.33	\$10.94	\$34.27
Unskilled	\$15.10	\$10.94	\$26.04

Teamsters

Skilled	\$23.06	\$12.39	\$35.45
Semiskilled	N/A	N/A	N/A
Unskilled	N/A	N/A	N/A

Technical Engineers

Skilled	\$17.20	\$6.90	\$24.10
Semiskilled	N/A	N/A	N/A
Unskilled	N/A	N/A	N/A

Tile, Marble Setters

Skilled	\$28.98	\$10.85	\$39.83
Semiskilled	\$26.09	\$10.85	\$36.94
Unskilled	\$13.08	\$10.85	\$23.93

Terrazzo Workers

Skilled	\$29.57	\$10.96	\$40.53
Semiskilled	\$26.62	\$10.96	\$37.58
Unskilled	\$13.35	\$10.96	\$24.31

Tile, Marble, Finishers

Skilled	\$19.96	\$7.07	\$27.03
Semiskilled	\$18.11	\$7.07	\$25.18
Unskilled	\$12.45	\$7.07	\$19.52

Terrazzo Helpers/Finishers

Skilled	\$19.07	\$7.06	\$26.13
Semiskilled	\$16.37	\$7.06	\$23.43
Unskilled	\$12.44	\$7.06	\$19.50

Chemical Workers (Prep & Install Epoxy Coatings)

Skilled	\$20.94	\$5.65	\$26.59
Semiskilled	\$18.95	\$5.65	\$24.60
Unskilled	\$12.29	\$5.65	\$17.94

Brick Pavers

Skilled	\$24.40	\$10.80	\$35.20
Semiskilled	\$21.97	\$10.80	\$32.77
Unskilled	\$11.15	\$10.80	\$21.95


Truck Mechanics

Skilled	\$17.60	\$5.49	\$23.09
Semiskilled	N/A	N/A	N/A
Unskilled	N/A	N/A	N/A


[Add classifications as required by the project]




 Indiana State AFL-CIO Representative




 Awarding Agency Representative



 Representative of the
 Associated Builders and Contractors
 of Indiana



 Taxpayer Named by Appointing Agency



 Taxpayer Named by County Legislative
 Body

4/7/2014
 Date