

Effective 1/22/14

## COMMON CONSTRUCTION WAGE SCALE

20130593

Date: 1/7/2014

City: Muncie County: Delaware

Project Description and Scope: Ball State University

We the undersigned common construction wage committee, appointed pursuant to Indiana Code 5-16-7 *et seq.*, do hereby fix and determine the following common construction wage scale to apply on the above referenced project.

Classification	Class	Hourly Rate	Fringes	Total:
<b>Asbestos Workers/</b>				
<b>Mechanical Insulators</b>	Skilled	\$31.98	\$15.05	\$47.03
	Semiskilled	\$21.21	\$8.58	\$29.79
	Unskilled	\$13.62	\$8.19	\$21.81
<b>Asbestos Workers/</b>				
<b>Asbestos Abatement</b>	Skilled	\$21.21	\$9.04	\$30.25
	Semiskilled	N/A	N/A	N/A
	Unskilled	N/A	N/A	N/A
<b>Boilermakers</b>				
	Skilled	\$33.78	\$25.88	\$59.66
	Semiskilled	\$27.02	\$25.88	\$52.90
	Unskilled	\$20.06	\$25.88	\$45.94
<b>Bricklayers</b>				
	Skilled	\$28.65	\$13.03	\$41.68
	Semiskilled	\$21.49	\$13.03	\$34.52
	Unskilled	\$14.33	\$13.03	\$27.36
<b>Carpenters</b>				
	Skilled	\$27.12	\$15.69	\$42.81
	Semiskilled	\$20.34	\$11.50	\$31.84
	Unskilled	\$14.92	\$11.28	\$26.20
<b>Carpet Layers</b>				
	Skilled	\$27.12	\$15.69	\$42.81
	Semiskilled	\$20.34	\$11.50	\$31.84
	Unskilled	\$14.92	\$11.28	\$26.20

**Cement Masons**

Skilled	\$24.10	\$10.76	\$34.86
Semiskilled	\$19.28	\$10.76	\$30.04
Unskilled	\$14.46	\$10.76	\$25.22

**Drywall Finishers**

Skilled	\$20.75	\$8.74	\$29.49
Semiskilled	\$16.60	\$8.74	\$25.34
Unskilled	\$8.30	\$8.74	\$17.04

**Drywall Installers**

Skilled	\$27.12	\$15.69	\$42.81
Semiskilled	\$20.34	\$11.50	\$31.84
Unskilled	\$14.92	\$11.28	\$26.20

**Electricians**

Skilled	\$31.80	\$13.44	\$45.24
Semiskilled	\$19.08	\$9.80	\$28.88
Unskilled	\$12.72	\$6.53	\$19.25

**Elevator Constructors**

Skilled	\$30.28	\$12.12	\$42.40
Semiskilled	\$21.20	\$12.12	\$33.32
Unskilled	\$16.65	\$12.12	\$28.77

**Glaziers**

Skilled	\$25.86	\$13.30	\$39.16
Semiskilled	\$18.11	\$11.38	\$29.49
Unskilled	\$12.93	\$10.10	\$23.03

**Iron Workers**

Skilled	\$28.60	\$19.11	\$47.71
Semiskilled	\$22.88	\$19.11	\$41.99
Unskilled	\$17.16	\$19.11	\$36.27

**Laborers**

Skilled	\$22.62	\$11.86	\$34.48
Semiskilled	\$19.23	\$11.86	\$31.09
Unskilled	\$16.97	\$11.86	\$28.83

**Laborers/Asbestos  
Abatement**

Skilled	N/A	N/A	N/A
Semiskilled	\$19.23	\$11.86	\$31.09
Unskilled	N/A	N/A	N/A

**Millwrights**

Skilled	\$26.74	\$17.92	\$44.66
Semiskilled	\$19.98	\$12.93	\$32.91
Unskilled	\$14.65	\$12.28	\$26.93

**Operating Engineers***Class 1 or A*

Skilled	\$30.75	\$15.31	\$46.06
Semiskilled	\$23.06	\$15.31	\$38.37
Unskilled	\$19.99	\$15.31	\$35.30

*Class 2 or B*

Skilled	\$32.30	\$14.14	\$46.44
Semiskilled	\$24.23	\$14.14	\$38.37
Unskilled	\$20.86	\$12.80	\$33.66

**Painters/Brush/Roll**

Skilled	\$20.00	\$10.49	\$30.49
Semiskilled	\$16.00	\$9.55	\$25.55
Unskilled	\$10.00	\$8.14	\$18.14

**Painters/Spray/Sandblast**

Skilled	\$21.00	\$10.49	\$31.49
Semiskilled	\$17.00	\$9.55	\$26.55
Unskilled	\$11.00	\$8.14	\$19.14

**Pipefitters & Steamfitters**

Skilled	\$31.27	\$15.21	\$46.48
Semiskilled	\$17.03	\$12.19	\$29.22
Unskilled	\$15.00	\$12.19	\$27.19

**Plasters**

Skilled	\$24.84	\$11.32	\$36.16
Semiskilled	\$17.60	\$11.32	\$28.92
Unskilled	\$8.80	\$11.32	\$20.12

**Plumbers**

Skilled	\$31.27	\$15.21	\$46.48
Semiskilled	\$17.20	\$12.19	\$29.39
Unskilled	\$15.00	\$12.19	\$27.19

**Pointer/Caulker/Cleaners**

Skilled	\$27.12	\$15.69	\$42.81
Semiskilled	\$20.04	\$11.50	\$31.54
Unskilled	\$14.92	\$11.28	\$26.20

**Roofers**

Skilled	\$20.39	\$7.70	\$28.09
Semiskilled	\$16.31	\$7.70	\$24.01
Unskilled	\$10.20	\$2.35	\$12.55

**Sheet Metal Workers**

Skilled	\$32.28	\$19.65	\$51.93
Semiskilled	\$24.21	\$18.32	\$42.53
Unskilled	\$16.14	\$16.78	\$32.92

**Sound and Communication  
Workers**

Skilled	\$31.80	\$13.44	\$45.24
Semiskilled	\$19.72	\$9.98	\$29.70
Unskilled	\$12.72	\$8.27	\$20.99

**Sprinkler Fitters**

Skilled	\$29.19	\$10.50	\$39.69
Semiskilled	\$18.97	\$10.50	\$29.47
Unskilled	\$14.60	\$10.50	\$25.10

**Stone Masons**

Skilled	\$27.45	\$10.94	\$38.39
Semiskilled	\$23.33	\$10.94	\$34.27
Unskilled	\$15.10	\$10.94	\$26.04

**Teamsters**

Skilled	\$23.06	\$12.39	\$35.45
Semiskilled	N/A	N/A	N/A
Unskilled	N/A	N/A	N/A

**Technical Engineers**

Skilled	\$17.20	\$6.90	\$24.10
Semiskilled	N/A	N/A	N/A
Unskilled	N/A	N/A	N/A

**Tile, Marble Setters**

Skilled	\$28.98	\$10.85	\$39.83
Semiskilled	\$26.09	\$10.85	\$36.94
Unskilled	\$13.08	\$10.85	\$23.93

**Terrazzo Workers**

Skilled	\$29.57	\$10.96	\$40.53
Semiskilled	\$26.62	\$10.96	\$37.58
Unskilled	\$13.35	\$10.96	\$24.31

**Tile, Marble, Finishers**

Skilled	\$19.96	\$7.07	\$27.03
Semiskilled	\$18.11	\$7.07	\$25.18
Unskilled	\$12.45	\$7.07	\$19.52

**Terrazzo Helpers/Finishers**

Skilled	\$19.07	\$7.06	\$26.13
Semiskilled	\$16.37	\$7.06	\$23.43
Unskilled	\$12.44	\$7.06	\$19.50

**Chemical Workers (Prep & Install Epoxy Coatings)**

Skilled	\$20.94	\$5.65	\$26.59
Semiskilled	\$18.95	\$5.65	\$24.60
Unskilled	\$12.29	\$5.65	\$17.94


**Brick Pavers**


Skilled	\$24.40	\$10.80	\$35.20
Semiskilled	\$21.97	\$10.80	\$32.77
Unskilled	\$11.15	\$10.80	\$21.95

**Truck Mechanics**

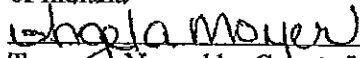
Skilled	\$17.60	\$5.49	\$23.09
Semiskilled	N/A	N/A	N/A
Unskilled	N/A	N/A	N/A


[Add classifications as required by the project]

  
\_\_\_\_\_  
Indiana State AFL-CIO Representative

  
\_\_\_\_\_  
Awarding Agency Representative

\_\_\_\_\_  
Representative of the  
Associated Builders and Contractors  
of Indiana

  
\_\_\_\_\_  
Taxpayer Named by County Legislative  
Body

  
\_\_\_\_\_  
Taxpayer Named by Appointing Agency

1/7/2014  
Date