

COMMON CONSTRUCTION WAGE SCALE

Date: 1/17/2013

City: Muncie **County:** Delaware

Project Description and Scope: Ball State University

We the undersigned common construction wage committee, appointed pursuant to Indiana Code 5-16-7 *et seq.* , do hereby fix and determine the following common construction wage scale to apply on the above referenced project.

Classification	Class	Hourly Rate	Fringes	Total:
Asbestos Workers/ Mechanical Insulators	Skilled	\$31.98	\$15.05	\$47.03
	Semiskilled	\$21.21	\$8.58	\$29.79
	Unskilled	\$13.62	\$8.19	\$21.81
Asbestos Workers/ Asbestos Abatement	Skilled	\$21.21	\$9.04	\$30.25
	Semiskilled	N/A	N/A	N/A
	Unskilled	N/A	N/A	N/A
Boilermakers	Skilled	\$32.95	\$24.81	\$57.76
	Semiskilled	\$26.36	\$24.81	\$51.17
	Unskilled	\$20.06	\$24.81	\$44.87
Bricklayers	Skilled	\$28.05	\$12.99	\$41.04
	Semiskilled	\$21.04	\$12.99	\$34.03
	Unskilled	\$14.03	\$12.99	\$27.02
Carpenters	Skilled	\$26.72	\$15.09	\$41.81
	Semiskilled	\$20.04	\$11.18	\$31.22
	Unskilled	\$14.70	\$10.97	\$25.67
Carpet Layers	Skilled	\$26.72	\$15.09	\$41.81
	Semiskilled	\$20.04	\$11.18	\$31.22
	Unskilled	\$14.70	\$10.97	\$25.67

Cement Masons

Skilled	\$24.10	\$10.76	\$34.86
Semiskilled	\$19.28	\$10.76	\$30.04
Unskilled	\$14.46	\$10.76	\$25.22

Drywall Finishers

Skilled	\$20.75	\$8.74	\$29.49
Semiskilled	\$16.60	\$8.74	\$25.34
Unskilled	\$8.30	\$8.74	\$17.04

Drywall Installers

Skilled	\$26.72	\$15.09	\$41.81
Semiskilled	\$20.04	\$11.18	\$31.22
Unskilled	\$14.70	\$10.97	\$25.67

Electricians

Skilled	\$31.88	\$11.73	\$43.61
Semiskilled	\$19.77	\$10.49	\$30.26
Unskilled	\$12.75	\$8.77	\$21.52

Elevator Constructors

Skilled	\$30.28	\$12.12	\$42.40
Semiskilled	\$21.20	\$12.12	\$33.32
Unskilled	\$16.65	\$12.12	\$28.77

Glaziers

Skilled	\$25.86	\$12.90	\$38.76
Semiskilled	\$18.11	\$11.10	\$29.21
Unskilled	\$12.93	\$9.90	\$22.83

Iron Workers

Skilled	\$28.60	\$19.11	\$47.71
Semiskilled	\$22.88	\$19.11	\$41.99
Unskilled	\$17.16	\$19.11	\$36.27

Laborers

Skilled	\$22.62	\$11.86	\$34.48
Semiskilled	\$21.36	\$11.86	\$33.22
Unskilled	\$20.86	\$11.86	\$32.72

**Laborers/Asbestos
Abatement**

Skilled	N/A	N/A	N/A
Semiskilled	\$21.36	\$11.86	\$33.22
Unskilled	N/A	N/A	N/A

Millwrights

Skilled	\$26.34	\$17.32	\$43.66
Semiskilled	\$19.76	\$12.87	\$32.63
Unskilled	\$11.85	\$6.80	\$18.65

Operating Engineers*Class 1 or A*

Skilled	\$29.70	\$13.91	\$43.61
Semiskilled	\$22.28	\$13.91	\$36.19
Unskilled	\$19.31	\$13.91	\$33.22

Class 2 or B

Skilled	\$30.05	\$10.11	\$40.16
Semiskilled	\$22.54	\$10.11	\$32.65
Unskilled	\$19.53	\$10.11	\$29.64

Painters/Brush/Roll

Skilled	\$20.00	\$10.49	\$30.49
Semiskilled	\$16.00	\$9.55	\$25.55
Unskilled	\$10.00	\$8.14	\$18.14

Painters/Spray/Sandblast

Skilled	\$21.00	\$10.49	\$31.49
Semiskilled	\$17.00	\$9.55	\$26.55
Unskilled	\$11.00	\$8.14	\$19.14

Pipefitters & Steamfitters

Skilled	\$31.27	\$15.21	\$46.48
Semiskilled	\$17.03	\$12.19	\$29.22
Unskilled	\$15.00	\$12.19	\$27.19

Plasters

Skilled	\$24.84	\$11.32	\$36.16
Semiskilled	\$17.60	\$11.32	\$28.92
Unskilled	\$8.80	\$11.32	\$20.12

Plumbers

Skilled	\$31.27	\$15.21	\$46.48
Semiskilled	\$17.20	\$12.19	\$29.39
Unskilled	\$15.00	\$12.19	\$27.19

Pointer/Caulker/Cleaners

Skilled	\$26.72	\$15.09	\$41.81
Semiskilled	\$20.04	\$11.18	\$31.22
Unskilled	\$14.70	\$10.97	\$25.67

Roofers

Skilled	\$20.39	\$7.70	\$28.09
Semiskilled	\$16.31	\$7.70	\$24.01
Unskilled	\$10.20	\$2.35	\$12.55

Sheet Metal Workers

Skilled	\$32.00	\$18.88	\$50.88
Semiskilled	\$24.00	\$17.61	\$41.61
Unskilled	\$16.00	\$16.15	\$32.15

**Sound and Communication
Workers**

Skilled	\$31.88	\$11.73	\$43.61
Semiskilled	\$19.77	\$9.99	\$29.76
Unskilled	\$12.75	\$8.27	\$21.03

Sprinkler Fitters

Skilled	\$29.19	\$10.50	\$39.69
Semiskilled	\$18.97	\$10.50	\$29.47
Unskilled	\$14.60	\$10.50	\$25.10

Stone Masons

Skilled	\$27.45	\$10.94	\$38.39
Semiskilled	\$23.33	\$10.94	\$34.27
Unskilled	\$15.10	\$10.94	\$26.04

Teamsters

Skilled	\$23.06	\$12.39	\$35.45
Semiskilled	N/A	N/A	N/A
Unskilled	N/A	N/A	N/A

Technical Engineers

Skilled	\$17.20	\$6.90	\$24.10
Semiskilled	N/A	N/A	N/A
Unskilled	N/A	N/A	N/A

Tile, Marble Setters

Skilled	\$28.99	\$10.22	\$39.21
Semiskilled	\$26.10	\$10.22	\$36.32
Unskilled	\$13.09	\$10.22	\$23.31

Terrazzo Workers

Skilled	\$29.58	\$10.33	\$39.91
Semiskilled	\$26.63	\$10.33	\$36.96
Unskilled	\$13.36	\$10.33	\$23.69

Tile, Marble, Finishers

Skilled	\$19.83	\$6.58	\$26.41
Semiskilled	\$17.98	\$6.58	\$24.56
Unskilled	\$12.32	\$6.58	\$18.90

Terrazzo Helpers/Finishers

Skilled	\$18.96	\$6.55	\$25.51
Semiskilled	\$16.26	\$6.55	\$22.81
Unskilled	\$12.33	\$6.55	\$18.88

Chemical Workers (Prep & Install Epoxy Coatings)

Skilled	\$20.94	\$5.65	\$26.59
Semiskilled	\$18.95	\$5.65	\$24.60
Unskilled	\$12.29	\$5.65	\$17.94


Brick Pavers

Skilled	\$24.40	\$10.18	\$34.58
Semiskilled	\$21.97	\$10.18	\$32.15
Unskilled	\$11.05	\$10.18	\$21.23

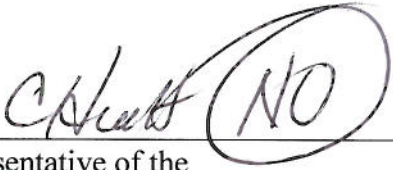
Truck Mechanics


Skilled	\$17.60	\$5.49	\$23.09
Semiskilled	N/A	N/A	N/A
Unskilled	N/A	N/A	N/A


[Add classifications as required by the project]


Indiana State AFL-CIO Representative


Awarding Agency Representative


Representative of the
Associated Builders and Contractors
of Indiana


Taxpayer Named by Appointing Agency


Taxpayer Named by County Legislative
Body

1/17/2013
Date