



# Indiana Department of Education

Dr. Katie Jenner, Secretary of Education

## Accessing the School Health Report via the LINK Portal

The School Health Report is located within the Indiana Department of Education's (IDOE's) LINK Portal, which allows users to log in to IDOE systems using their school Google or Microsoft accounts to access numerous educational data systems.

### Obtaining the Role of "School Health"



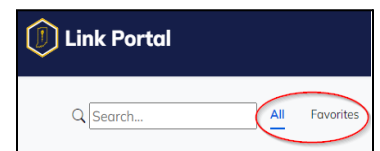
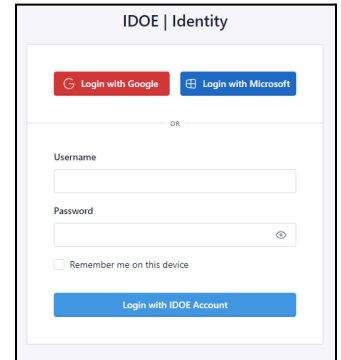
To gain access to the School Health Report, the user must be assigned the role of "School Health" by the school data security coordinator.

### Logging Into the LINK Portal

- To log in, navigate to <https://link.doe.in.gov>.
- Select either "Login with Google" or "Login with Microsoft" (whichever account is used by the school).
- Enter your school username and password.
- The LINK portal will open on either the "All" page or the "Favorites" page.
- If the School Health Report tile is visible, it may be kept on the "All" page with other tiles that have been assigned, or it may be added to the "Favorites" page by clicking on the gold star in the right corner of the tile.
- If the School Health Report tile is not visible, type "School Health" into the search bar, and the School Health Report tile should appear.
- If the School Health Report tile does not appear, please contact your school data security coordinator, and ask to be assigned the role of "School Health".

### Additional Information

- The user must sign in to the LINK portal using either the "Login with Google" or "Login with Microsoft" option.
- Please contact your school LINK security coordinator with questions or for assistance. If the LINK security coordinator needs further assistance, they may email [link@doe.in.gov](mailto:link@doe.in.gov).
- The School Health Report will be open each year from April 1 through June 15.



Updated: 2024.02.27