



HOW TO USE THE CHECKIN GAME SYSTEM

Indiana DNR, Division of Fish & Wildlife

Welcome to our online game check-in system, CheckIN Game. This guide will run you step-by step through the process of checking in your wild game via our online system.

Game Check can be completed by either through Logging in to your On-Line Services account or by entering your Customer ID and Date of Birth. Viewing the history of your previous game check in records is only available through an On-Line Services account. [Sign up here](#)

Check-in with Customer ID and Date of Birth

Step 1: Go to web address: www.checkingame.dnr.in.gov and click on the Option to “CHECK IN YOUR GAME ONLINE” If you know your Customer ID, just enter it with your date of birth and Submit. Then skip to step 3.

CHECKIN - CUSTOMER INFORMATION

Please fill out the information below so we can find your customer profile for Check-In. If you have an online account, you may [log in here](#) to access Check-In and view your Check-In History.

Customer Details

CUSTOMER ID (REQUIRED)

 I DON'T KNOW MY CUSTOMER ID

DATE OF BIRTH (REQUIRED)

Step 2: Find your DNR customer id number (CID). This number is located on your hunting, fishing or trapping license. If you're a lifetime license holder, have a landowner exemption, or don't know your customer ID, you can use the "I Don't Know My Customer ID" option. This option will give a second screen to add additional personal info to help identify you. If you have ever purchased an Indiana hunting or fishing license, or have checked in game, then you have a customer ID. If not, the system will give you a chance to set up a new customer profile and will automatically assign you a new customer ID number.

CHECKIN - CUSTOMER INFORMATION

Please fill out the information below so we can find your customer profile for Check-In. If you have an online account, you may [log in here](#) to access Check-In and view your Check-In History.

Customer Details

CUSTOMER ID

 I DONT KNOW MY CUSTOMER ID

DATE OF BIRTH (REQUIRED)

Additional Details

In order to make sure we've found the proper customer, please enter your last name and one additional piece of information.

LAST NAME (REQUIRED)

LAST 4 OF SSN

EMAIL ADDRESS

LICENSE NUMBER

POSTAL CODE

Step 3: Enter Harvest Information and Submit. The Harvest Information screen will require different information entry depending on game type, county, public vs private land, etc. Once all required information has been entered, the Submit button will become active (bright blue). If the Submit button is not active, check for missing data entry fields.

SELECT THE ANIMAL HARVESTED (REQUIRED)

2017-2017 Spring Turkey

WHAT COUNTY WAS THIS GAME HARVESTED IN? (REQUIRED)

ALLEN

WAS THE ANIMAL HARVESTED ON PUBLIC OR PRIVATE LAND? (REQUIRED)

Private

EQUIPMENT TYPE (REQUIRED)

Firearm

LICENSE TYPE (REQUIRED)

Spring Turkey

Harvest Date

HARVEST DATE (REQUIRED)

Apr 14 2017

HARVEST TIME (REQUIRED)

4 15 PM

Game Information

HARVESTED TURKEY GENDER (REQUIRED)

Male

HARVESTED TURKEY'S AGE (REQUIRED)

Adult

See how to determine turkey age [HERE](#)

SPUR LENGTH (IN) (REQUIRED)

Greater than 1 inch (25 mm+)

BEARD LENGTH (IN) (REQUIRED)

Greater than 6 inches

Acknowledgement of Responsibility

You are about to submit information regarding KARL's harvested game. You must review the information regarding KARL's harvested game for accuracy before submitting.

Under the penalties of perjury, I affirm that the information supplied by me is true and correct.

I AGREE

SUBMIT **CANCEL**

Step 4: The confirmation screen will include a confirmation Number. Make sure to record your confirmation number on your temporary transportation tag that is affixed to the animal until processing. Note: A confirmation email will also be sent to the email address on the account.

Check-In Details

Your customer Profile was created successfully with Customer ID Number **22**. Please make a note of this customer ID number and use it for all future CheckINs.

You've successfully checked in your game! Your confirmation number for this checkIN is **#1**.

Hunter Information

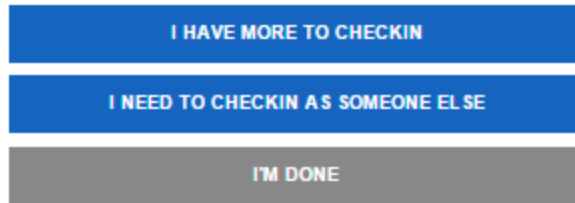
| | |
|----------------|-------------------|
| CUSTOMER ID | 22 |
| FIRST NAME | J |
| LAST NAME | floyd |
| DATE OF BIRTH | 1-1-1988 |
| COUNTRY | US |
| STREET ADDRESS | 123 Help Lane |
| CITY | Indianapolis |
| STATE | IN |
| ZIP CODE | 46222 |
| INDIANA COUNTY | Marion |
| PHONE | |
| EMAIL | j.floyd@gmail.com |

Harvest Information

| | |
|--|---------------------|
| CHECKIN CREATED BY | |
| CONFIRMATION NUMBER | 1704201 |
| GAME HARVESTED | Spring Turkey |
| RESIDENT / NON-RESIDENT | Resident |
| LICENSE TYPE | Lifetime License |
| EQUIPMENT TYPE | Archery |
| HARVEST DATE / TIME | 04/19/2017 10:10 AM |
| HARVESTED BEARDED FEMALE GENDER | Bearded Female |
| LAND TYPE | Private |
| INDIANA COUNTY IN WHICH GAME WAS TAKEN | Brown |
| CONFIRMATION DATE/TIME | 04/20/2017 11:27 AM |
| STATUS | Valid |

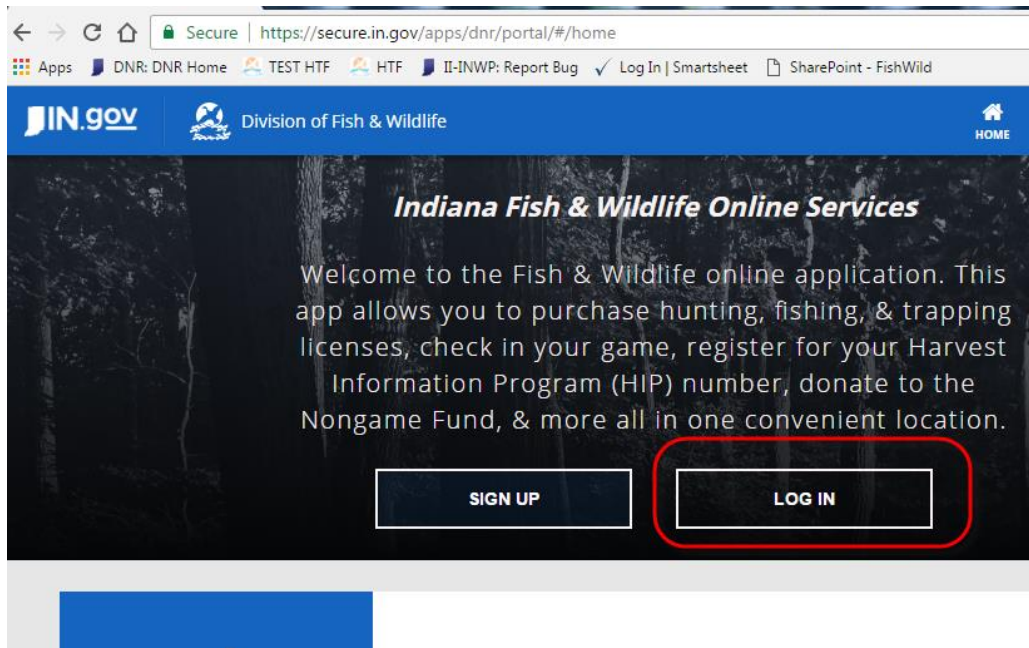
Step 5: At the bottom of the Confirmation Screen there will be some options. You can check-in additional game, you can check-in game for a different hunter, or you can finish.

Next Steps

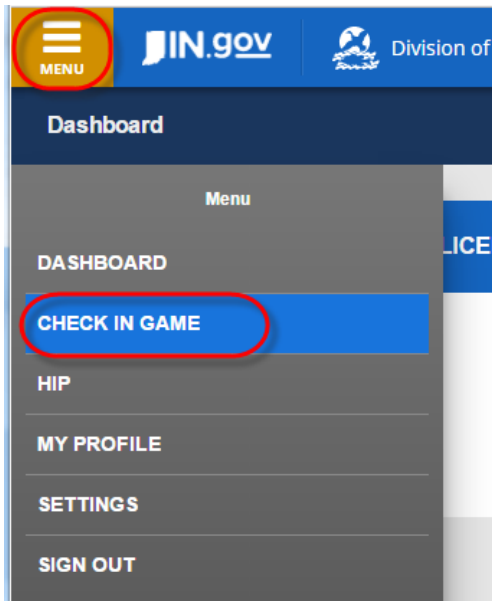


Check-in Through an On-Line Services Account

Step 1: Go to web address: <https://secure.in.gov/apps/dnr/portal/#/home> and click on the Option to LOGIN. If you have not previously set up an account, you will need to SIGN UP before logging in. There is a short HELP video available through a HELP link at the bottom of the Page. The FAQ link may also be helpful.



Step 2: Select the Check IN Game menu option.



Step 3: Enter Harvest Information and Submit. The Harvest Information screen will require different information entry depending on game type, county, public vs private land, etc. Once all required information has been entered, the Submit button will become active (bright blue). If the Submit button is not active, check for missing data entry fields.

SELECT THE ANIMAL HARVESTED (REQUIRED)

2017-2017 Spring Turkey

WHAT COUNTY WAS THIS GAME HARVESTED IN? (REQUIRED)

ALLEN

WAS THE ANIMAL HARVESTED ON PUBLIC OR PRIVATE LAND? (REQUIRED)

Private

EQUIPMENT TYPE (REQUIRED)

Firearm

LICENSE TYPE (REQUIRED)

Spring Turkey

Harvest Date

HARVEST DATE (REQUIRED)

Apr 14 2017

HARVEST TIME (REQUIRED)

4 15 PM

Game Information

HARVESTED TURKEY GENDER (REQUIRED)

Male

HARVESTED TURKEY'S AGE (REQUIRED)

Adult

See how to determine turkey age [HERE](#)

SPUR LENGTH (IN) (REQUIRED)

Greater than 1 inch (25 mm+)

BEARD LENGTH (IN) (REQUIRED)

Greater than 6 inches

Acknowledgement of Responsibility

You are about to submit information regarding KARL's harvested game. You must review the information regarding KARL's harvested game for accuracy before submitting.

Under the penalties of perjury, I affirm that the information supplied by me is true and correct.

I AGREE

SUBMIT CANCEL

Step 4: The confirmation screen will include a confirmation Number. Make sure to record your confirmation number on your temporary transportation tag that is affixed to the animal until processing. Note: A confirmation email will also be sent to the email address on the account.

Check-In Details

Your customer Profile was created successfully with Customer ID Number **22**. Please make a note of this customer ID number and use it for all future CheckINs.

You've successfully checked in your game! Your confirmation number for this checkIN is #1

Hunter Information

| | |
|----------------|---------------|
| CUSTOMER ID | 123456789 |
| FIRST NAME | J |
| LAST NAME | floyd |
| DATE OF BIRTH | 1-1-1980 |
| COUNTRY | US |
| STREET ADDRESS | 123 Help Lane |
| CITY | Indianapolis |
| STATE | IN |
| ZIP CODE | 46222 |
| INDIANA COUNTY | Marion |
| PHONE | |
| EMAIL | 123@gmail.com |

Harvest Information

| | |
|--|---------------------|
| CHECKIN CREATED BY | |
| CONFIRMATION NUMBER | 1704201 |
| GAME HARVESTED | Spring Turkey |
| RESIDENT / NON-RESIDENT | Resident |
| LICENSE TYPE | Lifetime License |
| EQUIPMENT TYPE | Archery |
| HARVEST DATE / TIME | 04/19/2017 10:10 AM |
| HARVESTED BEARDED FEMALE GENDER | Bearded Female |
| LAND TYPE | Private |
| INDIANA COUNTY IN WHICH GAME WAS TAKEN | Brown |
| CONFIRMATION DATE/TIME | 04/20/2017 11:27 AM |
| STATUS | Valid |

Step 5: Click OK and the system will take you to the CheckIN Game History page. This will list out your previous checkin records. You can Check In additional animals with the “+ CHECKIN GAME” button, or you can view and print existing check-in records with the “VIEW” button.

| Confirmation Number | Harvest Date | Harvest Time | Game Type | |
|---------------------|--------------|--------------|---------------|----------------------|
| 1704181484040 | 04/18/2017 | 10:00 AM | Spring Turkey | VIEW |