

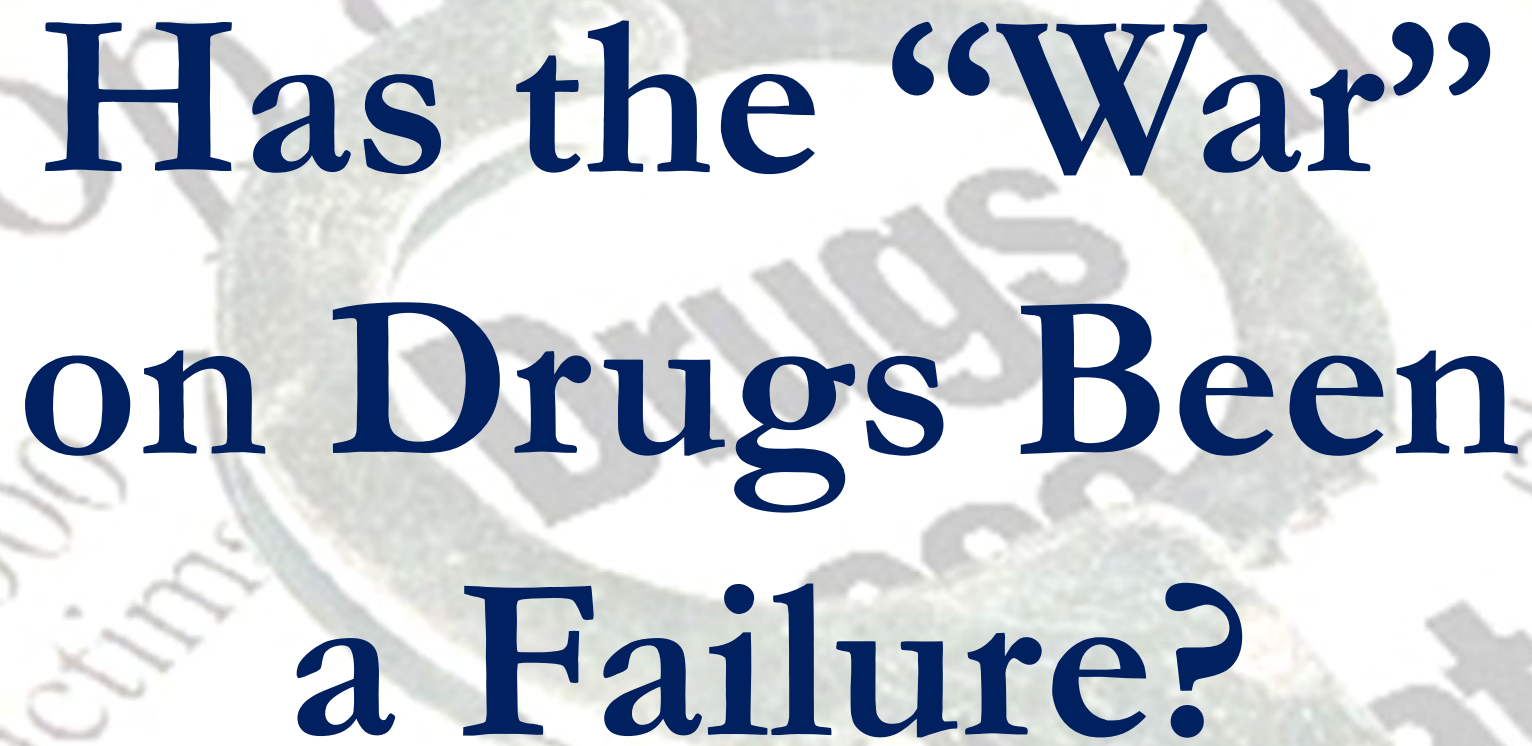
Drug Policy and Legalization of Marijuana in Colorado

Thomas J. Gorman, Director
Rocky Mountain High Intensity Drug Trafficking Area
www.rmhidta.org
2017



Drug Policy





Has the “War” on Drugs Been a Failure?

Question



What is the purpose of
drug policy?

Answer

- Purpose of drug policy
 - Limit the number of people using drugs

Question



Isn't drug
use a victimless
crime?




Answer

- Victimless crime?
 - Four classes of victim:
 1. User
 2. Family/Friends
 3. Victim of Crime
 4. Taxpayers

REMEMBERED ALWAYS

Andrew Steven Zorn

October 15th, 1982 -
March 1st, 2014



Question

What are the factors that affect the rate of drug use?



Answer

- Factors Affecting Rate of Drug Use
 - Four primary factors:
 1. Price
 2. Availability
 3. Perception of Risk
 4. Public Attitude

Drug “War” a Failure

Question...

What would it take for you to
consider our drug policy successful?

2014 and 2015 National Survey on Drug Use

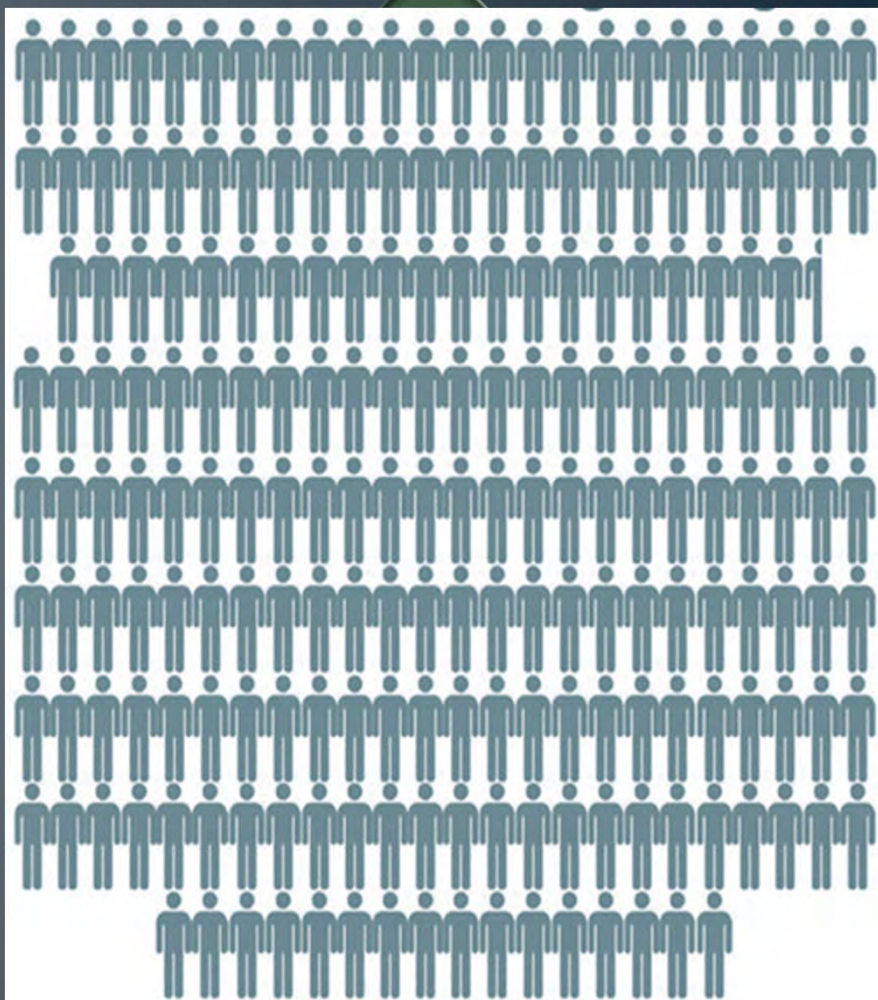
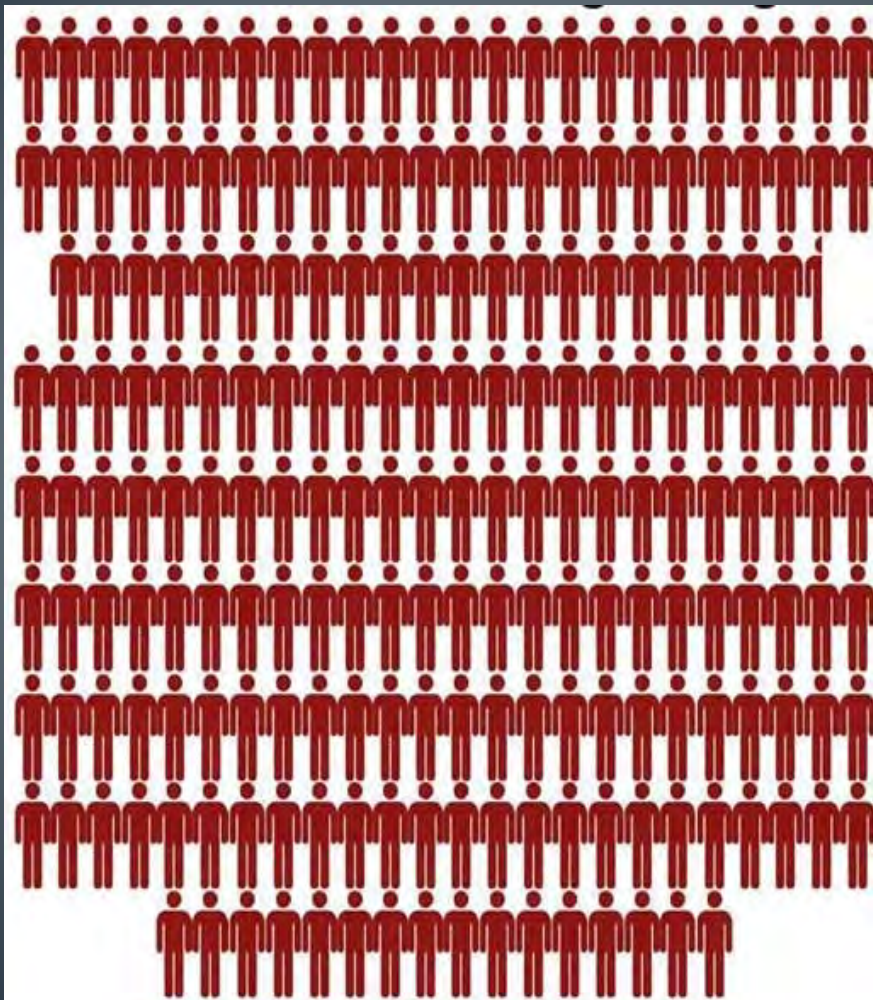
- Americans age 12 and older (past month):
 - ✓ 10% used any illegal drug
 - ✓ 24% used tobacco
 - ✓ 52% used alcohol

SOURCE: National Survey on Drug Use and Health, 2014 and 2015

90% of Americans
do NOT use
illegal drugs

Source: National Survey on Drug Use and Health, 2014 and 2015

Alcohol and Tobacco



Destruction of the USA

You don't have to build your nuclear arsenal to defeat America. Just get them to legalize drugs and they will destroy themselves from within.

Which of These Words:

- Stoned
- Wasted
- High
- Tuned Out
- Baked
- Ripped
- Sh** Faced
- Toasted
- Out of It
- Blitzed

Is Consistent With:

- Strong National Defense
- Ready Military
- Public Safety
- Quality Education
- Productive Work Force
- Public Health
- Strong Communities
- Healthy Family Environment
- Safe Highways

What's Happening in Colorado?



Licensed Marijuana Businesses

Medical Marijuana (June 2017)

- 513 licensed centers
- 770 marijuana cultivation facilities
- 251 infused products (edibles) businesses

Recreational Marijuana (June 2017)

- 491 licensed marijuana retail stores
- 684 licensed marijuana cultivation facilities
- 263 licenses for infused product (edibles) businesses

SOURCE: Colorado Department of Revenue, Licensees- Marijuana Enforcement Division

Perspective

- Colorado Business Profile, June 2017



2016	Colorado
Starbucks	392
McDonalds	208
Medical Marijuana Centers	513
Recreational Marijuana Shops	491

Denver: The Mile **HIGH** City



*210 Licensed Medical
Marijuana Centers*

108 Pharmacies



April 2017- 420 Event



SOURCE: The Denver Post, Photos taken by RJ Sangosti and Joe Amon

April 20,
2014



A New York resident, center, and hundreds of others participate in the 4/20 marijuana rally at Civic Center Park across from the state capitol building in downtown Denver.

April 2017- 420 Event



SOURCE: The Denver Post, Photos taken by RJ Sangosti and Joe Amon

April 2017- 420 Event



SOURCE: The Denver Post, Photos taken by RJ Sangosti and Joe Amon

Full-page ads *Westword*

WORLD FAMOUS WEED, AWARD WINNING CONCENTRATES
MED 18+ REC 21+



IN-STATE MED/REC SPECIAL

50% OFF

YOUR 1ST PURCHASE

MAXIMUM \$50 OFF. CO RESIDENTS ONLY. RESTRICTIONS APPLY. EXPIRES 7/15/17

2017 ROOSTER CUP AWARDS





The Grow Off 1ST PLACE POTENCY & 1ST PLACE FLAVOR 2017

985 S. Logan St. Denver, CO | 303.777.WEED | TheHerbalCure.net
Open: Mon-Sat (9am-10pm), Sun (9am-8pm).

 /TheHerbalCureDenver  @TheHerbalCure  TheHerbalCure

GRAB SUMMER
BY THE

Shortys

ONLY AT

native roots
A DISPENSARY

Fresh-rolled minis in a pocket-sized pack.
Ready to go wherever summer takes you.

OPEN UNTIL 10PM EVERY DAY*
NATIVEROOTSDISPENSARY.COM

*TOWEL ROAD NOT INCLUDED

Full-page ads *Westword*

Savor the
Flavor with
CraftTM

THIS
7/10

844-420-2710 / www.Craft710.com

Presented by **Westword** RSS Feed | Register | Log In

TOKE DAILY DEALS **Denver** **Today's Deal** **Past Deals** **F.A.Q.**

Email me deals for Email Zip **Subscribe**

TODAY'S DENVER DEAL
One Gram Caviar or One Gram Hash You choose: ONLY \$10

\$10 Buy Now

Regular Price	You Save
\$30	67%

Purchased	Time Remaining
31	13:34:54



Company Info
Pot is Us
 (480) 555-1324
[Website >](#)



Locations

Daily Westword deals and coupons online

SOURCE: www.westword.com/marijuana

print

10% College Student Disc... Leafbuyer

10% College Student Discount EVERYDAY!!! (Must present current student ID & active medical marijuana card)

Must show coupon. While supplies last. Other restrictions may apply.

No expiration

Herbal Healing - W Colorado
[View all our deals on Leafbuyer.com](#)

602 W Colorado Ave, Colorado Springs, CO | [719-203-5158](tel:719-203-5158)

Medical Only

This advertisement is for customer reference only and has no value and is not intended to be exchanged for any product. Leafbuyer (Leafbuyer Technologies, Inc) is not responsible for the content of any advertisement. All advertisements are the sole responsibility of the vendor publishing the advertisement. If an advertisement is not valid, please contact the vendor directly as errors may have been made in the creation of the advertisement. This advertisement is only intended to be viewed by those of legal age and in the state/local area where the product is legally open for sale. Additionally, all state and local laws and restrictions apply to all advertisements. Void where prohibited.

“Legal pot blamed for some of influx of homeless in Denver this summer”

The Denver Post, July 25, 2014

- Haven of Hope: 500% rise over normal in homeless in summer 2014 (50 to 300)
 - “They have an attitude”
- Salvation Army: 33% rise since 2014 compared to 2013
 - “30% relocated for pot”



“Legal pot blamed for some of influx of homeless in Denver this summer”

The Denver Post, July 25, 2014

- Urban Peak: 152% increase
 - “Majority of new kids here because of weed.”
- St. Francis: 50 more people a day
 - “Marijuana only trails looking for work as reason.”

Impact

- **Urban Travelers: Intimidating and harassing downtown Denver visitors.**
 - Young, carefree lifestyle, no desire to work.
 - Arrive around April 20th (celebrate pot) and stay during warmer weather.
 - Denver Mayor: “This is one of the results of the legal marijuana industry in Denver and we’re going to have to deal with it.”
- **Denver Convention and Visitors Bureau Report: As of 2014, nearly half of meeting event planners were negative on Denver, citing: homeless – youth – panhandling – safety – cleanliness – drugs, including public consumption of marijuana.**

Impact

- Comments from convention attendees and planners:
 - Denver seems less safe now that pot is legalized.
 - What a depressing downtown area.
 - Poor area, lots of crime.
 - I would never consider putting attendees in danger by holding a convention in your city. Public streets reek of weed.
 - Didn't feel safe at 2 p.m.; i.e. drunks – weed smell noted in open – disgusting.

Marijuana Edibles



Marijuana Edibles Deaths



Kristine Kirk



Levy Thamba Pongi



Luke Goodman

The Legalization of Marijuana in Colorado: The Impact



The
Legalization of
Marijuana in
Colorado:
The Impact

Volume 5
October 2017



Rocky Mountain High Intensity
Drug Trafficking Area
www.rmhidta.org

To get a copy of the
entire report:

www.rmhidta.org

“Reports” Tab

Forecast

Support Marijuana Legalization

- Significant Revenue
- Less DUIs and Fatalities – Safer Drivers
- Little Increase in Use
- Lower Access by Youth
- Lower Alcohol Use

Oppose Marijuana Legalization

- Societal Cost Outweighs Revenue
- More DUIs and Fatalities
- Substantial Increase in Use
- Greater Access and Use by Youth
- Little Impact on Alcohol Use

Forecast

Support Marijuana Legalization

- Safe
- Stop Drug Cartels
- Eliminate Black Market
- Free-Up Police Resources

Oppose Marijuana Legalization

- Harmful and Increased ER Visits
- Little Impact on Drug Cartels
- Become the Black Market
- Increased Policing

Forecast

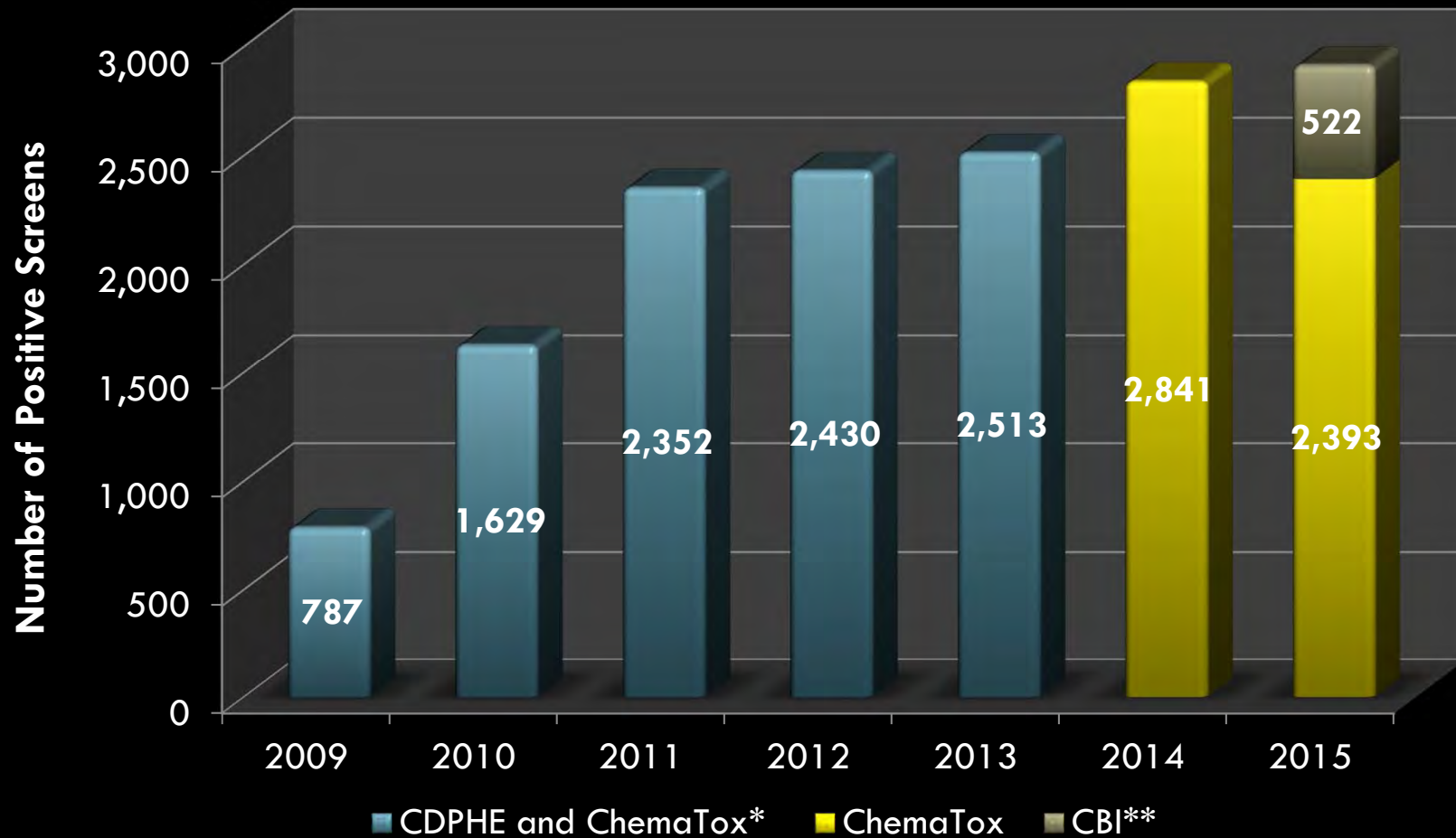
What Does the Data and
Trends Show?



Marijuana and Impaired Driving



Number of Positive Cannabinoid Screens

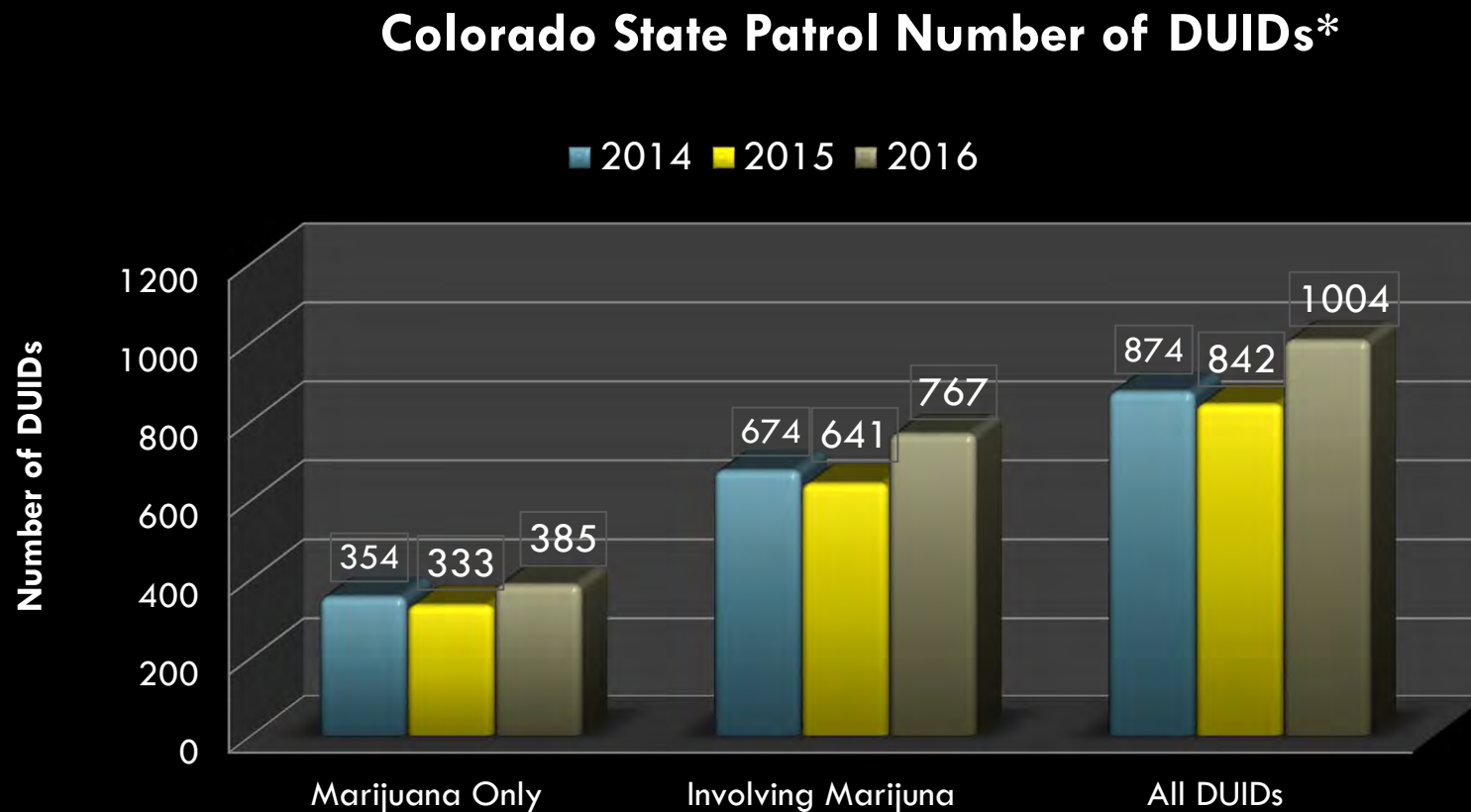


*Data from the Colorado Department of Public Health and Environment was merged with ChemaTox data from 2009 to 2013

**The Colorado Bureau of Investigation state lab began operating on July 1, 2015. There were a total of 723 9*Data from the Colorado Department of Public Health and Environment was merged with ChemaTox data from 2009 to 2013

SOURCE: ChemaTox Laboratory and Rocky Mountain HIDTA

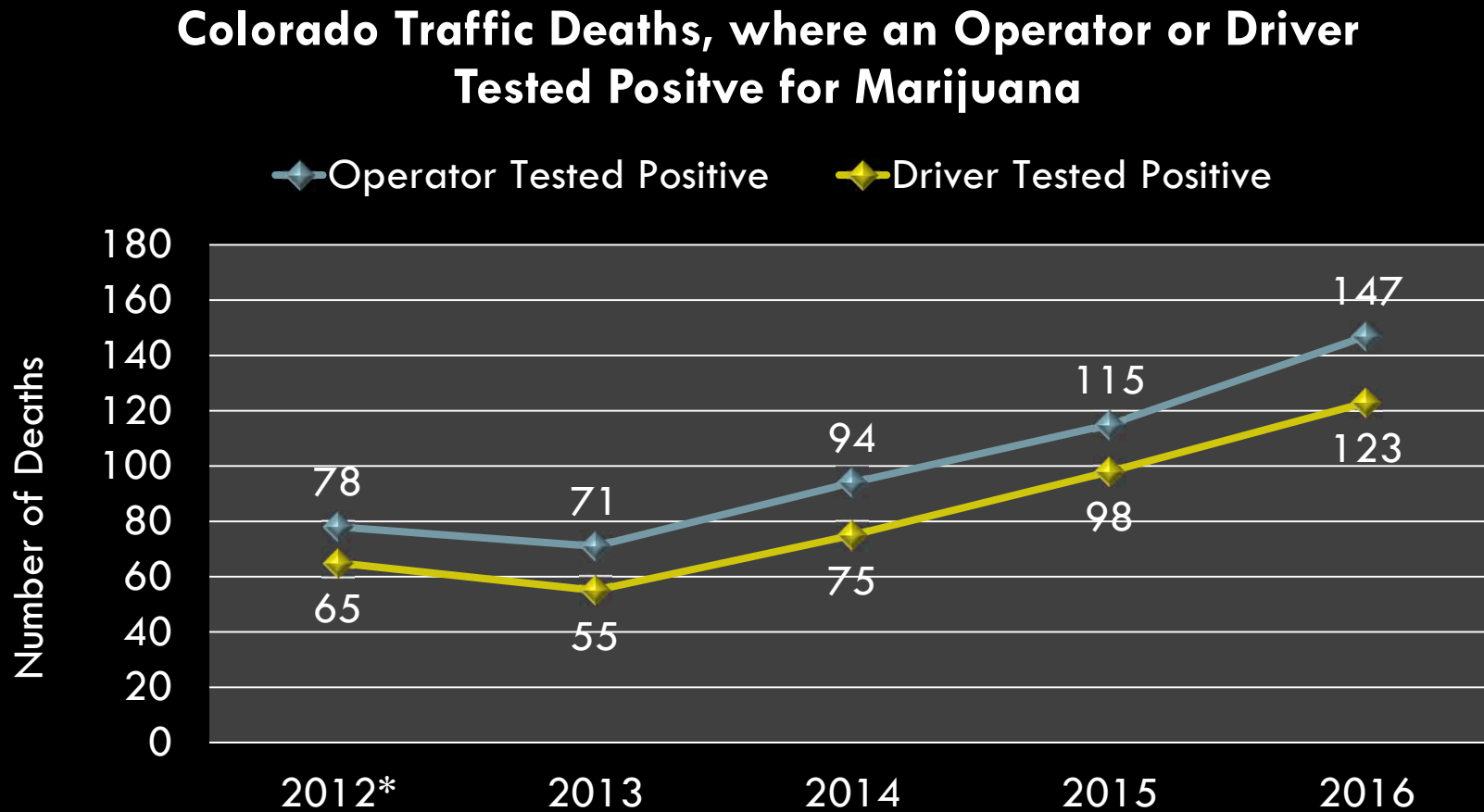
Number of DUIDs, 2016



*Driving Under the Influence of Drugs

SOURCE: Colorado State Patrol

Marijuana and Traffic Fatalities

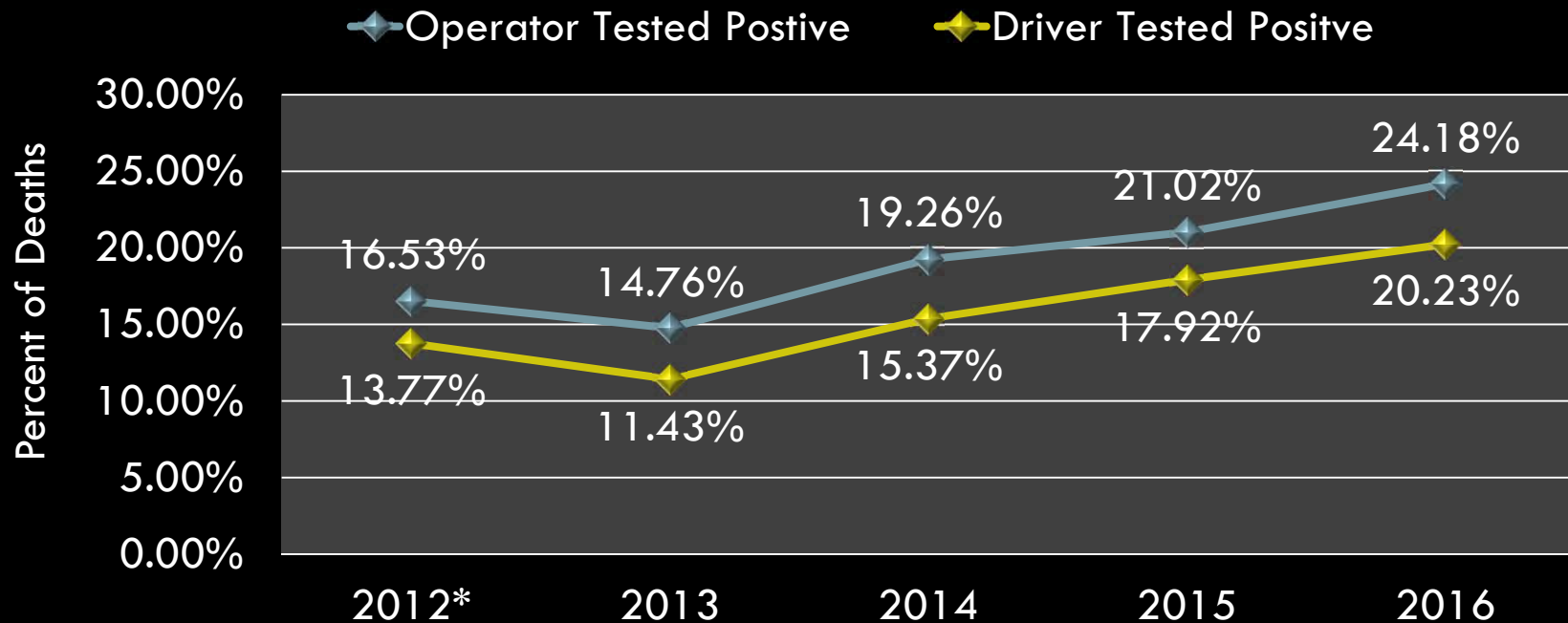


*2012 is the first year with complete fatality data

SOURCE: Colorado Department of Transportation

Marijuana and Traffic Fatalities

Percent of All Traffic Deaths, when an Operator or Driver Tested Positive for Marijuana

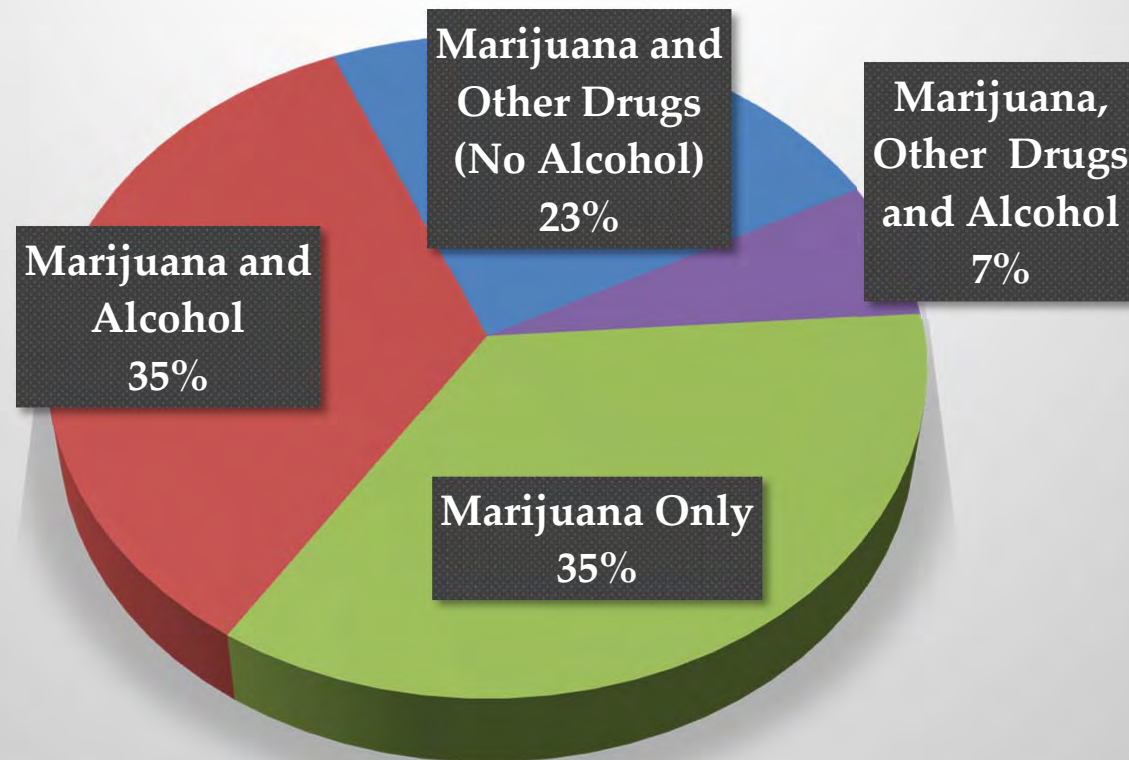


*2012 is the first year with complete fatality data

SOURCE: Colorado Department of Transportation

Operators Positive for Marijuana

**Drug Combinations for
Operators Positive for Marijuana*, 2016**



*Toxicology results for all substances present in individuals who tested positive for marijuana

SOURCE: Colorado Department of Transportation 2015



Marijuana Use in Youth



Teens and Marijuana

Voice of the Rocky Mountain Empire

THE DENVER POST

TUESDAY, NOVEMBER 12, 2013 DRIZZLE, CLEARING ▲52° ▼25° »16A • © THE DENVER POST • \$1.50 PRICE MAY VARY OUTSIDE METRO DENVER ★

DP BE THERE: Follow Denver Post reporters, breaking news and more on Twitter. »denverpost.com/twitter

Marijuana in Colorado

High times in schools

“Since legalization, reports of pot in middle and high schools soar.” ↔

Since legalization, reports of pot in middle and high schools soar.

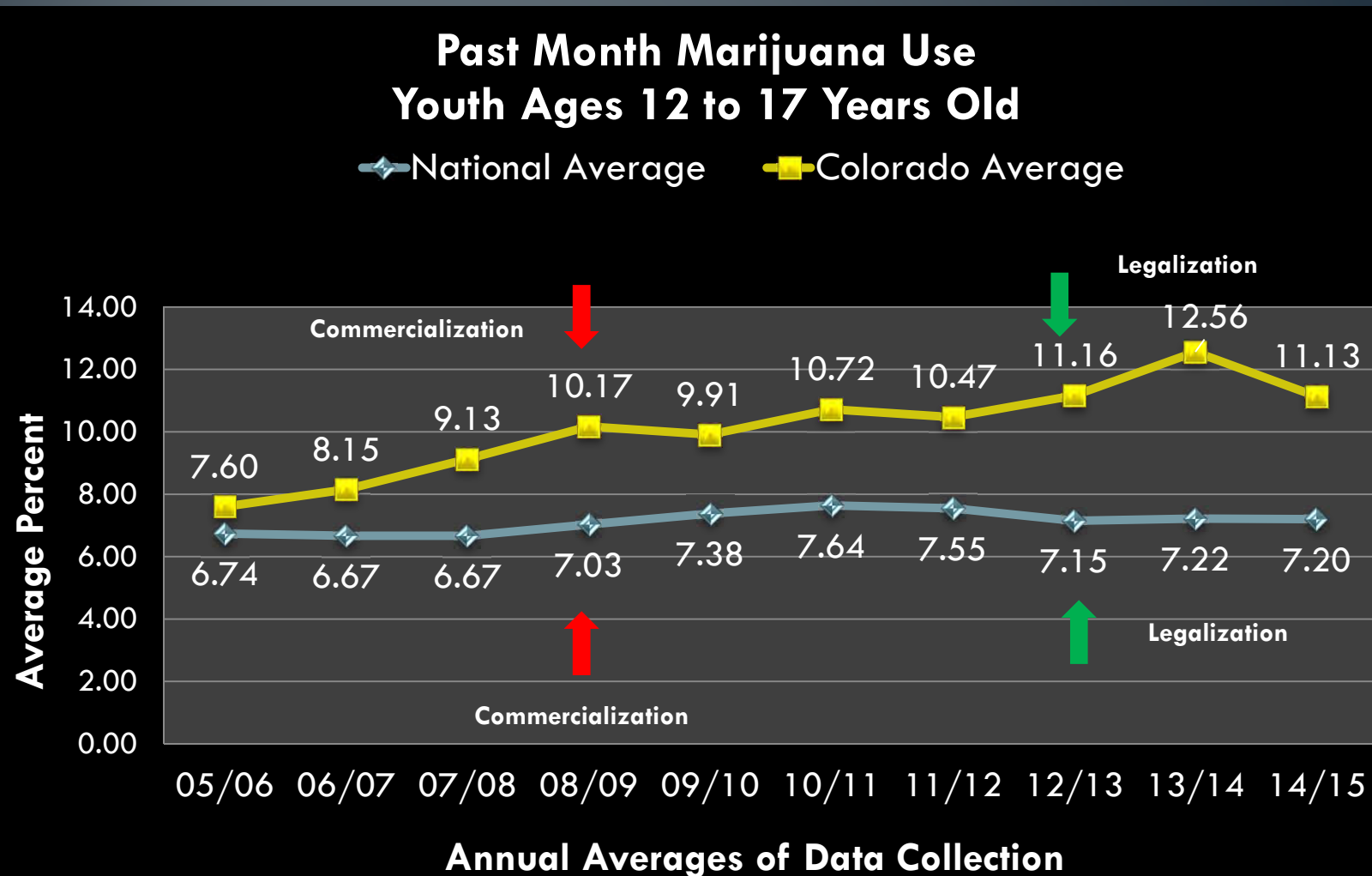
By Nancy Lofholm
The Denver Post

Marijuana Use in Youth

Youth (ages 12 to 17 years) Current Marijuana Use 2014/2015

- Colorado ranked 1st in the nation for current marijuana use among youth
 - ✓ Ranked 3rd in 2012/2013
 - ✓ Ranked 14th in 2006/2007
- Colorado youth use is 55 percent higher than the national average
- 2014/2015 Colorado youth use increased 6 percent compared to pre-legalization years 2011/2012. Nationally a decline of 5 percent.

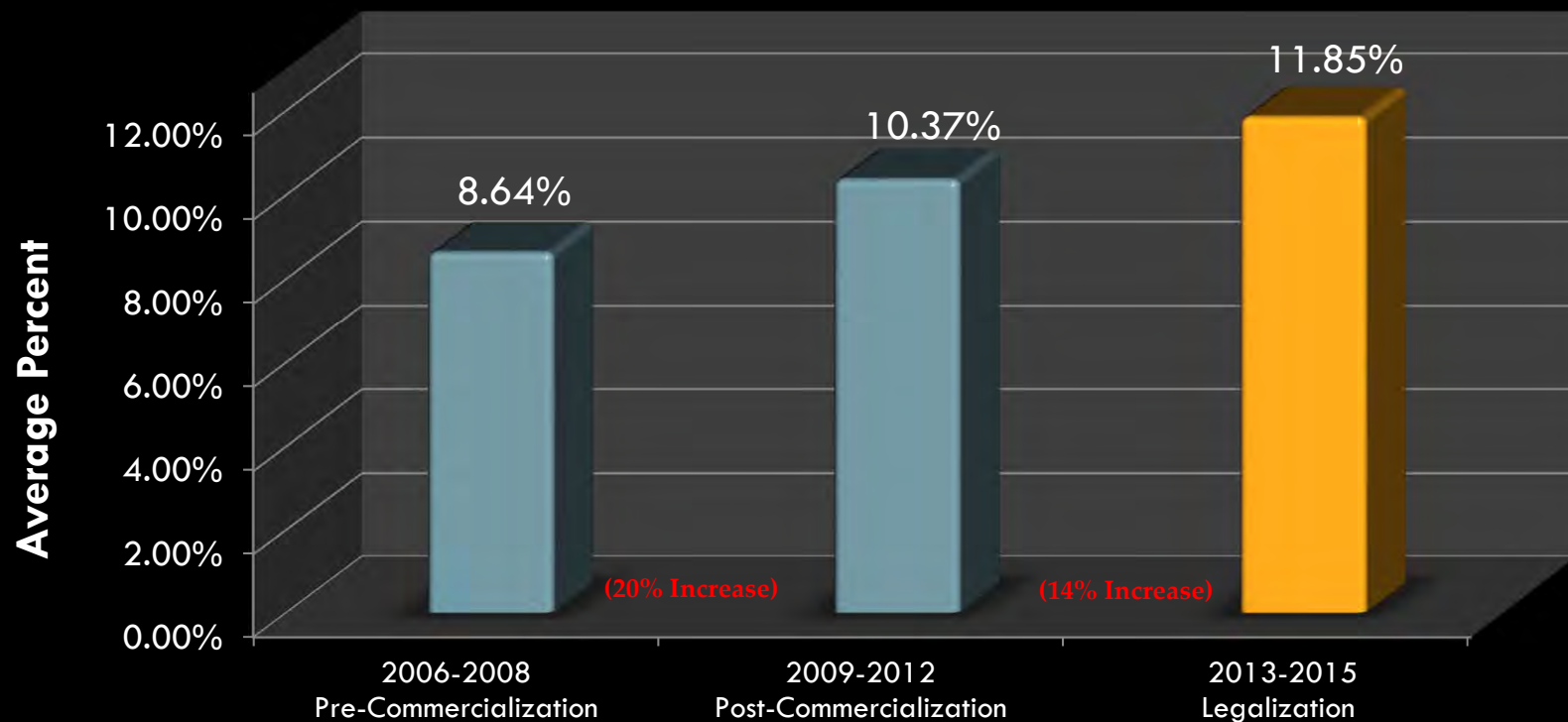
Marijuana Use in Youth



SOURCE: SAMHSA.gov, National Survey on Drug Use and Health 2014 and 2015

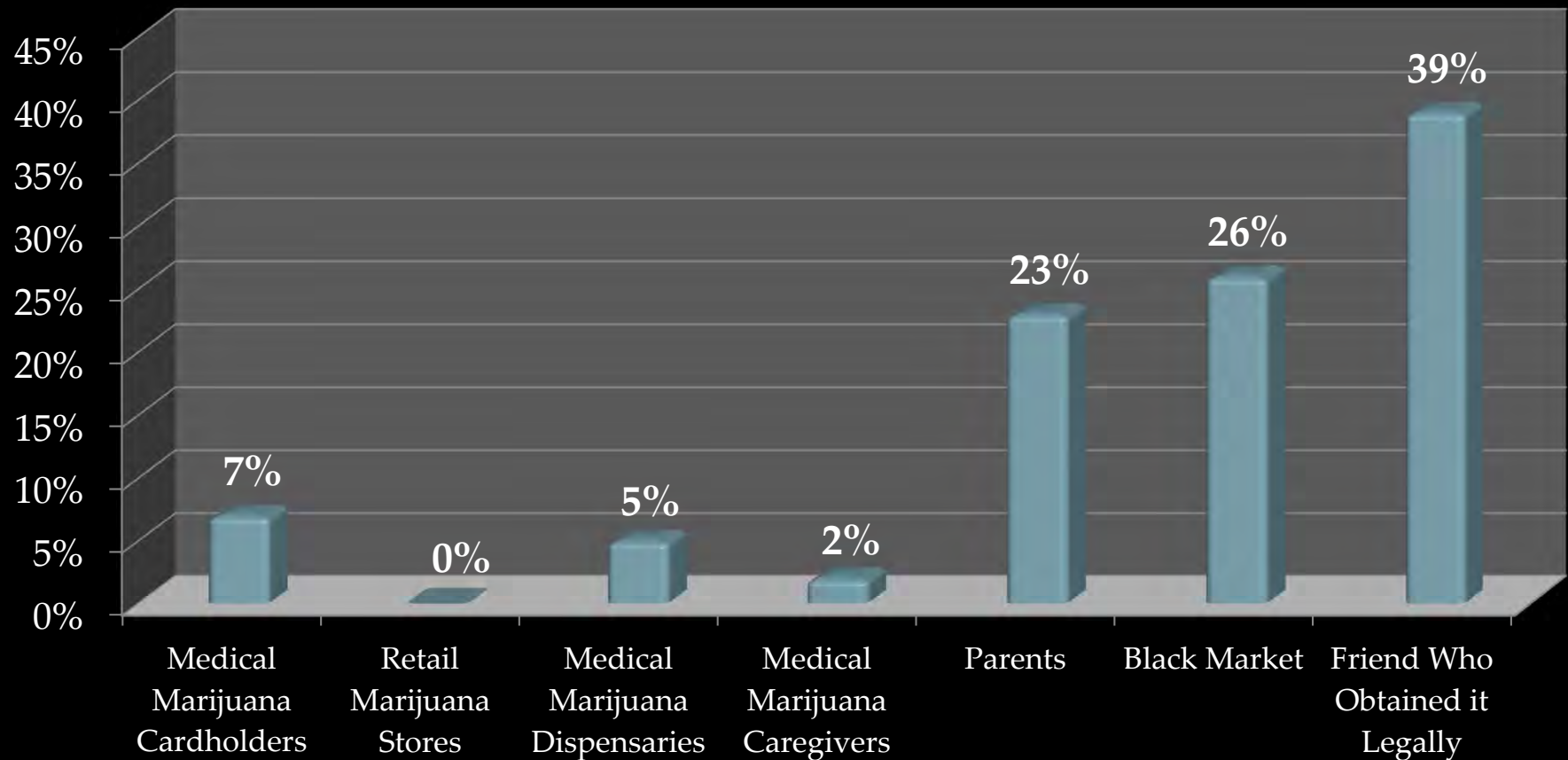
Marijuana Use in Youth

Colorado Average Past Month Use of Marijuana Ages 12 to 17 Years Old



SOURCE: National Survey on Drug Use and Health, 2005 - 2015

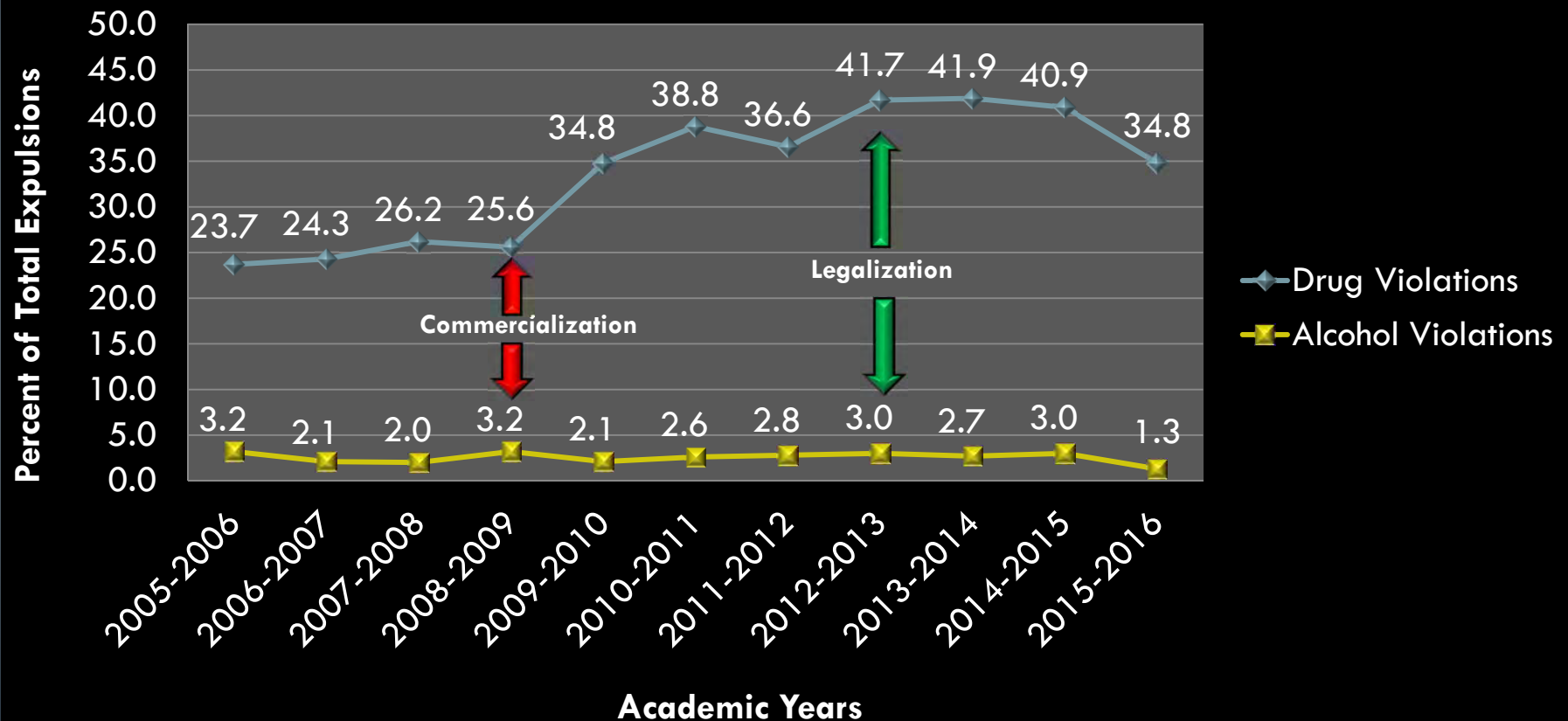
Student Marijuana Sources, 2017



SOURCE: Colorado School Counselor Association (CSCA) and Rocky Mountain HIDTA, 2017

High School Discipline

Percent of Total Expulsions in Colorado



SOURCE: Colorado Department of Education, 10-Year Trend Data: State Suspension and Expulsion Incident Rates and Reasons

Healthy Kids Colorado Survey (HKCS)

While headlines in *The Denver Post* said this....

NEWS > MARIJUANA > MARIJUANA COLORADO

Marijuana use remains flat among Colorado teens, survey finds

One in five Colorado teens said they used marijuana in the past month

By JOHN INGOLD | jingold@denverpost.com

PUBLISHED: June 20, 2016 at 2:14 pm | UPDATED: July 18, 2016 at 5:43 pm

OPINION > EDITORIALS

Colorado's good news on teen pot use



Denver Post file

A marijuana plant.

By THE DENVER POST EDITORIAL BOARD

PUBLISHED: June 22, 2016 at 5:22 pm | UPDATED: June 24, 2016 at 9:55 am

Healthy Kids Colorado Survey (HKCS)

The data showed this....

- 8% increase in ALL high school grades from 2013 to 2015
 - ✓ 14% increase in seniors
 - ✓ 19% increase in juniors
 - ✓ 96% increase in 7th graders
 - ✓ 144% increase in 6th graders
- 1 out of 3 Denver juniors and seniors are marijuana users
- Colorado Mountain towns - 90% increase in seniors
- Boulder/Broomfield juniors and seniors increased 50%
- 2nd and 3rd largest school districts too low participation

College-Age Marijuana Use

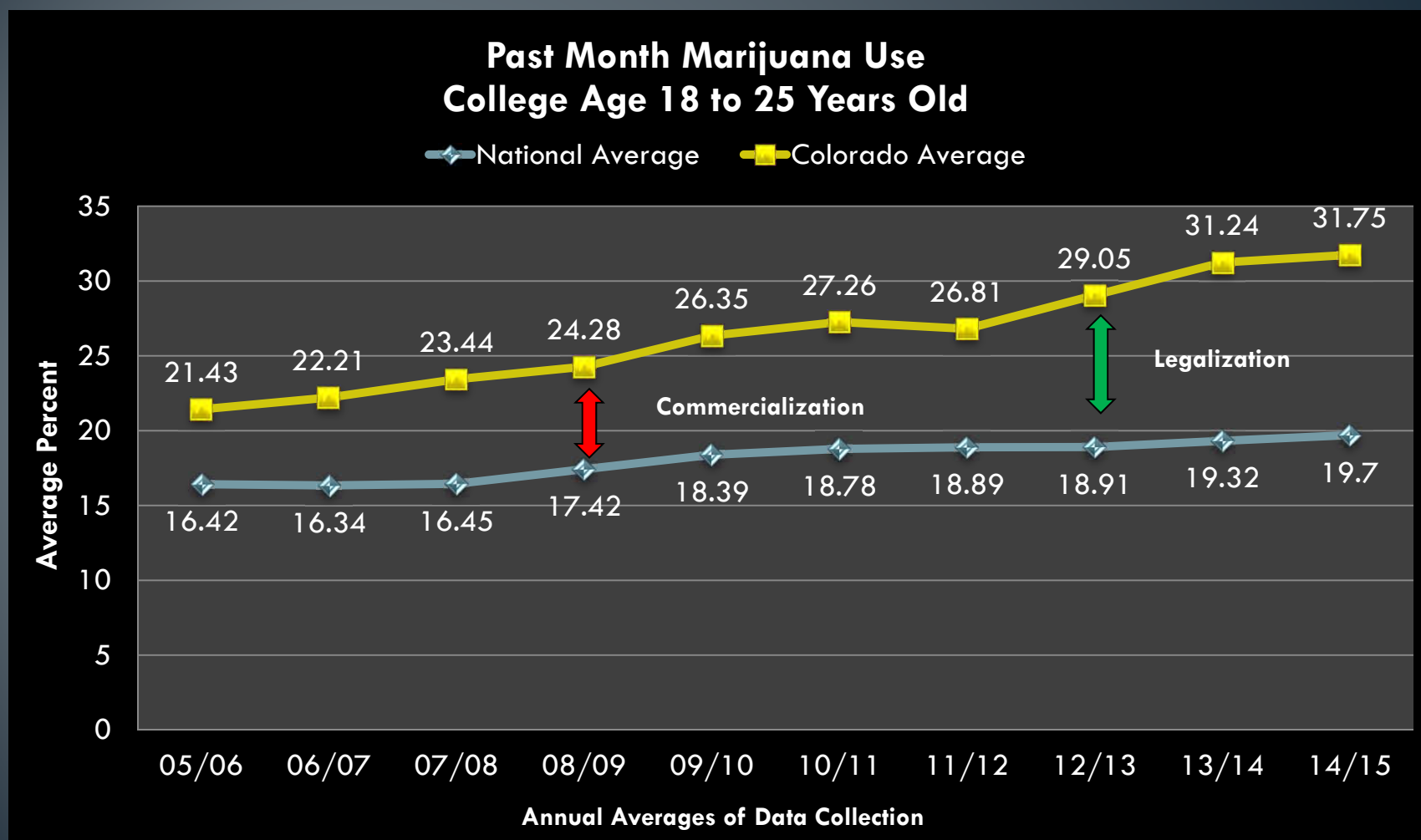


College-Age Marijuana Use

College-Age Adults (ages 18 to 25 years) Current Marijuana Use 2014/2015

- Colorado ranked 2nd in the nation for current marijuana use among college-age adults
 - ✓ Ranked 2nd in 2012/2013
 - ✓ Ranked 8th in 2006/2007
- Colorado college-age use is 61 percent higher than the national average
- 2014/2015 college-age use increased 18 percent compared to pre-legalization years 2011/2012. Nationally a 4 percent increase.

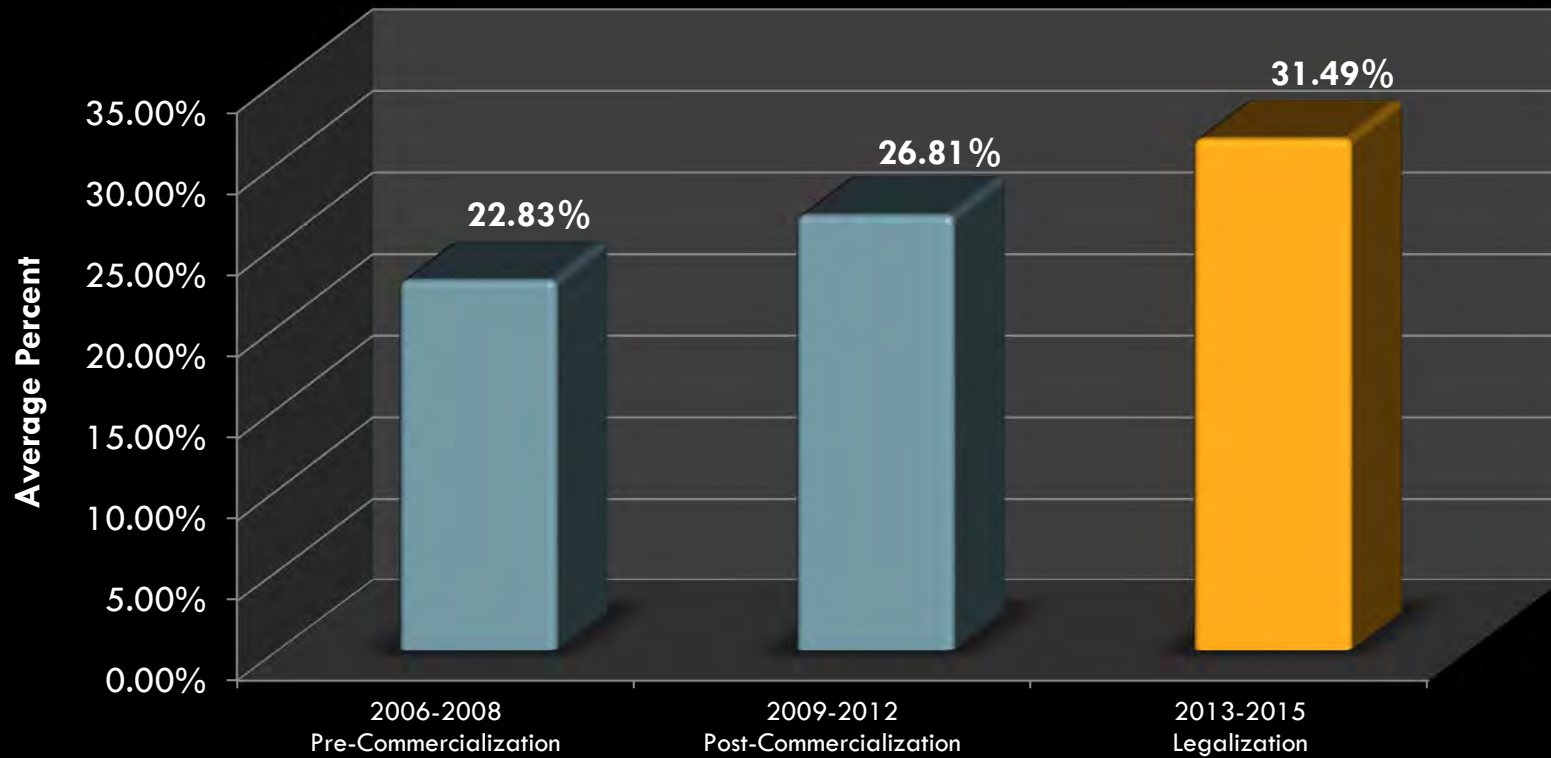
College-Age Marijuana Use



SOURCE: SAMHSA.gov, National Survey on Drug Use and Health, 2014 and 2015

College-Age Marijuana Use

**Colorado Average Past Month Use of Marijuana
College Age (18 to 25 Years Old)**



SOURCE: National Survey on Drug Use and Health, 2006 - 2015

Adult Marijuana Use



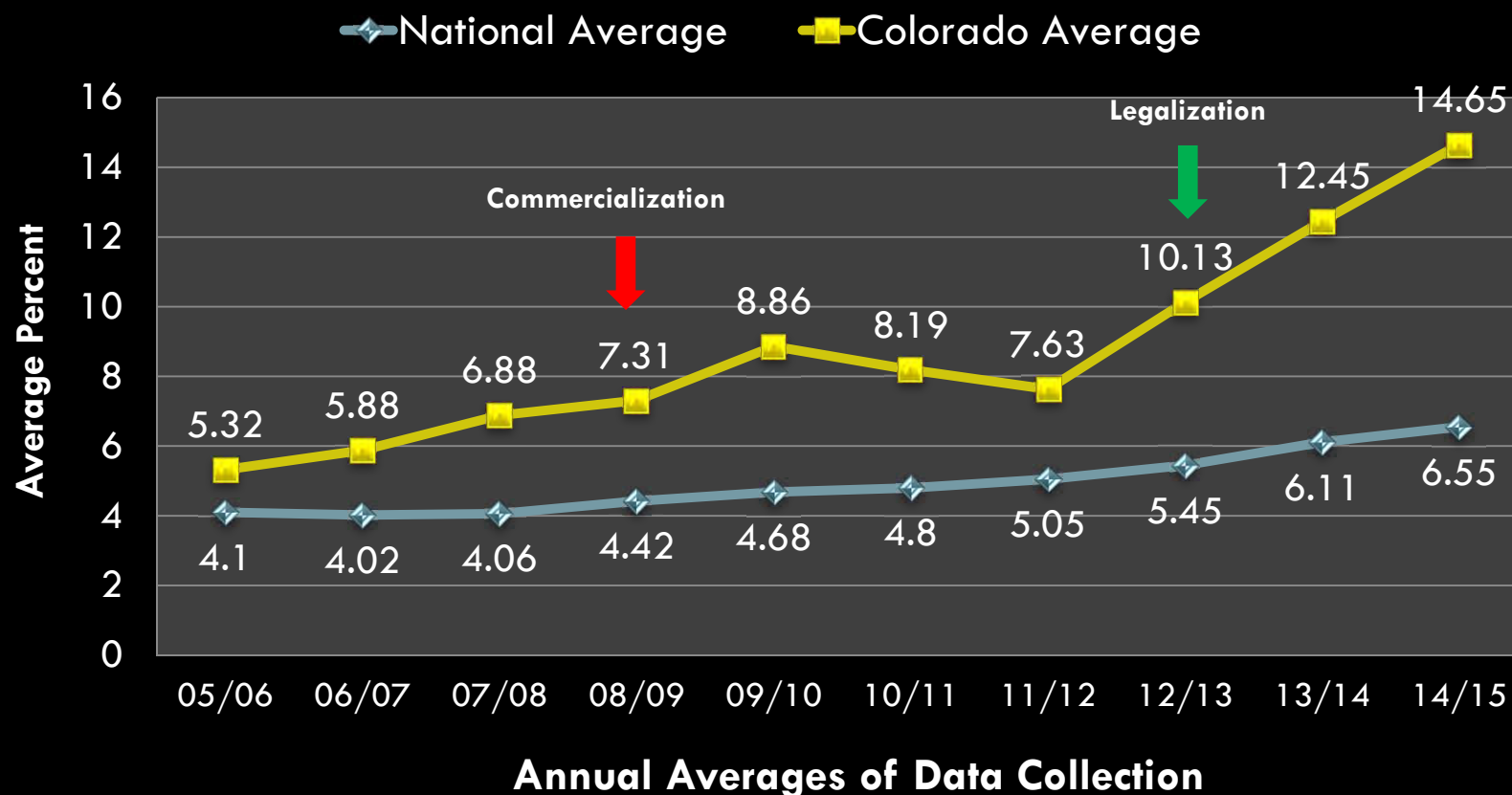
Adult Marijuana Use

Adults (ages 26+ years) Current Marijuana Use 2014/2015

- Colorado ranked 1st in the nation for current marijuana use among adults
 - ✓ Ranked 5th in 2012/2013
 - ✓ Ranked 8th in 2006/2007
- Colorado adult use is 124 percent higher than the national average
- 2014/2015 adult use increased 92 percent compared to pre-legalization years 2011/2012. Nationally an increase of 30 percent.

Adult Marijuana Use

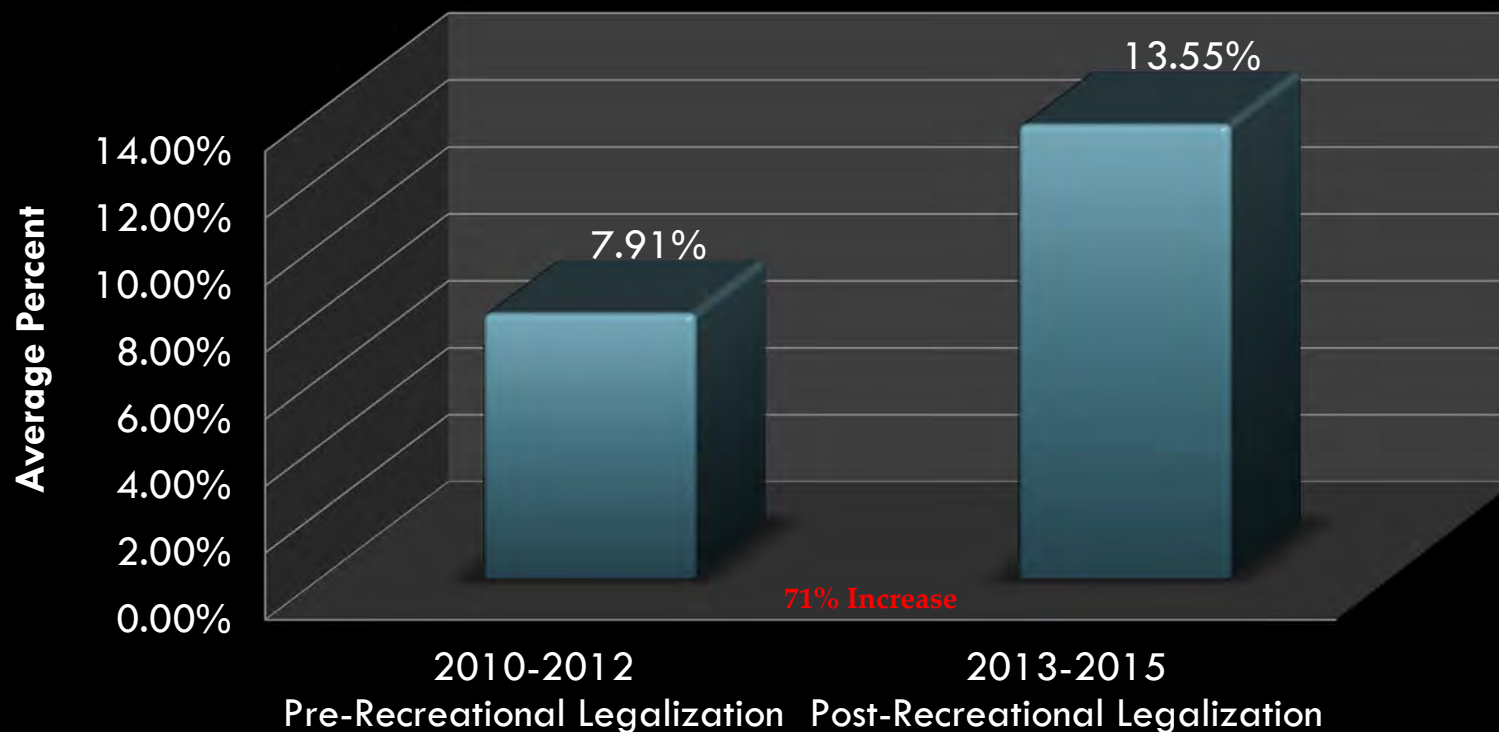
Past Month Marijuana Use Adults Age 26+ Years Old



SOURCE: National Survey on Drug Use and Health, 2004 and 2015

Adult Marijuana Use

**Average Past Month Use of Marijuana
College Ages 26+ Years Old**

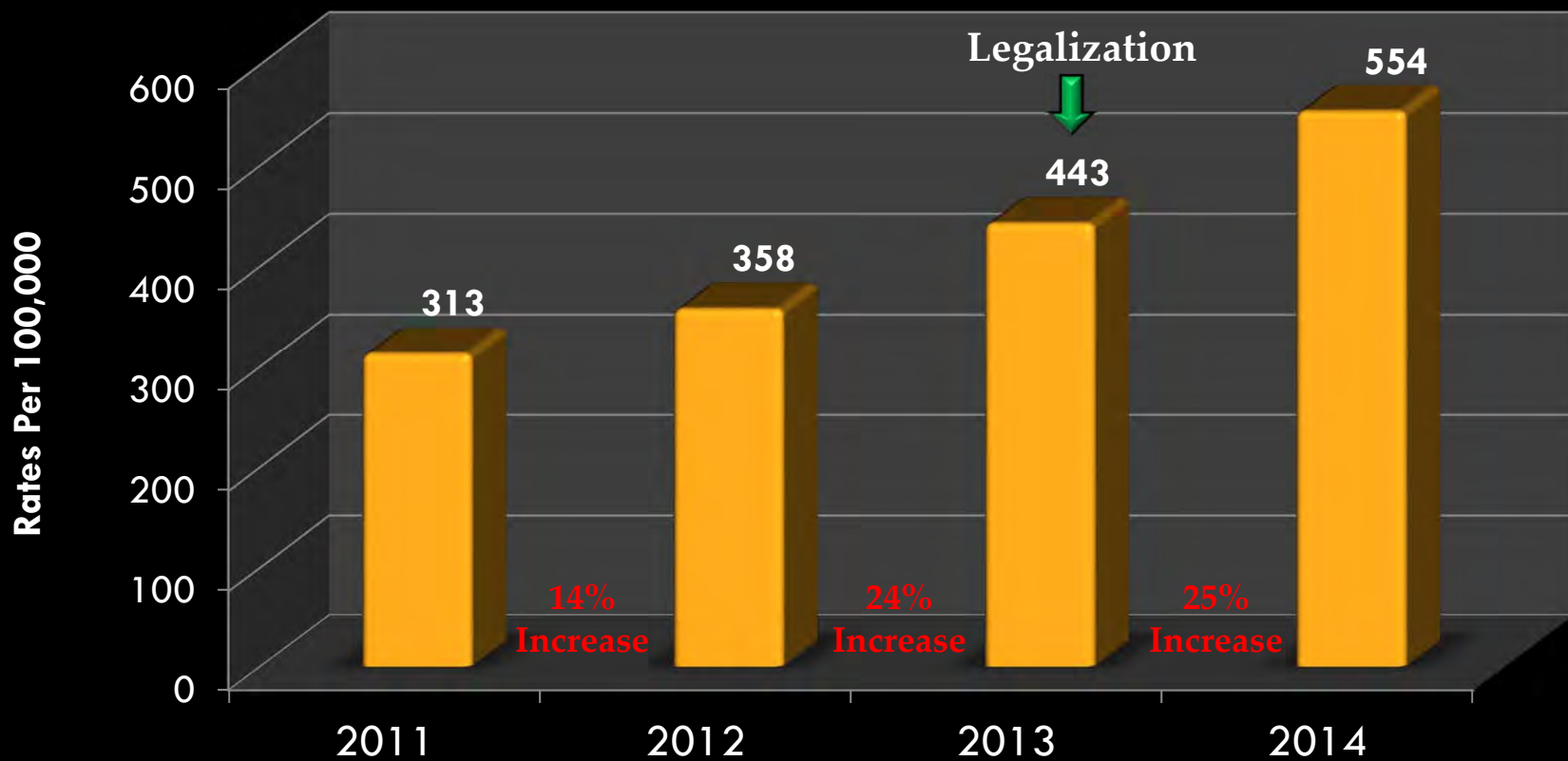


SOURCE: National Survey on Drug Use and Health, 2006-2015

Emergency Room Visits, Hospitalizations and Marijuana

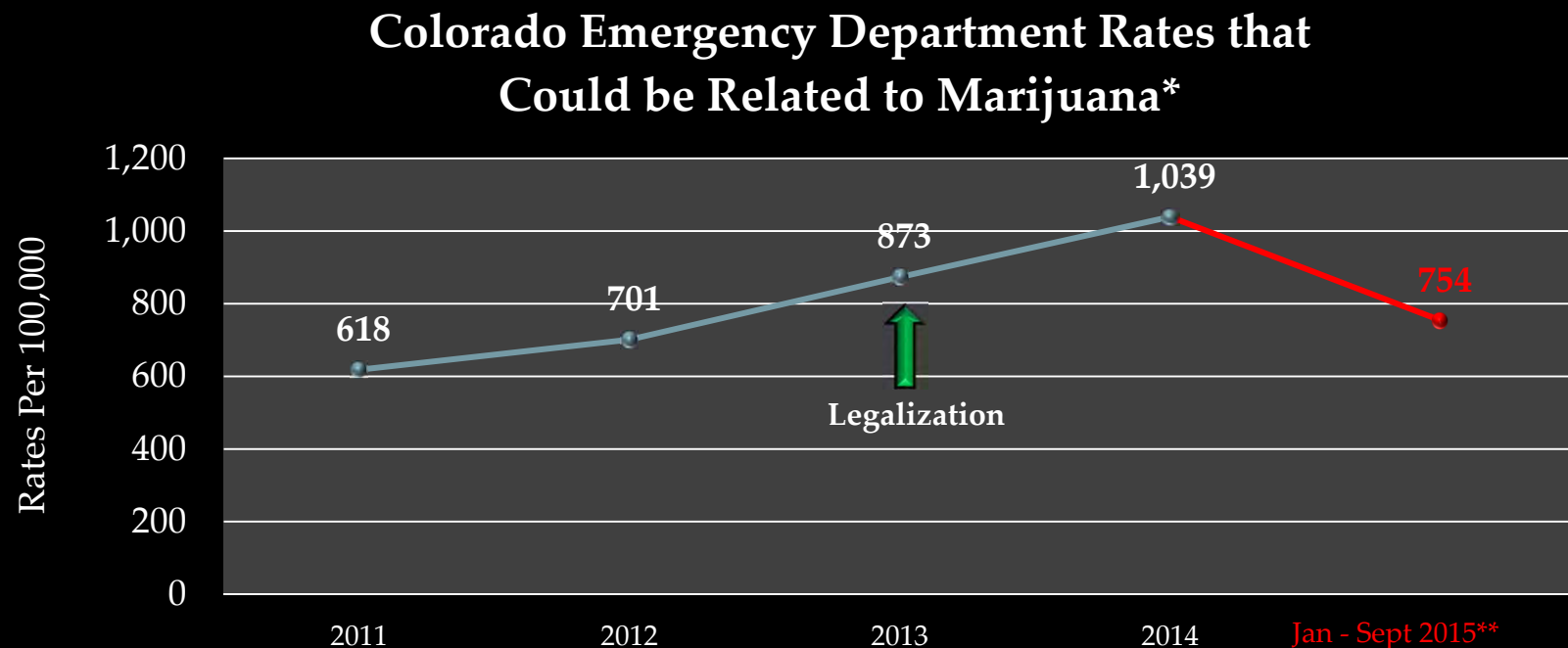


Colorado Emergency Department Rates Likely Related to Marijuana



SOURCE: Colorado Department of Public Health and Environment

Colorado Emergency Department Rates That Could be Related to Marijuana



*Rates of Emergency Department (ED) Visits with Possible Marijuana Exposures, Diagnoses, or Billing Codes per 100,000 ED Visits by Year in Colorado

**Only 9 months of comparable 2015 data is available

SOURCE: Colorado Department of Public Health and Environment, Monitoring Health Concerns Related to Marijuana in Colorado: 2016

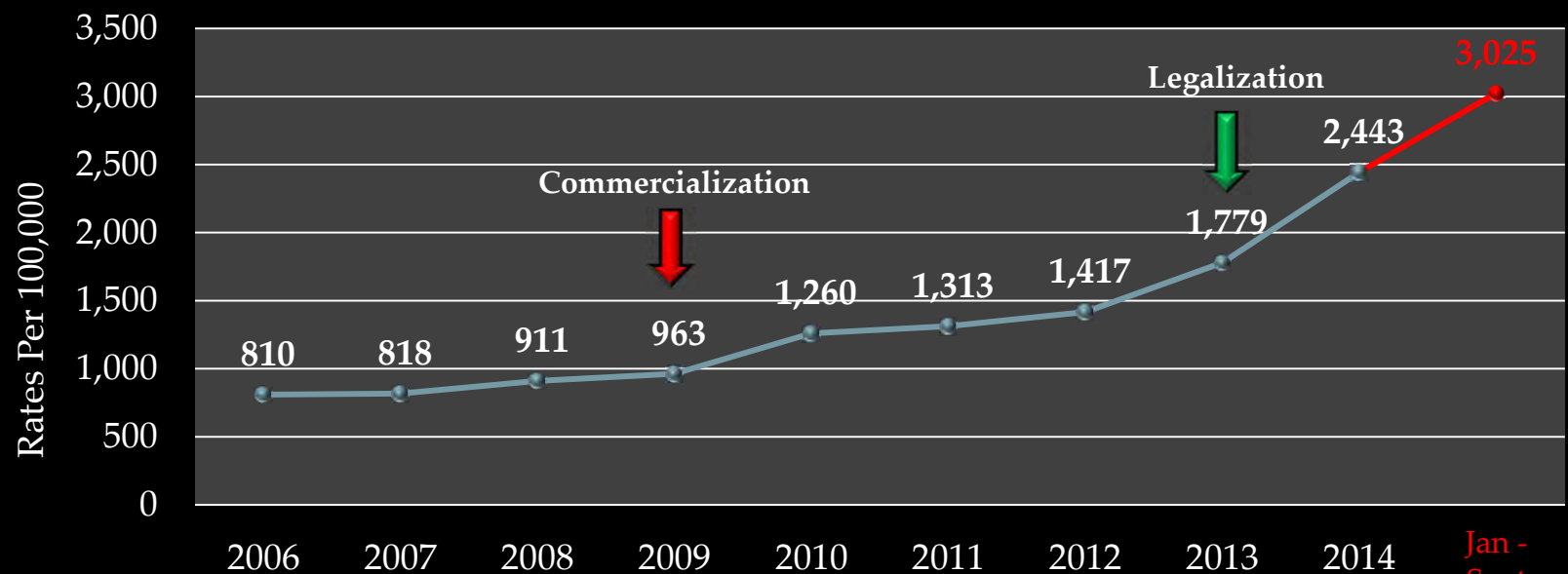
Colorado Hospitalization Rates Likely Related to Marijuana



SOURCE: Colorado Department of Public Health and Environment

Colorado Hospitalization Rates That Could be Related to Marijuana

Colorado Hospitalization Rates that Could be Related to Marijuana*

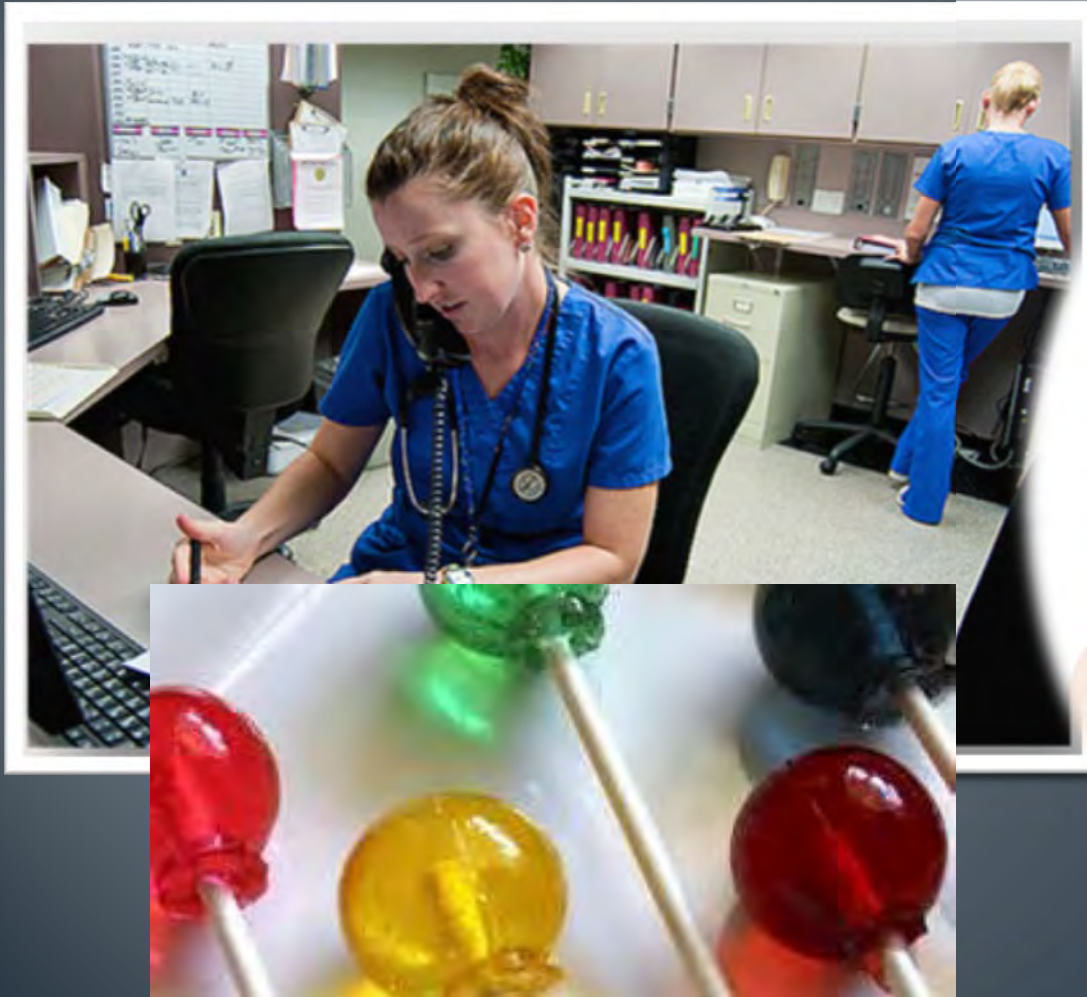


*Rates of Hospitalization (HD) Visits with Possible Marijuana Exposures, Diagnoses, or Billing Codes per 100,000 HD Visits by Year in Colorado

**Only 9 months of comparable 2015 data is available

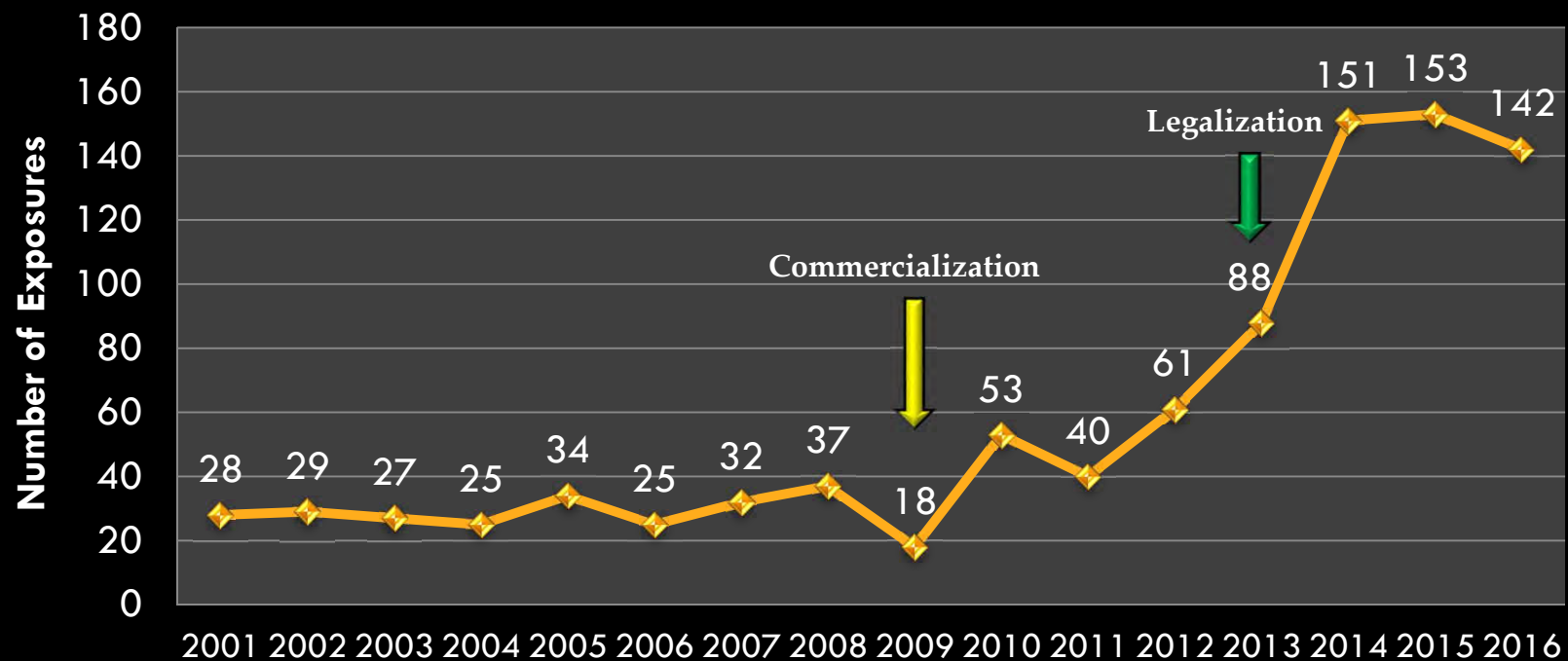
SOURCE: Colorado Department of Public Health and Environment

Marijuana and Poison Control Cases



Rocky Mountain Poison Center

Number of Marijuana Only* Exposures Reported

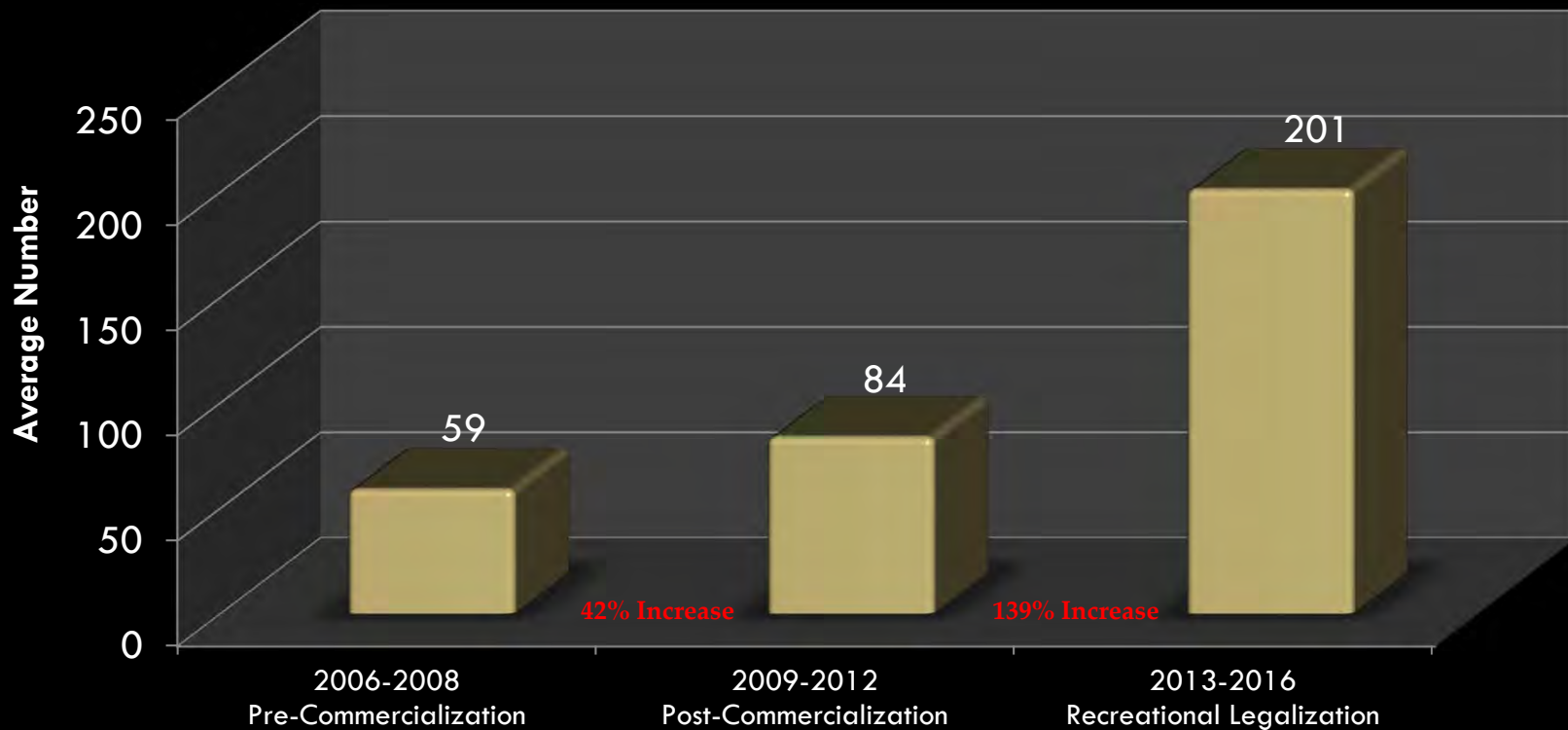


*Marijuana was the only substance referenced in the call to the poison control center

SOURCE: Colorado Department of Public Health and Environment/RMPDC

Rocky Mountain Poison Center

Average Number of Marijuana-Related Exposures, All Ages



SOURCE: Rocky Mountain Poison and Drug Center

Marijuana Diversion



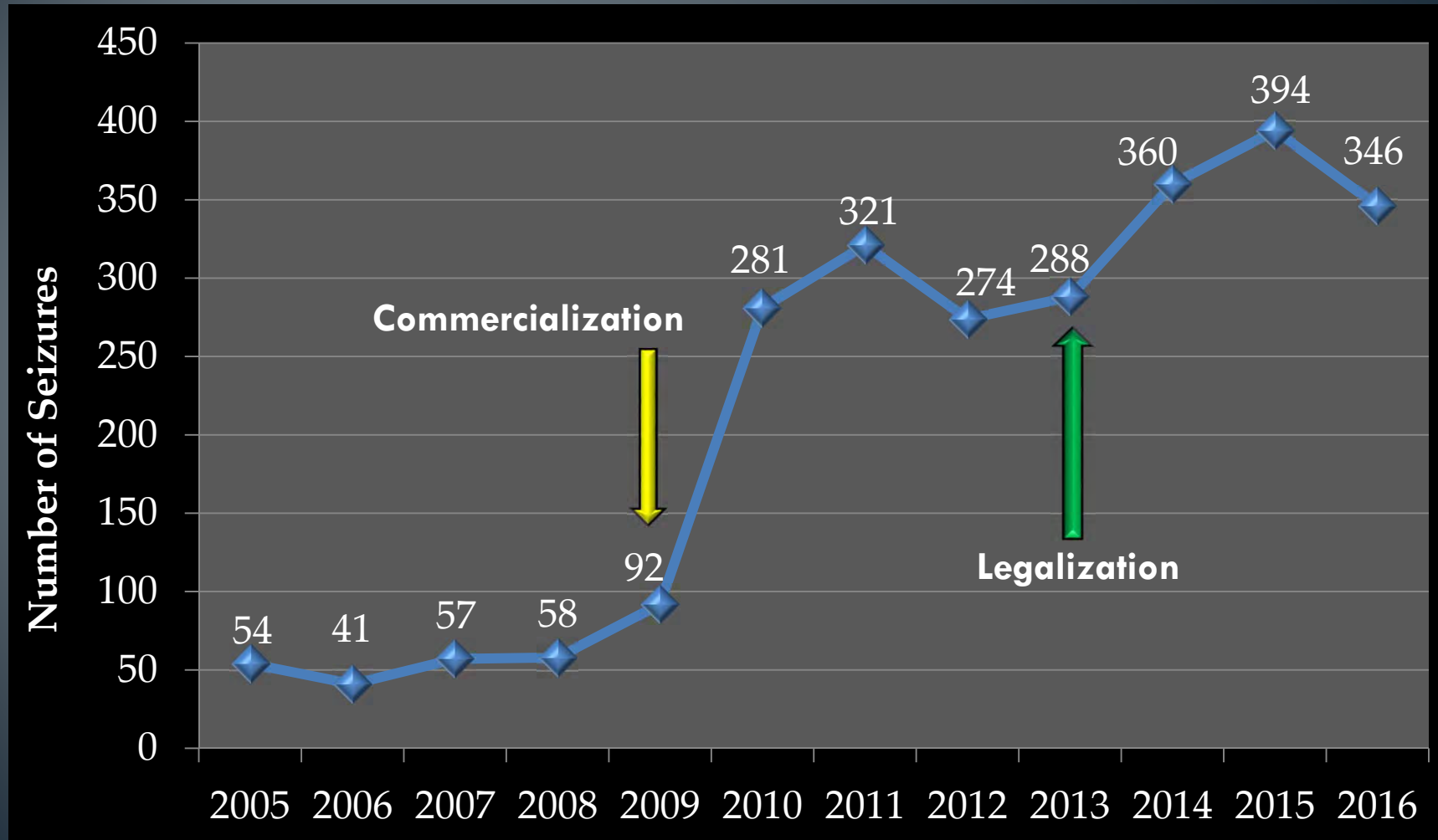
Marijuana Investigations, 2016

Rocky Mountain HIDTA Colorado drug task forces -

- Completed 163 investigations of individuals or organizations involved in illegally selling Colorado marijuana both in and out of state. These led to:
 - ✓ 252 felony arrests
 - ✓ 7,116 pounds of marijuana seized (3.5 tons)
 - ✓ 47,108 marijuana plants seized
 - ✓ 2,111 marijuana edibles seized
 - ✓ 232 pounds of concentrate seized
 - ✓ 29 different states to which marijuana was destined

SOURCE: Rocky Mountain HIDTA Performance Management Process (PMP) Data

Diversion – By Motor Vehicles

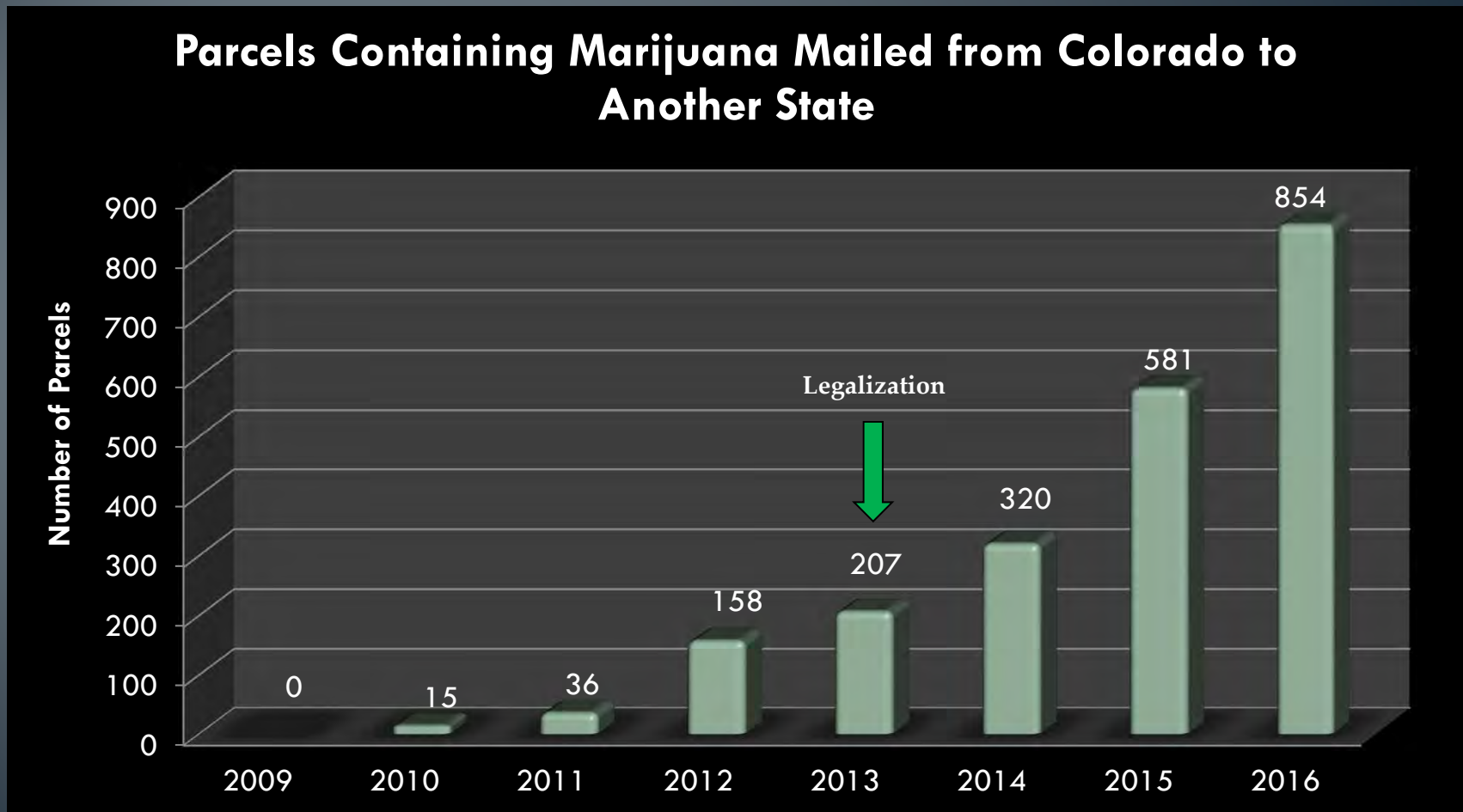


SOURCE: El Paso Intelligence Center, National Seizure System, as of August 15, 2016

States to Which Colorado Marijuana Was Destined (2016)



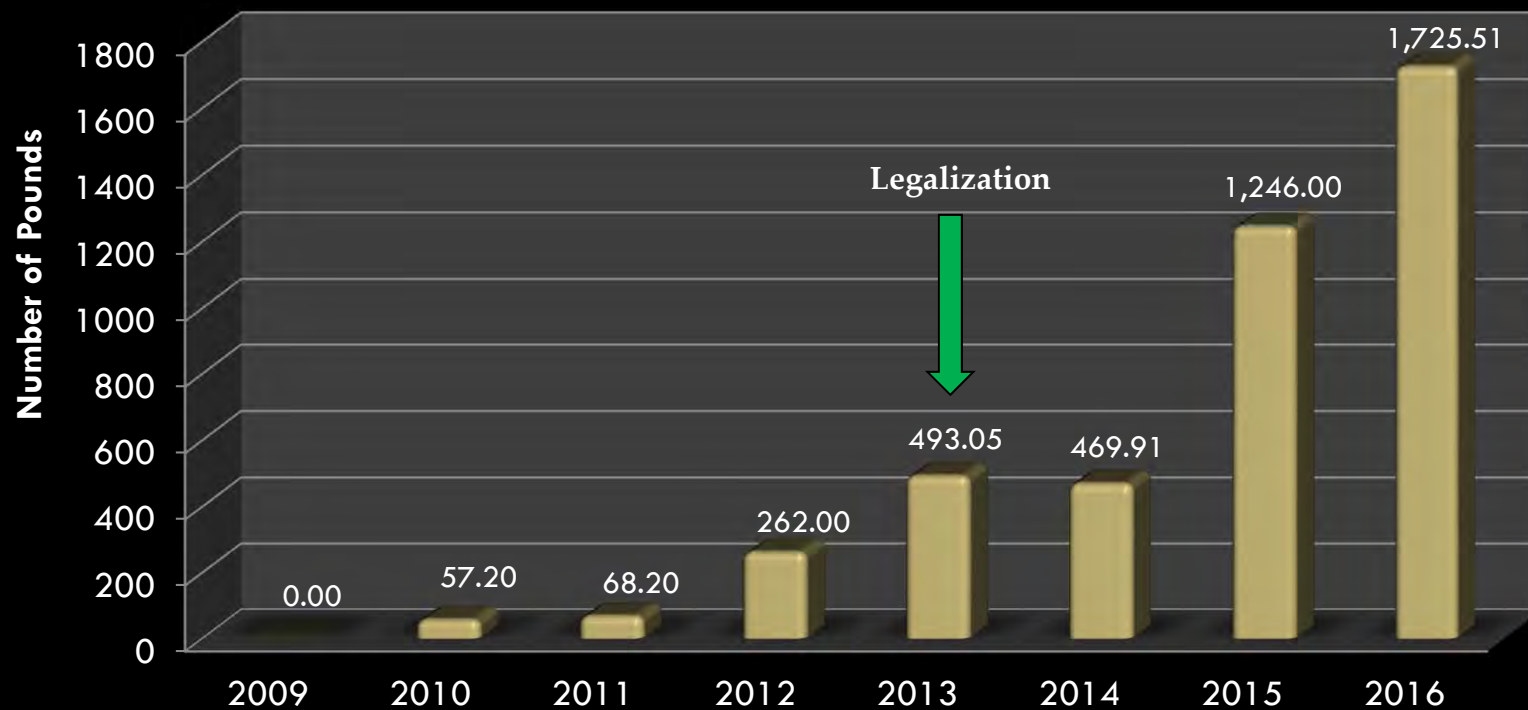
Diversion – By U.S. Postal Service Packages



SOURCE: United States Postal Inspection Service – Prohibited Mailing of Narcotics

Diversion – By U.S. Postal Service Packages

Pounds of Colorado Marijuana Seized by the U.S. Postal Inspection Service



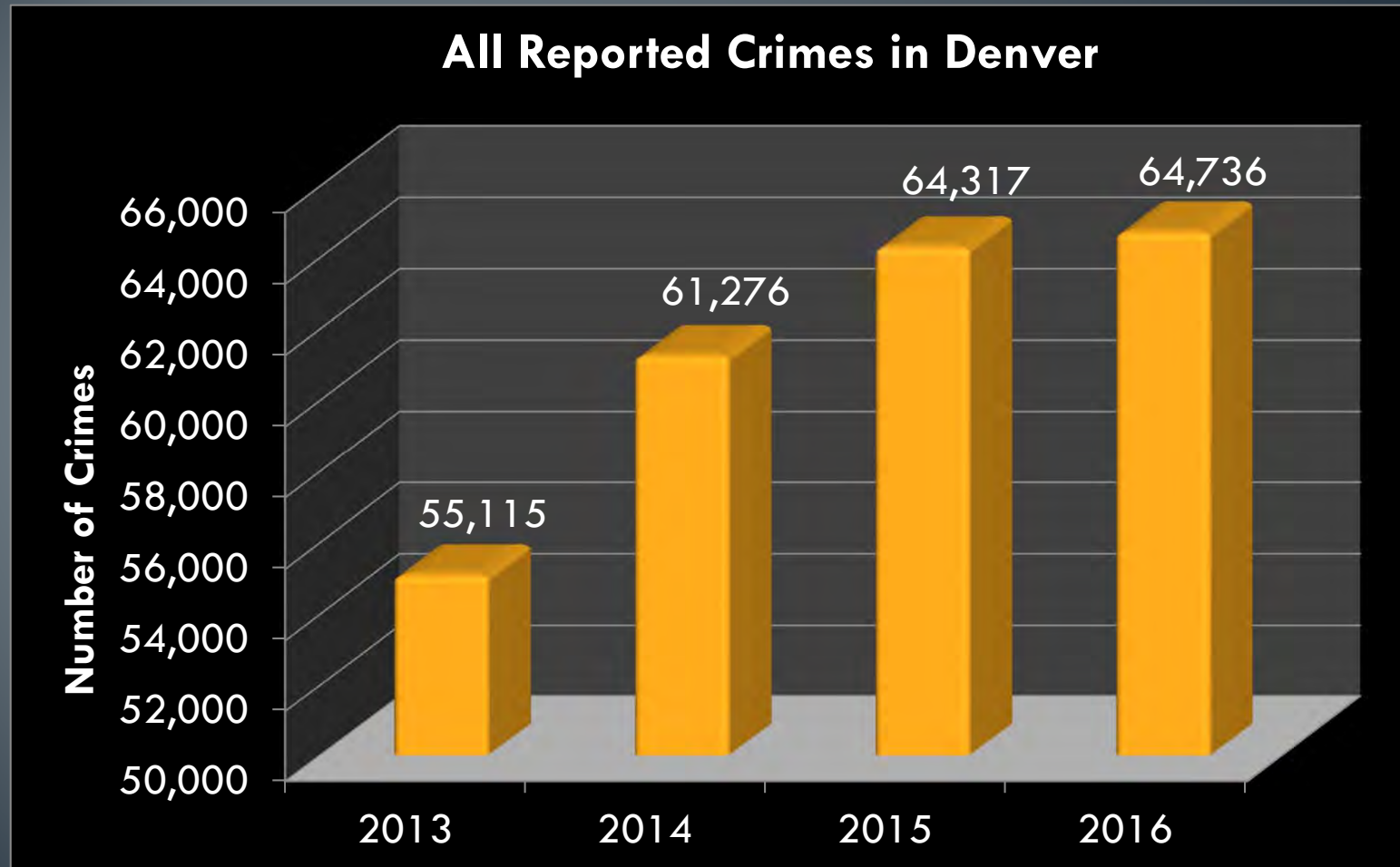
SOURCE: United States Postal Inspection Service – Prohibited Mailing of Narcotics

Crime in Colorado

Colorado Crime	2009-2012 Post- Commercialization	2013-2016 Legalization	2015-2016
Property Crime	Increased 4.1%	Increased 8.3%	Increased 5.7%
Violent Crime	Increased 1.2%	Increased 18.6%	Increased 5.0%
All Crime	Increased 3.4%	Increased 10.8%	Increased 5.5%

SOURCE: Colorado Bureau of Investigation, <http://crimenco.cbi.state.co.us/>

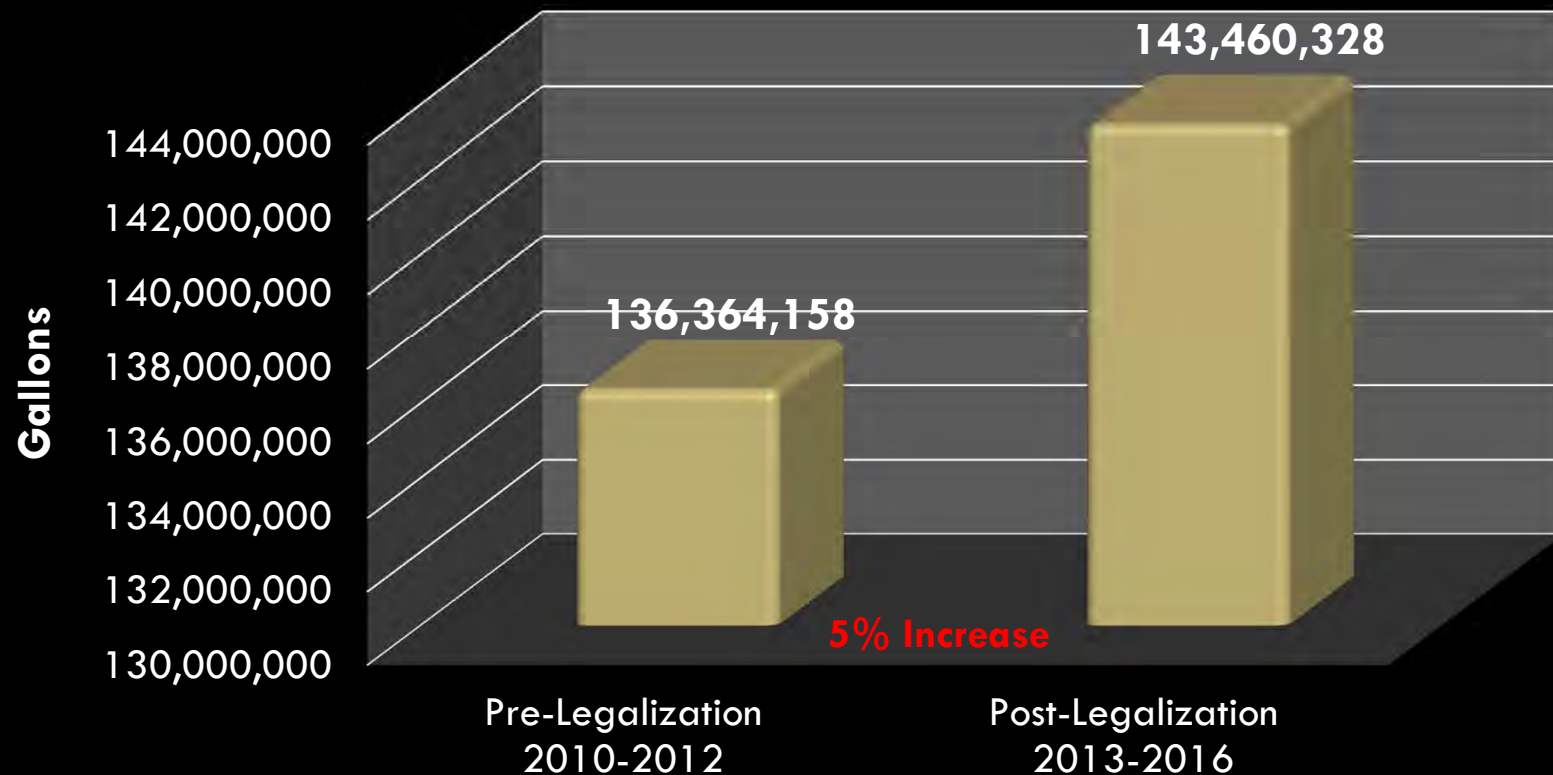
Crime in Denver



SOURCE: City and County of Denver, March 2017

Alcohol Consumption

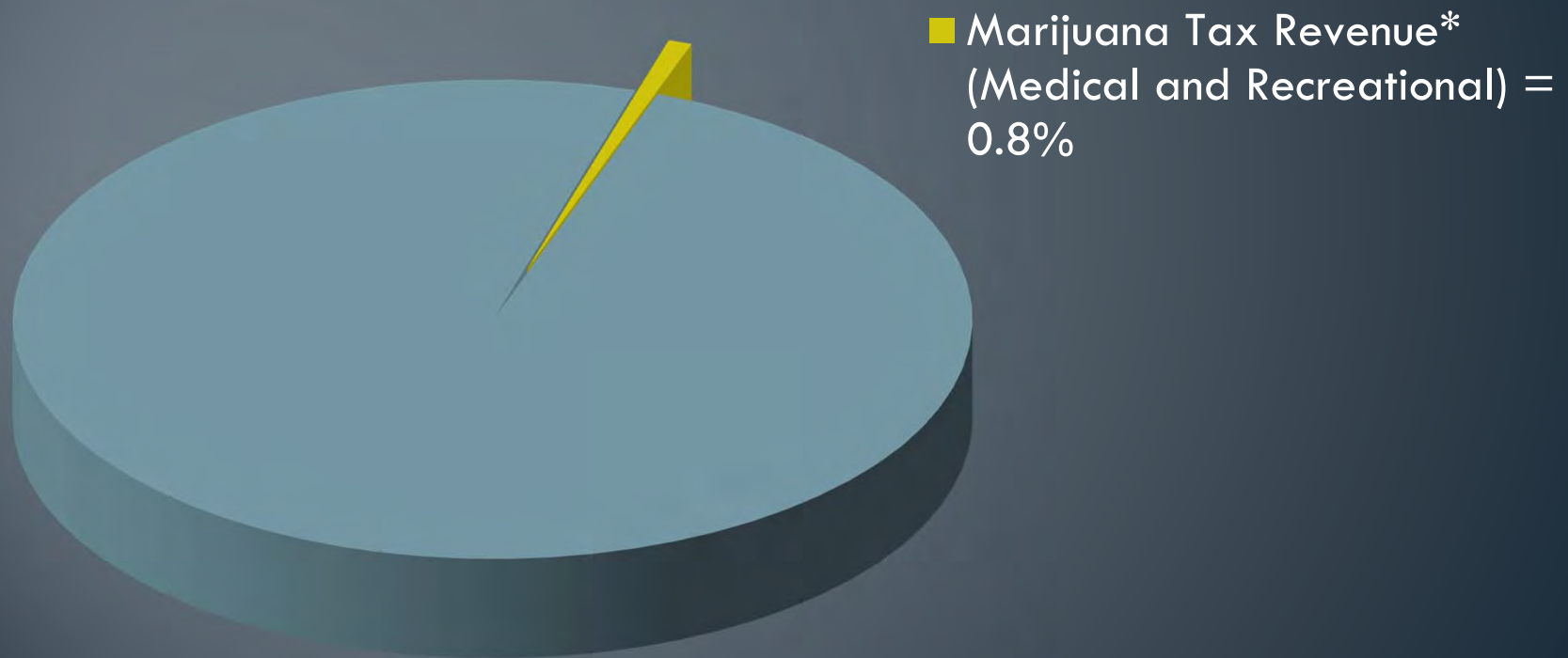
Colorado Average Consumption of Alcohol



SOURCE: Colorado Department of Revenue, Colorado Liquor Excise Tax

Colorado General Fund


Colorado's Statewide Budget, FY 2017



***Revenue from marijuana taxes as a portion of Colorado's total statewide budget**

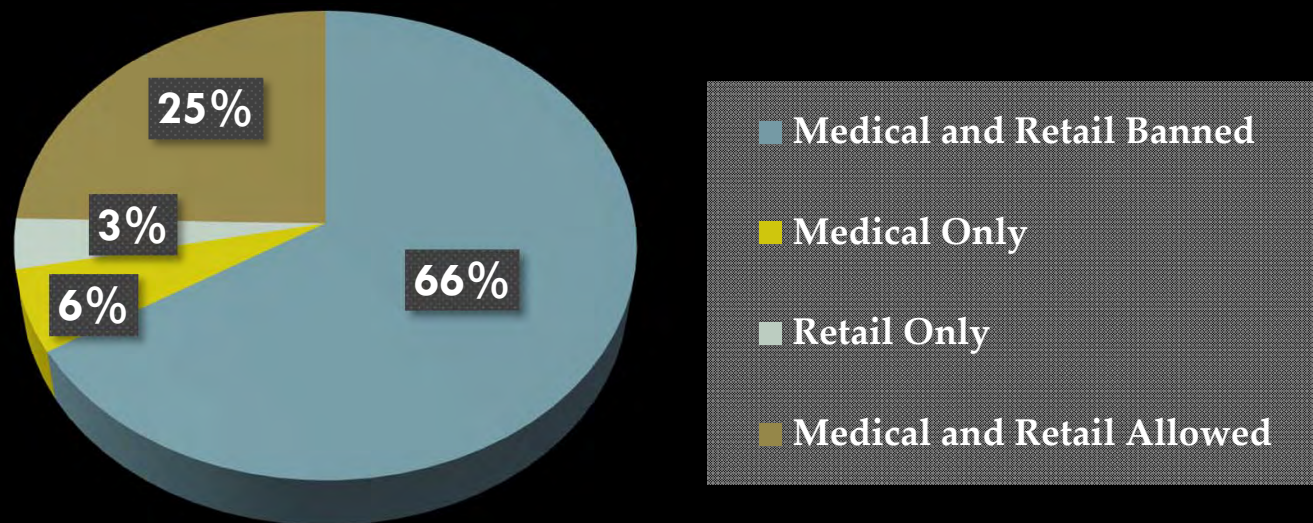
SOURCE: Governor's Office of State Planning and Budgeting

FY 2017 Tax Revenue



Local Response to Medical and Recreational Marijuana in Colorado

Marijuana Licensing Status as of December 31, 2016	Number of Jurisdictions
Medical and Retail Marijuana Banned	212
Medical Marijuana Licenses Only	18
Retail Marijuana Licenses Only	11
Medical and Retail Marijuana Licenses	79



SOURCE: Marijuana Enforcement Division, 2016 Annual Update

Why We Do This

- Important to Remember with Statistics...



Thank you for what you do.

Remember:

**“Do the Right
Thing”**