

IDEM

Coloring With Environmental Ed!



IDEM


Kindergarten to
Second Grade


Dear Parent/Educator,

Welcome to the Indiana Department of Environmental Management's (IDEM) environmental education booklets for kids. The activities in this booklet are designed to educate young children with regards to the different offices of IDEM and their responsibilities. We hope that children find these activities both educational and fun.

These activities follow current Indiana Department of Education science teaching standards which are listed on the back of this booklet. Activities for older grades are available separately through IDEM's education and outreach program. Please call 1-800-451-6027 and ask for extension 4-1790 or email info@idem.IN.gov for more information or materials.

Protecting the environment is the joint responsibility of IDEM and all Hoosiers. To achieve this goal, IDEM is made up of the following major offices: Air Quality, Pollution Prevention and Technical Assistance, Land Quality (including the Emergency Response section), and Water Quality. Together, these different offices work to accomplish one of IDEM's goals: to make Indiana a cleaner, healthier place to live. IDEM staff includes scientists, geologists, chemists, engineers, inspectors, and support personnel, all working to protect our environment.



Color page.
Color areas with
 in green.

IDEM works
to help keep our
part of the earth
clean.



**To feel good,
kids need...**

...clean air,



...clean land ...



...and clean water!

What can we do right here?

We can recycle:



glass,

newspapers



and pop cans.

We can use both sides of a sheet of paper.





We can compost



leaves


and grass.





**We
can
conserve
energy.**

**And
save
water.**



**We can help keep
our air clean.**

**Ride a
bike**



**or
carpool.**



**We
can
pick up
trash.**



**Lets help keep
our earth
healthy!**



Indiana educational standards covered in this booklet.

Kindergarten

Science

K.1.1 Scientific Inquiry

Raise questions about the natural world.

K.2.2 Communication

Draw pictures and write words to describe objects and experiences

K.3.1 Matter and Energy

Describe objects in terms of the materials they are made of, such as clay, cloth, paper, etc.

K.6.1 Models and Scale

Describe an object by saying how it is similar to or different from another object.

First Grade

1.1.1 Scientific Inquiry

Observe, describe, draw, and sort objects carefully to learn about them.

1.1.2 Scientific Inquiry

Investigate and make observations to seek answers to questions about the world, such as "In what ways do animals move?"

1.2.6 Communication skills

Describe and compare objects in terms of number, shape, texture, size, weight, color and motion.

1.4.4 Interdependence of Life

Explain that most living things need water, food, and air.

Second Grade

2.1.7 Technology and Science

Recognize and describe ways that some materials, such as recycled paper, cans, and plastic jugs, can be used over again.

2.3.4 The Earth and the Processes that Shape It

Investigate by observing and then describing how animals and plants sometimes cause changes in their surroundings.

2.4.8 Human Identity

Give examples of different roles people have in families and communities.



INDIANA DEPARTMENT OF ENVIRONMENTAL MANAGEMENT
100 NORTH SENATE AVENUE
MAIL CODE 50-01 IGCN 1301
INDIANAPOLIS, IN 46204-2251