

**AGENDA**  
**STATE SOIL CONSERVATION BOARD MEETING**  
**January 7, 2018**  
**Indianapolis Marriott Downtown**

- I. 9:30 a.m.: Call to Order**
- II. Approve Minutes of October 2017**
- III. Clean Water Indiana**
  - a. Clean Water Indiana Grants –Leah Harmon
    - 1. Pathway to Water Quality Funding Request
    - 2. Grants Committee Report- TBD
- IV. State Soil Conservation Board Business**
  - a. Temporary CCSI Oversight Committee Representative
  - b. February Meeting Date
- V. Soil and Water Conservation Districts**
  - a. Supervisor Appointments-Laura Fribley
  - b. LaPorte SWCD-Laura Fribley
  - c. Rush SWCD-Laura Fribley
- VI. 10 Minute Break**
- VII. ISDA Updates**
  - a. Director’s Report- Jordan Seger
  - b. Technical Report- Jennifer Thum
  - c. Soil Health-Meg Leader
  - d. Accountability and Technology- Jordan Seger
  - e. District Support-Laura Fribley
    - 1. Survey on SWCD staffing and soft money
  - f. Water Quality and CREP- Julie Harrold
- VIII. Conservation Partner Reports**
  - a. IASWCD Report
  - b. IDEM Report
  - c. DNR Report
  - d. Purdue Report
  - e. FSA Report
  - f. NRCS Report
  - g. CCSI Report
  - h. IDEA Report
- IX. Public Comment**
- X. Next Meeting:**
  - 2018 Meeting Dates**
  - March 20: NRCS State Office
  - May 15: Knox County
  - July 24: NRCS State Office
  - September 18: NRCS State Office
  - October 30: TBD District Showcase

**XI. Adjourn**

**\*\*\*PLEASE NOTE\*\*\***

This agenda is in DRAFT FORM. Open Door Law does not prohibit the public agency from changing or adding to its agenda during the meeting.



# State Soil Conservation Board

January 7, 2018  
Clean Water Indiana Grants



## Program Updates

### **Clean Water Indiana Competitive Grants**

2018

- 2018 competitive grant projects started on January 1<sup>st</sup>.
- I am assisting districts through the contract process. As of 1/4 all grant agreements have been signed and 7 have been fully executed. This process is moving a lot faster than previous years. I am working on getting the last couple of agreements submitted.
- Claims are starting to come in. As of 1/4, I have processed 3 claims. These take about 45 days to get funds to districts.
- I have created an overall summary of the 2018 grants. It is posted on the CWI website. Individual summaries are also posted.

2015-2017

- All 2015 grants have final reports due on January 31<sup>st</sup>. After that time I will process final claims. Some final reports and claim vouchers have already come in.
- Annual reports for 2016 and 2017 grants are also due January 31<sup>st</sup>.

#### *Quality Control*

- Over the last couple of months, I have undertaken a quality control effort on CWI grant reporting. I focused on cost share grants. I in particular wanted to ensure that the acres reported in the financial reports are being reported in conservation project tracking, as detailed in each CWI grant contract.
- I especially want to thank the ISDA Resource Specialists for their assistance in tracking down these records.
- Overall, grantees have greatly improved their reporting since this effort started.
- Moving forward this should be more of a maintenance operation rather than a catch up effort.

#### *Overall Program*

- The CWI roundtable tomorrow will help to provide feedback for the 2019 guidance. We will have some quick updates on process, discuss the 2018 cycle, and what improvements we can make in 2018.
- 2019 guidance will be developed in February and March.

### **Annual Financial Report Grants**

- The template has been sent to SWCDs.
- The AFR is due in Gateway on March 1<sup>st</sup> and to ISDA on March 31<sup>st</sup>.
- The only change to the process this year is that AFRs are now to be sent directly to me rather than individual DSSs. It should provide an easier tracking experience.
- These payments will be made as a direct disbursement to SWCDs this year. This eliminates the complicated contract process of last year.

### **Training Reimbursement/Sponsorship**

- The online application for training reimbursement can be found at <http://www.in.gov/isda/3371.htm>
- Like last year, we will distribute these funds to districts with their AFR payment.

- The grants committee reviewed the first round of training applications before this meeting.
  - So far 17 districts have submitted applications for reimbursement funds. These applications represent 102 individual registrations (36 supervisors and 66 staff). Total requests totaled \$21,225.
  - Trainings requested include IASWCD Annual Conference, IDEA Conference, Leadership Institute and more.
- The 2<sup>nd</sup> review cycle will be in March.

### **Grant Reviews**

*2018*

- I will select 10 grants to review in February after grant reports are completed.
- Selections will be made per the CWI communication policy for both marginal and routine grants.
- Based upon my quality control efforts of the last couple of months, I am changing the review procedures and forms. These should provide greater transparency for grants and better communicate to both the SSCB and SWCD supervisors the status of any given grant.

# CLEAN WATER INDIANA BUDGET OVERVIEW



The Clean Water Indiana (CWI) Program was established to provide financial assistance to landowners and conservation groups.

The ISDA Division of Soil Conservation (DSC) administers the Clean Water Indiana fund under direction from the State Soil Conservation Board. The CWI budget is derived from a portion of cigarette tax funds. (IC 6-7-1-29.3) The cigarette tax fund is 4.22 percent of total cigarette tax revenue, and the CWI fund receives one sixth of this amount. In recent years, the CWI budget has also included general fund appropriations.

CWI funds are utilized in three key ways.

### Direct SWCD Distribution:

- Competitive CWI grants provide funds for locally prioritized projects to address local water quality concerns.
- For each dollar an Soil and Water Conservation District (SWCD) receives from local government or other outside funding sources, the SSCB will provide a match up to \$10,000. (IC 14-32-8-8)
- The SSCB provides training reimbursements and sponsorships to districts who wish to improve upon current skill sets.

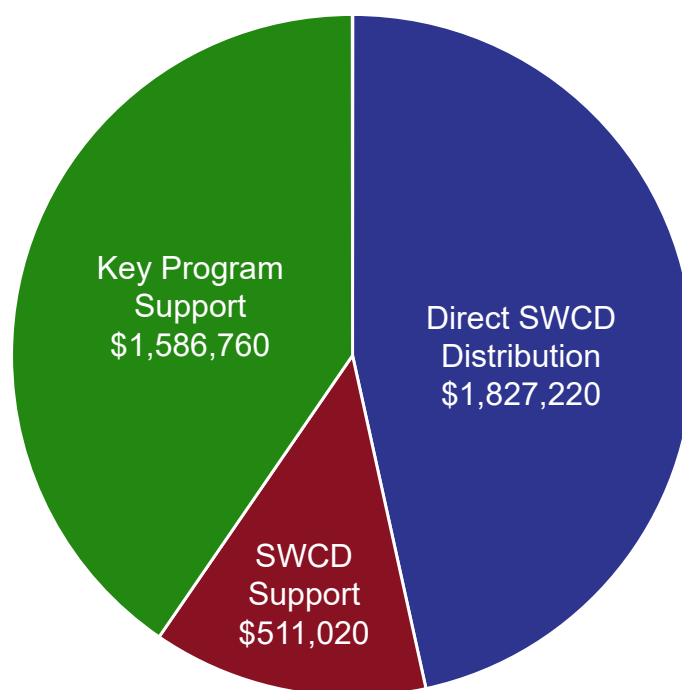
### SWCD Support:

- Each SWCD has an assigned District Support Specialist who aids in district capacity building, including providing training, developing business plans, assisting with grant writing, and sharing marketing opportunities.
- CWI bonds all SWCD supervisors.

### Key Program Support:

- Conservation Reserve Enhancement Program (CREP) funds provide incentive payments to plant native grasses, trees, or other vegetation on converted cropland. ISDA employs CREP leaders to provide technical support for this program. Ten SWCDs administer CREP locally.
- The SSCB awards funds to non-SWCD led proposals to further key initiatives.
- Conservation Cropping Systems Initiative (CCSI) utilizes science-based demonstration hubs to promote conservation practices.
- Southern Indiana Cooperative Invasives Management (SICIM) funds provide support to all counties to address invasive species.

## FY 2018 CWI Budget Overview



\*Includes \$1,000,000 general fund appropriation  
Total: \$3,925,000

\*The DSC has a separate budget.

Clean Water Indiana supports the implementation of conservation practices which will reduce nonpoint sources of water pollution through education, technical assistance, training, and cost sharing programs (IC 14-32-8).



# Clean Water Indiana

## 2018 Competitive Grants

### Competitive Grants Overview:

CWI Competitive Grant funds are being utilized by Soil and Water Conservation Districts in both rural and urban environments for locally driven programs focusing on themes such as education, invasive species, livestock, row crops, and urban/small plot conservation. Funded projects include cost share programs, staffing for technical assistance and project coordination, equipment, educational displays, field days, and marketing and outreach programs.

Projects can be up to three years in length and districts could apply for any dollar amount that was necessary to complete the project. Funded projects ranged from \$4,912 to \$154,500.

In addition to CWI funds, each grantee is required to produce a match for their project, which can be cash or in-kind. Projects requesting staffing were required to have a 25% match for that component, while all other project areas required a 50% match. Many SWCDs will target producers not currently served by other conservation programs.

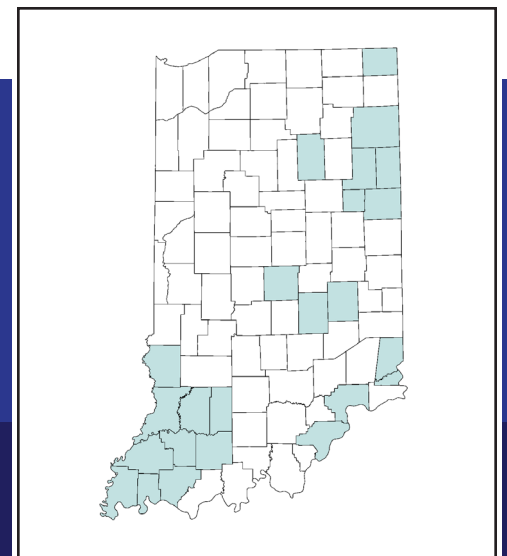
### Program Overview:

The Clean Water Indiana (CWI) Program (IC 14-32-8) was established to provide financial assistance to landowners and conservation groups. Through education, technical assistance, training, and cost sharing programs, the program supports the implementation of conservation practices which will reduce nonpoint sources of water pollution.

### Program Administration:

The CWI fund is administered by the Indiana State Department of Agriculture Division of Soil Conservation under the direction of the State Soil Conservation Board (SSCB). The fund is derived from a portion of cigarette tax funds. (IC 6-7-1-29.3) The cigarette tax fund is 4.22 percent of total cigarette tax revenue, and the CWI fund receives one sixth of this amount. The CWI Program is responsible for providing local matching funds as well as grants for sediment and nutrient reduction projects.

Total Applications: 26  
Total Amount Requested: \$1,999,050.50  
Total Districts Participating: 41  
Total Projects Funded: 14  
Total Amount Funded: \$896,945  
Total Districts Funded: 25



For more information about CWI, please visit: [in.gov/isda/2379.htm](http://in.gov/isda/2379.htm).

For more information about the SSCB, please visit: [in.gov/isda/2361.htm](http://in.gov/isda/2361.htm).

Email questions or comments to [cleanwaterindiana@isda.in.gov](mailto:cleanwaterindiana@isda.in.gov).

To find your local SWCD: please visit: [in.gov/isda/2370.htm](http://in.gov/isda/2370.htm).



# State Soil Conservation Board

January 7th, 2018

Clean Water Indiana Grants Committee  
Nola Gentry, Ray Chattin, Bob Eddleman



## Clean Water Indiana Grants

- The grants committee met on December 1, 2017 to discuss the remaining CWI funds for Fiscal Year 2018.
- The unallocated funds are forecasted to be \$54,000 but due to the fact that the figures are based on projections, the committee moved forward with a working budget of \$48,000.
- The CWI grants committee presents the following recommendations to the full SSCB:
  - Leadership Institute: \$2,500 for workshop logistics and marketing materials.
  - Pathway to Water Quality: \$7,500 for Coordinator salary pending completion of a Non-SWCD led CWI application.
  - Hamilton SWCD: \$38,000, as the next CWI application in the ranking list, for a part-time urban agriculture technician.





# State Soil Conservation Board



January 7, 2018

ISDA – DSC Director’s Report

Jordan Seger

## FY 18 Budget(s)

- Detailed budgets posted here: <http://www.in.gov/isda/2361.htm>

### Clean Water Indiana

#### Appropriation

	Appropriation
Total Operating General Fund	\$1,000,000.00
Total Operating Cigarette Tax Fund	\$2,923,775.00
FY17 Carryover	\$31,224.82
Total	\$3,954,999.82
3% reserve - on general fund only	(\$30,000.00)
Allotment	\$3,924,999.82

*Notes:*

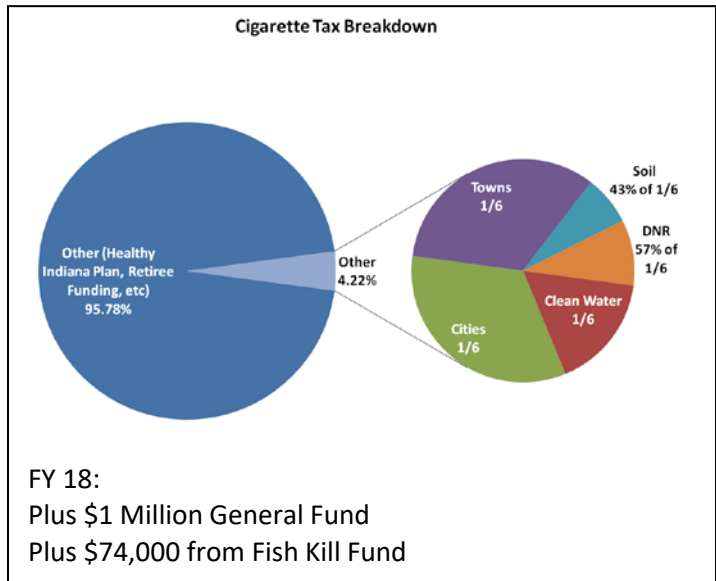
*Appropriation is estimate based on cig tax revenue month by month*

*Reserve only being pulled from General Fund*

*As of 12/18/17 there is a \$8,897 (.2%) estimated balance at end of FY (6/30/18)*

#### FURTHER BREAKDOWN

CWI Competitive Grants Budget	\$907,219
Actual CWI Grant Awards	\$897,034
Difference	\$ 10,185
DSC Fish Kill/Field Days Fund Transfer - FY18 only	\$ 74,000
Difference	\$ 84,185
SWCD Training Reimbursements	\$ 30,000
<b>Difference</b>	<b>\$ 54,185</b>
<i>P2WQ Recommendation</i>	<i>\$ 7,500</i>
<i>Leadership Institute Recommendation</i>	<i>\$ 2,500</i>
<i>Additional CWI Grant Recommendation</i>	<i>\$ 38,000</i>
Difference (if all recommendations approved)	<b>\$ 6,185</b>
	<b>balance</b>
	<b>\$ 15,082</b>
	<b>balance</b>
If rolled into CWI Budget Balance	<b>(.3%)</b>



### ISDA – Division of Soil Conservation

Total Operating Cigarette Tax Fund	\$1,378,144.00
Total	\$1,378,144.00
3% reserve	\$0.00
Allotment	\$1,378,144.00

*Notes:*

*116k increase from FY17, Funds 2 Lake Erie employees*

*The entire DSC budget is utilized for staff salaries and general staff support like IT, Gas, Vehicle maintenance, Travel, etc*

*As of 12/18/17 there is a \$2,914 (.2%) estimated balance at end of FY (6/30/18)*

## ISDA Director

- Bruce Kettler named as new ISDA Director effective Jan. 8
  - Was Director of Public Relations for Beck’s Hybrids, where he also was a Field Sales Manager, Area Team Leader and Sales Consultant over the course of the last 11 years
  - Began his career at Dow AgroSciences where he started out as a Sales Representative, and spanned his career through the company as a Regional Credit Manager, Advertising and Communications Manager and finished after being with the company for 17 years as a Senior Sales Representative for Pest Management

## Legislative “Short” Session

- Started Jan. 3, bill filing deadlines approx. one week after
- ISDA has no conservation related proposals

## **2017 Key Performance Indicator and Performance Measures**

KPI			2016	2017	Notes
	Yellow Target	Green Target			
Top soil stabilization, prevention of sediment from entering waters of the State	252,000,000	280,000,000	356,580,000	377,310,000	35% over
<b>Program Measures</b>					
Nitrogen reduced from entering waters of the State	250,000	275,000	374,509	386,070	40% over
Phosphorus reduced from entering waters of the State	125,000	150,000	186,592	192,614	28% over
Number of soil and water conservation practices installed	750	1,000	1,788	1,829	83% over
Number of newly enrolled acres in the Conservation Reserve Enhancement Program (CREP)	650	750	3,021	2,604	247% over planted 743k trees
Number of acres in INField Advantage	40,000	60,000	72,100	76,580	28%over
Number of Soil and Water Conservation Districts (SWCDs) assisted with goal setting through the development of business plans, annual plans of work, and/or other measureable tools (e.g. SOAR, SWOT, Impact Matrix)	18	20	28	25	25% over
*Number of facilitated and/or hosted regional or statewide capacity building trainings focused on SWCD Supervisors and Staff	15	17	11	10	
*Number of Clean Water Indiana competitive grant applications	23	26	31	26	

\* New program measures which will begin in 2018.

\*An in depth look into water quality activities in each of IN’s 10 major river/lake basins: <http://www.in.gov/isda/2991.htm>

in.gov/isda





# Clean Water Indiana - 2017 Practices Installed

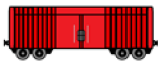
January 1, 2017 through December 31, 2017

## Clean Water Indiana 2017 Sediment and Nutrient Load Reductions

**Total Practices Installed: 828**

**Sediment Reduced: 237,590,000 lbs.**

Which is enough to fill 1,188 standard 50' freight cars (maximum load).



x 1,188

If placed end to end,  
the freight cars would  
stretch almost 3 miles.

**Phosphorous Reduced: 116,136 lbs.**

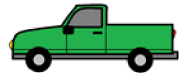
Which is enough to fill 116 F150 pick-ups with an 8' bed (maximum load).



x 116

**Nitrogen Reduced: 233,783 lbs.**

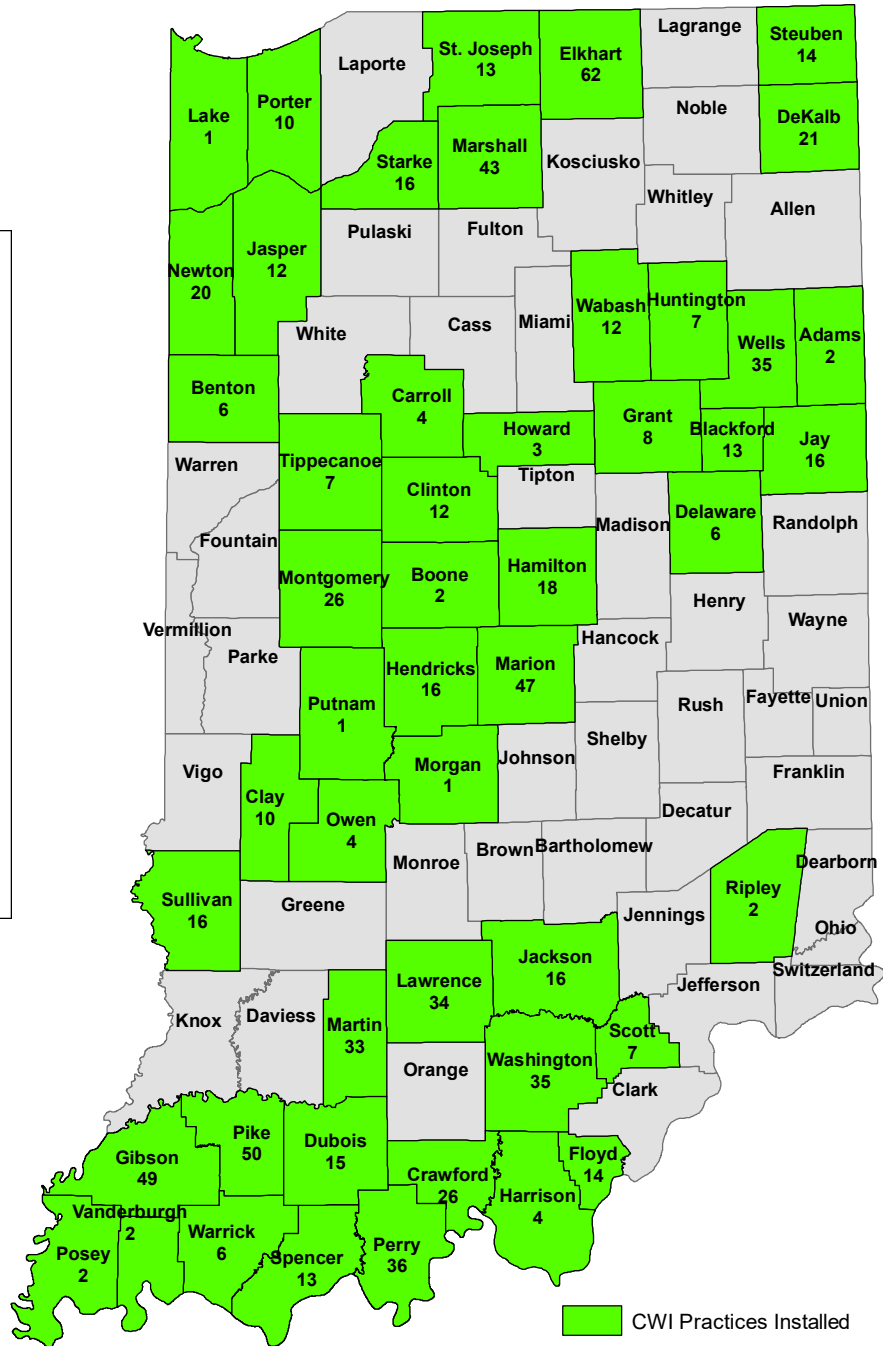
Which is enough to fill 233.75 F150 pick-ups with an 8' bed (maximum load).



x 233.75

\*Nutrient estimates only consider sediment bound N and P, not dissolved.  
\*Load reductions are based off the EPA's Region 5 Load Reduction Model.

Total practices installed include practices funded by 2015, 2016 and 2017 CWI grants.



■ CWI Practices Installed

Practice	Total Practices Installed	Installed (Voluntary)	Unit	Sediment (LBS)	Phosphorus (LBS)	Nitrogen (LBS)
Access Road	1	140	0 Feet	62,000	21	43
Brush Management	1	24	0 Acres	0	0	0
Conservation Cover	15	16	0 Acres	458,800	405	811
Cool Season Grasses	1	26	0 Acres	70,000	46	92
Cover Crop	527	23,470	13,895 Acres	161,019,300	82,564	165,983
Critical Area Planting	1	0	0 Acres	0	0	0
Forage and Biomass Planting	51	783	25 Acres	12,010,000	6,432	12,830
Grassed Waterway	3	1	0 Acres	1,676,000	838	1,675
Gypsum	37	2,007	169 Acres	0	0	0
Heavy Use Area Protection	24	40,038	0 Square Feet	3,004,000	1,147	2,288
Herbaceous Weed Control	1	1	0 Acres	0	0	0
Lined Waterway or Outlet	1	2	0 Number	22,000	11	23
Mulching	16	3	0 Acres	0	0	0
Nutrient Management	18	737	109 Acres	0	0	0
Pipeline	10	4,466	0 Feet	0	0	0
Pollinator Habitat	14	20,06	4.81 Acres	253,600	184	346
Residue and Tillage Management - No Till	73	3,021	2,098 Acres	55,911,400	24,097	48,162
Residue and Tillage Management - Reduced Till	5	10	0 Acres	61,800	32	65
Riparian Herbaceous Cover	1	52	0 Feet	14,600	8	17
Streambank and Shoreline Protection	2	575	0 Feet	148,400	85	171
Tree and Shrub Establishment	1	2	0 Acres	4,600	3	3
Underground Outlet	1	N/A	0 Feet	0	0	0
Urban: Rain Garden	13	12,353	0 Square Feet	2,206,000	54	861
Watering Facility	11	12	0 Number	668,000	208	413
<b>Total</b>	<b>828</b>			<b>237,590,500</b>	<b>116,136</b>	<b>233,783</b>



# State Soil Conservation Board

January 7, 2018  
Director of Soil Health



## Program Updates

### ➤ INfield Advantage

- In 2017 we finished the year with 994 GSS corn fields, 8 GSS soybean fields and 16 RST. We lost about 50 fields (a typical amount) between flying the imagery and collecting stalk samples due to the wrong field being mapped or the field being harvested before it could be sampled.
- The NW and NE Regional Meetings were held last month. About 60 people attended the meeting at Fair Oaks on December 14 and 40 attended the meeting in Avilla on December 15. The morning feedback indicated that the open meetings were rated good to excellent by the attendees. The afternoon field discussions, when the individual groups separated and met with their own agronomist, were almost uniformly rated satisfactory.
  - The additional agronomists for these meetings and the one on January 4 are Dan Towery and Greg Kneubuhler.
  - The additional agronomist for the January 17 meeting will be Danny Greene.
- Bob Nielsen and Jim Camberato, Purdue University, submitted their final report of their first analysis of the collected data. They asked us to collect average yield, disease pressure and fungicide application information at this year's winter meetings to use with possible future analysis of the 2017 data.
- During Dr. Casteel's presentation at the CCA conference covering his sulfur on soybeans work, he mentioned that INFA will be working with him to expand the number of participants.
- Roughly 80 assorted ICP staff attended the November 20th Group Leader Appreciation lunch sponsored by Corn and Soy. Nate Taylor, Aeroptics, discussed imagery and Dr. Shaun Casteel presented information about the effect of sulfur on soybeans.
- About half dozen ICP INFA staff will be attending the Iowa Research Conference in February. Indiana Corn and Soy will be sponsoring three SWCD staff and two CCSI staff. ISDA will be renting a large van to transport the staff to the conference.

➤ **Conservation Cropping Systems Initiative**

- USB-High-oleic soybean sustainability program sign-up complete. \$16,000 to be distributed among 3 SWCDs for their participation.
- Commencement of strategic plan roll-out
- 2018 Soil Health Training curricula reviewed, updated
- Soil Health Interim results webinar. Reports published to website.
- Hoosier Chapter SWCS Fall Meeting – Pollinators and Beneficial Insects
  - Suggested and secured speakers
  - Overwhelmingly successful event
- Strategic Plan Rollout
- CCSI strategic plan rolled out at 7 different meetings across state - Adoption, funding tools well received
- SWCS-Buffett Conference
  - Approximately 500 attendees at conference
  - Opportunities for partnerships, potential funding mechanisms identified, explored
- CCA Conference - 150 flash drives filled with cover crop tools and resources distributed to assist CCSIs as they work with their clients.

➤ **Red Gold Tomato Conservation Stewardship Award**

- I am working with Red Gold on topics/speaker possibilities for their spring grower meetings in March and April.



# State Soil Conservation Board

January 7, 2018

District Support Specialist (DSS) Report: 10/21/17 to 12/22/17



**Communication Leadership Institute:** on December 1st, a Communication Leadership Institute (LI) was held in Santa Claus (Spencer County). Tanya Hall and Nick Held, Purdue Extension, led the training. 23 SWCD Supervisors and Staff from 12 counties attended the workshop. Seven of these individuals were new attendees to the LI program; four participants are now graduates of the Cornerstones of Leadership series:

- Norman Dillon, Pike County, Supervisor
- Steve Stoelting, Clay County, Supervisor
- Terry Ault, Jackson County, Staff
- Carrie Parmenter, Posey County, Staff

On the evaluations, participants were asked “On a scale of “1” meaning terrible to “10” meaning terrific, what score would you give this workshop?” The average score was 8.6, and all responded that “Yes, the workshop was worth my time”.

**State Board of Accounts Training for SWCDs:** 59 SWCD Supervisors and Staff registered for this December 7<sup>th</sup> training. Key focal points of the training included: Resolution of Audit Findings, Gateway/AFRs, Centralized reviews, and Supplementing salaries. Nathan Stoelting is drafting a Q & A document to run by SBOA that will clarify further questions Districts have on staff receiving additional compensation from sources such as PSS agreements. The focus will be on matters falling under the SBOA’s control. For issues outside of SBOA’s scope (e.g. Ethics, IRS), Districts will be pointed to the appropriate agency where they can get more information independently or make local inquiries. The end document will be finalized in conjunction with the IASWCD and SSCB.

DSS Activities Statewide For This Reporting Period	Total
Assistance With SWCD Business Plans/Annual Plans of Work	7
Input, Assistance & Attendance At SWCD Board Meetings	31
Visits With SWCD Supervisors/Staff For Training, Assistance, Guidance, Input, etc.	16



# State Soil Conservation Board

January 7th, 2018  
SWCD Staffing Survey Results



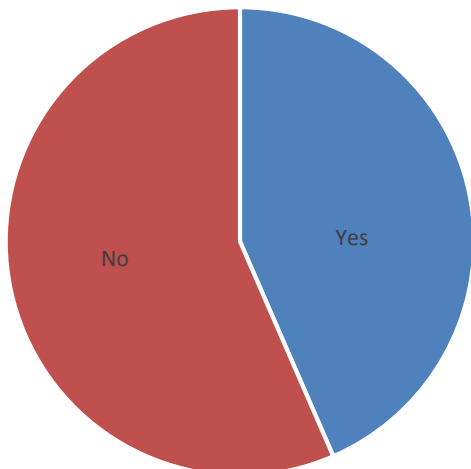
## SWCD Staffing Survey

- At the October 31, 2017 meeting, the SSCB instructed ISDA to gather information regarding SWCDs and employees who have been or currently are funded through soft money.
- The survey received 46 responses from 43 districts. Responses are summarized below.

## Current Staffing

Do you currently have any employees who are entirely funded through grants or other non-permanent funding sources?

Staffing



If yes, how would you describe the employee's role?

*Responses ranked in order of frequency*

- Watershed Coordinator
- Technician
- Outreach/Education
- Project Coordinator
- District Coordinator
- Urban Conservationist

If yes, what source provided the funding for the employee?

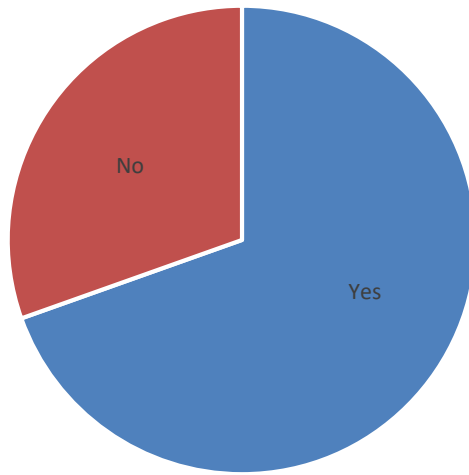
*Responses ranked in order of frequency*

- CWI
- 319
- NRCS Contribution Agreement
- NACD, Local Community Foundation
- Great Lakes Commission
- District Funds (including CWI AFR match)
- Equipment rental and county and state funding
- County Grant
- MS4

## Historical Perspective

Since 2000, as your district had an employee or employees that were funded through grants or other non-permanent funding sources?

Column1



If yes, how would you describe the employee's role?

*Responses ranked in order of frequency*

Watershed Coordinator

Technician

Consultants

Executive Director

Educator

Project Manager

District Coordinator

Interns

If yes, what source provided the funding for the employee(s)?

*Responses ranked in order of frequency*

319

CWI

NRCS Contribution Agreement

Great Lakes Commission

Tree Sale Funds

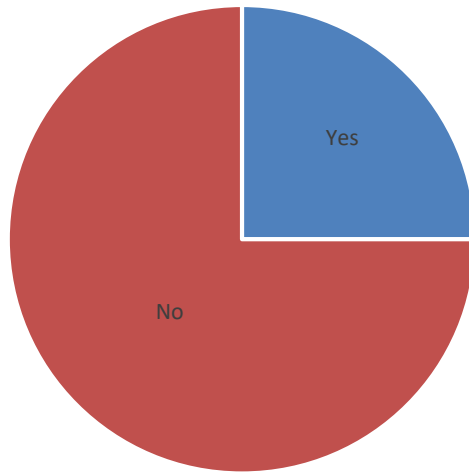
205j

CCSI



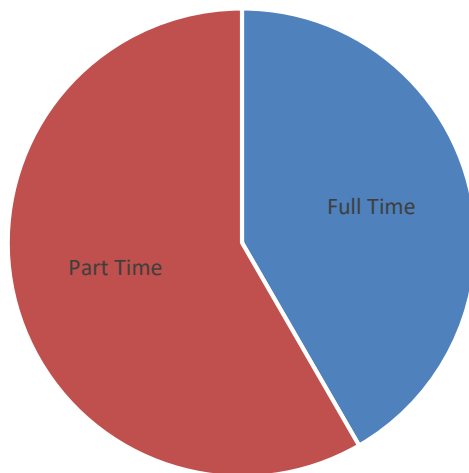
Since 2000, has the district been successful in gaining permanent funding through the county for an employee with non-permanent funding?

Sales



If yes, was this funding for a full time or part time position?

Sales



Do you have any other comments that would be relevant for the SSCB about employees with non-permanent funding?

It is incredibly difficult to get additional positions through the county. We need to show multiple years of success and essentially prove that the employee/service is essential before a permanent position would even be entertained. This requires us to secure years of outside funding. We recently developed and launched a whole new program (set of programs really) to complement our technical and outreach assistance and address demand for services. We are now in danger of having it all be lost if we cannot find funds to extend one part time position past Feb 2018. We have already leveraged \$15,000 from our local community foundation (after a \$50,000 initial outside grant). It is challenging because most grant funders want assurances of sustainability and that is hard to provide as a SWCD. This situation is challenging because we cannot successfully plan long term for development of positions or programs. It's also quite hard to retain quality employees when their future

employment hangs in the balance and is not assured. We believe that, with time, we can secure long term county funding but it is very difficult to cover the "launching period" and maintain staff when bouncing between grants.

Technician started part time with CWI grant monies. A few years later we asked County to contribute to technician funding. We have also been able to bring in contribution agreement dollars due to the technician position and when county funding became tight we had the contribution dollars for back up. The grant runs out this year and we will be sourcing County & Contribution agreement dollars for part time technician funding. The technician position has been very valuable to district capacity.

When the position was first created the Board requested that the Council fully fund the position using the leverage of 319 funds secured to contribute 50% of the salary for work the person was responsible for completing with regards to a 319 grant. The county was/is reimbursed on a quarterly basis. Only 50% of the salary was requested to allow the person to work on other tasks not 319 related. Having a highly trained individual in this position over a long period of time has allowed the District to increase their capacity. Annually the Council and Commissioners are made aware of the efforts and the impact. This translates to an economic benefit to the community that is very hard to overlook. The Council acknowledges that they would prefer that we continue to seek grant funds to partially fund the position they also understand the competitiveness of grants and are fully committed to retaining the position as full-time permanent in the absence of grant dollars. The Council also recognizes to have a highly skilled and trained individual that they must pay accordingly. Over the years the Board has worked with the Council to increase the salary so that it is competitive in order to retain skilled individuals. Clinton County has also had part-time positions funded through LARE/CWI agreements and through RCPP/Walton Foundation, however they did not transition to permanent.

Our county council, although very supportive of conservation work in LaGrange County and consistent in their financial support of District operations, has been resistant to turning "temporary" grant-funded positions into permanent, county funded ones.

We couldn't do the work in the Counties and put as much Conservation on the Ground without the CWI Grants. Thank you

We are in need of additional employees to manage grant monies and projects coming in. We are considering the funding options but are concerned about long term security of position.

If benefits could be a consideration for the counties to pick we might be able to hang on to these employees and the benefits could go towards in-kind. Win for all.

NO WE SEEM TO HAVE A GOOD WORKING RELATIONSHIP WITH OUR COUNTY OFFICIALS AND WORK YEARLY TO KEEP IT THAT WAY

The District has repeatedly tried to work with the county on securing funding for a county paid technician but due to budget restrictions, the District has been denied the addition. Therefore the District relies on CWI grants and other grant administration to assist our landowners with their conservation needs.

We submit the \$10,000 CWI funding to the county to support our district employees. Is it permanent funding? Probably. We are always at risk of having a position cut.

Our project manager position is partially funded using grant funds obtained via our Land Stewardship Initiative at Vincennes University, Jasper Campus. Our goal is to have this be a full time position with the county.

Martin County just raised the local tax rate so they would not have to lay people off and defund the SWCD and extension office. The County has no extra funds for a Technician.

2008 PT position was funded by the Solid Waste Management District. Beginning 2018 that position will become FT and will be funded out of the commissioners budget. This position will have mixed duties: education as well as technical work to connect county farmers with available federal farm bill dollars for various programs and practices.

The technician position assists the Area Plan Commission and the Drainage Board as able. She attends the DB meetings and APC when needed.

*\*Please see Leah if you have questions or comments regarding the survey results. Full unedited responses are also available from Leah.*



# State Soil Conservation Board

January 7<sup>th</sup>, 2018

ISDA – CREP & Water Quality Initiatives, Julie Harrold



## Program Updates

### **Conservation Reserve Enhancement Program**

- A summary of 2017 CREP Accomplishments is attached to this report including completed acres, enrolled acres, conservation buffer lengths, estimated NLRs in CREP watersheds, wetland restorations completed, number of trees planted in the floodplain, and state dollars spent.
- In 2017, the state paid out \$1,044,495.50 in direct payments to participants for installation of practices, and more than \$104,449.55 in administrative fees to partnering SWCDs.
- The 2017 CREP Annual Report can be found on the ISDA, Division of Soil Conservation website at <http://www.in.gov/isda/2837.htm>.
- Total Completed acres since beginning of program is 12,837. Total enrolled acres are 15,360.
- To date, the state has paid out over \$4.9 million in state funds through the CREP program. For every state dollar that is spent, the federal match is approximately \$7-\$10 for every state dollar. Refer to the estimated dollar amount on the attached CREP report.
- Attached to this report is a report on the current status of acres and dollars in CREP.
- An agreement with TNC is in the signature process on the state end which will give additional dollars to support the installation of practices through CREP. ISDA was given by The Nature Conservancy through Nestle Purina, a total of \$300,000 for flood plain restoration over the next 5 years (with breakdown of \$25,000 in fiscal year 2017) and through the Lilly Foundation, \$25,000 in fiscal year 2017 for floodplain and/or wetland restoration.

### **IN State Nutrient Reduction Strategy (SNRS)**

- Strategy can be found on the ISDA webpage at <http://www.in.gov/isda/2991.htm>.
- Comments on the SNRS can be sent to [ISDANutrientReduction@isda.in.gov](mailto:ISDANutrientReduction@isda.in.gov).
- Work in 2018 will focus on an update to the SNRS document.

### **Gulf Hypoxia Task Force (HTF)**

- The next Hypoxia Task Force meeting will be taking place in Arlington, VA January 31<sup>st</sup>-February 2<sup>nd</sup>. Part of this meeting will be held in conjunction with the NASDA meeting and NASDA members have been invited to participate on the afternoon of February 1<sup>st</sup>.
- ISDA is continuing to work with the LGU's SERA-46 group and members of the HTF Coordinating Committee on a Walton Family Foundation (WFF) project to look at the sharing and measuring of conservation data at a state level, and the framework for how we track nutrient load reductions throughout the Mississippi River Basin.

### **Western Lake Erie Basin**

- The draft of the Annex 4 DAP for the Indiana WLEB area was completed during the summer, followed by a 90-day comment period including 4 public meetings, and then the final was compiled and completed at the end of the 2017.
- To view the Indiana DAP plan and other information, visit the following webpage, <http://www.in.gov/isda/3432.htm>.

SSCB Meeting - January 7th, 2018 - CREP Summary

	Native Grasses	Permanent Wildlife Habitat	Filter Strip	Hardwood Tree Planting	Riparian Buffer	Bottomland Timber Establishment	Wetland Restoration	Wetland Restoration (non-floodplain)	Total		
	CP-2	CP-4D	CP-21	CP-3A	CP-22	CP-31	CP-23	CP-23A			
	Acres	Acres	Acres	Acres	Acres	Acres	Acres	Acres	Acres	Goal	Percentage of Goal
Total Reported Completed on SharePoint as of 1/4/2018	194.32	14.00	4,291.39	25.24	570.11	5,363.31	603.45	1,790.14	12,851.96	26,250.00	48.96%
Total CREP Enrollment	209.92	14.00	4,426.47	34.53	573.86	6,625.38	1007.47	2,470.56	15,362.19	26,250.00	58.52%
Total Acres in Extension				1.00	53.70	428.50	121.70	6.00	610.90		

	Native Grasses	Permanent Wildlife Habitat	Filter Strip	Hardwood Tree Planting	Riparian Buffer	Bottomland Timber Establishment	Wetland Restoration	Wetland Restoration (non-floodplain)	Practice Total	SWCD Administrative Fee	Total
	CP-2	CP-4D	CP-21	CP-3A	CP-22	CP-31	CP-23	CP-23A			
	Dollars	Dollars	Dollars	Dollars	Dollars	Dollars	Dollars	Dollars	Dollars	Dollars	Dollars
Total CREP Dollars	\$ 19,432.00	\$ 1,400.00	\$ 429,139.00	\$ 10,342.00	\$ 241,473.00	\$ 2,252,449.00	\$ 536,767.50	\$ 1,170,503.00	\$ 4,661,505.50	\$ 324,688.05	\$ 4,986,193.55

Federal Match of \$7-\$10 is between \$ 32,630,538.50  
 \$ 46,615,055.00

SSCB Meeting - January 7th, 2018 - CREP Acres (broken down by watershed)

**Post-Expansion Acres**

CREP Watershed	Native Grasses	Permanent Wildlife Habitat	Filter Strip	Hardwood Tree Planting	Riparian Buffer	Bottomland Timber Establishment	Wetland Restoration	Wetland Restoration (non-floodplain)	Total
	CP-2	CP-4D	CP-21	CP-3A	CP-22	CP-31	CP-23	CP-23A	
	Acres	Acres	Acres	Acres	Acres	Acres	Acres	Acres	Acres
Highland-Pigeon	0.00	0.00	0.00	0.00	3.10	103.50	0.00	0.00	106.60
Lower Wabash	0.00	0.00	0.00	0.00	0.00	515.34	0.00	0.00	515.34
Lower East Fork White	33.50	7.00	38.37	5.40	41.10	637.40	0.00	0.00	762.77
Lower White	10.70	0.00	0.00	0.00	58.86	1177.99	16.00	0.00	1263.55
Middle Wabash-Busseron	0.00	0.00	0.00	0.00	3.29	1195.21	109.95	0.00	1308.45
Middle Wabash-Deer	6.60	0.00	24.60	0.00	0.00	57.99	0.00	0.00	89.19
Middle Wabash-Vermillion	4.50	0.00	0.00	6.97	13.20	161.44	220.96	43.90	450.97
Tippecanoe River	93.84	0.00	177.57	0.00	3.41	21.40	73.30	678.11	1047.63
Upper East Fork White	0.00	0.00	100.08	0.00	24.70	74.16	0.00	0.00	198.94
Upper Wabash	20.28	7.00	342.52	1.07	12.23	208.67	61.54	66.85	720.16
Upper White	20.80	0.00	63.75	0.00	269.52	152.31	0.00	61.28	567.66
<b>Reported Completed as of 1/4/2018</b>	<b>190.22</b>	<b>14.00</b>	<b>746.89</b>	<b>13.44</b>	<b>429.41</b>	<b>4,305.41</b>	<b>481.75</b>	<b>850.14</b>	<b>7,031.26</b>
<b>Enrolled as of 1/4/2018</b>	<b>205.82</b>	<b>14.00</b>	<b>881.97</b>	<b>22.73</b>	<b>433.16</b>	<b>5,567.48</b>	<b>885.77</b>	<b>1530.56</b>	<b>9,541.49</b>

**Pre-Expansion Acres**

CREP Watershed	Native Grasses	Permanent Wildlife Habitat	Filter Strip	Hardwood Tree Planting	Riparian Buffer	Bottomland Timber Establishment	Wetland Restoration	Wetland Restoration (non-floodplain)	Total
	CP-2	CP-4D	CP-21	CP-3A	CP-22	CP-31	CP-23	CP-23A	
	Acres	Acres	Acres	Acres	Acres	Acres	Acres	Acres	Acres
Highland-Pigeon	2.50	0.00	215.00	10.80	16.40	109.20	0.00	0.00	353.90
Tippecanoe River	0.00	0.00	2916.80	0.00	7.80	20.40	121.70	924.00	3990.70
Upper White	1.60	0.00	412.70	1.00	116.50	928.30	0.00	16.00	1476.10
<b>Total Acres Prior to Expansion of CREP</b>	<b>4.10</b>	<b>0.00</b>	<b>3,544.50</b>	<b>11.80</b>	<b>140.70</b>	<b>1,057.90</b>	<b>121.70</b>	<b>940.00</b>	<b>5,820.70</b>

	CP-3A	CP-22	CP-31	CP-23	CP-23A	Total Extension Acres
Extension Acres -Tippecanoe			14.80	121.70		136.50
Extension Acres -Upper White		1.00	53.70	413.70	6.00	474.40
<b>Total Extension Acres</b>		<b>1.00</b>	<b>53.70</b>	<b>428.50</b>	<b>121.70</b>	<b>610.90</b>

SSCB Meeting - January 7th, 2018 - CREP Dollars (broken down by watershed)

Post-Expansion Dollars

CREP Watershed	Native Grasses	Permanent Wildlife Habitat	Filter Strip	Hardwood Tree Planting	Riparian Buffer	Bottomland Timber Establishment	Wetland Restoration	Wetland Restoration (non-floodplain)	Practice Total	SWCD Administrative Fees	Total
	CP-2	CP-4D	CP-21	CP-3A	CP-22	CP-31	CP-23	CP-23A			
	Dollars	Dollars	Dollars	Dollars	Dollars	Dollars	Dollars	Dollars	Dollars	Dollars	Dollars
Highland-Pigeon	\$ -	\$ -	\$ -	\$ -	\$ 1,240.00	\$ 41,400.00	\$ -	\$ -	\$ 42,640.00	\$ 4,264.00	\$ 46,904.00
Lower Wabash	\$ -	\$ -	\$ -	\$ -	\$ -	\$ 206,136.00	\$ -	\$ -	\$ 206,136.00	\$ 20,613.60	\$ 226,749.60
Lower East Fork White	\$ 3,350.00	\$ 700.00	\$ 3,837.00	\$ 2,160.00	\$ 16,440.00	\$ 254,960.00	\$ -	\$ -	\$ 281,447.00	\$ 28,144.70	\$ 309,591.70
Lower White	\$ 1,070.00	\$ -	\$ -	\$ -	\$ 23,544.00	\$ 471,196.00	\$ 15,200.00	\$ -	\$ 511,010.00	\$ 51,101.00	\$ 562,111.00
Middle Wabash-Busseron	\$ -	\$ -	\$ -	\$ -	\$ 1,316.00	\$ 478,084.00	\$ 104,452.50	\$ -	\$ 583,852.50	\$ 58,385.25	\$ 642,237.75
Middle Wabash-Deer	\$ 660.00	\$ -	\$ 2,460.00	\$ -	\$ -	\$ 23,196.00	\$ -	\$ -	\$ 26,316.00	\$ 2,631.60	\$ 28,947.60
Middle Wabash-Vermillion	\$ 450.00	\$ -	\$ -	\$ 2,788.00	\$ 5,280.00	\$ 64,576.00	\$ 209,912.00	\$ 41,705.00	\$ 324,711.00	\$ 32,471.10	\$ 357,182.10
Tippecanoe River	\$ 9,384.00	\$ -	\$ 17,757.00	\$ -	\$ 1,364.00	\$ 8,560.00	\$ 69,635.00	\$ 637,852.00	\$ 744,552.00	\$ 74,455.20	\$ 819,007.20
Upper East Fork White	\$ -	\$ -	\$ 10,008.00	\$ -	\$ 9,880.00	\$ 29,664.00	\$ -	\$ -	\$ 49,552.00	\$ 4,955.20	\$ 54,507.20
Upper Wabash	\$ 2,028.00	\$ 700.00	\$ 34,252.00	\$ 428.00	\$ 4,892.00	\$ 83,468.00	\$ 58,463.00	\$ 55,230.00	\$ 239,461.00	\$ 23,946.10	\$ 263,407.10
Upper White	\$ 2,080.00	\$ -	\$ 6,375.00	\$ -	\$ 107,808.00	\$ 60,924.00	\$ -	\$ 58,216.00	\$ 235,403.00	\$ 23,540.30	\$ 258,943.30
Upper White Extensions	\$ -	\$ -	\$ -	\$ -	\$ 1,800.00	\$ -	\$ -	\$ -	\$ 1,800.00	\$ 180.00	\$ 1,980.00
<b>Reported Paid as of 1/4/2018</b>	<b>\$ 19,022.00</b>	<b>\$ 1,400.00</b>	<b>\$ 74,689.00</b>	<b>\$ 5,376.00</b>	<b>\$ 173,564.00</b>	<b>\$ 1,722,164.00</b>	<b>\$ 457,662.50</b>	<b>\$ 793,003.00</b>	<b>\$ 3,246,880.50</b>	<b>\$ 324,688.05</b>	<b>\$ 3,571,568.55</b>

Pre-Expansion Dollars

CREP Watershed	Native Grasses	Permanent Wildlife Habitat	Filter Strip	Hardwood Tree Planting	Riparian Buffer	Bottomland Timber Establishment	Wetland Restoration	Wetland Restoration (non-floodplain)	Practice Total
	CP-2	CP-4D	CP-21	CP-3A	CP-22	CP-31	CP-23	CP-23A	
	Dollars	Dollars	Dollars	Dollars	Dollars	Dollars	Dollars	Dollars	Dollars
Highland-Pigeon	\$ 250.00	\$ -	\$ 21,500.00	\$ 4,316.00	\$ 6,564.00	\$ 43,680.00	\$ -	\$ -	\$ 76,310.00
Tippecanoe River	\$ -	\$ -	\$ 291,680.00	\$ -	\$ 3,120.00	\$ 8,160.00	\$ 48,680.00	\$ 369,600.00	\$ 721,240.00
Tippecanoe River Extensions	\$ -	\$ -	\$ -	\$ -	\$ -	\$ 3,700.00	\$ 30,425.00	\$ -	\$ 34,125.00
Upper White	\$ 160.00	\$ -	\$ 41,270.00	\$ 400.00	\$ 46,600.00	\$ 371,320.00	\$ -	\$ 6,400.00	\$ 466,150.00
Upper White Extensions	\$ -	\$ -	\$ -	\$ 250.00	\$ 11,625.00	\$ 103,425.00	\$ -	\$ 1,500.00	\$ 116,800.00
<b>Total Acres Prior to Expansion of CREP</b>	<b>\$ 410.00</b>	<b>\$ -</b>	<b>\$ 354,450.00</b>	<b>\$ 4,966.00</b>	<b>\$ 67,909.00</b>	<b>\$ 530,285.00</b>	<b>\$ 79,105.00</b>	<b>\$ 377,500.00</b>	<b>\$ 1,414,625.00</b>



## Conservation Reserve Enhancement Program (CREP) Accomplishments in 2017

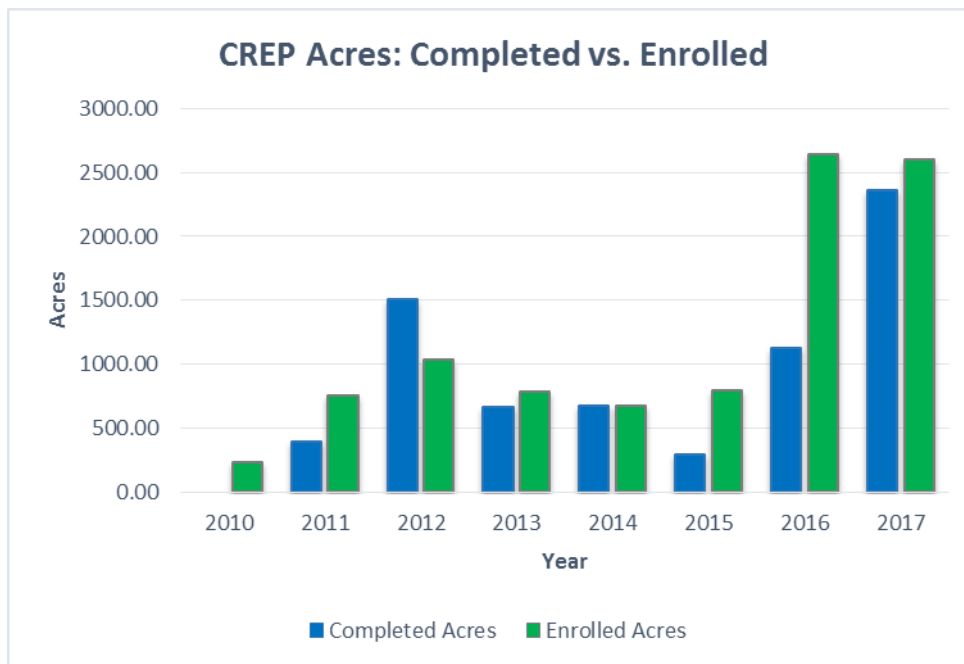
### 2017 COMPLETED AND ENROLLED PRACTICES\*

2017 Practices (in acres)								
	Native Grasses CP2	Filter Strip CP21	Hardwood Tree Planting CP3A	Riparian Buffer CP22	Bottomland Timber Establishment CP31	Wetlands CP23	Wetlands CP23A	Total
<b>Completed</b>	4.34	441.12	6.97	34.02	1,433.49	208.75	228.35	<b>2,357.04</b>
<b>Enrolled</b>	0.0	398.68	1.49	31.57	1,553.99	152.35	465.77	<b>2,603.85</b>

\* Completed practices are those projects where conservation practices have been installed.

\*\* There were no CP4D practices installed in 2017.

### COMPARISON OF COMPLETED ACRES VS. ENROLLED ACRES FROM 2010-2017



### TOTAL BUFFER LENGTHS COMPLETED SINCE THE INCEPTION OF THE PROGRAM

A goal of CREP is to protect a minimum of 3,000 linear miles of watercourses through the installation of conservation buffer practices. In 2016, the total buffer lengths was 600 linear miles, so practices installed in 2017 added 58 miles of watercourses protected.

2005-2010	2010 - current	Total	CREP Goal	Percentage of Goal
2,627,367 feet	848,242 feet	<b>3,475,609 feet</b>		
		<b>658.26 linear miles</b>	<b>3,000 linear miles</b>	<b>21.9%</b>

## ESTIMATED NUTRIENT LOAD REDUCTIONS IN CREP WATERSHEDS

The annual goal to reduce sediment and nutrients from entering rivers and streams in the designated watersheds is 2,450 tons of sediment, 2,400 pounds of phosphorus, and 4,700 pounds of nitrogen.

Year	Sediment (Tons)	Phosphorus (lbs.)	Nitrogen (lbs.)
2017	8,313	10,070	20,011
Overall	32,475	35,254	69,209

\*'Overall' refers to the total sediment and nutrient load reductions since the project's inception according to the Region 5 model calculations.

## WETLAND RESTORATIONS

In 2017, 437.1 acres of wetland restorations were completed, with an enrollment of 618 more acres planned for future installation.

## NUMBER OF TREES PLANTED IN FLOODPLAINS

Through the CP31 Bottomland Timber Establishment practice, trees are planted in floodplain areas to protect waterbodies. Since the expansion in 2010, 3,703 acres of trees have been planted, resulting in the planting of approximately 2,014,867 trees. In 2017, 1,366 acres of new trees have been planted through CP31, resulting in approximately 743,201 trees being established.

## SUMMARY OF STATE FUNDS FOR COMPLETED PRACTICES IN 2017 (PRACTICES AND ADMIN FEES)

State Dollars for Practices Completed in 2017								
	CP2	CP21	CP3A	CP22	CP31	CP23	CP23A	Practices Total
2017	\$ 434.00	\$ 44,112.00	\$ 2,788.00	\$ 13,608.00	\$ 573,396.00	\$ 198,312.50	\$ 211,845.00	\$ 1,044,495.50
							Admin fees	\$ 104,449.55
							Total	\$ 1,148,945.05



**Indiana Association of  
Soil and Water  
Conservation Districts**

Protecting and enhancing Indiana's soil  
and water resources for all Hoosiers



**IASWCD**

225 S. East Street  
Suite 740  
Indianapolis, IN 46202

Phone: 317.692.7325  
Fax: 317.423.0756  
Web: [www.iaswcd.org](http://www.iaswcd.org)

**PRESIDENT:**

Jamie Scott  
Kosciusko County

**VICE PRESIDENT:**

Roger Wenning  
Decatur County

**TREASURER:**

Jeff Baker  
Warrick County

**SECRETARY:**

Kerry Ames  
Putnam County

**EXECUTIVE DIRECTOR:**

Jennifer Boyle Warner  
[Jennifer-boyle@iaswcd.org](mailto:Jennifer-boyle@iaswcd.org)

**To:** State Soil Conservation Board  
**From:** Jamie Scott, President, IASWCD  
**Date:** Sunday, January 7, 2018

**Conservation Cropping Systems Initiative (CCSI)**

- Strategic plan is finalized and CCSI Director provided presentations at most of the fall region meetings and NRCS area meetings
- Updated MOU and bylaws adopted and signed; representatives to Oversight Committee being finalized
- Proposal to NRCS for a Cooperative Agreement for two field positions is still on hold pending continuing resolution funding issues.

**Pathway to Water Quality**

- Sara Peel continues as coordinator for 2018
- Recruiting new volunteers for Committee and subcommittees

**Legislative Issues**

- Short session began January 3.
- Non-budget; no bills specific to SWCDs
- Weekly email alerts will be sent to all staff and supervisors

**Other**

- Fall regions meetings held in 6 of the 8 regions with presentations on CCSI Strategic Plan and contribution agreement opportunities.
- ICP leaders' visits conducted in Knox County in September and Wabash County in December.
- IASWCD assisted three Districts in applying for a NACD grant opportunity. Dubois, Allen, and Washington county SWCDs approved for funding and will be hiring either part or full-time staff to help with EQIP workload in 2018. This funding is for one-year.
- IASWCD entering into a license agreement with the Clear Choices Clean Water program. Up to 15 Districts will have opportunity to obtain a reduced rate sub-license for two- years. However, the cost is still \$2,000 per District (for two years). May be of value for IASWCD and SSCB to have discussion about this opportunity and if CWI funding can assist Districts.

# NRCS State Conservationist Report

## SSCB Report - January 2017

---

### ACTING STATE CONSERVATIONIST

Effective January 4, Jill Reinhart, Assistant State Conservationist (ASTC) for Partnerships, will serve as Indiana's Acting State Conservationist. She will hold this position until May 7th. She is delegating authority for her roles as ASTC-Partnerships as followed:

- Civil Rights Committee, Equal Opportunity Liaison Officer: Jerry Roach ASTC Programs
- Conservation Innovation Grants: Jerry Roach, ASTC Programs
- Initiatives, including Regional Conservation Partnership Program, Mississippi River Basin Initiative, National Water Quality Initiative, Great Lakes Restoration Initiative & Western Lake Erie Basin Initiative: Jerry Roach, ASTC Programs
- Indiana Conservation Partnership Leaders Coordination: Becky Fletcher, State Public Affairs Officer
- Indiana Conservation Partnership Training Certification Workgroup: Stephen Ball, Cultural Resources Specialist
- Program Manager Responsibilities on Contribution Agreements and Memorandums of Understanding: Susan Meadows, CTA Program Specialist
- Water quality advisory role for partners and projects: Tony Bailey, Conservation Agronomist

### FARM BILL

**Agricultural Conservation Easement Program (ACEP) – Wetland Reserve Enhancements (WRE):** The easement offer values (Geographic Area Rate Caps, GARC) are out for FY2018 and are the same as 2017. Interested landowners should call their local district conservationist and provide the property deed and idea of offered acreage. Now is the time to submit so that titles can be verified. The application deadline is January 12, 2018.

#### **Conservation Reserve Program (CRP)**

##### Conservation Reserve Program – New Enrollments

Until further notice, FSA is not able to accept any CRP offers submitted after October 1, 2017, except for Conservation Reserve Enhancement Program (CREP) offers.

##### Conservation Reserve Program – New Soil Rental Rates

CRP soil rental rates are reviewed and updated regularly. This past summer, the FSA national headquarters calculated soil rental rates for each county in the nation for FY18 by multiplying:

- County-average dryland rental rates (from the USDA National Agriculture Statistics Service – NASS – 2016 data)
- By a set of soil-specific productivity factors for the county (based on the NRCS National Commodity Crop Productivity Index – NCCPI)

These values were then subjected to a floor of 80% and a ceiling of 120% of the previous (FY17) CRP soil rental rates to come up with the new FY18 rates (effective October 1, 2017). FSA County Committees evaluated these new rates and if adequate justification were available to adjust them further, they submitted that justification to FSA. Information about this process is in national FSA Notice CRP 836 = [https://www.fsa.usda.gov/Internet/FSA\\_Notice/crp\\_836.pdf](https://www.fsa.usda.gov/Internet/FSA_Notice/crp_836.pdf).

PLEASE NOTE: the current CRP planning work for offers submitted between May 4, 2017 and September 30, 2017 are still subject to the FY17 rates. The new FY18 rates will only apply to offers submitted October 1,



2017 and later (until further notice, this only includes new CREP offers submitted on or after October 1, 2017).

FY18 soil rental rates are posted on the local bulletin board in the local FSA office.

### **FALL TRANSECT**

The Indiana Conservation Partnership is gearing up for the fall/winter transect. The data collected from this effort is critical to being able to document that Indiana farmers planted over 1 million acres of true cover crops for the past two years in a row – no other state has data to make these claims! It also gives the local partnership the opportunity to see all the great conservation, and areas of need, in the county and to collaborate on the upcoming year's needs.

All local support is critical to making the data collection a success. Due to workload and deadlines, NRCS district conservationists are encouraged to participate but are not assuming the role of local coordinator for the transect. NRCS vehicles and other equipment will still be made available even if the district conservationist cannot participate. The NRCS State Office Technology staff are available to assist in any county as needed – district conservationists should coordinate State Office assistance through their area conservationist.

### **PSS TRAINING**

There will be a PSS Training Roundtable at the IASWCD Annual Conference, January 8<sup>th</sup> at 3 pm. Topics to be included are clarified deliverables for the PSS-CRP Contribution Agreement, review of the new Contract Management Checklist, and training on assistance notes. Whitney McGrew, Coordinator is hosting the session and NRCS technical staff will be on hand to cover the assistance notes and the new checklist. SWCD supervisors and DCs are welcome to attend.

Additional training will be at each of the February area meetings for all involved to hear of these updates. A follow up PSS breakout session with the NRCS Programs staff will be held in the afternoon.

### **NCPP + YOU BRIEFING**

The National Conservation Planning Partnership (NCPP) has been working hard to develop solutions for conservation planning staff and partners that will ensure we are able to meet the future needs of our customers. On Thursday, January 4<sup>th</sup> from 1PM-2PM (EST), NCPP will provide field staff a detailed update on the following:

- NCPP's Vision and Objective
- Roles and Responsibility
- Tools and Innovation
- Employee Engagement and Needs
- Future Direction

Conservation partnership staff can listen to the webinar

here: [https://prod.nrcs.usda.gov/wps/PA\\_NRCSConsumption/download?cid=NRCSSEPRD1372023&ext=ics](https://prod.nrcs.usda.gov/wps/PA_NRCSConsumption/download?cid=NRCSSEPRD1372023&ext=ics)

### **INDIANA AG NUTRIENT ALLIANCE (IANA)**

Indiana agricultural, commodity and conservation organizations, academia, and local, state and federal agencies have teamed up to form the Indiana Agriculture Nutrient Alliance (IANA). The goal of the alliance is to improve soil health and nutrient management efforts. The IANA was created through an agreement between NRCS and Indiana Farm Bureau with financial contributions coming from partner organizations.

- IANA will be a standalone non-profit entity, and will bring an executive director on board to coordinate activities and leverage resources.



- IANA will promote programs and initiatives to farmers and their advisors to ensure the adoption and implementation of practices that optimize nutrient use efficiency and enhance soil health.
- The organization will:
  - support nutrient research,
  - foster collaboration among ag and conservation organizations,
  - provide information on sound nutrient management and soil health practice, and
  - allow the partner organizations to leverage their programs, funding and research.







## General Report November 2017

### Highlights

- Soil Health Interim results webinar. Reports published to website.
- Hoosier Chapter SWCS Fall Meeting – Pollinators and Beneficial Insects
  - Suggested and secured speakers
  - Overwhelmingly successful event

### G1. Farmer Engagement and Involvement

#### 1. Innovative and Visionary Farmers

- Suggested list of Technical Advisory Committee members reviewed and revised by Oversight Committee

#### 2. Conservative and Pragmatic Farmers

#### 3. Farmer Influencers

- Meeting with Purdue Extension, Ag-econ to review conservation/soil health lease needs (A)

#### Upcoming / Work in Progress

- Dec 7-8 – Buffet-SARE National Conference on Cover Crops, Indianapolis

### G2. Local Level Partnership Support

#### 1. Facilitate and Support Local Level Partnership's efforts to deliver soil health messaging

- Outreach to IDEA leadership to present at district meetings (PM)
- 11/15 – SSW SWCD Region Meeting – CCSI strategic plan rollout (D)
- 11/17 Johnson SWCD staff and partners meeting (SWCD and NRCS) to discuss CCSI services and material; current and future SWCD projects; Details of Morgan-Johnson-Brown soil health field day.
- 11/17 – Brown SWCD staff and partners meeting (SWCD and Extension) to discuss CCSI; details of upcoming Morgan-Johnson-Brown soil health field day
- Local Workshops
  - i. Additional speakers for 1/31 Morgan-Johnson-Brown workshop secured
  - ii. Dave Brandt secured for 1/30 Putnam SWCD Roundtable
  - iii. Mike Werling secured for Wabash SWCD Annual Meeting

#### 2. Consistent Soil Health Messaging

- 2018 Training brochure completed, published to website
- 11/3 – NRCS National Soil Health Communications Team meeting (D, CM)
- 11/30 – Kladvko and Ken Rulon - Cover crop and economics presentation at ag lenders conference

#### 3. Professional Development Opportunities

- 11/16 – Hoosier Chapter SWCS Fall Meeting
  - i. secured speakers, travel logistics
  - ii. Part of SARE-CCSI Soil Health training

- iii. 150 attending
- 11/17 – Graduate presentations course guest speaker (A)

#### **4. Messaging to/from Local Level Partnerships**

- 11/7, 14, 21, 29 – CCSI Regional Teleconferences
  - i. Ideas for expanding teleconference participation
  - ii. Discussed regional/area events
- 11/14 – Ceres/Land-o-Lakes SUSTAIN rollout meeting (A, D)

#### **Upcoming / Work in Progress**

- Jan-Feb 2018 - Decatur SWCD new employee meeting
- 2018 Tri-County Soil Health Field Day Assistance - Starke, Marshall, St. Joe Counties
- March 2018 Benton Co & Partners spring soil health field day – providing assistance with marketing and organizational logistics
- Nov 2018 Perry-Spencer soil health field day – working on speakers, assistance with logistics

### **G3. General CCSI Outreach / Communication**

#### **1. Marketing Campaign / Strategies**

- AGRY 560 Soil Physics enrichment trip – discussed urban/age water treatment, drainage, tillage (A)

#### **2. Soil Health Messaging**

- Interim CCSI Farmer Reports webpage published.

### **G4. Research**

#### **1. Current Obligations**

#### **2. Action Plan**

- 11/8 Interim Soil Health results webinar (Kladivko, Zuber)

#### **3. Vetting System**

- 11/10 – Meeting with vole researchers to discuss needs

### **G5. Funding**

#### **1. Budget Development**

- CTA agreement
  - Suggested adjustments for remaining funds identified, approved by oversight committee

#### **2. Capital Structure Plan**

#### **3. Funding Model**

- Potential grants list developed

### **General Organization**

- 11/21 Executive Committee Meeting
- 11/29 Oversight Committee Meeting



# General Report December 2017

## Highlights

- Strategic Plan Rollout
  - CCSI strategic plan rolled out at 7 different meetings across state
  - Adoption, funding tools well received
- SWCS-Buffett Conference
  - Approximately 500 attendees at conference
  - Opportunities for partnerships, potential funding mechanisms identified, explored
- CCA Conference
  - 150 flash drives filled with cover crop tools and resources distributed to assist CCAs as they work with their clients.

## G1. Farmer Engagement and Involvement

### 1. Innovative and Visionary Farmers

- Soil Health Forum ready for soft launch

### 2. Conservative and Pragmatic Farmers

### 3. Farmer Influencers

- First draft content for conservation lease w/ Purdue Extension, Ag Econ (A)

### Upcoming / Work in Progress

- Agribusiness Council of Indiana January Meeting

## G2. Local Level Partnership Support

### 1. Facilitate and Support Local Level Partnership's efforts to deliver soil health messaging

- 12/5 – NE NRCS Area Meeting – strategic plan rollout (D)
- 12/5 – NNW SWCD Region Meeting – strategic plan rollout (D)
- 12/6 – NW NRCS Area Meeting – strategic plan rollout (D)
- 12/11 – NSE SWCD Region Meeting – strategic plan rollout (D)
- 12/12 – SSE SWCD Region Meeting – strategic plan rollout (JBW)
- 12/14 – NSW SWCD Region Meeting – strategic plan rollout (LZ)
- 12/20 - SW NRCS Area Meeting – strategic plan rollout (D)
- Local Workshops
  - i. 12/6 – Tri-County Cover Crop Field Day (Rush-Shelby-Decatur)
    - 1. Secured speakers
    - 2. Agronomist presentation
    - 3. 55 attendees
  - ii. 12/14 – INFA NW Regional Meeting (Fair Oaks) - D, PM, A part of breakout sessions
  - iii. 12/15 – INFA NE Regional Meeting (Avilla) - D, PM, A part of breakout sessions

### 2. Consistent Soil Health Messaging

- 12/4 – SARE PDP meeting – information on progress of soil health training (A)

- 12/7-8 – SWCS-Buffett National Conference on Soil Health and Cover Crops
  - i. On planning committee (D, Kladviko)
  - ii. Organized tours
  - iii. Moderator (D)
- 12/13 – Indiana CCA Conference
  - i. Presentation on Cover Crop Tools and Resources
  - ii. Distributed 150 SARE Flash drive of resources (Part of SARE PDP)

**3. Professional Development Opportunities**

**4. Messaging to/from Local Level Partnerships**

- 12/11 – White River Co-op SMART Day
  - i. CCSI Booth (A)

**Upcoming / Work in Progress**

- Request by Agribusiness Council of Indiana to present at January meeting
- Jan-Feb 2108 expanded pilot of Ag Retailer outreach with Indiana Ag Nutrient Alliance

**G3. General CCSI Outreach / Communication**

1. Marketing Campaign / Strategies
2. Soil Health Messaging

**G4. Research**

1. Current Obligations
2. Action Plan
3. Vetting System

**G5. Funding**

1. Budget Development
2. Capital Structure Plan
3. Funding Model

**General Organization**