



COUNTY ELECTION REPORT

State Form 47923 (R3/11-05)
Indiana Election Commission (IC 3-6-5-17; IC 3-6-5-17.5)

001 (CEB-9)

INSTRUCTIONS: Each county election board shall submit a report to the Indiana Election Division after each primary, general, and special election. The report must be mailed or hand delivered to the Indiana Election Division, Indiana Government Center South, 302 West Washington Street, Room E-204, Indianapolis, IN 46204-2743 not later than 14 days after each election.

COUNTY ELECTION REPORT

FOR THE Primary ELECTION CONDUCTED ON May 2nd, 2006

REGISTRATION AND TURNOUT

- 1. Number of registered voters in county at close of registration for this election: 107,231
2. If the election was held only in part of the county, the number of registered voters in that part of the county at close of registration for this election: 107,231
3. Number of voters voting in person at the polls: 11,678
4. Number of all voters voting absentee: 2,308
5. Total number of voters who voted in this election (should equal #3 + #4): 13,986

#6 - #8 are for General Elections Only - Otherwise, put NA

- 6. The combined total number of absentee ballots sent by county to military and overseas voters: N/A
7. Total number of ballots in #6 returned by these voters (Include any Federal Write-in Absentee Ballots returned when voter did not return an official county ballot. Please note the number of these write-in ballots (FWABs) separately, as in "120 + 3 FWABs."): N/A
8. Total number of ballots in #7 counted: N/A

RECEIVED
2006 MAY 15 PM 12:11
INDIANA ELECTIONS DIVISION

ELECTION BUDGET AND EQUIPMENT

- 9. BUDGETED cost for this election. Estimate if necessary: 72,000
10. What types of voting systems did the county use in this election? (check each one that applies)
[ ] hand-counted paper ballot [x] direct recording electronic voting unit [x] optical scan ballot


11. Name of the vendor of each voting system the county used in this election: MicroVote


ENCLOSURES (Please attach sheets or printouts with the following information)

- 12. Describe any malfunction or other problem with your voting system during the election.
(Attach an extra page if necessary): NONE
13. Canvasser sheets (official election results by precinct).
[ ] (check box if applicable) County has provided an electronic version of the canvasser sheets to the Election Division.
14. Number of registered voters for each precinct in the county.
15. Names and mailing addresses for your county election board members and any board of voter registration officers.
16. Any sheets provided by the Election Division containing requests for additional information (including training and education survey).
17. The total number of provisional ballots cast by voters in the county in this election: 15
18. Total number of provisional ballots not counted by county election board: 12
19. Total number of provisional ballots counted by county election board: 3


County: Monroe Signature: Jim Zieder Title: Clerk Monroe Circuit Court

*We, the undersigned Members of the Monroe County Election Board do hereby certify that the foregoing attached Report for the 2006 Primary Election is a true and accurate report of the total votes cast at the Primary Election held on the 2<sup>nd</sup> day of May, 2006.*

  
Guy Loftman, Chair

  
Jack Schmit, Member

ATTEST:

  
Jim Fielder, Secretary and  
Monroe County Clerk

Dated at Bloomington, Indiana, this 3<sup>rd</sup> day of May, 2006 at 1:20 A.M.

RECEIVED  
2006 MAY 15 PM 12:11  
INDIANA ELECTIONS DIVISION

VOTES FOR REPUBLICAN PARTY

|                         |    |                         |   |
|-------------------------|----|-------------------------|---|
| # OF ELECTRONIC VOTES : | 32 | # OF ABSENTEE BALLOTS : | 9 |
|                         |    | # OF PAPER BALLOTS :    | 0 |

TOTAL VOTES = 41

TURNOUT = 2.87% OF 1430 REGISTERED

|          |                       |        |       |         |
|----------|-----------------------|--------|-------|---------|
| OFFICE   | ----- V O T E S ----- |        |       |         |
| RESPONSE | MACHINE               | ABSENT | PAPER | TOTAL % |

FEDERAL & STATE OFFICES

|  |            |   |   |         |
|--|------------|---|---|---------|
| UNITED STATES SENATOR                      | VOTES = 10 |   |   |         |
| * RICHARD G. LUGAR                         | 5          | 5 | 0 | 10 100% |
| UNITED STATES REPRESENTATIVE<br>DISTRICT 9 | VOTES = 8  |   |   |         |
| SAM SCHULTZ                                | 2          | 0 | 0 | 2 25%   |
| * MIKE SODREL                              | 2          | 4 | 0 | 6 75%   |

LEGISLATIVE OFFICES

|                                     |           |   |   |        |
|-------------------------------------|-----------|---|---|--------|
| STATE REPRESENTATIVE<br>DISTRICT 61 | VOTES = 7 |   |   |        |
| * ADRIANNE DUNLAP                   | 3         | 4 | 0 | 7 100% |

CIRCUIT OFFICES & COUNTY JUDICIAL OFFICES

|  |           |   |   |        |
|--|-----------|---|---|--------|
| JUDGE OF THE 10TH JUDICIAL CIRCUIT COURT<br>SEAT 2 | VOTES = 8 |   |   |        |
| * MARC R. KELLAMS                                  | 4         | 4 | 0 | 8 100% |

|  |            |   |   |       |
|--|------------|---|---|-------|
| JUDGE OF THE 10TH JUDICIAL CIRCUIT COURT<br>SEAT 3 | VOTES = 11 |   |   |       |
| * FRANCES (FRANCIE) HILL                           | 4          | 3 | 0 | 7 64% |
| HERB KILMER  | 1          | 2 | 0 | 3 27% |
| BRET RAPER   | 1          | 0 | 0 | 1 9%  |

|  |           |   |   |        |
|--|-----------|---|---|--------|
| JUDGE OF THE 10TH JUDICIAL CIRCUIT COURT<br>SEAT 8 | VOTES = 9 |   |   |        |
| * JEFFREY A. CHALFANT                              | 5         | 4 | 0 | 9 100% |

|                                      |           |   |   |        |
|--------------------------------------|-----------|---|---|--------|
| PROSECUTING ATTORNEY<br>10TH CIRCUIT | VOTES = 7 |   |   |        |
| * CARL A. SALZMANN                   | 3         | 4 | 0 | 7 100% |

RECEIVED  
 2006 MAY 15 PM 12:12  
 INDIANA ELECTIONS DIVISION

05-12-2006

2006 COUNTY PRIMARY ELECTION

TIME : 14:55:38

REPORT FOR PRECINCT 1 - BLOOMINGTON 1

PAGE : 2

*Monroe City*

VOTES FOR REPUBLICAN PARTY

# OF ELECTRONIC VOTES : 32

# OF ABSENTEE BALLOTS : 9

# OF PAPER BALLOTS : 0

TOTAL VOTES = 41

TURNOUT = 2.87% OF 1430 REGISTERED

|          |                   |        |       |         |
|----------|-------------------|--------|-------|---------|
| OFFICE   | ----- VOTES ----- |        |       |         |
| RESPONSE | MACHINE           | ABSENT | PAPER | TOTAL % |

CLERK OF THE CIRCUIT COURT

VOTES = 8

\* JIM FIELDER

5 3 0 8 100%

COUNTY OFFICES

COUNTY RECORDER

VOTES = 8

\* PAT HALEY

4 4 0 8 100%

COUNTY SHERIFF

VOTES = 7

\* LARRY BIZZARI

2 2 0 4 57%

WILLIAM L. (BILL) BRAND, JR.

1 0 0 1 14%

BRIAN R. MOBLEY

0 0 0 0 0%

BRAD SWAIN

0 2 0 2 29%

COUNTY ASSESSOR

VOTES = 0

\* NO CANDIDATE

0 0 0 0 0%

COUNTY COMMISSIONER  
DISTRICT 1

VOTES = 5

\* JEFF ELLINGTON

2 3 0 5 100%

COUNTY COUNCIL  
DISTRICT 4

VOTES = 0

\* NO CANDIDATE

0 0 0 0 0%

TOWNSHIP OFFICES

BLOOMINGTON TOWNSHIP ASSESSOR

VOTES = 0

\* NO CANDIDATE

0 0 0 0 0%

BLOOMINGTON TOWNSHIP TRUSTEE

VOTES = 7

\* ANTHONY S. BRUNER

3 1 0 4 57%

DEXTER LUCK

1 2 0 3 43%

05-12-2006

2006 COUNTY PRIMARY ELECTION

TIME : 14:55:38

REPORT FOR PRECINCT 1 - BLOOMINGTON 1

PAGE : 3

VOTES FOR REPUBLICAN PARTY

# OF ELECTRONIC VOTES : 32

# OF ABSENTEE BALLOTS : 9

# OF PAPER BALLOTS : 0

TOTAL VOTES = 41

TURNOUT = 2.87% OF 1430 REGISTERED

OFFICE

RESPONSE

----- V O T E S -----

MACHINE ABSENT PAPER TOTAL %

BLOOMINGTON TOWNSHIP BOARD

VOTES = 10

|                  |   |   |   |   |     |
|------------------|---|---|---|---|-----|
| * ROBERT NAYLOR  | 4 | 3 | 0 | 7 | 70% |
| * SCOTT C. TIBBS | 1 | 2 | 0 | 3 | 30% |
| * NO CANDIDATE   | 0 | 0 | 0 | 0 | 0%  |

PARTY OFFICES

PRECINCT COMMITTEEMAN

BLOOMINGTON 1

VOTES = 6

|                    |   |   |   |   |      |
|--------------------|---|---|---|---|------|
| * MARJORIE GOUWENS | 3 | 3 | 0 | 6 | 100% |
|--------------------|---|---|---|---|------|

STATE CONVENTION DELEGATE

DISTRICT 2

VOTES = 23

|                    |   |   |   |   |     |
|--------------------|---|---|---|---|-----|
| * BARBARA M. CLARK | 3 | 3 | 0 | 6 | 26% |
| * SUSAN ELKINS     | 3 | 3 | 0 | 6 | 26% |
| RICHARD A. HICKMAN | 1 | 2 | 0 | 3 | 13% |
| * DAVID SHUEE      | 2 | 2 | 0 | 4 | 17% |
| * SCOTT C. TIBBS   | 1 | 3 | 0 | 4 | 17% |
| NO CANDIDATE       | 0 | 0 | 0 | 0 | 0%  |
| NO CANDIDATE       | 0 | 0 | 0 | 0 | 0%  |
| NO CANDIDATE       | 0 | 0 | 0 | 0 | 0%  |
| NO CANDIDATE       | 0 | 0 | 0 | 0 | 0%  |
| NO CANDIDATE       | 0 | 0 | 0 | 0 | 0%  |

VOTES FOR DEMOCRATIC PARTY

# OF ELECTRONIC VOTES : 32 # OF ABSENTEE BALLOTS : 9  
 # OF PAPER BALLOTS : 0

TOTAL VOTES = 41  
 TURNOUT = 2.87% OF 1430 REGISTERED

OFFICE RESPONSE ----- V O T E S -----  
 MACHINE ABSENT PAPER TOTAL %

FEDERAL & STATE OFFICES

UNITED STATES SENATOR VOTES = 0  
 \* NO CANDIDATE 0 0 0 0 0%

UNITED STATES REPRESENTATIVE VOTES = 29  
 DISTRICT 9  
 \* GRETCHEN CLEARWATER 17 4 0 21 72%  
 BARON P. HILL 8 0 0 8 28%  
 JOHN (COSMO) HOCKERSMITH 0 0 0 0 0%  
 LENDALL B. TERRY 0 0 0 0 0%

LEGISLATIVE OFFICES

STATE REPRESENTATIVE VOTES = 24  
 DISTRICT 61  
 \* MATT PIERCE 20 4 0 24 100%

CIRCUIT OFFICES & COUNTY JUDICIAL OFFICES

JUDGE OF THE 10TH JUDICIAL CIRCUIT COURT VOTES = 0  
 SEAT 2  
 \* NO CANDIDATE 0 0 0 0 0%

JUDGE OF THE 10TH JUDICIAL CIRCUIT COURT VOTES = 27  
 SEAT 3  
 \* VALERI HAUGHTON 13 1 0 14 52%  
 ALPHONSO (AL) MANNS 3 2 0 5 19%  
 ROBERT T. MILLER 8 0 0 8 30%

JUDGE OF THE 10TH JUDICIAL CIRCUIT COURT VOTES = 21  
 SEAT 8  
 \* TERESA HARPER 19 2 0 21 100%

PROSECUTING ATTORNEY VOTES = 25  
 10TH CIRCUIT  
 \* CHRIS GAAL 21 4 0 25 100%

VOTES FOR DEMOCRATIC PARTY

# OF ELECTRONIC VOTES : 32

# OF ABSENTEE BALLOTS : 9

# OF PAPER BALLOTS : 0

TOTAL VOTES = 41

TURNOUT = 2.87% OF 1430 REGISTERED

OFFICE RESPONSE

----- V O T E S -----  
MACHINE ABSENT PAPER TOTAL %

CLERK OF THE CIRCUIT COURT

VOTES = 0

\* NO CANDIDATE

0 0 0 0 0%

COUNTY OFFICES

COUNTY RECORDER

VOTES = 20

\* SAM ALLISON

17 3 0 20 100%

COUNTY SHERIFF

VOTES = 25

WILLIAM H. BROWN

1 0 0 1 4%

JAMES L. (JIM) KENNEDY

6 0 0 6 24%

\* LARRY SMITH

14 4 0 18 72%

COUNTY ASSESSOR

VOTES = 20

\* JUDITH A. SHARP

17 3 0 20 100%

COUNTY COMMISSIONER DISTRICT 1

VOTES = 16

\* PATRICK STOFFERS  
JAYSON A. TATLOCK

11 1 0 12 75%  
2 2 0 4 25%

COUNTY COUNCIL DISTRICT 4

VOTES = 27

\* BILL HAYDEN  
\* JILL LESH

10 3 0 13 48%  
14 0 0 14 52%

TOWNSHIP OFFICES

BLOOMINGTON TOWNSHIP ASSESSOR

VOTES = 19

\* JAMES K. BRINEGAR  
THOMAS TEAGUE

10 1 0 11 58%  
7 1 0 8 42%

BLOOMINGTON TOWNSHIP TRUSTEE

VOTES = 24

\* NANCY L. BRINEGAR

21 3 0 24 100%

05-12-2006

2006 COUNTY PRIMARY ELECTION

TIME : 14:55:38

REPORT FOR PRECINCT 1 - BLOOMINGTON 1

PAGE : 6

VOTES FOR DEMOCRATIC PARTY

# OF ELECTRONIC VOTES : 32

# OF ABSENTEE BALLOTS : 9

# OF PAPER BALLOTS : 0

TOTAL VOTES = 41

TURNOUT = 2.87% OF 1430 REGISTERED

OFFICE

RESPONSE

----- V O T E S -----  
MACHINE ABSENT PAPER TOTAL %

BLOOMINGTON TOWNSHIP BOARD

VOTES = 56

|                     |    |   |   |    |     |
|---------------------|----|---|---|----|-----|
| DAWN ALLEN          | 13 | 3 | 0 | 16 | 29% |
| BARBARA E. MCKINNEY | 16 | 3 | 0 | 19 | 34% |
| * BILL STURBAUM     | 18 | 3 | 0 | 21 | 38% |

PARTY OFFICES

PRECINCT COMMITTEEMAN  
BLOOMINGTON 1

VOTES = 19

|                      |    |   |   |    |      |
|----------------------|----|---|---|----|------|
| * CATHERINE STAFFORD | 16 | 3 | 0 | 19 | 100% |
|----------------------|----|---|---|----|------|

STATE CONVENTION DELEGATE  
DISTRICT 2

VOTES = 92

|                     |    |   |   |    |     |
|---------------------|----|---|---|----|-----|
| SCOTT ALBER         | 16 | 3 | 0 | 19 | 21% |
| JERRY R. BURTON     | 15 | 2 | 0 | 17 | 18% |
| CHAIM JULIAN        | 16 | 3 | 0 | 19 | 21% |
| * LOIS SABO-SKELTON | 17 | 3 | 0 | 20 | 22% |
| TROY THOMAS         | 14 | 3 | 0 | 17 | 18% |
| NO CANDIDATE        | 0  | 0 | 0 | 0  | 0%  |
| NO CANDIDATE        | 0  | 0 | 0 | 0  | 0%  |
| NO CANDIDATE        | 0  | 0 | 0 | 0  | 0%  |
| NO CANDIDATE        | 0  | 0 | 0 | 0  | 0%  |
| NO CANDIDATE        | 0  | 0 | 0 | 0  | 0%  |
| NO CANDIDATE        | 0  | 0 | 0 | 0  | 0%  |
| NO CANDIDATE        | 0  | 0 | 0 | 0  | 0%  |
| NO CANDIDATE        | 0  | 0 | 0 | 0  | 0%  |
| NO CANDIDATE        | 0  | 0 | 0 | 0  | 0%  |
| NO CANDIDATE        | 0  | 0 | 0 | 0  | 0%  |
| NO CANDIDATE        | 0  | 0 | 0 | 0  | 0%  |
| NO CANDIDATE        | 0  | 0 | 0 | 0  | 0%  |

END OF REPORT



05-12-2006

2006 COUNTY PRIMARY ELECTION

TIME : 14:55:38

REPORT FOR PRECINCT 2 - BLOOMINGTON 2

PAGE : 1

VOTES FOR REPUBLICAN PARTY

# OF ELECTRONIC VOTES : 165

# OF ABSENTEE BALLOTS : 21

# OF PAPER BALLOTS : 1

TOTAL VOTES = 187

TURNOUT = 13.61% OF 1374 REGISTERED

OFFICE  
RESPONSE

----- V O T E S -----  
MACHINE ABSENT PAPER TOTAL %

FEDERAL & STATE OFFICES

UNITED STATES SENATOR

VOTES = 12

\* RICHARD G. LUGAR

8 4 0 12 100%

UNITED STATES REPRESENTATIVE  
DISTRICT 9

VOTES = 10

SAM SCHULTZ

4 0 0 4 40%

\* MIKE SODREL

4 2 0 6 60%

LEGISLATIVE OFFICES

STATE REPRESENTATIVE  
DISTRICT 61

VOTES = 10

\* ADRIANNE DUNLAP

6 4 0 10 100%

CIRCUIT OFFICES & COUNTY JUDICIAL OFFICES

JUDGE OF THE 10TH JUDICIAL CIRCUIT COURT  
SEAT 2

VOTES = 13

\* MARC R. KELLAMS

9 4 0 13 100%

JUDGE OF THE 10TH JUDICIAL CIRCUIT COURT  
SEAT 3

VOTES = 12

FRANCES (FRANCIE) HILL

1 1 0 2 17%

HERB KILMER

2 0 0 2 17%

\* BRET RAPER

6 2 0 8 67%

JUDGE OF THE 10TH JUDICIAL CIRCUIT COURT  
SEAT 8

VOTES = 7

\* JEFFREY A. CHALFANT

4 3 0 7 100%

PROSECUTING ATTORNEY  
10TH CIRCUIT

VOTES = 10

\* CARL A. SALZMANN

7 3 0 10 100%

VOTES FOR REPUBLICAN PARTY

# OF ELECTRONIC VOTES : 165 # OF ABSENTEE BALLOTS : 21 # OF PAPER BALLOTS : 1

TOTAL VOTES = 187

TURNOUT = 13.61% OF 1374 REGISTERED

OFFICE RESPONSE - - - - - V O T E S - - - - - MACHINE ABSENT PAPER TOTAL %

CLERK OF THE CIRCUIT COURT VOTES = 11

\* JIM FIELDER 8 3 0 11 100%

COUNTY OFFICES

COUNTY RECORDER VOTES = 10

\* PAT HALEY 7 3 0 10 100%

COUNTY SHERIFF VOTES = 12

LARRY BIZZARI 1 2 0 3 25%

WILLIAM L. (BILL) BRAND, JR. 0 0 0 0 0%

BRIAN R. MOBLEY 0 2 0 2 17%

\* BRAD SWAIN 7 0 0 7 58%

COUNTY ASSESSOR VOTES = 0

\* NO CANDIDATE 0 0 0 0 0%

COUNTY COMMISSIONER DISTRICT 1 VOTES = 9

\* JEFF ELLINGTON 6 3 0 9 100%

COUNTY COUNCIL DISTRICT 4 VOTES = 0

\* NO CANDIDATE 0 0 0 0 0%

TOWNSHIP OFFICES

BLOOMINGTON TOWNSHIP ASSESSOR VOTES = 0

\* NO CANDIDATE 0 0 0 0 0%

BLOOMINGTON TOWNSHIP TRUSTEE VOTES = 10

ANTHONY S. BRUNER 3 1 0 4 40%

\* DEXTER LUCK 3 3 0 6 60%





05-12-2006

2006 COUNTY PRIMARY ELECTION

TIME : 14:55:38

REPORT FOR PRECINCT 2 - BLOOMINGTON 2

PAGE : 5

# OF ELECTRONIC VOTES : 165

VOTES FOR DEMOCRATIC PARTY

# OF ABSENTEE BALLOTS : 21

# OF PAPER BALLOTS : 1

TOTAL VOTES = 187

TURNOUT = 13.61% OF 1374 REGISTERED

OFFICE  
RESPONSE

----- V O T E S -----  
MACHINE ABSENT PAPER TOTAL %

CLERK OF THE CIRCUIT COURT

VOTES = 0

\* NO CANDIDATE

0 0 0 0 0%

COUNTY OFFICES

COUNTY RECORDER

VOTES = 103

\* SAM ALLISON

92 10 1 103 100%

COUNTY SHERIFF

VOTES = 163

WILLIAM H. BROWN

19 0 0 19 12%

\* JAMES L. (JIM) KENNEDY

67 5 0 72 44%

\* LARRY SMITH

61 10 1 72 44%

THIS OFFICE HAS A TIE!!!

COUNTY ASSESSOR

VOTES = 117

\* JUDITH A. SHARP

105 11 1 117 100%

COUNTY COMMISSIONER

DISTRICT 1

VOTES = 99

\* PATRICK STOFFERS

59 9 0 68 69%

JAYSON A. TATLOCK

25 5 1 31 31%

COUNTY COUNCIL

DISTRICT 4

VOTES = 155

BILL HAYDEN

62 12 0 74 48%

\* JILL LESH

77 3 1 81 52%

TOWNSHIP OFFICES

BLOOMINGTON TOWNSHIP ASSESSOR

VOTES = 118

\* JAMES K. BRINEGAR

72 9 0 81 69%

THOMAS TEAGUE

32 4 1 37 31%

05-12-2006

2006 COUNTY PRIMARY ELECTION

TIME : 14:55:38

REPORT FOR PRECINCT 2 - BLOOMINGTON 2

PAGE : 6

VOTES FOR DEMOCRATIC PARTY

# OF ELECTRONIC VOTES : 165

# OF ABSENTEE BALLOTS : 21

# OF PAPER BALLOTS : 1

TOTAL VOTES = 187

TURNOUT = 13.61% OF 1374 REGISTERED

OFFICE  
RESPONSE

----- V O T E S -----  
MACHINE ABSENT PAPER TOTAL %

BLOOMINGTON TOWNSHIP TRUSTEE

VOTES = 121

\* NANCY L. BRINEGAR

109 11 1 121 100%

BLOOMINGTON TOWNSHIP BOARD

VOTES = 286

DAWN ALLEN

65 9 1 75 26%

BARBARA E. MCKINNEY

91 8 1 100 35%

\* BILL STURBAUM

101 9 1 111 39%

PARTY OFFICES

PRECINCT COMMITTEEMAN  
BLOOMINGTON 2

VOTES = 0

\* NO CANDIDATE

0 0 0 0 0%

STATE CONVENTION DELEGATE  
DISTRICT 2

VOTES = 419

SCOTT ALBER

68 8 1 77 18%

JERRY R. BURTON

75 6 1 82 20%

CHAIM JULIAN

75 7 1 83 20%

\* LOIS SABO-SKELTON

88 6 1 95 23%

TROY THOMAS

73 8 1 82 20%

NO CANDIDATE

0 0 0 0 0%

NO CANDIDATE

0 0 0 0 0%

NO CANDIDATE

0 0 0 0 0%

NO CANDIDATE

0 0 0 0 0%

NO CANDIDATE

0 0 0 0 0%

NO CANDIDATE

0 0 0 0 0%

NO CANDIDATE

0 0 0 0 0%

NO CANDIDATE

0 0 0 0 0%

NO CANDIDATE

0 0 0 0 0%

NO CANDIDATE

0 0 0 0 0%

NO CANDIDATE

0 0 0 0 0%

END OF REPORT

05-12-2006

2006 COUNTY PRIMARY ELECTION

TIME : 14:55:38

REPORT FOR PRECINCT 3 - BLOOMINGTON 3

PAGE : 1

VOTES FOR REPUBLICAN PARTY

# OF ELECTRONIC VOTES : 87

# OF ABSENTEE BALLOTS : 25

# OF PAPER BALLOTS : 0

TOTAL VOTES = 112

TURNOUT = 12.11% OF 925 REGISTERED

OFFICE RESPONSE

----- VOTES -----  
MACHINE ABSENT PAPER TOTAL %

FEDERAL & STATE OFFICES

UNITED STATES SENATOR

VOTES = 20

\* RICHARD G. LUGAR

15 5 0 20 100%

UNITED STATES REPRESENTATIVE  
DISTRICT 9

VOTES = 20

SAM SCHULTZ

5 1 0 6 30%

\* MIKE SODREL

9 5 0 14 70%

LEGISLATIVE OFFICES

STATE REPRESENTATIVE  
DISTRICT 61

VOTES = 15

\* ADRIANNE DUNLAP

10 5 0 15 100%

CIRCUIT OFFICES & COUNTY JUDICIAL OFFICES

JUDGE OF THE 10TH JUDICIAL CIRCUIT COURT  
SEAT 2

VOTES = 21

\* MARC R. KELLAMS

15 6 0 21 100%

JUDGE OF THE 10TH JUDICIAL CIRCUIT COURT  
SEAT 3

VOTES = 20

\* FRANCES (FRANCIE) HILL

7 2 0 9 45%

HERB KILMER

4 4 0 8 40%

BRET RAPER

3 0 0 3 15%

JUDGE OF THE 10TH JUDICIAL CIRCUIT COURT  
SEAT 8

VOTES = 18

\* JEFFREY A. CHALFANT

13 5 0 18 100%

PROSECUTING ATTORNEY  
10TH CIRCUIT

VOTES = 16

\* CARL A. SALZMANN

10 6 0 16 100%

VOTES FOR REPUBLICAN PARTY

# OF ELECTRONIC VOTES : 87

# OF ABSENTEE BALLOTS : 25

# OF PAPER BALLOTS : 0

TOTAL VOTES = 112

TURNOUT = 12.11% OF 925 REGISTERED

|          |                       |        |       |         |
|----------|-----------------------|--------|-------|---------|
| OFFICE   | ----- V O T E S ----- |        |       |         |
| RESPONSE | MACHINE               | ABSENT | PAPER | TOTAL % |

CLERK OF THE CIRCUIT COURT

VOTES = 20

|               |    |   |   |    |      |
|---------------|----|---|---|----|------|
| * JIM FIELDER | 13 | 7 | 0 | 20 | 100% |
|---------------|----|---|---|----|------|

COUNTY OFFICES

COUNTY RECORDER

VOTES = 17

|             |    |   |   |    |      |
|-------------|----|---|---|----|------|
| * PAT HALEY | 12 | 5 | 0 | 17 | 100% |
|-------------|----|---|---|----|------|

COUNTY SHERIFF

VOTES = 21

|                              |   |   |   |   |     |
|------------------------------|---|---|---|---|-----|
| LARRY BIZZARI                | 1 | 3 | 0 | 4 | 19% |
| WILLIAM L. (BILL) BRAND, JR. | 3 | 1 | 0 | 4 | 19% |
| BRIAN R. MOBLEY              | 4 | 0 | 0 | 4 | 19% |
| * BRAD SWAIN                 | 7 | 2 | 0 | 9 | 43% |

COUNTY ASSESSOR

VOTES = 0

|                |   |   |   |   |    |
|----------------|---|---|---|---|----|
| * NO CANDIDATE | 0 | 0 | 0 | 0 | 0% |
|----------------|---|---|---|---|----|

COUNTY COMMISSIONER DISTRICT 1

VOTES = 18

|                  |    |   |   |    |      |
|------------------|----|---|---|----|------|
| * JEFF ELLINGTON | 13 | 5 | 0 | 18 | 100% |
|------------------|----|---|---|----|------|

COUNTY COUNCIL DISTRICT 4

VOTES = 0

|                |   |   |   |   |    |
|----------------|---|---|---|---|----|
| * NO CANDIDATE | 0 | 0 | 0 | 0 | 0% |
|----------------|---|---|---|---|----|

TOWNSHIP OFFICES

BLOOMINGTON TOWNSHIP ASSESSOR

VOTES = 0

|                |   |   |   |   |    |
|----------------|---|---|---|---|----|
| * NO CANDIDATE | 0 | 0 | 0 | 0 | 0% |
|----------------|---|---|---|---|----|

BLOOMINGTON TOWNSHIP TRUSTEE

VOTES = 22

|                     |   |   |   |    |     |
|---------------------|---|---|---|----|-----|
| * ANTHONY S. BRUNER | 9 | 2 | 0 | 11 | 50% |
| * DEXTER LUCK       | 7 | 4 | 0 | 11 | 50% |

THIS OFFICE HAS A TIE!!!



VOTES FOR REPUBLICAN PARTY

# OF ELECTRONIC VOTES : 87

# OF ABSENTEE BALLOTS : 25

# OF PAPER BALLOTS : 0

TOTAL VOTES = 112

TURNOUT = 12.11% OF 925 REGISTERED

OFFICE  
RESPONSE

----- V O T E S -----  
MACHINE ABSENT PAPER TOTAL %

BLOOMINGTON TOWNSHIP BOARD

VOTES = 27

|                  |    |   |   |    |     |
|------------------|----|---|---|----|-----|
| ROBERT NAYLOR    | 9  | 2 | 0 | 11 | 41% |
| * SCOTT C. TIBBS | 11 | 5 | 0 | 16 | 59% |
| NO CANDIDATE     | 0  | 0 | 0 | 0  | 0%  |

PARTY OFFICES

PRECINCT COMMITTEEMAN  
BLOOMINGTON 3

VOTES = 17

|                      |    |   |   |    |      |
|----------------------|----|---|---|----|------|
| * BARBARA J. WINDERS | 12 | 5 | 0 | 17 | 100% |
|----------------------|----|---|---|----|------|

STATE CONVENTION DELEGATE  
DISTRICT 2

VOTES = 71

|                    |    |   |   |    |     |
|--------------------|----|---|---|----|-----|
| * BARBARA M. CLARK | 12 | 5 | 0 | 17 | 24% |
| * SUSAN ELKINS     | 11 | 4 | 0 | 15 | 21% |
| RICHARD A. HICKMAN | 10 | 3 | 0 | 13 | 18% |
| DAVID SHUEE        | 9  | 3 | 0 | 12 | 17% |
| * SCOTT C. TIBBS   | 11 | 3 | 0 | 14 | 20% |
| NO CANDIDATE       | 0  | 0 | 0 | 0  | 0%  |
| NO CANDIDATE       | 0  | 0 | 0 | 0  | 0%  |
| NO CANDIDATE       | 0  | 0 | 0 | 0  | 0%  |
| NO CANDIDATE       | 0  | 0 | 0 | 0  | 0%  |
| NO CANDIDATE       | 0  | 0 | 0 | 0  | 0%  |

VOTES FOR DEMOCRATIC PARTY

|                         |    |                         |    |
|-------------------------|----|-------------------------|----|
| # OF ELECTRONIC VOTES : | 87 | # OF ABSENTEE BALLOTS : | 25 |
|                         |    | # OF PAPER BALLOTS :    | 0  |

TOTAL VOTES = 112  
 TURNOUT = 12.11% OF 925 REGISTERED

|          |                       |        |       |         |
|----------|-----------------------|--------|-------|---------|
| OFFICE   | ----- V O T E S ----- |        |       |         |
| RESPONSE | MACHINE               | ABSENT | PAPER | TOTAL % |

FEDERAL & STATE OFFICES

|                       |           |   |   |      |
|-----------------------|-----------|---|---|------|
| UNITED STATES SENATOR | VOTES = 0 |   |   |      |
| * NO CANDIDATE        | 0         | 0 | 0 | 0 0% |

|  |            |   |   |        |
|--|------------|---|---|--------|
| UNITED STATES REPRESENTATIVE<br>DISTRICT 9 | VOTES = 81 |   |   |        |
| * GRETCHEN CLEARWATER                      | 38         | 7 | 0 | 45 56% |
| BARON P. HILL                              | 23         | 6 | 0 | 29 36% |
| JOHN (COSMO) HOCKERSMITH                   | 2          | 2 | 0 | 4 5%   |
| LENDALL B. TERRY                           | 2          | 1 | 0 | 3 4%   |

LEGISLATIVE OFFICES

|                                     |            |    |   |         |
|-------------------------------------|------------|----|---|---------|
| STATE REPRESENTATIVE<br>DISTRICT 61 | VOTES = 64 |    |   |         |
| * MATT PIERCE                       | 53         | 11 | 0 | 64 100% |

CIRCUIT OFFICES & COUNTY JUDICIAL OFFICES

|  |           |   |   |      |
|--|-----------|---|---|------|
| JUDGE OF THE 10TH JUDICIAL CIRCUIT COURT<br>SEAT 2 | VOTES = 0 |   |   |      |
| * NO CANDIDATE                                     | 0         | 0 | 0 | 0 0% |

|  |            |   |   |        |
|--|------------|---|---|--------|
| JUDGE OF THE 10TH JUDICIAL CIRCUIT COURT<br>SEAT 3 | VOTES = 76 |   |   |        |
| * VALERI HAUGHTON                                  | 30         | 6 | 0 | 36 47% |
| ALPHONSO (AL) MANNS                                | 9          | 5 | 0 | 14 18% |
| ROBERT T. MILLER                                   | 21         | 5 | 0 | 26 34% |

|  |            |    |   |         |
|--|------------|----|---|---------|
| JUDGE OF THE 10TH JUDICIAL CIRCUIT COURT<br>SEAT 8 | VOTES = 54 |    |   |         |
| * TERESA HARPER                                    | 43         | 11 | 0 | 54 100% |

|                                      |            |    |   |         |
|--------------------------------------|------------|----|---|---------|
| PROSECUTING ATTORNEY<br>10TH CIRCUIT | VOTES = 68 |    |   |         |
| * CHRIS GAAL                         | 56         | 12 | 0 | 68 100% |

05-12-2006

2006 COUNTY PRIMARY ELECTION

TIME : 14:55:38

REPORT FOR PRECINCT 3 - BLOOMINGTON 3

PAGE : 5

VOTES FOR DEMOCRATIC PARTY

# OF ELECTRONIC VOTES : 87

# OF ABSENTEE BALLOTS : 25

# OF PAPER BALLOTS : 0

TOTAL VOTES = 112

TURNOUT = 12.11% OF 925 REGISTERED

|          |                       |        |       |         |
|----------|-----------------------|--------|-------|---------|
| OFFICE   | ----- V O T E S ----- |        |       |         |
| RESPONSE | MACHINE               | ABSENT | PAPER | TOTAL % |

CLERK OF THE CIRCUIT COURT VOTES = 0

|                |   |   |   |   |    |
|----------------|---|---|---|---|----|
| * NO CANDIDATE | 0 | 0 | 0 | 0 | 0% |
|----------------|---|---|---|---|----|

COUNTY OFFICES

COUNTY RECORDER VOTES = 55

|               |    |    |   |    |      |
|---------------|----|----|---|----|------|
| * SAM ALLISON | 44 | 11 | 0 | 55 | 100% |
|---------------|----|----|---|----|------|

COUNTY SHERIFF VOTES = 75

|                        |    |   |   |    |     |
|------------------------|----|---|---|----|-----|
| WILLIAM H. BROWN       | 12 | 4 | 0 | 16 | 21% |
| JAMES L. (JIM) KENNEDY | 19 | 7 | 0 | 26 | 35% |
| * LARRY SMITH          | 27 | 6 | 0 | 33 | 44% |

COUNTY ASSESSOR VOTES = 60

|                   |    |    |   |    |      |
|-------------------|----|----|---|----|------|
| * JUDITH A. SHARP | 45 | 15 | 0 | 60 | 100% |
|-------------------|----|----|---|----|------|

COUNTY COMMISSIONER DISTRICT 1 VOTES = 55

|                    |    |   |   |    |     |
|--------------------|----|---|---|----|-----|
| * PATRICK STOFFERS | 23 | 6 | 0 | 29 | 53% |
| JAYSON A. TATLOCK  | 20 | 6 | 0 | 26 | 47% |

COUNTY COUNCIL DISTRICT 4 VOTES = 77

|               |    |   |   |    |     |
|---------------|----|---|---|----|-----|
| * BILL HAYDEN | 34 | 7 | 0 | 41 | 53% |
| JILL LESH     | 28 | 8 | 0 | 36 | 47% |

TOWNSHIP OFFICES

BLOOMINGTON TOWNSHIP ASSESSOR VOTES = 58

|                     |    |   |   |    |     |
|---------------------|----|---|---|----|-----|
| * JAMES K. BRINEGAR | 29 | 9 | 0 | 38 | 66% |
| THOMAS TEAGUE       | 15 | 5 | 0 | 20 | 34% |

BLOOMINGTON TOWNSHIP TRUSTEE VOTES = 58

|                     |    |    |   |    |      |
|---------------------|----|----|---|----|------|
| * NANCY L. BRINEGAR | 46 | 12 | 0 | 58 | 100% |
|---------------------|----|----|---|----|------|



05-12-2006

2006 COUNTY PRIMARY ELECTION

TIME : 14:55:38

REPORT FOR PRECINCT 4 - BLOOMINGTON 4

PAGE : 1

VOTES FOR REPUBLICAN PARTY

# OF ELECTRONIC VOTES : 195

# OF ABSENTEE BALLOTS : 52

# OF PAPER BALLOTS : 0

TOTAL VOTES = 247

TURNOUT = 24.72% OF 999 REGISTERED

OFFICE  
RESPONSE

----- V O T E S -----  
MACHINE ABSENT PAPER TOTAL %

FEDERAL & STATE OFFICES

UNITED STATES SENATOR

VOTES = 98

\* RICHARD G. LUGAR

78 20 0 98 100%

UNITED STATES REPRESENTATIVE  
DISTRICT 9

VOTES = 94

SAM SCHULTZ

15 1 0 16 17%

\* MIKE SODREL

59 19 0 78 83%

LEGISLATIVE OFFICES

STATE REPRESENTATIVE  
DISTRICT 61

VOTES = 74

\* ADRIANNE DUNLAP

57 17 0 74 100%

CIRCUIT OFFICES & COUNTY JUDICIAL OFFICES

JUDGE OF THE 10TH JUDICIAL CIRCUIT COURT  
SEAT 2

VOTES = 84

\* MARC R. KELLAMS

67 17 0 84 100%

JUDGE OF THE 10TH JUDICIAL CIRCUIT COURT  
SEAT 3

VOTES = 101

\* FRANCES (FRANCIE) HILL

56 11 0 67 66%

HERB KILMER

8 4 0 12 12%

BRET RAPER

17 5 0 22 22%

JUDGE OF THE 10TH JUDICIAL CIRCUIT COURT  
SEAT 8

VOTES = 85

\* JEFFREY A. CHALFANT

67 18 0 85 100%

PROSECUTING ATTORNEY  
10TH CIRCUIT

VOTES = 89

\* CARL A. SALZMANN

71 18 0 89 100%

VOTES FOR REPUBLICAN PARTY

# OF ELECTRONIC VOTES : 195

# OF ABSENTEE BALLOTS : 52

# OF PAPER BALLOTS : 0

TOTAL VOTES = 247

TURNOUT = 24.72% OF 999 REGISTERED

OFFICE  
RESPONSE

----- V O T E S -----  
MACHINE ABSENT PAPER TOTAL %

CLERK OF THE CIRCUIT COURT

VOTES = 83

\* JIM FIELDER

66 17 0 83 100%

COUNTY OFFICES

COUNTY RECORDER

VOTES = 87

\* PAT HALEY

68 19 0 87 100%

COUNTY SHERIFF

VOTES = 78

LARRY BIZZARI

16 4 0 20 26%

WILLIAM L. (BILL) BRAND, JR.

15 1 0 16 21%

BRIAN R. MOBLEY

4 6 0 10 13%

\* BRAD SWAIN

25 7 0 32 41%

COUNTY ASSESSOR

VOTES = 0

\* NO CANDIDATE

0 0 0 0 0%

COUNTY COMMISSIONER  
DISTRICT 1

VOTES = 74

\* JEFF ELLINGTON

58 16 0 74 100%

COUNTY COUNCIL  
DISTRICT 3

VOTES = 84

\* MARTHA "MARTY" HAWK

64 20 0 84 100%

TOWNSHIP OFFICES

BLOOMINGTON TOWNSHIP ASSESSOR

VOTES = 0

\* NO CANDIDATE

0 0 0 0 0%

BLOOMINGTON TOWNSHIP TRUSTEE

VOTES = 72

\* ANTHONY S. BRUNER

33 6 0 39 54%

DEXTER LUCK

22 11 0 33 46%

05-12-2006

2006 COUNTY PRIMARY ELECTION

TIME : 14:55:38

REPORT FOR PRECINCT 4 - BLOOMINGTON 4

PAGE : 3

VOTES FOR REPUBLICAN PARTY

# OF ELECTRONIC VOTES : 195

# OF ABSENTEE BALLOTS : 52

# OF PAPER BALLOTS : 0

TOTAL VOTES = 247

TURNOUT = 24.72% OF 999 REGISTERED

OFFICE

RESPONSE

----- V O T E S -----  
MACHINE ABSENT PAPER TOTAL %

BLOOMINGTON TOWNSHIP BOARD

VOTES = 107

|                  |    |    |   |    |     |
|------------------|----|----|---|----|-----|
| * ROBERT NAYLOR  | 43 | 18 | 0 | 61 | 57% |
| * SCOTT C. TIBBS | 33 | 13 | 0 | 46 | 43% |
| * NO CANDIDATE   | 0  | 0  | 0 | 0  | 0%  |

PARTY OFFICES

PRECINCT COMMITTEEMAN  
BLOOMINGTON 4

VOTES = 74

|                   |    |    |   |    |      |
|-------------------|----|----|---|----|------|
| * GAIL E. KENNEDY | 59 | 15 | 0 | 74 | 100% |
|-------------------|----|----|---|----|------|

STATE CONVENTION DELEGATE  
DISTRICT 2

VOTES = 275

|                      |    |    |   |    |     |
|----------------------|----|----|---|----|-----|
| * BARBARA M. CLARK   | 63 | 16 | 0 | 79 | 29% |
| * SUSAN ELKINS       | 46 | 11 | 0 | 57 | 21% |
| * RICHARD A. HICKMAN | 39 | 13 | 0 | 52 | 19% |
| DAVID SHUEE          | 32 | 9  | 0 | 41 | 15% |
| * SCOTT C. TIBBS     | 36 | 10 | 0 | 46 | 17% |
| NO CANDIDATE         | 0  | 0  | 0 | 0  | 0%  |
| NO CANDIDATE         | 0  | 0  | 0 | 0  | 0%  |
| NO CANDIDATE         | 0  | 0  | 0 | 0  | 0%  |
| NO CANDIDATE         | 0  | 0  | 0 | 0  | 0%  |
| NO CANDIDATE         | 0  | 0  | 0 | 0  | 0%  |

VOTES FOR DEMOCRATIC PARTY

# OF ELECTRONIC VOTES : 195

# OF ABSENTEE BALLOTS : 52

# OF PAPER BALLOTS : 0

TOTAL VOTES = 247

TURNOUT = 24.72% OF 999 REGISTERED

OFFICE  
RESPONSE

----- V O T E S -----  
MACHINE ABSENT PAPER TOTAL %

FEDERAL & STATE OFFICES

UNITED STATES SENATOR

VOTES = 0

\* NO CANDIDATE

0 0 0 0 0%

UNITED STATES REPRESENTATIVE  
DISTRICT 9

VOTES = 136

GRETCHEN CLEARWATER

33 6 0 39 29%

\* BARON P. HILL

72 23 0 95 70%

JOHN (COSMO) HOCKERSMITH

1 0 0 1 1%

LENDALL B. TERRY

1 0 0 1 1%

LEGISLATIVE OFFICES

STATE REPRESENTATIVE  
DISTRICT 61

VOTES = 117

\* MATT PIERCE

91 26 0 117 100%

CIRCUIT OFFICES & COUNTY JUDICIAL OFFICES

JUDGE OF THE 10TH JUDICIAL CIRCUIT COURT  
SEAT 2

VOTES = 0

\* NO CANDIDATE

0 0 0 0 0%

JUDGE OF THE 10TH JUDICIAL CIRCUIT COURT  
SEAT 3

VOTES = 134

\* VALERI HAUGHTON

71 14 0 85 63%

ALPHONSO (AL) MANNS

8 2 0 10 7%

ROBERT T. MILLER

27 12 0 39 29%

JUDGE OF THE 10TH JUDICIAL CIRCUIT COURT  
SEAT 8

VOTES = 107

\* TERESA HARPER

86 21 0 107 100%

PROSECUTING ATTORNEY  
10TH CIRCUIT

VOTES = 117

\* CHRIS GAAL

88 29 0 117 100%



05-12-2006

2006 COUNTY PRIMARY ELECTION

TIME : 14:55:38

REPORT FOR PRECINCT 4 - BLOOMINGTON 4

PAGE : 5

VOTES FOR DEMOCRATIC PARTY

# OF ELECTRONIC VOTES : 195

# OF ABSENTEE BALLOTS : 52

# OF PAPER BALLOTS : 0

TOTAL VOTES = 247

TURNOUT = 24.72% OF 999 REGISTERED

OFFICE RESPONSE

----- VOTES -----  
MACHINE ABSENT PAPER TOTAL %

CLERK OF THE CIRCUIT COURT

VOTES = 0

\* NO CANDIDATE

0 0 0 0 0%

COUNTY OFFICES

COUNTY RECORDER

VOTES = 99

\* SAM ALLISON

78 21 0 99 100%

COUNTY SHERIFF

VOTES = 133

\* WILLIAM H. BROWN  
JAMES L. (JIM) KENNEDY  
LARRY SMITH

7 1 0 8 6%  
61 22 0 83 62%  
33 9 0 42 32%

COUNTY ASSESSOR

VOTES = 106

\* JUDITH A. SHARP

85 21 0 106 100%

COUNTY COMMISSIONER  
DISTRICT 1

VOTES = 103

\* PATRICK STOFFERS  
JAYSON A. TATLOCK

60 21 0 81 79%  
18 4 0 22 21%

COUNTY COUNCIL  
DISTRICT 3

VOTES = 121

\* MARK STOOPS  
TROY THOMAS

77 19 0 96 79%  
17 8 0 25 21%

TOWNSHIP OFFICES

BLOOMINGTON TOWNSHIP ASSESSOR

VOTES = 116

\* JAMES K. BRINEGAR  
THOMAS TEAGUE

65 23 0 88 76%  
22 6 0 28 24%

BLOOMINGTON TOWNSHIP TRUSTEE

VOTES = 100

\* NANCY L. BRINEGAR

79 21 0 100 100%

05-12-2006

2006 COUNTY PRIMARY ELECTION

TIME : 14:55:38

REPORT FOR PRECINCT 4 - BLOOMINGTON 4

PAGE : 6

VOTES FOR DEMOCRATIC PARTY

# OF ELECTRONIC VOTES : 195

# OF ABSENTEE BALLOTS : 52

# OF PAPER BALLOTS : 0

TOTAL VOTES = 247

TURNOUT = 24.72% OF 999 REGISTERED

OFFICE  
RESPONSE

----- V O T E S -----  
MACHINE ABSENT PAPER TOTAL %

BLOOMINGTON TOWNSHIP BOARD

VOTES = 229

|                     |    |    |   |    |     |
|---------------------|----|----|---|----|-----|
| DAWN ALLEN          | 47 | 15 | 0 | 62 | 27% |
| BARBARA E. McKINNEY | 61 | 19 | 0 | 80 | 35% |
| * BILL STURBAUM     | 67 | 20 | 0 | 87 | 38% |

PARTY OFFICES

PRECINCT COMMITTEEMAN  
BLOOMINGTON 4

VOTES = 101

|                     |    |    |   |     |      |
|---------------------|----|----|---|-----|------|
| * NANCY L. BRINEGAR | 83 | 18 | 0 | 101 | 100% |
|---------------------|----|----|---|-----|------|

STATE CONVENTION DELEGATE  
DISTRICT 2

VOTES = 408

|                     |    |    |   |    |     |
|---------------------|----|----|---|----|-----|
| SCOTT ALBER         | 61 | 15 | 0 | 76 | 19% |
| JERRY R. BURTON     | 69 | 14 | 0 | 83 | 20% |
| CHAIM JULIAN        | 66 | 14 | 0 | 80 | 20% |
| * LOIS SABO-SKELTON | 74 | 16 | 0 | 90 | 22% |
| TROY THOMAS         | 64 | 15 | 0 | 79 | 19% |
| NO CANDIDATE        | 0  | 0  | 0 | 0  | 0%  |
| NO CANDIDATE        | 0  | 0  | 0 | 0  | 0%  |
| NO CANDIDATE        | 0  | 0  | 0 | 0  | 0%  |
| NO CANDIDATE        | 0  | 0  | 0 | 0  | 0%  |
| NO CANDIDATE        | 0  | 0  | 0 | 0  | 0%  |
| NO CANDIDATE        | 0  | 0  | 0 | 0  | 0%  |
| NO CANDIDATE        | 0  | 0  | 0 | 0  | 0%  |
| NO CANDIDATE        | 0  | 0  | 0 | 0  | 0%  |
| NO CANDIDATE        | 0  | 0  | 0 | 0  | 0%  |
| NO CANDIDATE        | 0  | 0  | 0 | 0  | 0%  |
| NO CANDIDATE        | 0  | 0  | 0 | 0  | 0%  |
| NO CANDIDATE        | 0  | 0  | 0 | 0  | 0%  |
| NO CANDIDATE        | 0  | 0  | 0 | 0  | 0%  |

END OF REPORT

VOTES FOR REPUBLICAN PARTY

# OF ELECTRONIC VOTES : 9

# OF ABSENTEE BALLOTS : 1

# OF PAPER BALLOTS : 0

TOTAL VOTES = 10

TURNOUT = 0.46% OF 2169 REGISTERED

OFFICE  
RESPONSE

----- V O T E S -----  
MACHINE ABSENT PAPER TOTAL %

BLOOMINGTON TOWNSHIP BOARD

VOTES = 3

|                  |   |   |   |   |     |
|------------------|---|---|---|---|-----|
| ROBERT NAYLOR    | 0 | 1 | 0 | 1 | 33% |
| * SCOTT C. TIBBS | 1 | 1 | 0 | 2 | 67% |
| NO CANDIDATE     | 0 | 0 | 0 | 0 | 0%  |

PARTY OFFICES

PRECINCT COMMITTEEMAN  
BLOOMINGTON 9

VOTES = 1

|                    |   |   |   |   |      |
|--------------------|---|---|---|---|------|
| * KELLEN L. HUBERT | 1 | 0 | 0 | 1 | 100% |
|--------------------|---|---|---|---|------|

STATE CONVENTION DELEGATE  
DISTRICT 2

VOTES = 1

|                      |   |   |   |   |      |
|----------------------|---|---|---|---|------|
| * BARBARA M. CLARK   | 0 | 0 | 0 | 0 | 0%   |
| * SUSAN ELKINS       | 0 | 0 | 0 | 0 | 0%   |
| * RICHARD A. HICKMAN | 0 | 0 | 0 | 0 | 0%   |
| * DAVID SHUEE        | 0 | 0 | 0 | 0 | 0%   |
| * SCOTT C. TIBBS     | 1 | 0 | 0 | 1 | 100% |
| * NO CANDIDATE       | 0 | 0 | 0 | 0 | 0%   |
| * NO CANDIDATE       | 0 | 0 | 0 | 0 | 0%   |
| * NO CANDIDATE       | 0 | 0 | 0 | 0 | 0%   |
| * NO CANDIDATE       | 0 | 0 | 0 | 0 | 0%   |
| * NO CANDIDATE       | 0 | 0 | 0 | 0 | 0%   |

05-12-2006

2006 COUNTY PRIMARY ELECTION

TIME : 14:55:38

REPORT FOR PRECINCT 9 - BLOOMINGTON 9

PAGE : 4

VOTES FOR DEMOCRATIC PARTY

# OF ELECTRONIC VOTES : 9

# OF ABSENTEE BALLOTS : 1

# OF PAPER BALLOTS : 0

TOTAL VOTES = 10

TURNOUT = 0.46% OF 2169 REGISTERED

OFFICE  
RESPONSE

----- V O T E S -----  
MACHINE ABSENT PAPER TOTAL %

FEDERAL & STATE OFFICES

UNITED STATES SENATOR

VOTES = 0

\* NO CANDIDATE

0 0 0 0 0%

UNITED STATES REPRESENTATIVE  
DISTRICT 9

VOTES = 8

\* GRETCHEN CLEARWATER

4 0 0 4 50%

BARON P. HILL

3 0 0 3 38%

JOHN (COSMO) HOCKERSMITH

1 0 0 1 12%

LENDALL B. TERRY

0 0 0 0 0%

LEGISLATIVE OFFICES

STATE REPRESENTATIVE  
DISTRICT 61

VOTES = 6

\* MATT PIERCE

6 0 0 6 100%

CIRCUIT OFFICES & COUNTY JUDICIAL OFFICES

JUDGE OF THE 10TH JUDICIAL CIRCUIT COURT  
SEAT 2

VOTES = 0

\* NO CANDIDATE

0 0 0 0 0%

JUDGE OF THE 10TH JUDICIAL CIRCUIT COURT  
SEAT 3

VOTES = 7

\* VALERI HAUGHTON

4 0 0 4 57%

ALPHONSO (AL) MANNS

1 0 0 1 14%

ROBERT T. MILLER

2 0 0 2 29%

JUDGE OF THE 10TH JUDICIAL CIRCUIT COURT  
SEAT 8

VOTES = 7

\* TERESA HARPER

7 0 0 7 100%

PROSECUTING ATTORNEY  
10TH CIRCUIT

VOTES = 6

\* CHRIS GAAL

6 0 0 6 100%



05-12-2006

2006 COUNTY PRIMARY ELECTION

TIME : 14:55:38

REPORT FOR PRECINCT 9 - BLOOMINGTON 9

PAGE : 6

VOTES FOR DEMOCRATIC PARTY

# OF ELECTRONIC VOTES : 9

# OF ABSENTEE BALLOTS : 1

# OF PAPER BALLOTS : 0

TOTAL VOTES = 10

TURNOUT = 0.46% OF 2169 REGISTERED

OFFICE  
RESPONSE

----- V O T E S -----  
MACHINE ABSENT PAPER TOTAL %

BLOOMINGTON TOWNSHIP BOARD

VOTES = 10

|                       |   |   |   |   |     |
|-----------------------|---|---|---|---|-----|
| DAWN ALLEN            | 2 | 0 | 0 | 2 | 20% |
| * BARBARA E. MCKINNEY | 5 | 0 | 0 | 5 | 50% |
| BILL STURBAUM         | 3 | 0 | 0 | 3 | 30% |

PARTY OFFICES

PRECINCT COMMITTEEMAN  
BLOOMINGTON 9

VOTES = 0

|                |   |   |   |   |    |
|----------------|---|---|---|---|----|
| * NO CANDIDATE | 0 | 0 | 0 | 0 | 0% |
|----------------|---|---|---|---|----|

STATE CONVENTION DELEGATE  
DISTRICT 2

VOTES = 22

|                     |   |   |   |   |     |
|---------------------|---|---|---|---|-----|
| SCOTT ALBER         | 4 | 0 | 0 | 4 | 18% |
| JERRY R. BURTON     | 4 | 0 | 0 | 4 | 18% |
| CHAIM JULIAN        | 4 | 0 | 0 | 4 | 18% |
| * LOIS SABO-SKELTON | 5 | 0 | 0 | 5 | 23% |
| * TROY THOMAS       | 5 | 0 | 0 | 5 | 23% |
| NO CANDIDATE        | 0 | 0 | 0 | 0 | 0%  |
| NO CANDIDATE        | 0 | 0 | 0 | 0 | 0%  |
| NO CANDIDATE        | 0 | 0 | 0 | 0 | 0%  |
| NO CANDIDATE        | 0 | 0 | 0 | 0 | 0%  |
| NO CANDIDATE        | 0 | 0 | 0 | 0 | 0%  |
| NO CANDIDATE        | 0 | 0 | 0 | 0 | 0%  |
| NO CANDIDATE        | 0 | 0 | 0 | 0 | 0%  |
| NO CANDIDATE        | 0 | 0 | 0 | 0 | 0%  |
| NO CANDIDATE        | 0 | 0 | 0 | 0 | 0%  |
| NO CANDIDATE        | 0 | 0 | 0 | 0 | 0%  |
| NO CANDIDATE        | 0 | 0 | 0 | 0 | 0%  |
| NO CANDIDATE        | 0 | 0 | 0 | 0 | 0%  |

END OF REPORT

05-12-2006

2006 COUNTY PRIMARY ELECTION

TIME : 14:55:38

REPORT FOR PRECINCT 10 - BLOOMINGTON 10

PAGE : 1

VOTES FOR REPUBLICAN PARTY

# OF ELECTRONIC VOTES : 2

# OF ABSENTEE BALLOTS : 1

# OF PAPER BALLOTS : 0

TOTAL VOTES = 3

TURNOUT = 0.48% OF 629 REGISTERED

OFFICE  
RESPONSE

----- V O T E S -----  
MACHINE ABSENT PAPER TOTAL %

FEDERAL & STATE OFFICES

UNITED STATES SENATOR

VOTES = 0

\* RICHARD G. LUGAR

0 0 0 0 0%

UNITED STATES REPRESENTATIVE  
DISTRICT 9

VOTES = 0

\* SAM SCHULTZ

0 0 0 0 0%

\* MIKE SODREL

0 0 0 0 0%

THIS OFFICE HAS A TIE!!!

LEGISLATIVE OFFICES

STATE REPRESENTATIVE  
DISTRICT 61

VOTES = 0

\* ADRIANNE DUNLAP

0 0 0 0 0%

CIRCUIT OFFICES & COUNTY JUDICIAL OFFICES

JUDGE OF THE 10TH JUDICIAL CIRCUIT COURT  
SEAT 2

VOTES = 0

\* MARC R. KELLAMS

0 0 0 0 0%

JUDGE OF THE 10TH JUDICIAL CIRCUIT COURT  
SEAT 3

VOTES = 0

\* FRANCES (FRANCIE) HILL

0 0 0 0 0%

\* HERB KILMER

0 0 0 0 0%

\* BRET RAPER

0 0 0 0 0%

THIS OFFICE HAS A TIE!!!

JUDGE OF THE 10TH JUDICIAL CIRCUIT COURT  
SEAT 8

VOTES = 0

\* JEFFREY A. CHALFANT

0 0 0 0 0%

VOTES FOR REPUBLICAN PARTY

# OF ELECTRONIC VOTES : 2

# OF ABSENTEE BALLOTS : 1

# OF PAPER BALLOTS : 0

TOTAL VOTES = 3

TURNOUT = 0.48% OF 629 REGISTERED

|          |                   |        |       |         |
|----------|-------------------|--------|-------|---------|
| OFFICE   | ----- VOTES ----- |        |       |         |
| RESPONSE | MACHINE           | ABSENT | PAPER | TOTAL % |

|                                      |           |  |  |  |
|--------------------------------------|-----------|--|--|--|
| PROSECUTING ATTORNEY<br>10TH CIRCUIT | VOTES = 0 |  |  |  |
|--------------------------------------|-----------|--|--|--|

|                    |   |   |   |   |    |
|--------------------|---|---|---|---|----|
| * CARL A. SALZMANN | 0 | 0 | 0 | 0 | 0% |
|--------------------|---|---|---|---|----|

|                            |           |  |  |  |
|----------------------------|-----------|--|--|--|
| CLERK OF THE CIRCUIT COURT | VOTES = 0 |  |  |  |
|----------------------------|-----------|--|--|--|

|               |   |   |   |   |    |
|---------------|---|---|---|---|----|
| * JIM FIELDER | 0 | 0 | 0 | 0 | 0% |
|---------------|---|---|---|---|----|

COUNTY OFFICES

|                 |           |  |  |  |
|-----------------|-----------|--|--|--|
| COUNTY RECORDER | VOTES = 0 |  |  |  |
|-----------------|-----------|--|--|--|

|             |   |   |   |   |    |
|-------------|---|---|---|---|----|
| * PAT HALEY | 0 | 0 | 0 | 0 | 0% |
|-------------|---|---|---|---|----|

|                |           |  |  |  |
|----------------|-----------|--|--|--|
| COUNTY SHERIFF | VOTES = 0 |  |  |  |
|----------------|-----------|--|--|--|

|                 |   |   |   |   |    |
|-----------------|---|---|---|---|----|
| * LARRY BIZZARI | 0 | 0 | 0 | 0 | 0% |
|-----------------|---|---|---|---|----|

|                                |   |   |   |   |    |
|--------------------------------|---|---|---|---|----|
| * WILLIAM L. (BILL) BRAND, JR. | 0 | 0 | 0 | 0 | 0% |
|--------------------------------|---|---|---|---|----|

|                   |   |   |   |   |    |
|-------------------|---|---|---|---|----|
| * BRIAN R. MOBLEY | 0 | 0 | 0 | 0 | 0% |
|-------------------|---|---|---|---|----|

|              |   |   |   |   |    |
|--------------|---|---|---|---|----|
| * BRAD SWAIN | 0 | 0 | 0 | 0 | 0% |
|--------------|---|---|---|---|----|

THIS OFFICE HAS A TIE!!!

|                 |           |  |  |  |
|-----------------|-----------|--|--|--|
| COUNTY ASSESSOR | VOTES = 0 |  |  |  |
|-----------------|-----------|--|--|--|

|                |   |   |   |   |    |
|----------------|---|---|---|---|----|
| * NO CANDIDATE | 0 | 0 | 0 | 0 | 0% |
|----------------|---|---|---|---|----|

|                                   |           |  |  |  |
|-----------------------------------|-----------|--|--|--|
| COUNTY COMMISSIONER<br>DISTRICT 1 | VOTES = 0 |  |  |  |
|-----------------------------------|-----------|--|--|--|

|                  |   |   |   |   |    |
|------------------|---|---|---|---|----|
| * JEFF ELLINGTON | 0 | 0 | 0 | 0 | 0% |
|------------------|---|---|---|---|----|

|                              |           |  |  |  |
|------------------------------|-----------|--|--|--|
| COUNTY COUNCIL<br>DISTRICT 4 | VOTES = 0 |  |  |  |
|------------------------------|-----------|--|--|--|

|                |   |   |   |   |    |
|----------------|---|---|---|---|----|
| * NO CANDIDATE | 0 | 0 | 0 | 0 | 0% |
|----------------|---|---|---|---|----|

TOWNSHIP OFFICES

|                               |           |  |  |  |
|-------------------------------|-----------|--|--|--|
| BLOOMINGTON TOWNSHIP ASSESSOR | VOTES = 0 |  |  |  |
|-------------------------------|-----------|--|--|--|

|                |   |   |   |   |    |
|----------------|---|---|---|---|----|
| * NO CANDIDATE | 0 | 0 | 0 | 0 | 0% |
|----------------|---|---|---|---|----|



05-12-2006

2006 COUNTY PRIMARY ELECTION

TIME : 14:55:38

REPORT FOR PRECINCT 10 - BLOOMINGTON 10

PAGE : 3

VOTES FOR REPUBLICAN PARTY

# OF ELECTRONIC VOTES : 2

# OF ABSENTEE BALLOTS : 1

# OF PAPER BALLOTS : 0

TOTAL VOTES = 3

TURNOUT = 0.48% OF 629 REGISTERED

OFFICE  
RESPONSE

----- V O T E S -----  
MACHINE ABSENT PAPER TOTAL %

BLOOMINGTON TOWNSHIP TRUSTEE

VOTES = 0

\* ANTHONY S. BRUNER

0 0 0 0 0%

\* DEXTER LUCK

0 0 0 0 0%

THIS OFFICE HAS A TIE!!!

BLOOMINGTON TOWNSHIP BOARD

VOTES = 0

\* ROBERT NAYLOR

0 0 0 0 0%

\* SCOTT C. TIBBS

0 0 0 0 0%

\* NO CANDIDATE

0 0 0 0 0%

PARTY OFFICES

PRECINCT COMMITTEEMAN  
BLOOMINGTON 10

VOTES = 0

\* NO CANDIDATE

0 0 0 0 0%

STATE CONVENTION DELEGATE  
DISTRICT 2

VOTES = 0

\* BARBARA M. CLARK

0 0 0 0 0%

\* SUSAN ELKINS

0 0 0 0 0%

\* RICHARD A. HICKMAN

0 0 0 0 0%

\* DAVID SHUEE

0 0 0 0 0%

\* SCOTT C. TIBBS

0 0 0 0 0%

\* NO CANDIDATE

0 0 0 0 0%

\* NO CANDIDATE

0 0 0 0 0%

\* NO CANDIDATE

0 0 0 0 0%

\* NO CANDIDATE

0 0 0 0 0%

\* NO CANDIDATE

0 0 0 0 0%

VOTES FOR DEMOCRATIC PARTY

# OF ELECTRONIC VOTES : 2

# OF ABSENTEE BALLOTS : 1

# OF PAPER BALLOTS : 0

TOTAL VOTES = 3

TURNOUT = 0.48% OF 629 REGISTERED

OFFICE RESPONSE

----- V O T E S -----  
MACHINE ABSENT PAPER TOTAL %

FEDERAL & STATE OFFICES

UNITED STATES SENATOR

VOTES = 0

\* NO CANDIDATE

0 0 0 0 0%

UNITED STATES REPRESENTATIVE  
DISTRICT 9

VOTES = 3

GRETCHEN CLEARWATER

0 0 0 0 0%

\* BARON P. HILL

2 0 0 2 67%

JOHN (COSMO) HOCKERSMITH

0 0 0 0 0%

LENDALL B. TERRY

0 1 0 1 33%

LEGISLATIVE OFFICES

STATE REPRESENTATIVE  
DISTRICT 61

VOTES = 3

\* MATT PIERCE

2 1 0 3 100%

CIRCUIT OFFICES & COUNTY JUDICIAL OFFICES

JUDGE OF THE 10TH JUDICIAL CIRCUIT COURT  
SEAT 2

VOTES = 0

\* NO CANDIDATE

0 0 0 0 0%

JUDGE OF THE 10TH JUDICIAL CIRCUIT COURT  
SEAT 3

VOTES = 3

\* VALERI HAUGHTON

1 1 0 2 67%

ALPHONSO (AL) MANN

0 0 0 0 0%

ROBERT T. MILLER

1 0 0 1 33%

JUDGE OF THE 10TH JUDICIAL CIRCUIT COURT  
SEAT 8

VOTES = 3

\* TERESA HARPER

2 1 0 3 100%

PROSECUTING ATTORNEY  
10TH CIRCUIT

VOTES = 3

\* CHRIS GAAL

2 1 0 3 100%

VOTES FOR DEMOCRATIC PARTY

# OF ELECTRONIC VOTES : 2

# OF ABSENTEE BALLOTS : 1

# OF PAPER BALLOTS : 0

TOTAL VOTES = 3

TURNOUT = 0.48% OF 629 REGISTERED

OFFICE RESPONSE

----- V O T E S -----  
MACHINE ABSENT PAPER TOTAL %

CLERK OF THE CIRCUIT COURT

VOTES = 0

\* NO CANDIDATE

0 0 0 0 0%

COUNTY OFFICES

COUNTY RECORDER

VOTES = 3

\* SAM ALLISON

2 1 0 3 100%

COUNTY SHERIFF

VOTES = 3

WILLIAM H. BROWN

0 0 0 0 0%

JAMES L. (JIM) KENNEDY

1 0 0 1 33%

\* LARRY SMITH

1 1 0 2 67%

COUNTY ASSESSOR

VOTES = 3

\* JUDITH A. SHARP

2 1 0 3 100%

COUNTY COMMISSIONER  
DISTRICT 1

VOTES = 3

\* PATRICK STOFFERS

2 0 0 2 67%

JAYSON A. TATLOCK

0 1 0 1 33%

COUNTY COUNCIL  
DISTRICT 4

VOTES = 3

\* BILL HAYDEN

1 1 0 2 67%

JILL LESH

1 0 0 1 33%

TOWNSHIP OFFICES

BLOOMINGTON TOWNSHIP ASSESSOR

VOTES = 2

\* JAMES K. BRINEGAR

1 0 0 1 50%

\* THOMAS TEAGUE

0 1 0 1 50%

THIS OFFICE HAS A TIE!!!

VOTES FOR DEMOCRATIC PARTY

# OF ELECTRONIC VOTES : 2

# OF ABSENTEE BALLOTS : 1

# OF PAPER BALLOTS : 0

TOTAL VOTES = 3

TURNOUT = 0.48% OF 629 REGISTERED

|          |                       |        |       |         |
|----------|-----------------------|--------|-------|---------|
| OFFICE   | ----- V O T E S ----- |        |       |         |
| RESPONSE | MACHINE               | ABSENT | PAPER | TOTAL % |

BLOOMINGTON TOWNSHIP TRUSTEE

VOTES = 3

|                     |   |   |   |   |      |
|---------------------|---|---|---|---|------|
| * NANCY L. BRINEGAR | 2 | 1 | 0 | 3 | 100% |
|---------------------|---|---|---|---|------|

BLOOMINGTON TOWNSHIP BOARD

VOTES = 8

|                       |   |   |   |   |     |
|-----------------------|---|---|---|---|-----|
| * DAWN ALLEN          | 2 | 1 | 0 | 3 | 38% |
| * BARBARA E. MCKINNEY | 2 | 1 | 0 | 3 | 38% |
| * BILL STURBAUM       | 2 | 0 | 0 | 2 | 25% |

PARTY OFFICES

PRECINCT COMMITTEEMAN  
BLOOMINGTON 10

VOTES = 0

|                |   |   |   |   |    |
|----------------|---|---|---|---|----|
| * NO CANDIDATE | 0 | 0 | 0 | 0 | 0% |
|----------------|---|---|---|---|----|

STATE CONVENTION DELEGATE  
DISTRICT 2

VOTES = 12

|                   |   |   |   |   |     |
|-------------------|---|---|---|---|-----|
| * SCOTT ALBER     | 2 | 1 | 0 | 3 | 25% |
| JERRY R. BURTON   | 2 | 0 | 0 | 2 | 17% |
| * CHAIM JULIAN    | 2 | 1 | 0 | 3 | 25% |
| LOIS SABO-SKELTON | 2 | 0 | 0 | 2 | 17% |
| TROY THOMAS       | 2 | 0 | 0 | 2 | 17% |
| NO CANDIDATE      | 0 | 0 | 0 | 0 | 0%  |
| NO CANDIDATE      | 0 | 0 | 0 | 0 | 0%  |
| NO CANDIDATE      | 0 | 0 | 0 | 0 | 0%  |
| NO CANDIDATE      | 0 | 0 | 0 | 0 | 0%  |
| NO CANDIDATE      | 0 | 0 | 0 | 0 | 0%  |
| NO CANDIDATE      | 0 | 0 | 0 | 0 | 0%  |
| NO CANDIDATE      | 0 | 0 | 0 | 0 | 0%  |
| NO CANDIDATE      | 0 | 0 | 0 | 0 | 0%  |
| NO CANDIDATE      | 0 | 0 | 0 | 0 | 0%  |
| NO CANDIDATE      | 0 | 0 | 0 | 0 | 0%  |
| NO CANDIDATE      | 0 | 0 | 0 | 0 | 0%  |
| NO CANDIDATE      | 0 | 0 | 0 | 0 | 0%  |
| NO CANDIDATE      | 0 | 0 | 0 | 0 | 0%  |

END OF REPORT

05-12-2006

2006 COUNTY PRIMARY ELECTION

TIME : 14:55:38

REPORT FOR PRECINCT 11 - BLOOMINGTON 11

PAGE : 1

VOTES FOR REPUBLICAN PARTY

# OF ELECTRONIC VOTES : 10

# OF ABSENTEE BALLOTS : 0

# OF PAPER BALLOTS : 0

TOTAL VOTES = 10

TURNOUT = 0.69% OF 1448 REGISTERED

OFFICE  
RESPONSE

----- V O T E S -----  
MACHINE ABSENT PAPER TOTAL %

FEDERAL & STATE OFFICES

UNITED STATES SENATOR

VOTES = 0

\* RICHARD G. LUGAR

0 0 0 0 0%

UNITED STATES REPRESENTATIVE  
DISTRICT 9

VOTES = 0

\* SAM SCHULTZ

0 0 0 0 0%

\* MIKE SODREL

0 0 0 0 0%

THIS OFFICE HAS A TIE!!!

LEGISLATIVE OFFICES

STATE REPRESENTATIVE  
DISTRICT 61

VOTES = 0

\* ADRIANNE DUNLAP

0 0 0 0 0%

CIRCUIT OFFICES & COUNTY JUDICIAL OFFICES

JUDGE OF THE 10TH JUDICIAL CIRCUIT COURT  
SEAT 2

VOTES = 0

\* MARC R. KELLAMS

0 0 0 0 0%

JUDGE OF THE 10TH JUDICIAL CIRCUIT COURT  
SEAT 3

VOTES = 0

\* FRANCES (FRANCIE) HILL

0 0 0 0 0%

\* HERB KILMER

0 0 0 0 0%

\* BRET RAPER

0 0 0 0 0%

THIS OFFICE HAS A TIE!!!

JUDGE OF THE 10TH JUDICIAL CIRCUIT COURT  
SEAT 8

VOTES = 0

\* JEFFREY A. CHALFANT

0 0 0 0 0%

05-12-2006

2006 COUNTY PRIMARY ELECTION

TIME : 14:55:38

REPORT FOR PRECINCT 11 - BLOOMINGTON 11

PAGE : 2

VOTES FOR REPUBLICAN PARTY

# OF ELECTRONIC VOTES : 10

# OF ABSENTEE BALLOTS : 0

# OF PAPER BALLOTS : 0

TOTAL VOTES = 10

TURNOUT = 0.69% OF 1448 REGISTERED

OFFICE  
RESPONSE

----- V O T E S -----  
MACHINE ABSENT PAPER TOTAL %

PROSECUTING ATTORNEY  
10TH CIRCUIT

VOTES = 0

\* CARL A. SALZMANN

0 0 0 0 0%

CLERK OF THE CIRCUIT COURT

VOTES = 0

\* JIM FIELDER

0 0 0 0 0%

COUNTY OFFICES

COUNTY RECORDER

VOTES = 0

\* PAT HALEY

0 0 0 0 0%

COUNTY SHERIFF

VOTES = 0

\* LARRY BIZZARI

0 0 0 0 0%

\* WILLIAM L. (BILL) BRAND, JR.

0 0 0 0 0%

\* BRIAN R. MOBLEY

0 0 0 0 0%

\* BRAD SWAIN

0 0 0 0 0%

THIS OFFICE HAS A TIE!!!

COUNTY ASSESSOR

VOTES = 0

\* NO CANDIDATE

0 0 0 0 0%

COUNTY COMMISSIONER  
DISTRICT 1

VOTES = 0

\* JEFF ELLINGTON

0 0 0 0 0%

COUNTY COUNCIL  
DISTRICT 3

VOTES = 0

\* MARTHA "MARTY" HAWK

0 0 0 0 0%

TOWNSHIP OFFICES

BLOOMINGTON TOWNSHIP ASSESSOR

VOTES = 0

\* NO CANDIDATE

0 0 0 0 0%



05-12-2006

2006 COUNTY PRIMARY ELECTION

TIME : 14:55:38

REPORT FOR PRECINCT 11 - BLOOMINGTON 11

PAGE : 4

VOTES FOR DEMOCRATIC PARTY

# OF ELECTRONIC VOTES : 10

# OF ABSENTEE BALLOTS : 0

# OF PAPER BALLOTS : 0

TOTAL VOTES = 10

TURNOUT = 0.69% OF 1448 REGISTERED

OFFICE RESPONSE

----- V O T E S -----  
MACHINE ABSENT PAPER TOTAL %

FEDERAL & STATE OFFICES

UNITED STATES SENATOR

VOTES = 0

\* NO CANDIDATE

0 0 0 0 0%

UNITED STATES REPRESENTATIVE DISTRICT 9

VOTES = 10

\* GRETCHEN CLEARWATER

6 0 0 6 60%

BARON P. HILL

3 0 0 3 30%

JOHN (COSMO) HOCKERSMITH

0 0 0 0 0%

LENDALL B. TERRY

1 0 0 1 10%

LEGISLATIVE OFFICES

STATE REPRESENTATIVE DISTRICT 61

VOTES = 8

\* MATT PIERCE

8 0 0 8 100%

CIRCUIT OFFICES & COUNTY JUDICIAL OFFICES

JUDGE OF THE 10TH JUDICIAL CIRCUIT COURT SEAT 2

VOTES = 0

\* NO CANDIDATE

0 0 0 0 0%

JUDGE OF THE 10TH JUDICIAL CIRCUIT COURT SEAT 3

VOTES = 10

\* VALERI HAUGHTON

8 0 0 8 80%

ALPHONSO (AL) MANNS

2 0 0 2 20%

ROBERT T. MILLER

0 0 0 0 0%

JUDGE OF THE 10TH JUDICIAL CIRCUIT COURT SEAT 8

VOTES = 9

\* TERESA HARPER

9 0 0 9 100%

PROSECUTING ATTORNEY 10TH CIRCUIT

VOTES = 8

\* CHRIS GAAL

8 0 0 8 100%



05-12-2006

2006 COUNTY PRIMARY ELECTION

TIME : 14:55:38

REPORT FOR PRECINCT 5 - BLOOMINGTON 5

PAGE : 1

VOTES FOR REPUBLICAN PARTY

# OF ELECTRONIC VOTES : 4

# OF ABSENTEE BALLOTS : 0

# OF PAPER BALLOTS : 0

TOTAL VOTES = 4

TURNOUT = 0.27% OF 1504 REGISTERED

OFFICE RESPONSE

----- VOTES -----  
MACHINE ABSENT PAPER TOTAL %

FEDERAL & STATE OFFICES

UNITED STATES SENATOR

VOTES = 2

\* RICHARD G. LUGAR

2 0 0 2 100%

UNITED STATES REPRESENTATIVE  
DISTRICT 9

VOTES = 1

SAM SCHULTZ

0 0 0 0 0%

\* MIKE SODREL

1 0 0 1 100%

LEGISLATIVE OFFICES

STATE REPRESENTATIVE  
DISTRICT 61

VOTES = 1

\* ADRIANNE DUNLAP

1 0 0 1 100%

CIRCUIT OFFICES & COUNTY JUDICIAL OFFICES

JUDGE OF THE 10TH JUDICIAL CIRCUIT COURT  
SEAT 2

VOTES = 1

\* MARC R. KELLAMS

1 0 0 1 100%

JUDGE OF THE 10TH JUDICIAL CIRCUIT COURT  
SEAT 3

VOTES = 2

\* FRANCES (FRANCIE) HILL

1 0 0 1 50%

HERB KILMER

0 0 0 0 0%

\* BRET RAPER

1 0 0 1 50%

THIS OFFICE HAS A TIE!!!

JUDGE OF THE 10TH JUDICIAL CIRCUIT COURT  
SEAT 8

VOTES = 1

\* JEFFREY A. CHALFANT

1 0 0 1 100%

PROSECUTING ATTORNEY  
10TH CIRCUIT

VOTES = 1

\* CARL A. SALZMANN

1 0 0 1 100%

05-12-2006

2006 COUNTY PRIMARY ELECTION

TIME : 14:55:38

REPORT FOR PRECINCT 5 - BLOOMINGTON 5

PAGE : 2

VOTES FOR REPUBLICAN PARTY

# OF ELECTRONIC VOTES : 4

# OF ABSENTEE BALLOTS : 0

# OF PAPER BALLOTS : 0

TOTAL VOTES = 4

TURNOUT = 0.27% OF 1504 REGISTERED

|          |                       |        |       |         |
|----------|-----------------------|--------|-------|---------|
| OFFICE   | ----- V O T E S ----- |        |       |         |
| RESPONSE | MACHINE               | ABSENT | PAPER | TOTAL % |

CLERK OF THE CIRCUIT COURT

VOTES = 1

\* JIM FIELDER

1 0 0 1 100%

COUNTY OFFICES

COUNTY RECORDER

VOTES = 1

\* PAT HALEY

1 0 0 1 100%

COUNTY SHERIFF

VOTES = 1

LARRY BIZZARI

0 0 0 0 0%

WILLIAM L. (BILL) BRAND, JR.

0 0 0 0 0%

BRIAN R. MOBLEY

0 0 0 0 0%

\* BRAD SWAIN

1 0 0 1 100%

COUNTY ASSESSOR

VOTES = 0

\* NO CANDIDATE

0 0 0 0 0%

COUNTY COMMISSIONER  
DISTRICT 1

VOTES = 1

\* JEFF ELLINGTON

1 0 0 1 100%

COUNTY COUNCIL  
DISTRICT 3

VOTES = 1

\* MARTHA "MARTY" HAWK

1 0 0 1 100%

TOWNSHIP OFFICES

BLOOMINGTON TOWNSHIP ASSESSOR

VOTES = 0

\* NO CANDIDATE

0 0 0 0 0%

BLOOMINGTON TOWNSHIP TRUSTEE

VOTES = 1

ANTHONY S. BRUNER

0 0 0 0 0%

\* DEXTER LUCK

1 0 0 1 100%

05-12-2006

2006 COUNTY PRIMARY ELECTION

TIME : 14:55:38

REPORT FOR PRECINCT 5 - BLOOMINGTON 5

PAGE : 3

VOTES FOR REPUBLICAN PARTY

# OF ELECTRONIC VOTES : 4

# OF ABSENTEE BALLOTS : 0

# OF PAPER BALLOTS : 0

TOTAL VOTES = 4

TURNOUT = 0.27% OF 1504 REGISTERED

OFFICE RESPONSE

----- VOTES -----  
MACHINE ABSENT PAPER TOTAL %

BLOOMINGTON TOWNSHIP BOARD

VOTES = 1

- \* ROBERT NAYLOR
- \* SCOTT C. TIBBS
- \* NO CANDIDATE

|   |   |   |   |      |
|---|---|---|---|------|
| 1 | 0 | 0 | 1 | 100% |
| 0 | 0 | 0 | 0 | 0%   |
| 0 | 0 | 0 | 0 | 0%   |

PARTY OFFICES

PRECINCT COMMITTEEMAN  
BLOOMINGTON 5

VOTES = 0

- \* NO CANDIDATE

|   |   |   |   |    |
|---|---|---|---|----|
| 0 | 0 | 0 | 0 | 0% |
|---|---|---|---|----|

STATE CONVENTION DELEGATE  
DISTRICT 2

VOTES = 5

- \* BARBARA M. CLARK
- \* SUSAN ELKINS
- \* RICHARD A. HICKMAN
- \* DAVID SHUEE
- \* SCOTT C. TIBBS
- \* NO CANDIDATE
- \* NO CANDIDATE
- \* NO CANDIDATE
- \* NO CANDIDATE
- \* NO CANDIDATE

|   |   |   |   |     |
|---|---|---|---|-----|
| 1 | 0 | 0 | 1 | 20% |
| 1 | 0 | 0 | 1 | 20% |
| 1 | 0 | 0 | 1 | 20% |
| 1 | 0 | 0 | 1 | 20% |
| 1 | 0 | 0 | 1 | 20% |
| 0 | 0 | 0 | 0 | 0%  |
| 0 | 0 | 0 | 0 | 0%  |
| 0 | 0 | 0 | 0 | 0%  |
| 0 | 0 | 0 | 0 | 0%  |
| 0 | 0 | 0 | 0 | 0%  |

VOTES FOR DEMOCRATIC PARTY

|                         |   |                         |   |
|-------------------------|---|-------------------------|---|
| # OF ELECTRONIC VOTES : | 4 | # OF ABSENTEE BALLOTS : | 0 |
|                         |   | # OF PAPER BALLOTS :    | 0 |

TOTAL VOTES = 4  
 TURNOUT = 0.27% OF 1504 REGISTERED

|          |                       |        |       |         |
|----------|-----------------------|--------|-------|---------|
| OFFICE   | ----- V O T E S ----- |        |       |         |
| RESPONSE | MACHINE               | ABSENT | PAPER | TOTAL % |

FEDERAL & STATE OFFICES

UNITED STATES SENATOR VOTES = 0

\* NO CANDIDATE 0 0 0 0 0%

UNITED STATES REPRESENTATIVE VOTES = 2  
 DISTRICT 9

\* GRETCHEN CLEARWATER 1 0 0 1 50%

\* BARON P. HILL 1 0 0 1 50%

JOHN (COSMO) HOCKERSMITH 0 0 0 0 0%

LENDALL B. TERRY 0 0 0 0 0%

THIS OFFICE HAS A TIE!!!

LEGISLATIVE OFFICES

STATE REPRESENTATIVE VOTES = 2  
 DISTRICT 61

\* MATT PIERCE 2 0 0 2 100%

CIRCUIT OFFICES & COUNTY JUDICIAL OFFICES

JUDGE OF THE 10TH JUDICIAL CIRCUIT COURT VOTES = 0  
 SEAT 2

\* NO CANDIDATE 0 0 0 0 0%

JUDGE OF THE 10TH JUDICIAL CIRCUIT COURT VOTES = 1  
 SEAT 3

\* VALERI HAUGHTON 1 0 0 1 100%

ALPHONSO (AL) MANNS 0 0 0 0 0%

ROBERT T. MILLER 0 0 0 0 0%

JUDGE OF THE 10TH JUDICIAL CIRCUIT COURT VOTES = 2  
 SEAT 8

\* TERESA HARPER 2 0 0 2 100%

VOTES FOR DEMOCRATIC PARTY

# OF ELECTRONIC VOTES : 4

# OF ABSENTEE BALLOTS : 0

# OF PAPER BALLOTS : 0

TOTAL VOTES = 4

TURNOUT = 0.27% OF 1504 REGISTERED

|          |                       |        |       |         |
|----------|-----------------------|--------|-------|---------|
| OFFICE   | ----- V O T E S ----- |        |       |         |
| RESPONSE | MACHINE               | ABSENT | PAPER | TOTAL % |

PROSECUTING ATTORNEY  
10TH CIRCUIT

VOTES = 2

\* CHRIS GAAL

|   |   |   |   |      |
|---|---|---|---|------|
| 2 | 0 | 0 | 2 | 100% |
|---|---|---|---|------|

CLERK OF THE CIRCUIT COURT

VOTES = 0

\* NO CANDIDATE

|   |   |   |   |    |
|---|---|---|---|----|
| 0 | 0 | 0 | 0 | 0% |
|---|---|---|---|----|

COUNTY OFFICES

COUNTY RECORDER

VOTES = 2

\* SAM ALLISON

|   |   |   |   |      |
|---|---|---|---|------|
| 2 | 0 | 0 | 2 | 100% |
|---|---|---|---|------|

COUNTY SHERIFF

VOTES = 1

WILLIAM H. BROWN

|   |   |   |   |    |
|---|---|---|---|----|
| 0 | 0 | 0 | 0 | 0% |
|---|---|---|---|----|

JAMES L. (JIM) KENNEDY

|   |   |   |   |    |
|---|---|---|---|----|
| 0 | 0 | 0 | 0 | 0% |
|---|---|---|---|----|

\* LARRY SMITH

|   |   |   |   |      |
|---|---|---|---|------|
| 1 | 0 | 0 | 1 | 100% |
|---|---|---|---|------|

COUNTY ASSESSOR

VOTES = 2

\* JUDITH A. SHARP

|   |   |   |   |      |
|---|---|---|---|------|
| 2 | 0 | 0 | 2 | 100% |
|---|---|---|---|------|

COUNTY COMMISSIONER

VOTES = 1

DISTRICT 1

\* PATRICK STOFFERS

|   |   |   |   |      |
|---|---|---|---|------|
| 1 | 0 | 0 | 1 | 100% |
|---|---|---|---|------|

JAYSON A. TATLOCK

|   |   |   |   |    |
|---|---|---|---|----|
| 0 | 0 | 0 | 0 | 0% |
|---|---|---|---|----|

COUNTY COUNCIL

VOTES = 2

DISTRICT 3

\* MARK STOOPS

|   |   |   |   |      |
|---|---|---|---|------|
| 2 | 0 | 0 | 2 | 100% |
|---|---|---|---|------|

TROY THOMAS

|   |   |   |   |    |
|---|---|---|---|----|
| 0 | 0 | 0 | 0 | 0% |
|---|---|---|---|----|

TOWNSHIP OFFICES

BLOOMINGTON TOWNSHIP ASSESSOR

VOTES = 1

\* JAMES K. BRINEGAR

|   |   |   |   |      |
|---|---|---|---|------|
| 1 | 0 | 0 | 1 | 100% |
|---|---|---|---|------|

THOMAS TEAGUE

|   |   |   |   |    |
|---|---|---|---|----|
| 0 | 0 | 0 | 0 | 0% |
|---|---|---|---|----|

VOTES FOR DEMOCRATIC PARTY

# OF ELECTRONIC VOTES : 4

# OF ABSENTEE BALLOTS : 0

# OF PAPER BALLOTS : 0

TOTAL VOTES = 4

TURNOUT = 0.27% OF 1504 REGISTERED

OFFICE  
 RESPONSE

----- V O T E S -----  
 MACHINE ABSENT PAPER TOTAL %

BLOOMINGTON TOWNSHIP TRUSTEE

VOTES = 2

\* NANCY L. BRINEGAR 2 0 0 2 100%

BLOOMINGTON TOWNSHIP BOARD

VOTES = 0

\* DAWN ALLEN 0 0 0 0 0%

\* BARBARA E. MCKINNEY 0 0 0 0 0%

\* BILL STURBAUM 0 0 0 0 0%

PARTY OFFICES

PRECINCT COMMITTEEMAN  
 BLOOMINGTON 5

VOTES = 0

\* NO CANDIDATE 0 0 0 0 0%

STATE CONVENTION DELEGATE  
 DISTRICT 2

VOTES = 5

\* SCOTT ALBER 1 0 0 1 20%

\* JERRY R. BURTON 1 0 0 1 20%

\* CHAIM JULIAN 1 0 0 1 20%

\* LOIS SABO-SKELTON 1 0 0 1 20%

\* TROY THOMAS 1 0 0 1 20%

\* NO CANDIDATE 0 0 0 0 0%

\* NO CANDIDATE 0 0 0 0 0%

\* NO CANDIDATE 0 0 0 0 0%

\* NO CANDIDATE 0 0 0 0 0%

\* NO CANDIDATE 0 0 0 0 0%

\* NO CANDIDATE 0 0 0 0 0%

\* NO CANDIDATE 0 0 0 0 0%

\* NO CANDIDATE 0 0 0 0 0%

\* NO CANDIDATE 0 0 0 0 0%

\* NO CANDIDATE 0 0 0 0 0%

\* NO CANDIDATE 0 0 0 0 0%

\* NO CANDIDATE 0 0 0 0 0%

END OF REPORT

05-12-2006

2006 COUNTY PRIMARY ELECTION

TIME : 14:55:38

REPORT FOR PRECINCT 6 - BLOOMINGTON 6

PAGE : 1

VOTES FOR REPUBLICAN PARTY

# OF ELECTRONIC VOTES : 115

# OF ABSENTEE BALLOTS : 22

# OF PAPER BALLOTS : 0

TOTAL VOTES = 137

TURNOUT = 20.95% OF 654 REGISTERED

|          |                       |        |       |         |
|----------|-----------------------|--------|-------|---------|
| OFFICE   | ----- V O T E S ----- |        |       |         |
| RESPONSE | MACHINE               | ABSENT | PAPER | TOTAL % |

FEDERAL & STATE OFFICES

UNITED STATES SENATOR

VOTES = 47

\* RICHARD G. LUGAR

|    |    |   |    |      |
|----|----|---|----|------|
| 35 | 12 | 0 | 47 | 100% |
|----|----|---|----|------|

UNITED STATES REPRESENTATIVE DISTRICT 9

VOTES = 47

SAM SCHULTZ

|   |   |   |   |     |
|---|---|---|---|-----|
| 7 | 0 | 0 | 7 | 15% |
|---|---|---|---|-----|

\* MIKE SODREL

|    |    |   |    |     |
|----|----|---|----|-----|
| 29 | 11 | 0 | 40 | 85% |
|----|----|---|----|-----|

LEGISLATIVE OFFICES

STATE REPRESENTATIVE DISTRICT 61

VOTES = 31

\* ADRIANNE DUNLAP

|    |   |   |    |      |
|----|---|---|----|------|
| 23 | 8 | 0 | 31 | 100% |
|----|---|---|----|------|

CIRCUIT OFFICES & COUNTY JUDICIAL OFFICES

JUDGE OF THE 10TH JUDICIAL CIRCUIT COURT SEAT 2

VOTES = 41

\* MARC R. KELLAMS

|    |    |   |    |      |
|----|----|---|----|------|
| 30 | 11 | 0 | 41 | 100% |
|----|----|---|----|------|

JUDGE OF THE 10TH JUDICIAL CIRCUIT COURT SEAT 3

VOTES = 49

\* FRANCES (FRANCIE) HILL

|    |   |   |    |     |
|----|---|---|----|-----|
| 20 | 4 | 0 | 24 | 49% |
|----|---|---|----|-----|

HERB KILMER

|    |   |   |    |     |
|----|---|---|----|-----|
| 12 | 4 | 0 | 16 | 33% |
|----|---|---|----|-----|

BRET RAPER

|   |   |   |   |     |
|---|---|---|---|-----|
| 5 | 4 | 0 | 9 | 18% |
|---|---|---|---|-----|

JUDGE OF THE 10TH JUDICIAL CIRCUIT COURT SEAT 8

VOTES = 36

\* JEFFREY A. CHALFANT

|    |   |   |    |      |
|----|---|---|----|------|
| 28 | 8 | 0 | 36 | 100% |
|----|---|---|----|------|

PROSECUTING ATTORNEY 10TH CIRCUIT

VOTES = 42

\* CARL A. SALZMANN

|    |    |   |    |      |
|----|----|---|----|------|
| 32 | 10 | 0 | 42 | 100% |
|----|----|---|----|------|

VOTES FOR REPUBLICAN PARTY

# OF ELECTRONIC VOTES : 115

# OF ABSENTEE BALLOTS : 22

# OF PAPER BALLOTS : 0

TOTAL VOTES = 137

TURNOUT = 20.95% OF 654 REGISTERED

OFFICE RESPONSE

----- V O T E S -----  
MACHINE ABSENT PAPER TOTAL %

CLERK OF THE CIRCUIT COURT

VOTES = 42

\* JIM FIELDER

31 11 0 42 100%

COUNTY OFFICES

COUNTY RECORDER

VOTES = 40

\* PAT HALEY

30 10 0 40 100%

COUNTY SHERIFF

VOTES = 38

LARRY BIZZARI

7 3 0 10 26%

\* WILLIAM L. (BILL) BRAND, JR.

7 4 0 11 29%

BRIAN R. MOBLEY

5 1 0 6 16%

\* BRAD SWAIN

10 1 0 11 29%

THIS OFFICE HAS A TIE!!!

COUNTY ASSESSOR

VOTES = 0

\* NO CANDIDATE

0 0 0 0 0%

COUNTY COMMISSIONER

VOTES = 39

DISTRICT 1

\* JEFF ELLINGTON

30 9 0 39 100%

COUNTY COUNCIL

VOTES = 38

DISTRICT 1

\* SUSAN (SUE) WEST

30 8 0 38 100%

TOWNSHIP OFFICES

BLOOMINGTON TOWNSHIP ASSESSOR

VOTES = 0

\* NO CANDIDATE

0 0 0 0 0%

BLOOMINGTON TOWNSHIP TRUSTEE

VOTES = 41

\* ANTHONY S. BRUNER

16 5 0 21 51%

DEXTER LUCK

14 6 0 20 49%



05-12-2006

2006 COUNTY PRIMARY ELECTION

TIME : 14:55:38

REPORT FOR PRECINCT 6 - BLOOMINGTON 6

PAGE : 3

VOTES FOR REPUBLICAN PARTY

# OF ELECTRONIC VOTES : 115

# OF ABSENTEE BALLOTS : 22

# OF PAPER BALLOTS : 0

TOTAL VOTES = 137

TURNOUT = 20.95% OF 654 REGISTERED

OFFICE  
RESPONSE

----- V O T E S -----  
MACHINE ABSENT PAPER TOTAL %

BLOOMINGTON TOWNSHIP BOARD

VOTES = 55

|                  |    |   |   |    |     |
|------------------|----|---|---|----|-----|
| * ROBERT NAYLOR  | 23 | 7 | 0 | 30 | 55% |
| * SCOTT C. TIBBS | 19 | 6 | 0 | 25 | 45% |
| * NO CANDIDATE   | 0  | 0 | 0 | 0  | 0%  |

PARTY OFFICES

PRECINCT COMMITTEEMAN  
BLOOMINGTON 6

VOTES = 0

|                |   |   |   |   |    |
|----------------|---|---|---|---|----|
| * NO CANDIDATE | 0 | 0 | 0 | 0 | 0% |
|----------------|---|---|---|---|----|

STATE CONVENTION DELEGATE  
DISTRICT 2

VOTES = 146

|                      |    |   |   |    |     |
|----------------------|----|---|---|----|-----|
| * BARBARA M. CLARK   | 28 | 8 | 0 | 36 | 25% |
| * SUSAN ELKINS       | 24 | 6 | 0 | 30 | 21% |
| * RICHARD A. HICKMAN | 21 | 7 | 0 | 28 | 19% |
| * DAVID SHUEE        | 23 | 5 | 0 | 28 | 19% |
| * SCOTT C. TIBBS     | 21 | 3 | 0 | 24 | 16% |
| * NO CANDIDATE       | 0  | 0 | 0 | 0  | 0%  |
| * NO CANDIDATE       | 0  | 0 | 0 | 0  | 0%  |
| * NO CANDIDATE       | 0  | 0 | 0 | 0  | 0%  |
| * NO CANDIDATE       | 0  | 0 | 0 | 0  | 0%  |
| * NO CANDIDATE       | 0  | 0 | 0 | 0  | 0%  |

05-12-2006

2006 COUNTY PRIMARY ELECTION

TIME : 14:55:38

REPORT FOR PRECINCT 6 - BLOOMINGTON 6

PAGE : 4

VOTES FOR DEMOCRATIC PARTY

# OF ELECTRONIC VOTES : 115

# OF ABSENTEE BALLOTS : 22

# OF PAPER BALLOTS : 0

TOTAL VOTES = 137

TURNOUT = 20.95% OF 654 REGISTERED

OFFICE RESPONSE

----- V O T E S -----  
MACHINE ABSENT PAPER TOTAL %

FEDERAL & STATE OFFICES

UNITED STATES SENATOR

VOTES = 0

\* NO CANDIDATE

0 0 0 0 0%

UNITED STATES REPRESENTATIVE  
DISTRICT 9

VOTES = 84

\* GRETCHEN CLEARWATER

40 4 0 44 52%

BARON P. HILL

32 6 0 38 45%

JOHN (COSMO) HOCKERSMITH

1 0 0 1 1%

LENDALL B. TERRY

1 0 0 1 1%

LEGISLATIVE OFFICES

STATE REPRESENTATIVE  
DISTRICT 61

VOTES = 72

\* MATT PIERCE

62 10 0 72 100%

CIRCUIT OFFICES & COUNTY JUDICIAL OFFICES

JUDGE OF THE 10TH JUDICIAL CIRCUIT COURT  
SEAT 2

VOTES = 0

\* NO CANDIDATE

0 0 0 0 0%

JUDGE OF THE 10TH JUDICIAL CIRCUIT COURT  
SEAT 3

VOTES = 82

VALERI HAUGHTON

35 2 0 37 45%

ALPHONSO (AL) MANNIS

3 0 0 3 4%

\* ROBERT T. MILLER

34 8 0 42 51%

JUDGE OF THE 10TH JUDICIAL CIRCUIT COURT  
SEAT 8

VOTES = 69

\* TERESA HARPER

59 10 0 69 100%

PROSECUTING ATTORNEY  
10TH CIRCUIT

VOTES = 74

\* CHRIS GAAL

65 9 0 74 100%

05-12-2006

2006 COUNTY PRIMARY ELECTION

TIME : 14:55:38

REPORT FOR PRECINCT 6 - BLOOMINGTON 6

PAGE : 5

VOTES FOR DEMOCRATIC PARTY

# OF ELECTRONIC VOTES : 115

# OF ABSENTEE BALLOTS : 22

# OF PAPER BALLOTS : 0

TOTAL VOTES = 137

TURNOUT = 20.95% OF 654 REGISTERED

----- V O T E S -----

MACHINE ABSENT PAPER TOTAL %

OFFICE  
RESPONSE

CLERK OF THE CIRCUIT COURT

VOTES = 0

\* NO CANDIDATE

0 0 0 0 0%

COUNTY OFFICES

COUNTY RECORDER

VOTES = 62

\* SAM ALLISON

52 10 0 62 100%

COUNTY SHERIFF

VOTES = 85

WILLIAM H. BROWN

6 0 0 6 7%

\* JAMES L. (JIM) KENNEDY

47 6 0 53 62%

LARRY SMITH

22 4 0 26 31%

COUNTY ASSESSOR

VOTES = 61

\* JUDITH A. SHARP

52 9 0 61 100%

COUNTY COMMISSIONER  
DISTRICT 1

VOTES = 59

\* PATRICK STOFFERS

38 5 0 43 73%

JAYSON A. TATLOCK

14 2 0 16 27%

COUNTY COUNCIL  
DISTRICT 1

VOTES = 54

\* VIC KELSON

47 7 0 54 100%

TOWNSHIP OFFICES

BLOOMINGTON TOWNSHIP ASSESSOR

VOTES = 59

\* JAMES K. BRINEGAR

35 5 0 40 68%

THOMAS TEAGUE

19 0 0 19 32%

BLOOMINGTON TOWNSHIP TRUSTEE

VOTES = 59

\* NANCY L. BRINEGAR

51 8 0 59 100%

05-12-2006

2006 COUNTY PRIMARY ELECTION

TIME : 14:55:38

REPORT FOR PRECINCT 6 - BLOOMINGTON 6

PAGE : 6

VOTES FOR DEMOCRATIC PARTY

# OF ELECTRONIC VOTES : 115

# OF ABSENTEE BALLOTS : 22

# OF PAPER BALLOTS : 0

TOTAL VOTES = 137

TURNOUT = 20.95% OF 654 REGISTERED

|          |                       |        |       |         |
|----------|-----------------------|--------|-------|---------|
| OFFICE   | ----- V O T E S ----- |        |       |         |
| RESPONSE | MACHINE               | ABSENT | PAPER | TOTAL % |

BLOOMINGTON TOWNSHIP BOARD

VOTES = 147

|                       |    |   |   |    |     |
|-----------------------|----|---|---|----|-----|
| DAWN ALLEN            | 34 | 6 | 0 | 40 | 27% |
| * BARBARA E. MCKINNEY | 48 | 7 | 0 | 55 | 37% |
| BILL STURBAUM         | 44 | 8 | 0 | 52 | 35% |

PARTY OFFICES

PRECINCT COMMITTEEMAN  
BLOOMINGTON 6

VOTES = 57

|                   |    |   |   |    |      |
|-------------------|----|---|---|----|------|
| * JERRY R. BURTON | 52 | 5 | 0 | 57 | 100% |
|-------------------|----|---|---|----|------|

STATE CONVENTION DELEGATE  
DISTRICT 2

VOTES = 240

|                     |    |   |   |    |     |
|---------------------|----|---|---|----|-----|
| SCOTT ALBER         | 40 | 6 | 0 | 46 | 19% |
| JERRY R. BURTON     | 45 | 6 | 0 | 51 | 21% |
| CHAIM JULIAN        | 41 | 6 | 0 | 47 | 20% |
| * LOIS SABO-SKELTON | 49 | 6 | 0 | 55 | 23% |
| TROY THOMAS         | 36 | 5 | 0 | 41 | 17% |
| NO CANDIDATE        | 0  | 0 | 0 | 0  | 0%  |
| NO CANDIDATE        | 0  | 0 | 0 | 0  | 0%  |
| NO CANDIDATE        | 0  | 0 | 0 | 0  | 0%  |
| NO CANDIDATE        | 0  | 0 | 0 | 0  | 0%  |
| NO CANDIDATE        | 0  | 0 | 0 | 0  | 0%  |
| NO CANDIDATE        | 0  | 0 | 0 | 0  | 0%  |
| NO CANDIDATE        | 0  | 0 | 0 | 0  | 0%  |
| NO CANDIDATE        | 0  | 0 | 0 | 0  | 0%  |
| NO CANDIDATE        | 0  | 0 | 0 | 0  | 0%  |
| NO CANDIDATE        | 0  | 0 | 0 | 0  | 0%  |
| NO CANDIDATE        | 0  | 0 | 0 | 0  | 0%  |
| NO CANDIDATE        | 0  | 0 | 0 | 0  | 0%  |

END OF REPORT

05-12-2006

2006 COUNTY PRIMARY ELECTION

TIME : 14:55:38

REPORT FOR PRECINCT 7 - BLOOMINGTON 7

PAGE : 1

VOTES FOR REPUBLICAN PARTY

# OF ELECTRONIC VOTES : 186

# OF ABSENTEE BALLOTS : 41

# OF PAPER BALLOTS : 0

TOTAL VOTES = 227

TURNOUT = 19.39% OF 1171 REGISTERED

OFFICE RESPONSE

----- V O T E S -----  
MACHINE ABSENT PAPER TOTAL %

FEDERAL & STATE OFFICES

UNITED STATES SENATOR

VOTES = 117

\* RICHARD G. LUGAR

91 26 0 117 100%

UNITED STATES REPRESENTATIVE  
DISTRICT 9

VOTES = 112

SAM SCHULTZ

15 8 0 23 21%

\* MIKE SODREL

69 20 0 89 79%

LEGISLATIVE OFFICES

STATE REPRESENTATIVE  
DISTRICT 61

VOTES = 90

\* ADRIANNE DUNLAP

68 22 0 90 100%

CIRCUIT OFFICES & COUNTY JUDICIAL OFFICES

JUDGE OF THE 10TH JUDICIAL CIRCUIT COURT  
SEAT 2

VOTES = 97

\* MARC R. KELLAMS

76 21 0 97 100%

JUDGE OF THE 10TH JUDICIAL CIRCUIT COURT  
SEAT 3

VOTES = 122

\* FRANCES (FRANCIE) HILL

36 12 0 48 39%

HERB KILMER

25 7 0 32 26%

BRET RAPER

34 8 0 42 34%

JUDGE OF THE 10TH JUDICIAL CIRCUIT COURT  
SEAT 8

VOTES = 92

\* JEFFREY A. CHALFANT

69 23 0 92 100%

PROSECUTING ATTORNEY  
10TH CIRCUIT

VOTES = 103

\* CARL A. SALZMANN

80 23 0 103 100%

05-12-2006

2006 COUNTY PRIMARY ELECTION

TIME : 14:55:38

REPORT FOR PRECINCT 7 - BLOOMINGTON 7

PAGE : 2

VOTES FOR REPUBLICAN PARTY

# OF ELECTRONIC VOTES : 186

# OF ABSENTEE BALLOTS : 41

# OF PAPER BALLOTS : 0

TOTAL VOTES = 227

TURNOUT = 19.39% OF 1171 REGISTERED

OFFICE  
RESPONSE

----- VOTES -----  
MACHINE ABSENT PAPER TOTAL %

CLERK OF THE CIRCUIT COURT

VOTES = 106

\* JIM FIELDER

82 24 0 106 100%

COUNTY OFFICES

COUNTY RECORDER

VOTES = 109

\* PAT HALEY

85 24 0 109 100%

COUNTY SHERIFF

VOTES = 115

LARRY BIZZARI

13 5 0 18 16%

WILLIAM L. (BILL) BRAND, JR.

5 5 0 10 9%

BRIAN R. MOBLEY

22 5 0 27 23%

\* BRAD SWAIN

48 12 0 60 52%

COUNTY ASSESSOR

VOTES = 0

\* NO CANDIDATE

0 0 0 0 0%

COUNTY COMMISSIONER  
DISTRICT 1

VOTES = 98

\* JEFF ELLINGTON

76 22 0 98 100%

COUNTY COUNCIL  
DISTRICT 3

VOTES = 102

\* MARTHA "MARTY" HAWK

83 19 0 102 100%

TOWNSHIP OFFICES

BLOOMINGTON TOWNSHIP ASSESSOR

VOTES = 0

\* NO CANDIDATE

0 0 0 0 0%

BLOOMINGTON TOWNSHIP TRUSTEE

VOTES = 106

ANTHONY S. BRUNER

33 8 0 41 39%

\* DEXTER LUCK

48 17 0 65 61%

05-12-2006

2006 COUNTY PRIMARY ELECTION

TIME : 14:55:38

REPORT FOR PRECINCT 7 - BLOOMINGTON 7

PAGE : 3

VOTES FOR REPUBLICAN PARTY

# OF ELECTRONIC VOTES : 186

# OF ABSENTEE BALLOTS : 41

# OF PAPER BALLOTS : 0

TOTAL VOTES = 227

TURNOUT = 19.39% OF 1171 REGISTERED

OFFICE

----- VOTES -----

RESPONSE

MACHINE ABSENT PAPER TOTAL %

BLOOMINGTON TOWNSHIP BOARD

VOTES = 157

|                  |    |    |   |     |     |
|------------------|----|----|---|-----|-----|
| * ROBERT NAYLOR  | 78 | 24 | 0 | 102 | 65% |
| * SCOTT C. TIBBS | 40 | 15 | 0 | 55  | 35% |
| * NO CANDIDATE   | 0  | 0  | 0 | 0   | 0%  |

PARTY OFFICES

PRECINCT COMMITTEEMAN  
BLOOMINGTON 7

VOTES = 0

|                |   |   |   |   |    |
|----------------|---|---|---|---|----|
| * NO CANDIDATE | 0 | 0 | 0 | 0 | 0% |
|----------------|---|---|---|---|----|

STATE CONVENTION DELEGATE  
DISTRICT 2

VOTES = 370

|                    |    |    |   |    |     |
|--------------------|----|----|---|----|-----|
| * BARBARA M. CLARK | 69 | 18 | 0 | 87 | 24% |
| * SUSAN ELKINS     | 57 | 19 | 0 | 76 | 21% |
| RICHARD A. HICKMAN | 49 | 19 | 0 | 68 | 18% |
| DAVID SHUEE        | 46 | 18 | 0 | 64 | 17% |
| * SCOTT C. TIBBS   | 58 | 17 | 0 | 75 | 20% |
| NO CANDIDATE       | 0  | 0  | 0 | 0  | 0%  |
| NO CANDIDATE       | 0  | 0  | 0 | 0  | 0%  |
| NO CANDIDATE       | 0  | 0  | 0 | 0  | 0%  |
| NO CANDIDATE       | 0  | 0  | 0 | 0  | 0%  |
| NO CANDIDATE       | 0  | 0  | 0 | 0  | 0%  |

VOTES FOR DEMOCRATIC PARTY

# OF ELECTRONIC VOTES : 186

# OF ABSENTEE BALLOTS : 41

# OF PAPER BALLOTS : 0

TOTAL VOTES = 227

TURNOUT = 19.39% OF 1171 REGISTERED

OFFICE  
RESPONSE

----- V O T E S -----

MACHINE ABSENT PAPER TOTAL %

FEDERAL & STATE OFFICES

UNITED STATES SENATOR

VOTES = 0

\* NO CANDIDATE

0 0 0 0 0%

UNITED STATES REPRESENTATIVE  
DISTRICT 9

VOTES = 91

GRETCHEN CLEARWATER

25 4 0 29 32%

\* BARON P. HILL

52 8 0 60 66%

JOHN (COSMO) HOCKERSMITH

1 0 0 1 1%

LENDALL B. TERRY

1 0 0 1 1%

LEGISLATIVE OFFICES

STATE REPRESENTATIVE  
DISTRICT 61

VOTES = 68

\* MATT PIERCE

57 11 0 68 100%

CIRCUIT OFFICES & COUNTY JUDICIAL OFFICES

JUDGE OF THE 10TH JUDICIAL CIRCUIT COURT  
SEAT 2

VOTES = 0

\* NO CANDIDATE

0 0 0 0 0%

JUDGE OF THE 10TH JUDICIAL CIRCUIT COURT  
SEAT 3

VOTES = 94

\* VALERI HAUGHTON

41 5 0 46 49%

ALPHONSO (AL) MANNS

6 0 0 6 6%

ROBERT T. MILLER

34 8 0 42 45%

JUDGE OF THE 10TH JUDICIAL CIRCUIT COURT  
SEAT 8

VOTES = 62

\* TERESA HARPER

54 8 0 62 100%

PROSECUTING ATTORNEY  
10TH CIRCUIT

VOTES = 61

\* CHRIS GAAL

53 8 0 61 100%



VOTES FOR DEMOCRATIC PARTY

# OF ELECTRONIC VOTES : 186

# OF ABSENTEE BALLOTS : 41

# OF PAPER BALLOTS : 0

TOTAL VOTES = 227

TURNOUT = 19.39% OF 1171 REGISTERED

OFFICE  
RESPONSE

----- V O T E S -----  
MACHINE ABSENT PAPER TOTAL %

CLERK OF THE CIRCUIT COURT

VOTES = 0

\* NO CANDIDATE

0 0 0 0 0%

COUNTY OFFICES

COUNTY RECORDER

VOTES = 58

\* SAM ALLISON

50 8 0 58 100%

COUNTY SHERIFF

VOTES = 95

WILLIAM H. BROWN

17 2 0 19 20%

\* JAMES L. (JIM) KENNEDY

47 8 0 55 58%

LARRY SMITH

18 3 0 21 22%

COUNTY ASSESSOR

VOTES = 69

\* JUDITH A. SHARP

60 9 0 69 100%

COUNTY COMMISSIONER  
DISTRICT 1

VOTES = 71

\* PATRICK STOFFERS

45 4 0 49 69%

JAYSON A. TATLOCK

16 6 0 22 31%

COUNTY COUNCIL  
DISTRICT 3

VOTES = 75

\* MARK STOOPS

43 5 0 48 64%

TROY THOMAS

23 4 0 27 36%

TOWNSHIP OFFICES

BLOOMINGTON TOWNSHIP ASSESSOR

VOTES = 72

\* JAMES K. BRINEGAR

40 7 0 47 65%

THOMAS TEAGUE

24 1 0 25 35%

BLOOMINGTON TOWNSHIP TRUSTEE

VOTES = 65

\* NANCY L. BRINEGAR

58 7 0 65 100%

VOTES FOR DEMOCRATIC PARTY

# OF ELECTRONIC VOTES : 186

# OF ABSENTEE BALLOTS : 41

# OF PAPER BALLOTS : 0

TOTAL VOTES = 227

TURNOUT = 19.39% OF 1171 REGISTERED

OFFICE

----- V O T E S -----

RESPONSE

MACHINE ABSENT PAPER TOTAL %

BLOOMINGTON TOWNSHIP BOARD

VOTES = 146

|                     |    |   |   |    |     |
|---------------------|----|---|---|----|-----|
| DAWN ALLEN          | 36 | 6 | 0 | 42 | 29% |
| BARBARA E. MCKINNEY | 41 | 6 | 0 | 47 | 32% |
| * BILL STURBAUM     | 49 | 8 | 0 | 57 | 39% |

PARTY OFFICES

PRECINCT COMMITTEEMAN

VOTES = 56

BLOOMINGTON 7

|               |    |   |   |    |      |
|---------------|----|---|---|----|------|
| * TROY THOMAS | 50 | 6 | 0 | 56 | 100% |
|---------------|----|---|---|----|------|

STATE CONVENTION DELEGATE

VOTES = 208

DISTRICT 2

|                   |    |   |   |    |     |
|-------------------|----|---|---|----|-----|
| SCOTT ALBER       | 30 | 4 | 0 | 34 | 16% |
| JERRY R. BURTON   | 40 | 5 | 0 | 45 | 22% |
| CHAIM JULIAN      | 34 | 4 | 0 | 38 | 18% |
| LOIS SABO-SKELTON | 40 | 5 | 0 | 45 | 22% |
| * TROY THOMAS     | 40 | 6 | 0 | 46 | 22% |
| NO CANDIDATE      | 0  | 0 | 0 | 0  | 0%  |
| NO CANDIDATE      | 0  | 0 | 0 | 0  | 0%  |
| NO CANDIDATE      | 0  | 0 | 0 | 0  | 0%  |
| NO CANDIDATE      | 0  | 0 | 0 | 0  | 0%  |
| NO CANDIDATE      | 0  | 0 | 0 | 0  | 0%  |
| NO CANDIDATE      | 0  | 0 | 0 | 0  | 0%  |
| NO CANDIDATE      | 0  | 0 | 0 | 0  | 0%  |
| NO CANDIDATE      | 0  | 0 | 0 | 0  | 0%  |
| NO CANDIDATE      | 0  | 0 | 0 | 0  | 0%  |
| NO CANDIDATE      | 0  | 0 | 0 | 0  | 0%  |
| NO CANDIDATE      | 0  | 0 | 0 | 0  | 0%  |
| NO CANDIDATE      | 0  | 0 | 0 | 0  | 0%  |

END OF REPORT

05-12-2006

2006 COUNTY PRIMARY ELECTION

TIME : 14:55:38

REPORT FOR PRECINCT 8 - BLOOMINGTON 8

PAGE : 1

VOTES FOR REPUBLICAN PARTY

# OF ELECTRONIC VOTES : 224

# OF ABSENTEE BALLOTS : 24

# OF PAPER BALLOTS : 0

TOTAL VOTES = 248

TURNOUT = 21.25% OF 1167 REGISTERED

OFFICE  
RESPONSE

----- V O T E S -----  
MACHINE ABSENT PAPER TOTAL %

FEDERAL & STATE OFFICES

UNITED STATES SENATOR

VOTES = 86

\* RICHARD G. LUGAR

78 8 0 86 100%

UNITED STATES REPRESENTATIVE  
DISTRICT 9

VOTES = 90

SAM SCHULTZ

21 1 0 22 24%

\* MIKE SODREL

60 8 0 68 76%

LEGISLATIVE OFFICES

STATE REPRESENTATIVE  
DISTRICT 61

VOTES = 68

\* ADRIANNE DUNLAP

62 6 0 68 100%

CIRCUIT OFFICES & COUNTY JUDICIAL OFFICES

JUDGE OF THE 10TH JUDICIAL CIRCUIT COURT  
SEAT 2

VOTES = 73

\* MARC R. KELLAMS

66 7 0 73 100%

JUDGE OF THE 10TH JUDICIAL CIRCUIT COURT  
SEAT 3

VOTES = 99

\* FRANCES (FRANCIE) HILL

46 4 0 50 51%

HERB KILMER

26 5 0 31 31%

BRET RAPER

17 1 0 18 18%

JUDGE OF THE 10TH JUDICIAL CIRCUIT COURT  
SEAT 8

VOTES = 73

\* JEFFREY A. CHALFANT

65 8 0 73 100%

PROSECUTING ATTORNEY  
10TH CIRCUIT

VOTES = 77

\* CARL A. SALZMANN

70 7 0 77 100%

VOTES FOR REPUBLICAN PARTY

# OF ELECTRONIC VOTES : 224

# OF ABSENTEE BALLOTS : 24

# OF PAPER BALLOTS : 0

TOTAL VOTES = 248

TURNOUT = 21.25% OF 1167 REGISTERED

OFFICE  
RESPONSE

----- V O T E S -----  
MACHINE ABSENT PAPER TOTAL %

CLERK OF THE CIRCUIT COURT

VOTES = 78

\* JIM FIELDER

70 8 0 78 100%

COUNTY OFFICES

COUNTY RECORDER

VOTES = 85

\* PAT HALEY

77 8 0 85 100%

COUNTY SHERIFF

VOTES = 86

LARRY BIZZARI

17 3 0 20 23%

WILLIAM L. (BILL) BRAND, JR.

9 3 0 12 14%

BRIAN R. MOBLEY

13 0 0 13 15%

\* BRAD SWAIN

37 4 0 41 48%

COUNTY ASSESSOR

VOTES = 0

\* NO CANDIDATE

0 0 0 0 0%

COUNTY COMMISSIONER  
DISTRICT 1

VOTES = 72

\* JEFF ELLINGTON

64 8 0 72 100%

COUNTY COUNCIL  
DISTRICT 3

VOTES = 76

\* MARTHA "MARTY" HAWK

68 8 0 76 100%

TOWNSHIP OFFICES

BLOOMINGTON TOWNSHIP ASSESSOR

VOTES = 0

\* NO CANDIDATE

0 0 0 0 0%

BLOOMINGTON TOWNSHIP TRUSTEE

VOTES = 80

\* ANTHONY S. BRUNER

39 3 0 42 52%

DEXTER LUCK

33 5 0 38 48%

05-12-2006

2006 COUNTY PRIMARY ELECTION

TIME : 14:55:38

REPORT FOR PRECINCT 8 - BLOOMINGTON 8

PAGE : 3

VOTES FOR REPUBLICAN PARTY

# OF ELECTRONIC VOTES : 224

# OF ABSENTEE BALLOTS : 24

# OF PAPER BALLOTS : 0

TOTAL VOTES = 248

TURNOUT = 21.25% OF 1167 REGISTERED

OFFICE  
RESPONSE

----- V O T E S -----  
MACHINE ABSENT PAPER TOTAL %

BLOOMINGTON TOWNSHIP BOARD

VOTES = 112

|                  |    |   |   |    |     |
|------------------|----|---|---|----|-----|
| * ROBERT NAYLOR  | 66 | 6 | 0 | 72 | 64% |
| * SCOTT C. TIBBS | 34 | 6 | 0 | 40 | 36% |
| * NO CANDIDATE   | 0  | 0 | 0 | 0  | 0%  |

PARTY OFFICES

PRECINCT COMMITTEEMAN  
BLOOMINGTON 8

VOTES = 75

|                            |    |   |   |    |     |
|----------------------------|----|---|---|----|-----|
| NANCY GANKA                | 36 | 1 | 0 | 37 | 49% |
| * BERNICE K. THRASHER LUCK | 31 | 7 | 0 | 38 | 51% |

STATE CONVENTION DELEGATE  
DISTRICT 2

VOTES = 278

|                      |    |   |   |    |     |
|----------------------|----|---|---|----|-----|
| * BARBARA M. CLARK   | 64 | 7 | 0 | 71 | 26% |
| * SUSAN ELKINS       | 53 | 4 | 0 | 57 | 21% |
| * RICHARD A. HICKMAN | 49 | 6 | 0 | 55 | 20% |
| DAVID SHUEE          | 42 | 5 | 0 | 47 | 17% |
| * SCOTT C. TIBBS     | 43 | 5 | 0 | 48 | 17% |
| NO CANDIDATE         | 0  | 0 | 0 | 0  | 0%  |
| NO CANDIDATE         | 0  | 0 | 0 | 0  | 0%  |
| NO CANDIDATE         | 0  | 0 | 0 | 0  | 0%  |
| NO CANDIDATE         | 0  | 0 | 0 | 0  | 0%  |
| NO CANDIDATE         | 0  | 0 | 0 | 0  | 0%  |

05-12-2006

2006 COUNTY PRIMARY ELECTION

TIME : 14:55:38

REPORT FOR PRECINCT 8 - BLOOMINGTON 8

PAGE : 4

VOTES FOR DEMOCRATIC PARTY

# OF ELECTRONIC VOTES : 224

# OF ABSENTEE BALLOTS : 24

# OF PAPER BALLOTS : 0

TOTAL VOTES = 248

TURNOUT = 21.25% OF 1167 REGISTERED

OFFICE  
RESPONSE

----- V O T E S -----  
MACHINE ABSENT PAPER TOTAL %

FEDERAL & STATE OFFICES

UNITED STATES SENATOR

VOTES = 0

\* NO CANDIDATE

0 0 0 0 0%

UNITED STATES REPRESENTATIVE  
DISTRICT 9

VOTES = 139

GRETCHEN CLEARWATER

59 3 0 62 45%

\* BARON P. HILL

62 9 0 71 51%

JOHN (COSMO) HOCKERSMITH

3 0 0 3 2%

LENDALL B. TERRY

2 1 0 3 2%

LEGISLATIVE OFFICES

STATE REPRESENTATIVE  
DISTRICT 61

VOTES = 116

\* MATT PIERCE

105 11 0 116 100%

CIRCUIT OFFICES & COUNTY JUDICIAL OFFICES

JUDGE OF THE 10TH JUDICIAL CIRCUIT COURT  
SEAT 2

VOTES = 0

\* NO CANDIDATE

0 0 0 0 0%

JUDGE OF THE 10TH JUDICIAL CIRCUIT COURT  
SEAT 3

VOTES = 135

VALERI HAUGHTON

50 4 0 54 40%

ALPHONSO (AL) MANNS

17 1 0 18 13%

\* ROBERT T. MILLER

54 9 0 63 47%

JUDGE OF THE 10TH JUDICIAL CIRCUIT COURT  
SEAT 8

VOTES = 97

\* TERESA HARPER

86 11 0 97 100%

PROSECUTING ATTORNEY  
10TH CIRCUIT

VOTES = 103

\* CHRIS GAAL

94 9 0 103 100%

VOTES FOR DEMOCRATIC PARTY

# OF ELECTRONIC VOTES : 224

# OF ABSENTEE BALLOTS : 24

# OF PAPER BALLOTS : 0

TOTAL VOTES = 248

TURNOUT = 21.25% OF 1167 REGISTERED

OFFICE  
RESPONSE

----- V O T E S -----  
MACHINE ABSENT PAPER TOTAL %

CLERK OF THE CIRCUIT COURT

VOTES = 0

\* NO CANDIDATE

0 0 0 0 0%

COUNTY OFFICES

COUNTY RECORDER

VOTES = 91

\* SAM ALLISON

81 10 0 91 100%

COUNTY SHERIFF

VOTES = 138

WILLIAM H. BROWN

19 4 0 23 17%

\* JAMES L. (JIM) KENNEDY

55 7 0 62 45%

LARRY SMITH

50 3 0 53 38%

COUNTY ASSESSOR

VOTES = 101

\* JUDITH A. SHARP

90 11 0 101 100%

COUNTY COMMISSIONER  
DISTRICT 1

VOTES = 99

\* PATRICK STOFFERS

58 5 0 63 64%

JAYSON A. TATLOCK

31 5 0 36 36%

COUNTY COUNCIL  
DISTRICT 3

VOTES = 130

\* MARK STOOPS

84 9 0 93 72%

TROY THOMAS

33 4 0 37 28%

TOWNSHIP OFFICES

BLOOMINGTON TOWNSHIP ASSESSOR

VOTES = 122

\* JAMES K. BRINEGAR

77 9 0 86 70%

THOMAS TEAGUE

33 3 0 36 30%

BLOOMINGTON TOWNSHIP TRUSTEE

VOTES = 110

\* NANCY L. BRINEGAR

98 12 0 110 100%

VOTES FOR DEMOCRATIC PARTY

# OF ELECTRONIC VOTES : 224

# OF ABSENTEE BALLOTS : 24

# OF PAPER BALLOTS : 0

TOTAL VOTES = 248

TURNOUT = 21.25% OF 1167 REGISTERED

|          |                       |        |       |         |
|----------|-----------------------|--------|-------|---------|
| OFFICE   | ----- V O T E S ----- |        |       |         |
| RESPONSE | MACHINE               | ABSENT | PAPER | TOTAL % |

BLOOMINGTON TOWNSHIP BOARD

VOTES = 257

|                     |    |    |   |    |     |
|---------------------|----|----|---|----|-----|
| DAWN ALLEN          | 68 | 10 | 0 | 78 | 30% |
| BARBARA E. MCKINNEY | 76 | 8  | 0 | 84 | 33% |
| * BILL STURBAUM     | 84 | 11 | 0 | 95 | 37% |

PARTY OFFICES

PRECINCT COMMITTEEMAN  
BLOOMINGTON 8

VOTES = 0

|                |   |   |   |   |    |
|----------------|---|---|---|---|----|
| * NO CANDIDATE | 0 | 0 | 0 | 0 | 0% |
|----------------|---|---|---|---|----|

STATE CONVENTION DELEGATE  
DISTRICT 2

VOTES = 371

|                     |    |   |   |    |     |
|---------------------|----|---|---|----|-----|
| SCOTT ALBER         | 64 | 6 | 0 | 70 | 19% |
| JERRY R. BURTON     | 72 | 5 | 0 | 77 | 21% |
| CHAIM JULIAN        | 64 | 6 | 0 | 70 | 19% |
| * LOIS SABO-SKELTON | 78 | 8 | 0 | 86 | 23% |
| TROY THOMAS         | 64 | 4 | 0 | 68 | 18% |
| NO CANDIDATE        | 0  | 0 | 0 | 0  | 0%  |
| NO CANDIDATE        | 0  | 0 | 0 | 0  | 0%  |
| NO CANDIDATE        | 0  | 0 | 0 | 0  | 0%  |
| NO CANDIDATE        | 0  | 0 | 0 | 0  | 0%  |
| NO CANDIDATE        | 0  | 0 | 0 | 0  | 0%  |
| NO CANDIDATE        | 0  | 0 | 0 | 0  | 0%  |
| NO CANDIDATE        | 0  | 0 | 0 | 0  | 0%  |
| NO CANDIDATE        | 0  | 0 | 0 | 0  | 0%  |
| NO CANDIDATE        | 0  | 0 | 0 | 0  | 0%  |
| NO CANDIDATE        | 0  | 0 | 0 | 0  | 0%  |
| NO CANDIDATE        | 0  | 0 | 0 | 0  | 0%  |

END OF REPORT



05-12-2006

2006 COUNTY PRIMARY ELECTION

TIME : 14:55:38

REPORT FOR PRECINCT 9 - BLOOMINGTON 9

PAGE : 1

# OF ELECTRONIC VOTES : 9

VOTES FOR REPUBLICAN PARTY

# OF ABSENTEE BALLOTS : 1  
# OF PAPER BALLOTS : 0

TOTAL VOTES = 10

TURNOUT = 0.46% OF 2169 REGISTERED

OFFICE  
RESPONSE

----- V O T E S -----  
MACHINE ABSENT PAPER TOTAL %

FEDERAL & STATE OFFICES

UNITED STATES SENATOR

VOTES = 2

\* RICHARD G. LUGAR

1 1 0 2 100%

UNITED STATES REPRESENTATIVE  
DISTRICT 9

VOTES = 2

\* SAM SCHULTZ

0 1 0 1 50%

\* MIKE SODREL

1 0 0 1 50%

THIS OFFICE HAS A TIE!!!

LEGISLATIVE OFFICES

STATE REPRESENTATIVE  
DISTRICT 61

VOTES = 2

\* ADRIANNE DUNLAP

1 1 0 2 100%

CIRCUIT OFFICES & COUNTY JUDICIAL OFFICES

JUDGE OF THE 10TH JUDICIAL CIRCUIT COURT  
SEAT 2

VOTES = 2

\* MARC R. KELLAMS

1 1 0 2 100%

JUDGE OF THE 10TH JUDICIAL CIRCUIT COURT  
SEAT 3

VOTES = 1

FRANCES (FRANCIE) HILL

HERB KILMER

0 0 0 0 0%

\* BRET RAPER

0 0 0 0 0%  
1 0 0 1 100%

JUDGE OF THE 10TH JUDICIAL CIRCUIT COURT  
SEAT 8

VOTES = 2

\* JEFFREY A. CHALFANT

1 1 0 2 100%

PROSECUTING ATTORNEY  
10TH CIRCUIT

VOTES = 2

\* CARL A. SALZMANN

1 1 0 2 100%

VOTES FOR REPUBLICAN PARTY

# OF ELECTRONIC VOTES : 9

# OF ABSENTEE BALLOTS : 1

# OF PAPER BALLOTS : 0

TOTAL VOTES = 10

TURNOUT = 0.46% OF 2169 REGISTERED

OFFICE RESPONSE

----- V O T E S -----  
MACHINE ABSENT PAPER TOTAL %

CLERK OF THE CIRCUIT COURT

VOTES = 2

\* JIM FIELDER

1 1 0 2 100%

COUNTY OFFICES

COUNTY RECORDER

VOTES = 2

\* PAT HALEY

1 1 0 2 100%

COUNTY SHERIFF

VOTES = 2

\* LARRY BIZZARI

0 1 0 1 50%

\* WILLIAM L. (BILL) BRAND, JR.

1 0 0 1 50%

BRIAN R. MOBLEY

0 0 0 0 0%

BRAD SWAIN

0 0 0 0 0%

THIS OFFICE HAS A TIE!!!

COUNTY ASSESSOR

VOTES = 0

\* NO CANDIDATE

0 0 0 0 0%

COUNTY COMMISSIONER  
DISTRICT 1

VOTES = 2

\* JEFF ELLINGTON

1 1 0 2 100%

COUNTY COUNCIL  
DISTRICT 4

VOTES = 0

\* NO CANDIDATE

0 0 0 0 0%

TOWNSHIP OFFICES

BLOOMINGTON TOWNSHIP ASSESSOR

VOTES = 0

\* NO CANDIDATE

0 0 0 0 0%

BLOOMINGTON TOWNSHIP TRUSTEE

VOTES = 2

\* ANTHONY S. BRUNER

1 1 0 2 100%

DEXTER LUCK

0 0 0 0 0%

VOTES FOR DEMOCRATIC PARTY

|                         |    |                         |   |
|-------------------------|----|-------------------------|---|
| # OF ELECTRONIC VOTES : | 10 | # OF ABSENTEE BALLOTS : | 0 |
|                         |    | # OF PAPER BALLOTS :    | 0 |

TOTAL VOTES = 10  
 TURNOUT = 0.69% OF 1448 REGISTERED

|          |                       |        |       |         |
|----------|-----------------------|--------|-------|---------|
| OFFICE   | ----- V O T E S ----- |        |       |         |
| RESPONSE | MACHINE               | ABSENT | PAPER | TOTAL % |

|                            |           |   |   |      |
|----------------------------|-----------|---|---|------|
| CLERK OF THE CIRCUIT COURT | VOTES = 0 |   |   |      |
| * NO CANDIDATE             | 0         | 0 | 0 | 0 0% |

COUNTY OFFICES

|                 |           |   |   |        |
|-----------------|-----------|---|---|--------|
| COUNTY RECORDER | VOTES = 9 |   |   |        |
| * SAM ALLISON   | 9         | 0 | 0 | 9 100% |

|                        |           |   |   |       |
|------------------------|-----------|---|---|-------|
| COUNTY SHERIFF         | VOTES = 9 |   |   |       |
| * WILLIAM H. BROWN     | 4         | 0 | 0 | 4 44% |
| JAMES L. (JIM) KENNEDY | 2         | 0 | 0 | 2 22% |
| LARRY SMITH            | 3         | 0 | 0 | 3 33% |

|                   |           |   |   |        |
|-------------------|-----------|---|---|--------|
| COUNTY ASSESSOR   | VOTES = 9 |   |   |        |
| * JUDITH A. SHARP | 9         | 0 | 0 | 9 100% |

|                                   |           |   |   |       |
|-----------------------------------|-----------|---|---|-------|
| COUNTY COMMISSIONER<br>DISTRICT 1 | VOTES = 7 |   |   |       |
| * PATRICK STOFFERS                | 4         | 0 | 0 | 4 57% |
| JAYSON A. TATLOCK                 | 3         | 0 | 0 | 3 43% |

|                              |           |   |   |       |
|------------------------------|-----------|---|---|-------|
| COUNTY COUNCIL<br>DISTRICT 3 | VOTES = 8 |   |   |       |
| * MARK STOOPS                | 6         | 0 | 0 | 6 75% |
| TROY THOMAS                  | 2         | 0 | 0 | 2 25% |

TOWNSHIP OFFICES

|                               |           |   |   |       |
|-------------------------------|-----------|---|---|-------|
| BLOOMINGTON TOWNSHIP ASSESSOR | VOTES = 6 |   |   |       |
| * JAMES K. BRINEGAR           | 4         | 0 | 0 | 4 67% |
| THOMAS TEAGUE                 | 2         | 0 | 0 | 2 33% |

|                              |           |   |   |        |
|------------------------------|-----------|---|---|--------|
| BLOOMINGTON TOWNSHIP TRUSTEE | VOTES = 8 |   |   |        |
| * NANCY L. BRINEGAR          | 8         | 0 | 0 | 8 100% |

05-12-2006

2006 COUNTY PRIMARY ELECTION

TIME : 14:55:38

REPORT FOR PRECINCT 11 - BLOOMINGTON 11

PAGE : 6

VOTES FOR DEMOCRATIC PARTY

# OF ELECTRONIC VOTES : 10

# OF ABSENTEE BALLOTS : 0

# OF PAPER BALLOTS : 0

TOTAL VOTES = 10

TURNOUT = 0.69% OF 1448 REGISTERED

OFFICE  
RESPONSE

----- V O T E S -----  
MACHINE ABSENT PAPER TOTAL %

BLOOMINGTON TOWNSHIP BOARD

VOTES = 13

DAWN ALLEN

4 0 0 4 31%

BARBARA E. MCKINNEY

4 0 0 4 31%

\* BILL STURBAUM

5 0 0 5 38%

PARTY OFFICES

PRECINCT COMMITTEEMAN  
BLOOMINGTON 11

VOTES = 0

\* NO CANDIDATE

0 0 0 0 0%

STATE CONVENTION DELEGATE  
DISTRICT 2

VOTES = 27

SCOTT ALBER

5 0 0 5 19%

JERRY R. BURTON

5 0 0 5 19%

CHAIM JULIAN

5 0 0 5 19%

\* LOIS SABO-SKELTON

7 0 0 7 26%

TROY THOMAS

5 0 0 5 19%

NO CANDIDATE

0 0 0 0 0%

NO CANDIDATE

0 0 0 0 0%

NO CANDIDATE

0 0 0 0 0%

NO CANDIDATE

0 0 0 0 0%

NO CANDIDATE

0 0 0 0 0%

NO CANDIDATE

0 0 0 0 0%

NO CANDIDATE

0 0 0 0 0%

NO CANDIDATE

0 0 0 0 0%

NO CANDIDATE

0 0 0 0 0%

NO CANDIDATE

0 0 0 0 0%

NO CANDIDATE

0 0 0 0 0%

END OF REPORT







# OF ELECTRONIC VOTES : 75

VOTES FOR DEMOCRATIC PARTY

# OF ABSENTEE BALLOTS : 10  
# OF PAPER BALLOTS : 0

TOTAL VOTES = 85

TURNOUT = 10.69% OF 795 REGISTERED

OFFICE RESPONSE

----- VOTES -----  
MACHINE ABSENT PAPER TOTAL %

FEDERAL & STATE OFFICES

UNITED STATES SENATOR

VOTES = 0

\* NO CANDIDATE

0 0 0 0 0%

UNITED STATES REPRESENTATIVE  
DISTRICT 9

VOTES = 59

GRETCHEN CLEARWATER

\* BARON P. HILL

21 2 0 23 39%

JOHN (COSMO) HOCKERSMITH

31 3 0 34 58%

LENDALL B. TERRY

1 0 0 1 2%

0 1 0 1 2%

LEGISLATIVE OFFICES

STATE REPRESENTATIVE  
DISTRICT 61

VOTES = 55

\* MATT PIERCE

49 6 0 55 100%

CIRCUIT OFFICES & COUNTY JUDICIAL OFFICES

JUDGE OF THE 10TH JUDICIAL CIRCUIT COURT  
SEAT 2

VOTES = 0

\* NO CANDIDATE

0 0 0 0 0%

JUDGE OF THE 10TH JUDICIAL CIRCUIT COURT  
SEAT 3

VOTES = 60

\* VALERI HAUGHTON

ALPHONSO (AL) MANNS

32 4 0 36 60%

ROBERT T. MILLER

5 0 0 5 8%

17 2 0 19 32%

JUDGE OF THE 10TH JUDICIAL CIRCUIT COURT  
SEAT 8

VOTES = 45

\* TERESA HARPER

39 6 0 45 100%

PROSECUTING ATTORNEY  
10TH CIRCUIT

VOTES = 59

\* CHRIS GAAL

53 6 0 59 100%



05-12-2006

2006 COUNTY PRIMARY ELECTION

TIME : 14:55:38

REPORT FOR PRECINCT 12 - BLOOMINGTON 12

PAGE : 5

VOTES FOR DEMOCRATIC PARTY

# OF ELECTRONIC VOTES : 75

# OF ABSENTEE BALLOTS : 10

# OF PAPER BALLOTS : 0

TOTAL VOTES = 85

TURNOUT = 10.69% OF 795 REGISTERED

OFFICE RESPONSE

----- V O T E S -----  
MACHINE ABSENT PAPER TOTAL %

CLERK OF THE CIRCUIT COURT

VOTES = 0

\* NO CANDIDATE

0 0 0 0 0%

COUNTY OFFICES

COUNTY RECORDER

VOTES = 51

\* SAM ALLISON

45 6 0 51 100%

COUNTY SHERIFF

VOTES = 60

WILLIAM H. BROWN

6 1 0 7 12%

\* JAMES L. (JIM) KENNEDY

38 5 0 43 72%

LARRY SMITH

10 0 0 10 17%

COUNTY ASSESSOR

VOTES = 47

\* JUDITH A. SHARP

41 6 0 47 100%

COUNTY COMMISSIONER  
DISTRICT 1

VOTES = 45

\* PATRICK STOFFERS

27 6 0 33 73%

JAYSON A. TATLOCK

12 0 0 12 27%

COUNTY COUNCIL  
DISTRICT 1

VOTES = 42

\* VIC KELSON

36 6 0 42 100%

TOWNSHIP OFFICES

BLOOMINGTON TOWNSHIP ASSESSOR

VOTES = 45

\* JAMES K. BRINEGAR

28 6 0 34 76%

THOMAS TEAGUE

11 0 0 11 24%

BLOOMINGTON TOWNSHIP TRUSTEE

VOTES = 47

\* NANCY L. BRINEGAR

41 6 0 47 100%



05-12-2006

2006 COUNTY PRIMARY ELECTION

TIME : 14:55:38

REPORT FOR PRECINCT 13 - BLOOMINGTON 13

PAGE : 1

VOTES FOR REPUBLICAN PARTY

# OF ELECTRONIC VOTES : 29

# OF ABSENTEE BALLOTS : 4

# OF PAPER BALLOTS : 0

TOTAL VOTES = 33

TURNOUT = 2.51% OF 1315 REGISTERED

OFFICE

----- V O T E S -----

RESPONSE

MACHINE ABSENT PAPER TOTAL %

FEDERAL & STATE OFFICES

UNITED STATES SENATOR

VOTES = 3

\* RICHARD G. LUGAR

3 0 0 3 100%

UNITED STATES REPRESENTATIVE  
DISTRICT 9

VOTES = 3

SAM SCHULTZ

1 0 0 1 33%

\* MIKE SODREL

2 0 0 2 67%

LEGISLATIVE OFFICES

STATE REPRESENTATIVE  
DISTRICT 61

VOTES = 1

\* ADRIANNE DUNLAP

1 0 0 1 100%

CIRCUIT OFFICES & COUNTY JUDICIAL OFFICES

JUDGE OF THE 10TH JUDICIAL CIRCUIT COURT  
SEAT 2

VOTES = 2

\* MARC R. KELLAMS

2 0 0 2 100%

JUDGE OF THE 10TH JUDICIAL CIRCUIT COURT  
SEAT 3

VOTES = 2

\* FRANCES (FRANCIE) HILL

1 0 0 1 50%

\* HERB KILMER

1 0 0 1 50%

BRET RAPER

0 0 0 0 0%

THIS OFFICE HAS A TIE!!!

JUDGE OF THE 10TH JUDICIAL CIRCUIT COURT  
SEAT 8

VOTES = 1

\* JEFFREY A. CHALFANT

1 0 0 1 100%

PROSECUTING ATTORNEY  
10TH CIRCUIT

VOTES = 2

\* CARL A. SALZMANN

2 0 0 2 100%

05-12-2006

2006 COUNTY PRIMARY ELECTION

TIME : 14:55:38

REPORT FOR PRECINCT 13 - BLOOMINGTON 13

PAGE : 2

VOTES FOR REPUBLICAN PARTY

# OF ELECTRONIC VOTES : 29

# OF ABSENTEE BALLOTS : 4

# OF PAPER BALLOTS : 0

TOTAL VOTES = 33

TURNOUT = 2.51% OF 1315 REGISTERED

OFFICE  
RESPONSE

----- V O T E S -----  
MACHINE ABSENT PAPER TOTAL %

CLERK OF THE CIRCUIT COURT

VOTES = 2

\* JIM FIELDER

2 0 0 2 100%

COUNTY OFFICES

COUNTY RECORDER

VOTES = 1

\* PAT HALEY

1 0 0 1 100%

COUNTY SHERIFF

VOTES = 1

\* LARRY BIZZARI

1 0 0 1 100%

WILLIAM L. (BILL) BRAND, JR.

0 0 0 0 0%

BRIAN R. MOBLEY

0 0 0 0 0%

BRAD SWAIN

0 0 0 0 0%

COUNTY ASSESSOR

VOTES = 0

\* NO CANDIDATE

0 0 0 0 0%

COUNTY COMMISSIONER  
DISTRICT 1

VOTES = 2

\* JEFF ELLINGTON

2 0 0 2 100%

COUNTY COUNCIL  
DISTRICT 4

VOTES = 0

\* NO CANDIDATE

0 0 0 0 0%

TOWNSHIP OFFICES

BLOOMINGTON TOWNSHIP ASSESSOR

VOTES = 0

\* NO CANDIDATE

0 0 0 0 0%

BLOOMINGTON TOWNSHIP TRUSTEE

VOTES = 1

\* ANTHONY S. BRUNER

1 0 0 1 100%

DEXTER LUCK

0 0 0 0 0%

05-12-2006

2006 COUNTY PRIMARY ELECTION

TIME : 14:55:38

REPORT FOR PRECINCT 13 - BLOOMINGTON 13

PAGE : 3

VOTES FOR REPUBLICAN PARTY

# OF ELECTRONIC VOTES : 29

# OF ABSENTEE BALLOTS : 4

# OF PAPER BALLOTS : 0

TOTAL VOTES = 33

TURNOUT = 2.51% OF 1315 REGISTERED

|          |                       |        |       |         |
|----------|-----------------------|--------|-------|---------|
| OFFICE   | ----- V O T E S ----- |        |       |         |
| RESPONSE | MACHINE               | ABSENT | PAPER | TOTAL % |

BLOOMINGTON TOWNSHIP BOARD

VOTES = 2

|                  |   |   |   |   |     |
|------------------|---|---|---|---|-----|
| * ROBERT NAYLOR  | 1 | 0 | 0 | 1 | 50% |
| * SCOTT C. TIBBS | 1 | 0 | 0 | 1 | 50% |
| * NO CANDIDATE   | 0 | 0 | 0 | 0 | 0%  |

PARTY OFFICES

PRECINCT COMMITTEEMAN  
BLOOMINGTON 13

VOTES = 0

|                |   |   |   |   |    |
|----------------|---|---|---|---|----|
| * NO CANDIDATE | 0 | 0 | 0 | 0 | 0% |
|----------------|---|---|---|---|----|

STATE CONVENTION DELEGATE  
DISTRICT 2

VOTES = 2

|                      |   |   |   |   |     |
|----------------------|---|---|---|---|-----|
| * BARBARA M. CLARK   | 0 | 0 | 0 | 0 | 0%  |
| * SUSAN ELKINS       | 0 | 0 | 0 | 0 | 0%  |
| * RICHARD A. HICKMAN | 0 | 0 | 0 | 0 | 0%  |
| * DAVID SHUEE        | 1 | 0 | 0 | 1 | 50% |
| * SCOTT C. TIBBS     | 1 | 0 | 0 | 1 | 50% |
| * NO CANDIDATE       | 0 | 0 | 0 | 0 | 0%  |
| * NO CANDIDATE       | 0 | 0 | 0 | 0 | 0%  |
| * NO CANDIDATE       | 0 | 0 | 0 | 0 | 0%  |
| * NO CANDIDATE       | 0 | 0 | 0 | 0 | 0%  |
| * NO CANDIDATE       | 0 | 0 | 0 | 0 | 0%  |



VOTES FOR DEMOCRATIC PARTY

# OF ELECTRONIC VOTES : 29 # OF ABSENTEE BALLOTS : 4  
 # OF PAPER BALLOTS : 0

TOTAL VOTES = 33  
 TURNOUT = 2.51% OF 1315 REGISTERED

OFFICE RESPONSE - - - - - V O T E S - - - - -  
 MACHINE ABSENT PAPER TOTAL %

CLERK OF THE CIRCUIT COURT VOTES = 0

\* NO CANDIDATE 0 0 0 0 0%

COUNTY OFFICES

COUNTY RECORDER VOTES = 15

\* SAM ALLISON 12 3 0 15 100%

COUNTY SHERIFF VOTES = 24

WILLIAM H. BROWN 1 0 0 1 4%  
 \* JAMES L. (JIM) KENNEDY 15 1 0 16 67%  
 LARRY SMITH 4 3 0 7 29%

COUNTY ASSESSOR VOTES = 18

\* JUDITH A. SHARP 14 4 0 18 100%

COUNTY COMMISSIONER DISTRICT 1 VOTES = 15

\* PATRICK STOFFERS 8 3 0 11 73%  
 JAYSON A. TATLOCK 4 0 0 4 27%

COUNTY COUNCIL DISTRICT 4 VOTES = 27

BILL HAYDEN 6 0 0 6 22%  
 \* JILL LESH 17 4 0 21 78%

TOWNSHIP OFFICES

BLOOMINGTON TOWNSHIP ASSESSOR VOTES = 18

\* JAMES K. BRINEGAR 10 3 0 13 72%  
 THOMAS TEAGUE 5 0 0 5 28%

BLOOMINGTON TOWNSHIP TRUSTEE VOTES = 17

\* NANCY L. BRINEGAR 14 3 0 17 100%

05-12-2006

2006 COUNTY PRIMARY ELECTION

TIME : 14:55:38

REPORT FOR PRECINCT 13 - BLOOMINGTON 13

PAGE : 6

VOTES FOR DEMOCRATIC PARTY

# OF ELECTRONIC VOTES : 29

# OF ABSENTEE BALLOTS : 4

# OF PAPER BALLOTS : 0

TOTAL VOTES = 33

TURNOUT = 2.51% OF 1315 REGISTERED

OFFICE  
RESPONSE

----- V O T E S -----  
MACHINE ABSENT PAPER TOTAL %

BLOOMINGTON TOWNSHIP BOARD

VOTES = 34

|                     |    |   |   |    |     |
|---------------------|----|---|---|----|-----|
| DAWN ALLEN          | 6  | 1 | 0 | 7  | 21% |
| BARBARA E. MCKINNEY | 10 | 1 | 0 | 11 | 32% |
| * BILL STURBAUM     | 13 | 3 | 0 | 16 | 47% |

PARTY OFFICES

PRECINCT COMMITTEEMAN  
BLOOMINGTON 13

VOTES = 25

|               |    |   |   |    |      |
|---------------|----|---|---|----|------|
| * JILL LESH   | 22 | 3 | 0 | 25 | 100% |
| MIKE McANALLY | 0  | 0 | 0 | 0  | 0%   |

STATE CONVENTION DELEGATE  
DISTRICT 2

VOTES = 61

|                     |    |   |   |    |     |
|---------------------|----|---|---|----|-----|
| SCOTT ALBER         | 10 | 2 | 0 | 12 | 20% |
| JERRY R. BURTON     | 10 | 2 | 0 | 12 | 20% |
| CHAIM JULIAN        | 10 | 2 | 0 | 12 | 20% |
| * LOIS SABO-SKELTON | 14 | 2 | 0 | 16 | 26% |
| TROY THOMAS         | 7  | 2 | 0 | 9  | 15% |
| NO CANDIDATE        | 0  | 0 | 0 | 0  | 0%  |
| NO CANDIDATE        | 0  | 0 | 0 | 0  | 0%  |
| NO CANDIDATE        | 0  | 0 | 0 | 0  | 0%  |
| NO CANDIDATE        | 0  | 0 | 0 | 0  | 0%  |
| NO CANDIDATE        | 0  | 0 | 0 | 0  | 0%  |
| NO CANDIDATE        | 0  | 0 | 0 | 0  | 0%  |
| NO CANDIDATE        | 0  | 0 | 0 | 0  | 0%  |
| NO CANDIDATE        | 0  | 0 | 0 | 0  | 0%  |
| NO CANDIDATE        | 0  | 0 | 0 | 0  | 0%  |
| NO CANDIDATE        | 0  | 0 | 0 | 0  | 0%  |
| NO CANDIDATE        | 0  | 0 | 0 | 0  | 0%  |
| NO CANDIDATE        | 0  | 0 | 0 | 0  | 0%  |

END OF REPORT



05-12-2006

2006 COUNTY PRIMARY ELECTION

TIME : 14:55:38

REPORT FOR PRECINCT 14 - BLOOMINGTON 14

PAGE : 1

VOTES FOR REPUBLICAN PARTY

|                         |    |                         |    |
|-------------------------|----|-------------------------|----|
| # OF ELECTRONIC VOTES : | 83 | # OF ABSENTEE BALLOTS : | 20 |
|                         |    | # OF PAPER BALLOTS :    | 0  |

TOTAL VOTES = 103

TURNOUT = 7.27% OF 1416 REGISTERED

|          |                              |
|----------|------------------------------|
| OFFICE   | ----- V O T E S -----        |
| RESPONSE | MACHINE ABSENT PAPER TOTAL % |

FEDERAL & STATE OFFICES

|                       |            |    |   |         |
|-----------------------|------------|----|---|---------|
| UNITED STATES SENATOR | VOTES = 35 |    |   |         |
| * RICHARD G. LUGAR    | 24         | 11 | 0 | 35 100% |

|  |            |   |   |        |
|--|------------|---|---|--------|
| UNITED STATES REPRESENTATIVE<br>DISTRICT 9 | VOTES = 31 |   |   |        |
| SAM SCHULTZ                                | 5          | 6 | 0 | 11 35% |
| * MIKE SODREL                              | 14         | 6 | 0 | 20 65% |

LEGISLATIVE OFFICES

|                                     |            |    |   |         |
|-------------------------------------|------------|----|---|---------|
| STATE REPRESENTATIVE<br>DISTRICT 61 | VOTES = 30 |    |   |         |
| * ADRIANNE DUNLAP                   | 18         | 12 | 0 | 30 100% |

CIRCUIT OFFICES & COUNTY JUDICIAL OFFICES

|  |            |    |   |         |
|--|------------|----|---|---------|
| JUDGE OF THE 10TH JUDICIAL CIRCUIT COURT<br>SEAT 2 | VOTES = 30 |    |   |         |
| * MARC R. KELLAMS                                  | 18         | 12 | 0 | 30 100% |

|  |            |   |   |        |
|--|------------|---|---|--------|
| JUDGE OF THE 10TH JUDICIAL CIRCUIT COURT<br>SEAT 3 | VOTES = 36 |   |   |        |
| FRANCES (FRANCIE) HILL                             | 10         | 3 | 0 | 13 36% |
| HERB KILMER  | 5          | 2 | 0 | 7 19%  |
| * BRET RAPER                                       | 9          | 7 | 0 | 16 44% |

|  |            |    |   |         |
|--|------------|----|---|---------|
| JUDGE OF THE 10TH JUDICIAL CIRCUIT COURT<br>SEAT 8 | VOTES = 32 |    |   |         |
| * JEFFREY A. CHALFANT                              | 20         | 12 | 0 | 32 100% |

|                                      |            |    |   |         |
|--------------------------------------|------------|----|---|---------|
| PROSECUTING ATTORNEY<br>10TH CIRCUIT | VOTES = 29 |    |   |         |
| * CARL A. SALZMANN                   | 18         | 11 | 0 | 29 100% |

VOTES FOR REPUBLICAN PARTY

# OF ELECTRONIC VOTES : 83 # OF ABSENTEE BALLOTS : 20  
 # OF PAPER BALLOTS : 0

TOTAL VOTES = 103

TURNOUT = 7.27% OF 1416 REGISTERED

OFFICE RESPONSE ----- V O T E S -----  
 MACHINE ABSENT PAPER TOTAL %

CLERK OF THE CIRCUIT COURT

VOTES = 31

\* JIM FIELDER 19 12 0 31 100%

COUNTY OFFICES

COUNTY RECORDER

VOTES = 29

\* PAT HALEY 17 12 0 29 100%

COUNTY SHERIFF

VOTES = 34

LARRY BIZZARI 7 3 0 10 29%

WILLIAM L. (BILL) BRAND, JR. 2 1 0 3 9%

BRIAN R. MOBLEY 3 3 0 6 18%

\* BRAD SWAIN 10 5 0 15 44%

COUNTY ASSESSOR

VOTES = 0

\* NO CANDIDATE 0 0 0 0 0%

COUNTY COMMISSIONER

VOTES = 31

DISTRICT 1

\* JEFF ELLINGTON 20 11 0 31 100%

COUNTY COUNCIL

VOTES = 28

DISTRICT 3

\* MARTHA "MARTY" HAWK 16 12 0 28 100%

TOWNSHIP OFFICES

BLOOMINGTON TOWNSHIP ASSESSOR

VOTES = 0

\* NO CANDIDATE 0 0 0 0 0%

BLOOMINGTON TOWNSHIP TRUSTEE

VOTES = 26

\* ANTHONY S. BRUNER 12 8 0 20 77%

DEXTER LUCK 3 3 0 6 23%





# OF ELECTRONIC VOTES : 83  
 # OF ABSENTEE BALLOTS : 20  
 # OF PAPER BALLOTS : 0

TOTAL VOTES = 103

TURNOUT = 7.27% OF 1416 REGISTERED

----- V O T E S -----

OFFICE RESPONSE

CLERK OF THE CIRCUIT COURT

VOTES = 0

\* NO CANDIDATE

COUNTY OFFICES

0 0 0 0 0%

COUNTY RECORDER

VOTES = 46

\* SAM ALLISON

41 5 0 46 100%

COUNTY SHERIFF

VOTES = 65

WILLIAM H. BROWN

6 3 0 9 14%

\* JAMES L. (JIM) KENNEDY

34 2 0 36 55%

LARRY SMITH

17 3 0 20 31%

COUNTY ASSESSOR

VOTES = 46

\* JUDITH A. SHARP

41 5 0 46 100%

COUNTY COMMISSIONER

VOTES = 41

DISTRICT 1

\* PATRICK STOFFERS

24 4 0 28 68%

COUNTY COUNCIL

VOTES = 50

DISTRICT 3

\* MARK STOOPS

28 6 0 34 68%

TROY THOMAS

16 0 0 16 32%

TOWNSHIP OFFICES

BLOOMINGTON TOWNSHIP ASSESSOR

VOTES = 49

\* JAMES K. BRINEGAR

20 5 0 25 51%

THOMAS TEAGUE

24 0 0 24 49%

BLOOMINGTON TOWNSHIP TRUSTEE

VOTES = 48

\* NANCY L. BRINEGAR

44 4 0 48 100%



VOTES FOR REPUBLICAN PARTY

# OF ELECTRONIC VOTES : 6

# OF ABSENTEE BALLOTS : 0

# OF PAPER BALLOTS : 0

TOTAL VOTES = 6

TURNOUT = 0.30% OF 1990 REGISTERED

V O T E S

OFFICE RESPONSE

MACHINE ABSENT PAPER TOTAL %

FEDERAL & STATE OFFICES

UNITED STATES SENATOR

VOTES = 1

\* RICHARD G. LUGAR

1 0 0 1 100%

UNITED STATES REPRESENTATIVE

VOTES = 1

DISTRICT 9

\* SAM SCHULTZ

0 0 0 0 0%

\* MIKE SODREL

LEGISLATIVE OFFICES

STATE REPRESENTATIVE

VOTES = 1

DISTRICT 61

\* ADRIANNE DUNLAP

1 0 0 1 100%

CIRCUIT OFFICES & COUNTY JUDICIAL OFFICES

JUDGE OF THE 10TH JUDICIAL CIRCUIT COURT

VOTES = 1

SEAT 2

\* MARC R. KELLAMS

1 0 0 1 100%

JUDGE OF THE 10TH JUDICIAL CIRCUIT COURT

VOTES = 1

SEAT 3

\* FRANCES (FRANCIE) HILL

0 0 0 0 0%

\* HERB KILMER

1 0 0 1 100%

BRET RAPER

JUDGE OF THE 10TH JUDICIAL CIRCUIT COURT

VOTES = 1

SEAT 8

\* JEFFREY A. CHALFANT

1 0 0 1 100%

PROSECUTING ATTORNEY

VOTES = 1

10TH CIRCUIT

\* CARL A. SALZMANN

1 0 0 1 100%

VOTES FOR REPUBLICAN PARTY

# OF ELECTRONIC VOTES : 6 # OF ABSENTEE BALLOTS : 0  
 # OF PAPER BALLOTS : 0

TOTAL VOTES = 6

TURNOUT = 0.30% OF 1990 REGISTERED

OFFICE RESPONSE ----- V O T E S -----  
 MACHINE ABSENT PAPER TOTAL %

CLERK OF THE CIRCUIT COURT VOTES = 1

\* JIM FIELDER 1 0 0 1 100%

COUNTY OFFICES

COUNTY RECORDER VOTES = 1

\* PAT HALEY 1 0 0 1 100%

COUNTY SHERIFF VOTES = 0

\* LARRY BIZZARI 0 0 0 0 0%

\* WILLIAM L. (BILL) BRAND, JR. 0 0 0 0 0%

\* BRIAN R. MOBLEY 0 0 0 0 0%

\* BRAD SWAIN 0 0 0 0 0%

THIS OFFICE HAS A TIE!!!

COUNTY ASSESSOR VOTES = 0

\* NO CANDIDATE 0 0 0 0 0%

COUNTY COMMISSIONER DISTRICT 1 VOTES = 1

\* JEFF ELLINGTON 1 0 0 1 100%

COUNTY COUNCIL DISTRICT 4 VOTES = 0

\* NO CANDIDATE 0 0 0 0 0%

TOWNSHIP OFFICES

BLOOMINGTON TOWNSHIP ASSESSOR VOTES = 0

\* NO CANDIDATE 0 0 0 0 0%

BLOOMINGTON TOWNSHIP TRUSTEE VOTES = 0

\* ANTHONY S. BRUNER 0 0 0 0 0%

\* DEXTER LUCK 0 0 0 0 0%

THIS OFFICE HAS A TIE!!!



VOTES FOR REPUBLICAN PARTY : 6  
 # OF ELECTRONIC VOTES : 6  
 # OF ABSENTEE BALLOTS : 0  
 # OF PAPER BALLOTS : 0

TOTAL VOTES = 6  
 TURNOUT = 0.30% OF 1990 REGISTERED

OFFICE RESPONSE  
 ----- V O T E S -----  
 MACHINE ABSENT PAPER TOTAL %

BLOOMINGTON TOWNSHIP BOARD

|                |   |   |   |    |
|----------------|---|---|---|----|
| ROBERT NAVLOR  | 0 | 0 | 0 | 0% |
| SCOTT C. TIBBS | 0 | 0 | 0 | 0% |
| NO CANDIDATE   | 0 | 0 | 0 | 0% |

PARTY OFFICES

PRECINCT COMMITTEEMAN

|              |   |   |   |    |
|--------------|---|---|---|----|
| NO CANDIDATE | 0 | 0 | 0 | 0% |
|--------------|---|---|---|----|

STATE CONVENTION DELEGATE

|                    |   |   |   |       |
|--------------------|---|---|---|-------|
| BARBARA M. CLARK   | 1 | 0 | 0 | 1.20% |
| SUSAN ELKINS       | 1 | 0 | 0 | 1.20% |
| RICHARD A. HICKMAN | 1 | 0 | 0 | 1.20% |
| DAVID SHUEE        | 1 | 0 | 0 | 1.20% |
| SCOTT C. TIBBS     | 1 | 0 | 0 | 1.20% |
| NO CANDIDATE       | 0 | 0 | 0 | 0%    |
| NO CANDIDATE       | 0 | 0 | 0 | 0%    |
| NO CANDIDATE       | 0 | 0 | 0 | 0%    |
| NO CANDIDATE       | 0 | 0 | 0 | 0%    |
| NO CANDIDATE       | 0 | 0 | 0 | 0%    |
| NO CANDIDATE       | 0 | 0 | 0 | 0%    |

DISTRICT 2

05-12-2006

2006 COUNTY PRIMARY ELECTION

TIME : 14:55:38

REPORT FOR PRECINCT 15 - BLOOMINGTON 15

PAGE : 4

VOTES FOR DEMOCRATIC PARTY

|                         |   |                         |   |
|-------------------------|---|-------------------------|---|
| # OF ELECTRONIC VOTES : | 6 | # OF ABSENTEE BALLOTS : | 0 |
|                         |   | # OF PAPER BALLOTS :    | 0 |

TOTAL VOTES = 6

TURNOUT = 0.30% OF 1990 REGISTERED

|          |                       |        |       |         |
|----------|-----------------------|--------|-------|---------|
| OFFICE   | ----- V O T E S ----- |        |       |         |
| RESPONSE | MACHINE               | ABSENT | PAPER | TOTAL % |

FEDERAL & STATE OFFICES

|  |           |   |   |       |
|--|-----------|---|---|-------|
| UNITED STATES SENATOR                      | VOTES = 0 |   |   |       |
| * NO CANDIDATE                             | 0         | 0 | 0 | 0 0%  |
| UNITED STATES REPRESENTATIVE<br>DISTRICT 9 | VOTES = 5 |   |   |       |
| GRETCHEN CLEARWATER                        | 2         | 0 | 0 | 2 40% |
| * BARON P. HILL                            | 3         | 0 | 0 | 3 60% |
| JOHN (COSMO) HOCKERSMITH                   | 0         | 0 | 0 | 0 0%  |
| LENDALL B. TERRY                           | 0         | 0 | 0 | 0 0%  |

LEGISLATIVE OFFICES

|                                     |           |   |   |        |
|-------------------------------------|-----------|---|---|--------|
| STATE REPRESENTATIVE<br>DISTRICT 61 | VOTES = 5 |   |   |        |
| * MATT PIERCE                       | 5         | 0 | 0 | 5 100% |

CIRCUIT OFFICES & COUNTY JUDICIAL OFFICES

|  |           |   |   |      |
|--|-----------|---|---|------|
| JUDGE OF THE 10TH JUDICIAL CIRCUIT COURT<br>SEAT 2 | VOTES = 0 |   |   |      |
| * NO CANDIDATE                                     | 0         | 0 | 0 | 0 0% |

|  |           |   |   |       |
|--|-----------|---|---|-------|
| JUDGE OF THE 10TH JUDICIAL CIRCUIT COURT<br>SEAT 3 | VOTES = 5 |   |   |       |
| * VALERI HAUGHTON                                  | 3         | 0 | 0 | 3 60% |
| ALPHONSO (AL) MANNS                                | 0         | 0 | 0 | 0 0%  |
| ROBERT T. MILLER                                   | 2         | 0 | 0 | 2 40% |

|  |           |   |   |        |
|--|-----------|---|---|--------|
| JUDGE OF THE 10TH JUDICIAL CIRCUIT COURT<br>SEAT 8 | VOTES = 5 |   |   |        |
| * TERESA HARPER                                    | 5         | 0 | 0 | 5 100% |

|                                      |           |   |   |        |
|--------------------------------------|-----------|---|---|--------|
| PROSECUTING ATTORNEY<br>10TH CIRCUIT | VOTES = 5 |   |   |        |
| * CHRIS GAAL                         | 5         | 0 | 0 | 5 100% |

VOTES FOR DEMOCRATIC PARTY

# OF ELECTRONIC VOTES : 6 # OF ABSENTEE BALLOTS : 0 # OF PAPER BALLOTS : 0

TOTAL VOTES = 6

TURNOUT = 0.30% OF 1990 REGISTERED

OFFICE RESPONSE - - - - - V O T E S - - - - - MACHINE ABSENT PAPER TOTAL %

CLERK OF THE CIRCUIT COURT VOTES = 0 \* NO CANDIDATE 0 0 0 0 0%

COUNTY OFFICES

COUNTY RECORDER VOTES = 5 \* SAM ALLISON 5 0 0 5 100%

COUNTY SHERIFF VOTES = 5 WILLIAM H. BROWN 0 0 0 0 0% \* JAMES L. (JIM) KENNEDY 3 0 0 3 60% LARRY SMITH 2 0 0 2 40%

COUNTY ASSESSOR VOTES = 5 \* JUDITH A. SHARP 5 0 0 5 100%

COUNTY COMMISSIONER DISTRICT 1 VOTES = 5 \* PATRICK STOFFERS 3 0 0 3 60% JAYSON A. TATLOCK 2 0 0 2 40%

COUNTY COUNCIL DISTRICT 4 VOTES = 5 BILL HAYDEN 1 0 0 1 20% \* JILL LESH 4 0 0 4 80%

TOWNSHIP OFFICES

BLOOMINGTON TOWNSHIP ASSESSOR VOTES = 5 \* JAMES K. BRINEGAR 3 0 0 3 60% THOMAS TEAGUE 2 0 0 2 40%

BLOOMINGTON TOWNSHIP TRUSTEE VOTES = 5 \* NANCY L. BRINEGAR 5 0 0 5 100%

05-12-2006

2006 COUNTY PRIMARY ELECTION

TIME : 14:55:38

REPORT FOR PRECINCT 15 - BLOOMINGTON 15

PAGE : 6

VOTES FOR DEMOCRATIC PARTY

|                         |   |                         |   |
|-------------------------|---|-------------------------|---|
| # OF ELECTRONIC VOTES : | 6 | # OF ABSENTEE BALLOTS : | 0 |
|                         |   | # OF PAPER BALLOTS :    | 0 |

TOTAL VOTES = 6

TURNOUT = 0.30% OF 1990 REGISTERED

|          |                       |        |       |         |
|----------|-----------------------|--------|-------|---------|
| OFFICE   | ----- V O T E S ----- |        |       |         |
| RESPONSE | MACHINE               | ABSENT | PAPER | TOTAL % |

BLOOMINGTON TOWNSHIP BOARD

VOTES = 11

|                       |   |   |   |   |     |
|-----------------------|---|---|---|---|-----|
| DAWN ALLEN            | 3 | 0 | 0 | 3 | 27% |
| * BARBARA E. MCKINNEY | 5 | 0 | 0 | 5 | 45% |
| BILL STURBAUM         | 3 | 0 | 0 | 3 | 27% |

PARTY OFFICES

PRECINCT COMMITTEEMAN

VOTES = 0

BLOOMINGTON 15

|                |   |   |   |   |    |
|----------------|---|---|---|---|----|
| * NO CANDIDATE | 0 | 0 | 0 | 0 | 0% |
|----------------|---|---|---|---|----|

STATE CONVENTION DELEGATE

VOTES = 21

DISTRICT 2

|                   |   |   |   |   |     |
|-------------------|---|---|---|---|-----|
| SCOTT ALBER       | 4 | 0 | 0 | 4 | 19% |
| * JERRY R. BURTON | 5 | 0 | 0 | 5 | 24% |
| CHAIM JULIAN      | 4 | 0 | 0 | 4 | 19% |
| LOIS SABO-SKELTON | 4 | 0 | 0 | 4 | 19% |
| TROY THOMAS       | 4 | 0 | 0 | 4 | 19% |
| NO CANDIDATE      | 0 | 0 | 0 | 0 | 0%  |
| NO CANDIDATE      | 0 | 0 | 0 | 0 | 0%  |
| NO CANDIDATE      | 0 | 0 | 0 | 0 | 0%  |
| NO CANDIDATE      | 0 | 0 | 0 | 0 | 0%  |
| NO CANDIDATE      | 0 | 0 | 0 | 0 | 0%  |
| NO CANDIDATE      | 0 | 0 | 0 | 0 | 0%  |
| NO CANDIDATE      | 0 | 0 | 0 | 0 | 0%  |
| NO CANDIDATE      | 0 | 0 | 0 | 0 | 0%  |
| NO CANDIDATE      | 0 | 0 | 0 | 0 | 0%  |
| NO CANDIDATE      | 0 | 0 | 0 | 0 | 0%  |
| NO CANDIDATE      | 0 | 0 | 0 | 0 | 0%  |

END OF REPORT

VOTES FOR REPUBLICAN PARTY

# OF ELECTRONIC VOTES : 33 # OF ABSENTEE BALLOTS : 8
# OF PAPER BALLOTS : 0

TOTAL VOTES = 41
TURNOUT = 3.92% OF 1047 REGISTERED

OFFICE RESPONSE - - - - - V O T E S - - - - -
MACHINE ABSENT PAPER TOTAL %

FEDERAL & STATE OFFICES

UNITED STATES SENATOR VOTES = 15
\* RICHARD G. LUGAR 12 3 0 15 100%

UNITED STATES REPRESENTATIVE VOTES = 15
DISTRICT 9
SAM SCHULTZ 3 0 0 3 20%
\* MIKE SODREL 9 3 0 12 80%

LEGISLATIVE OFFICES

STATE REPRESENTATIVE VOTES = 11
DISTRICT 61
\* ADRIANNE DUNLAP 9 2 0 11 100%

CIRCUIT OFFICES & COUNTY JUDICIAL OFFICES

JUDGE OF THE 10TH JUDICIAL CIRCUIT COURT VOTES = 11
SEAT 2
\* MARC R. KELLAMS 9 2 0 11 100%

JUDGE OF THE 10TH JUDICIAL CIRCUIT COURT VOTES = 15
SEAT 3
\* FRANCES (FRANCIE) HILL 5 1 0 6 40%
\* HERB KILMER 4 2 0 6 40%
BRET RAPER 3 0 0 3 20%
THIS OFFICE HAS A TIE!!!

JUDGE OF THE 10TH JUDICIAL CIRCUIT COURT VOTES = 11
SEAT 8
\* JEFFREY A. CHALFANT 9 2 0 11 100%

PROSECUTING ATTORNEY VOTES = 12
10TH CIRCUIT
\* CARL A. SALZMANN 9 3 0 12 100%

05-12-2006

2006 COUNTY PRIMARY ELECTION

TIME : 14:55:38

REPORT FOR PRECINCT 16 - BLOOMINGTON 16

PAGE : 2

VOTES FOR REPUBLICAN PARTY

# OF ELECTRONIC VOTES : 33

# OF ABSENTEE BALLOTS : 8

# OF PAPER BALLOTS : 0

TOTAL VOTES = 41

TURNOUT = 3.92% OF 1047 REGISTERED

OFFICE

----- V O T E S -----

RESPONSE

MACHINE ABSENT PAPER TOTAL %

CLERK OF THE CIRCUIT COURT

VOTES = 12

\* JIM FIELDER

10 2 0 12 100%

COUNTY OFFICES

COUNTY RECORDER

VOTES = 14

\* PAT HALEY

11 3 0 14 100%

COUNTY SHERIFF

VOTES = 13

LARRY BIZZARI

1 1 0 2 15%

WILLIAM L. (BILL) BRAND, JR.

4 0 0 4 31%

BRIAN R. MOBLEY

0 1 0 1 8%

\* BRAD SWAIN

6 0 0 6 46%

COUNTY ASSESSOR

VOTES = 0

\* NO CANDIDATE

0 0 0 0 0%

COUNTY COMMISSIONER

VOTES = 13

DISTRICT 1

\* JEFF ELLINGTON

10 3 0 13 100%

COUNTY COUNCIL

VOTES = 0

DISTRICT 4

\* NO CANDIDATE

0 0 0 0 0%

TOWNSHIP OFFICES

BLOOMINGTON TOWNSHIP ASSESSOR

VOTES = 0

\* NO CANDIDATE

0 0 0 0 0%

BLOOMINGTON TOWNSHIP TRUSTEE

VOTES = 14

\* ANTHONY S. BRUNER

6 1 0 7 50%

\* DEXTER LUCK

5 2 0 7 50%

THIS OFFICE HAS A TIE!!!



VOTES FOR DEMOCRATIC PARTY

# OF ELECTRONIC VOTES : 33 # OF ABSENTEE BALLOTS : 8  
 # OF PAPER BALLOTS : 0

TOTAL VOTES = 41  
 TURNOUT = 3.92% OF 1047 REGISTERED

OFFICE RESPONSE ----- V O T E S -----  
 MACHINE ABSENT PAPER TOTAL %

FEDERAL & STATE OFFICES

UNITED STATES SENATOR VOTES = 0  
 \* NO CANDIDATE 0 0 0 0 0%

UNITED STATES REPRESENTATIVE VOTES = 22  
 DISTRICT 9  
 GRETCHEN CLEARWATER 6 2 0 8 36%  
 \* BARON P. HILL 11 3 0 14 64%  
 JOHN (COSMO) HOCKERSMITH 0 0 0 0 0%  
 LENDALL B. TERRY 0 0 0 0 0%

LEGISLATIVE OFFICES

STATE REPRESENTATIVE VOTES = 17  
 DISTRICT 61  
 \* MATT PIERCE 13 4 0 17 100%

CIRCUIT OFFICES & COUNTY JUDICIAL OFFICES

JUDGE OF THE 10TH JUDICIAL CIRCUIT COURT VOTES = 0  
 SEAT 2  
 \* NO CANDIDATE 0 0 0 0 0%

JUDGE OF THE 10TH JUDICIAL CIRCUIT COURT VOTES = 20  
 SEAT 3  
 \* VALERI HAUGHTON 7 3 0 10 50%  
 ALPHONSO (AL) MANNS 2 1 0 3 15%  
 ROBERT T. MILLER 7 0 0 7 35%

JUDGE OF THE 10TH JUDICIAL CIRCUIT COURT VOTES = 15  
 SEAT 8  
 \* TERESA HARPER 12 3 0 15 100%

PROSECUTING ATTORNEY VOTES = 20  
 10TH CIRCUIT  
 \* CHRIS GAAL 15 5 0 20 100%





05-12-2006

2006 COUNTY PRIMARY ELECTION

TIME : 14:55:38

REPORT FOR PRECINCT 16 - BLOOMINGTON 16

PAGE : 6

VOTES FOR DEMOCRATIC PARTY

# OF ELECTRONIC VOTES : 33

# OF ABSENTEE BALLOTS : 8

# OF PAPER BALLOTS : 0

TOTAL VOTES = 41

TURNOUT = 3.92% OF 1047 REGISTERED

|          |                       |        |       |         |
|----------|-----------------------|--------|-------|---------|
| OFFICE   | ----- V O T E S ----- |        |       |         |
| RESPONSE | MACHINE               | ABSENT | PAPER | TOTAL % |

BLOOMINGTON TOWNSHIP BOARD

VOTES = 37

|                     |    |   |   |    |     |
|---------------------|----|---|---|----|-----|
| DAWN ALLEN          | 10 | 2 | 0 | 12 | 32% |
| BARBARA E. MCKINNEY | 9  | 2 | 0 | 11 | 30% |
| * BILL STURBAUM     | 12 | 2 | 0 | 14 | 38% |

PARTY OFFICES

PRECINCT COMMITTEEMAN  
BLOOMINGTON 16

VOTES = 19

|                   |    |   |   |    |      |
|-------------------|----|---|---|----|------|
| * JUDITH A. SHARP | 16 | 3 | 0 | 19 | 100% |
|-------------------|----|---|---|----|------|

STATE CONVENTION DELEGATE  
DISTRICT 2

VOTES = 42

|                     |   |   |   |    |     |
|---------------------|---|---|---|----|-----|
| SCOTT ALBER         | 5 | 2 | 0 | 7  | 17% |
| JERRY R. BURTON     | 8 | 2 | 0 | 10 | 24% |
| CHAIM JULIAN        | 6 | 1 | 0 | 7  | 17% |
| * LOIS SABO-SKELTON | 9 | 2 | 0 | 11 | 26% |
| TROY THOMAS         | 6 | 1 | 0 | 7  | 17% |
| NO CANDIDATE        | 0 | 0 | 0 | 0  | 0%  |
| NO CANDIDATE        | 0 | 0 | 0 | 0  | 0%  |
| NO CANDIDATE        | 0 | 0 | 0 | 0  | 0%  |
| NO CANDIDATE        | 0 | 0 | 0 | 0  | 0%  |
| NO CANDIDATE        | 0 | 0 | 0 | 0  | 0%  |
| NO CANDIDATE        | 0 | 0 | 0 | 0  | 0%  |
| NO CANDIDATE        | 0 | 0 | 0 | 0  | 0%  |
| NO CANDIDATE        | 0 | 0 | 0 | 0  | 0%  |
| NO CANDIDATE        | 0 | 0 | 0 | 0  | 0%  |
| NO CANDIDATE        | 0 | 0 | 0 | 0  | 0%  |
| NO CANDIDATE        | 0 | 0 | 0 | 0  | 0%  |
| NO CANDIDATE        | 0 | 0 | 0 | 0  | 0%  |

END OF REPORT

VOTES FOR REPUBLICAN PARTY

# OF ELECTRONIC VOTES : 179

# OF ABSENTEE BALLOTS : 45

# OF PAPER BALLOTS : 0

TOTAL VOTES = 224

TURNOUT = 21.39% OF 1047 REGISTERED

OFFICE

----- V O T E S -----

RESPONSE

MACHINE ABSENT PAPER TOTAL %

FEDERAL & STATE OFFICES

UNITED STATES SENATOR

VOTES = 89

\* RICHARD G. LUGAR

66 23 0 89 100%

UNITED STATES REPRESENTATIVE  
DISTRICT 9

VOTES = 92

SAM SCHULTZ

19 5 0 24 26%

\* MIKE SODREL

53 15 0 68 74%

LEGISLATIVE OFFICES

STATE REPRESENTATIVE  
DISTRICT 61

VOTES = 78

\* ADRIANNE DUNLAP

60 18 0 78 100%

CIRCUIT OFFICES & COUNTY JUDICIAL OFFICES

JUDGE OF THE 10TH JUDICIAL CIRCUIT COURT  
SEAT 2

VOTES = 78

\* MARC R. KELLAMS

59 19 0 78 100%

JUDGE OF THE 10TH JUDICIAL CIRCUIT COURT  
SEAT 3

VOTES = 96

\* FRANCES (FRANCIE) HILL

42 13 0 55 57%

HERB KILMER

8 6 0 14 15%

BRET RAPER

20 7 0 27 28%

JUDGE OF THE 10TH JUDICIAL CIRCUIT COURT  
SEAT 8

VOTES = 79

\* JEFFREY A. CHALFANT

60 19 0 79 100%

PROSECUTING ATTORNEY  
10TH CIRCUIT

VOTES = 74

\* CARL A. SALZMANN

56 18 0 74 100%

VOTES FOR REPUBLICAN PARTY

# OF ELECTRONIC VOTES : 179

# OF ABSENTEE BALLOTS : 45

# OF PAPER BALLOTS : 0

TOTAL VOTES = 224

TURNOUT = 21.39% OF 1047 REGISTERED

OFFICE  
RESPONSE

----- V O T E S -----  
MACHINE ABSENT PAPER TOTAL %

CLERK OF THE CIRCUIT COURT

VOTES = 76

\* JIM FIELDER

57 19 0 76 100%

COUNTY OFFICES

COUNTY RECORDER

VOTES = 82

\* PAT HALEY

62 20 0 82 100%

COUNTY SHERIFF

VOTES = 90

LARRY BIZZARI

15 7 0 22 24%

WILLIAM L. (BILL) BRAND, JR.

7 1 0 8 9%

BRIAN R. MOBLEY

15 9 0 24 27%

\* BRAD SWAIN

28 8 0 36 40%

COUNTY ASSESSOR

VOTES = 0

\* NO CANDIDATE

0 0 0 0 0%

COUNTY COMMISSIONER  
DISTRICT 1

VOTES = 70

\* JEFF ELLINGTON

51 19 0 70 100%

COUNTY COUNCIL  
DISTRICT 4

VOTES = 0

\* NO CANDIDATE

0 0 0 0 0%

TOWNSHIP OFFICES

BLOOMINGTON TOWNSHIP ASSESSOR

VOTES = 0

\* NO CANDIDATE

0 0 0 0 0%

BLOOMINGTON TOWNSHIP TRUSTEE

VOTES = 79

ANTHONY S. BRUNER

25 7 0 32 41%

\* DEXTER LUCK

32 15 0 47 59%



05-12-2006

2006 COUNTY PRIMARY ELECTION

TIME : 14:55:38

REPORT FOR PRECINCT 17 - BLOOMINGTON 17

PAGE : 4

VOTES FOR DEMOCRATIC PARTY

# OF ELECTRONIC VOTES : 179

# OF ABSENTEE BALLOTS : 45

# OF PAPER BALLOTS : 0

TOTAL VOTES = 224

TURNOUT = 21.39% OF 1047 REGISTERED

|          |                       |        |       |         |
|----------|-----------------------|--------|-------|---------|
| OFFICE   | ----- V O T E S ----- |        |       |         |
| RESPONSE | MACHINE               | ABSENT | PAPER | TOTAL % |

FEDERAL & STATE OFFICES

UNITED STATES SENATOR

VOTES = 0

|                |   |   |   |   |    |
|----------------|---|---|---|---|----|
| * NO CANDIDATE | 0 | 0 | 0 | 0 | 0% |
|----------------|---|---|---|---|----|

UNITED STATES REPRESENTATIVE DISTRICT 9

VOTES = 117

|                          |    |    |   |    |     |
|--------------------------|----|----|---|----|-----|
| GRETCHEN CLEARWATER      | 42 | 5  | 0 | 47 | 40% |
| * BARON P. HILL          | 53 | 13 | 0 | 66 | 56% |
| JOHN (COSMO) HOCKERSMITH | 1  | 0  | 0 | 1  | 1%  |
| LENDALL B. TERRY         | 2  | 1  | 0 | 3  | 3%  |

LEGISLATIVE OFFICES

STATE REPRESENTATIVE DISTRICT 61

VOTES = 103

|               |    |    |   |     |      |
|---------------|----|----|---|-----|------|
| * MATT PIERCE | 84 | 19 | 0 | 103 | 100% |
|---------------|----|----|---|-----|------|

CIRCUIT OFFICES & COUNTY JUDICIAL OFFICES

JUDGE OF THE 10TH JUDICIAL CIRCUIT COURT SEAT 2

VOTES = 0

|                |   |   |   |   |    |
|----------------|---|---|---|---|----|
| * NO CANDIDATE | 0 | 0 | 0 | 0 | 0% |
|----------------|---|---|---|---|----|

JUDGE OF THE 10TH JUDICIAL CIRCUIT COURT SEAT 3

VOTES = 111

|                     |    |   |   |    |     |
|---------------------|----|---|---|----|-----|
| * VALERI HAUGHTON   | 50 | 7 | 0 | 57 | 51% |
| ALPHONSO (AL) MANNS | 9  | 3 | 0 | 12 | 11% |
| ROBERT T. MILLER    | 35 | 7 | 0 | 42 | 38% |

JUDGE OF THE 10TH JUDICIAL CIRCUIT COURT SEAT 8

VOTES = 76

|                 |    |    |   |    |      |
|-----------------|----|----|---|----|------|
| * TERESA HARPER | 61 | 15 | 0 | 76 | 100% |
|-----------------|----|----|---|----|------|

PROSECUTING ATTORNEY 10TH CIRCUIT

VOTES = 92

|              |    |    |   |    |      |
|--------------|----|----|---|----|------|
| * CHRIS GAAL | 74 | 18 | 0 | 92 | 100% |
|--------------|----|----|---|----|------|

VOTES FOR DEMOCRATIC PARTY

# OF ELECTRONIC VOTES : 179

# OF ABSENTEE BALLOTS : 45

# OF PAPER BALLOTS : 0

TOTAL VOTES = 224

TURNOUT = 21.39% OF 1047 REGISTERED

|          |                       |        |       |         |
|----------|-----------------------|--------|-------|---------|
| OFFICE   | ----- V O T E S ----- |        |       |         |
| RESPONSE | MACHINE               | ABSENT | PAPER | TOTAL % |

CLERK OF THE CIRCUIT COURT VOTES = 0

\* NO CANDIDATE 0 0 0 0 0%

COUNTY OFFICES

COUNTY RECORDER VOTES = 80

\* SAM ALLISON 64 16 0 80 100%

COUNTY SHERIFF VOTES = 115

WILLIAM H. BROWN 5 4 0 9 8%

\* JAMES L. (JIM) KENNEDY 48 12 0 60 52%

LARRY SMITH 43 3 0 46 40%

COUNTY ASSESSOR VOTES = 90

\* JUDITH A. SHARP 72 18 0 90 100%

COUNTY COMMISSIONER VOTES = 76

DISTRICT 1

\* PATRICK STOFFERS 43 5 0 48 63%

JAYSON A. TATLOCK 18 10 0 28 37%

COUNTY COUNCIL VOTES = 105

DISTRICT 4

BILL HAYDEN 39 6 0 45 43%

\* JILL LESH 48 12 0 60 57%

TOWNSHIP OFFICES

BLOOMINGTON TOWNSHIP ASSESSOR VOTES = 88

\* JAMES K. BRINEGAR 48 14 0 62 70%

THOMAS TEAGUE 21 5 0 26 30%

BLOOMINGTON TOWNSHIP TRUSTEE VOTES = 82

\* NANCY L. BRINEGAR 66 16 0 82 100%

05-12-2006

2006 COUNTY PRIMARY ELECTION

TIME : 14:55:38

REPORT FOR PRECINCT 17 - BLOOMINGTON 17

PAGE : 6

VOTES FOR DEMOCRATIC PARTY

# OF ELECTRONIC VOTES : 179

# OF ABSENTEE BALLOTS : 45

# OF PAPER BALLOTS : 0

TOTAL VOTES = 224

TURNOUT = 21.39% OF 1047 REGISTERED

OFFICE

----- V O T E S -----

RESPONSE

MACHINE ABSENT PAPER TOTAL %

BLOOMINGTON TOWNSHIP BOARD

VOTES = 189

|                     |    |    |   |    |     |
|---------------------|----|----|---|----|-----|
| DAWN ALLEN          | 39 | 12 | 0 | 51 | 27% |
| BARBARA E. McKINNEY | 50 | 13 | 0 | 63 | 33% |
| * BILL STURBAUM     | 60 | 15 | 0 | 75 | 40% |

PARTY OFFICES

PRECINCT COMMITTEEMAN

VOTES = 0

BLOOMINGTON 17

|                |   |   |   |   |    |
|----------------|---|---|---|---|----|
| * NO CANDIDATE | 0 | 0 | 0 | 0 | 0% |
|----------------|---|---|---|---|----|

STATE CONVENTION DELEGATE

VOTES = 333

DISTRICT 2

|                     |    |    |   |    |     |
|---------------------|----|----|---|----|-----|
| SCOTT ALBER         | 54 | 13 | 0 | 67 | 20% |
| JERRY R. BURTON     | 57 | 13 | 0 | 70 | 21% |
| CHAIM JULIAN        | 49 | 12 | 0 | 61 | 18% |
| * LOIS SABO-SKELTON | 60 | 12 | 0 | 72 | 22% |
| TROY THOMAS         | 51 | 12 | 0 | 63 | 19% |
| NO CANDIDATE        | 0  | 0  | 0 | 0  | 0%  |
| NO CANDIDATE        | 0  | 0  | 0 | 0  | 0%  |
| NO CANDIDATE        | 0  | 0  | 0 | 0  | 0%  |
| NO CANDIDATE        | 0  | 0  | 0 | 0  | 0%  |
| NO CANDIDATE        | 0  | 0  | 0 | 0  | 0%  |
| NO CANDIDATE        | 0  | 0  | 0 | 0  | 0%  |
| NO CANDIDATE        | 0  | 0  | 0 | 0  | 0%  |
| NO CANDIDATE        | 0  | 0  | 0 | 0  | 0%  |
| NO CANDIDATE        | 0  | 0  | 0 | 0  | 0%  |
| NO CANDIDATE        | 0  | 0  | 0 | 0  | 0%  |
| NO CANDIDATE        | 0  | 0  | 0 | 0  | 0%  |

END OF REPORT



VOTES FOR REPUBLICAN PARTY

|                         |    |                         |   |
|-------------------------|----|-------------------------|---|
| # OF ELECTRONIC VOTES : | 13 | # OF ABSENTEE BALLOTS : | 6 |
|                         |    | # OF PAPER BALLOTS :    | 0 |

TOTAL VOTES = 19

TURNOUT = 1.25% OF 1521 REGISTERED

|          |                       |        |       |         |
|----------|-----------------------|--------|-------|---------|
| OFFICE   | ----- V O T E S ----- |        |       |         |
| RESPONSE | MACHINE               | ABSENT | PAPER | TOTAL % |

FEDERAL & STATE OFFICES

|  |           |   |   |        |
|--|-----------|---|---|--------|
| UNITED STATES SENATOR                      | VOTES = 5 |   |   |        |
| * RICHARD G. LUGAR                         | 3         | 2 | 0 | 5 100% |
| UNITED STATES REPRESENTATIVE<br>DISTRICT 9 | VOTES = 5 |   |   |        |
| SAM SCHULTZ                                | 0         | 1 | 0 | 1 20%  |
| * MIKE SODREL                              | 3         | 1 | 0 | 4 80%  |

LEGISLATIVE OFFICES

|                                     |           |   |   |        |
|-------------------------------------|-----------|---|---|--------|
| STATE REPRESENTATIVE<br>DISTRICT 61 | VOTES = 5 |   |   |        |
| * ADRIANNE DUNLAP                   | 3         | 2 | 0 | 5 100% |

CIRCUIT OFFICES & COUNTY JUDICIAL OFFICES

|  |           |   |   |        |
|--|-----------|---|---|--------|
| JUDGE OF THE 10TH JUDICIAL CIRCUIT COURT<br>SEAT 2 | VOTES = 4 |   |   |        |
| * MARC R. KELLAMS                                  | 2         | 2 | 0 | 4 100% |

|  |           |   |   |       |
|--|-----------|---|---|-------|
| JUDGE OF THE 10TH JUDICIAL CIRCUIT COURT<br>SEAT 3 | VOTES = 5 |   |   |       |
| FRANCES (FRANCIE) HILL                             | 1         | 1 | 0 | 2 40% |
| * HERB KILMER                                      | 2         | 1 | 0 | 3 60% |
| BRET RAPER   | 0         | 0 | 0 | 0 0%  |

|  |           |   |   |        |
|--|-----------|---|---|--------|
| JUDGE OF THE 10TH JUDICIAL CIRCUIT COURT<br>SEAT 8 | VOTES = 4 |   |   |        |
| * JEFFREY A. CHALFANT                              | 2         | 2 | 0 | 4 100% |

|                                      |           |   |   |        |
|--------------------------------------|-----------|---|---|--------|
| PROSECUTING ATTORNEY<br>10TH CIRCUIT | VOTES = 4 |   |   |        |
| * CARL A. SALZMANN                   | 2         | 2 | 0 | 4 100% |

VOTES FOR REPUBLICAN PARTY

# OF ELECTRONIC VOTES : 13

# OF ABSENTEE BALLOTS : 6

# OF PAPER BALLOTS : 0

TOTAL VOTES = 19

TURNOUT = 1.25% OF 1521 REGISTERED

|          |                       |        |       |         |
|----------|-----------------------|--------|-------|---------|
| OFFICE   | ----- V O T E S ----- |        |       |         |
| RESPONSE | MACHINE               | ABSENT | PAPER | TOTAL % |

CLERK OF THE CIRCUIT COURT

VOTES = 4

\* JIM FIELDER

2 2 0 4 100%

COUNTY OFFICES

COUNTY RECORDER

VOTES = 4

\* PAT HALEY

2 2 0 4 100%

COUNTY SHERIFF

VOTES = 5

LARRY BIZZARI

0 0 0 0 0%

WILLIAM L. (BILL) BRAND, JR.

0 0 0 0 0%

BRIAN R. MOBLEY

1 1 0 2 40%

\* BRAD SWAIN

2 1 0 3 60%

COUNTY ASSESSOR

VOTES = 0

\* NO CANDIDATE

0 0 0 0 0%

COUNTY COMMISSIONER  
DISTRICT 1

VOTES = 4

\* JEFF ELLINGTON

2 2 0 4 100%

COUNTY COUNCIL  
DISTRICT 4

VOTES = 0

\* NO CANDIDATE

0 0 0 0 0%

TOWNSHIP OFFICES

BLOOMINGTON TOWNSHIP ASSESSOR

VOTES = 0

\* NO CANDIDATE

0 0 0 0 0%

BLOOMINGTON TOWNSHIP TRUSTEE

VOTES = 4

ANTHONY S. BRUNER

0 1 0 1 25%

\* DEXTER LUCK

2 1 0 3 75%

05-12-2006

2006 COUNTY PRIMARY ELECTION

TIME : 14:55:38

REPORT FOR PRECINCT 18 - BLOOMINGTON 18

PAGE : 3

VOTES FOR REPUBLICAN PARTY

# OF ELECTRONIC VOTES : 13

# OF ABSENTEE BALLOTS : 6

# OF PAPER BALLOTS : 0

TOTAL VOTES = 19

TURNOUT = 1.25% OF 1521 REGISTERED

OFFICE

RESPONSE

----- V O T E S -----  
MACHINE ABSENT PAPER TOTAL %

BLOOMINGTON TOWNSHIP BOARD

VOTES = 7

|                  |   |   |   |   |     |
|------------------|---|---|---|---|-----|
| ROBERT NAYLOR    | 1 | 2 | 0 | 3 | 43% |
| * SCOTT C. TIBBS | 2 | 2 | 0 | 4 | 57% |
| NO CANDIDATE     | 0 | 0 | 0 | 0 | 0%  |

PARTY OFFICES

PRECINCT COMMITTEEMAN  
BLOOMINGTON 18

VOTES = 0

|                |   |   |   |   |    |
|----------------|---|---|---|---|----|
| * NO CANDIDATE | 0 | 0 | 0 | 0 | 0% |
|----------------|---|---|---|---|----|

STATE CONVENTION DELEGATE  
DISTRICT 2

VOTES = 19

|                    |   |   |   |   |     |
|--------------------|---|---|---|---|-----|
| * BARBARA M. CLARK | 2 | 2 | 0 | 4 | 21% |
| * SUSAN ELKINS     | 2 | 2 | 0 | 4 | 21% |
| RICHARD A. HICKMAN | 2 | 1 | 0 | 3 | 16% |
| * DAVID SHUEE      | 2 | 2 | 0 | 4 | 21% |
| * SCOTT C. TIBBS   | 2 | 2 | 0 | 4 | 21% |
| NO CANDIDATE       | 0 | 0 | 0 | 0 | 0%  |
| NO CANDIDATE       | 0 | 0 | 0 | 0 | 0%  |
| NO CANDIDATE       | 0 | 0 | 0 | 0 | 0%  |
| NO CANDIDATE       | 0 | 0 | 0 | 0 | 0%  |
| NO CANDIDATE       | 0 | 0 | 0 | 0 | 0%  |

VOTES FOR DEMOCRATIC PARTY

# OF ELECTRONIC VOTES : 13 # OF ABSENTEE BALLOTS : 6
# OF PAPER BALLOTS : 0

TOTAL VOTES = 19

TURNOUT = 1.25% OF 1521 REGISTERED

OFFICE RESPONSE MACHIN VOTES ABSENT PAPER TOTAL %

FEDERAL & STATE OFFICES

UNITED STATES SENATOR VOTES = 0
\* NO CANDIDATE 0 0 0 0 0%

UNITED STATES REPRESENTATIVE VOTES = 14
DISTRICT 9
\* GRETCHEN CLEARWATER 5 2 0 7 50%
\* BARON P. HILL 5 2 0 7 50%
JOHN (COSMO) HOCKERSMITH 0 0 0 0 0%
LENDALL B. TERRY 0 0 0 0 0%
THIS OFFICE HAS A TIE!!!

LEGISLATIVE OFFICES

STATE REPRESENTATIVE VOTES = 11
DISTRICT 61
\* MATT PIERCE 8 3 0 11 100%

CIRCUIT OFFICES & COUNTY JUDICIAL OFFICES

JUDGE OF THE 10TH JUDICIAL CIRCUIT COURT VOTES = 0
SEAT 2
\* NO CANDIDATE 0 0 0 0 0%

JUDGE OF THE 10TH JUDICIAL CIRCUIT COURT VOTES = 13
SEAT 3
\* VALERI HAUGHTON 7 3 0 10 77%
ALPHONSO (AL) MANNS 2 0 0 2 15%
ROBERT T. MILLER 0 1 0 1 8%

JUDGE OF THE 10TH JUDICIAL CIRCUIT COURT VOTES = 11
SEAT 8
\* TERESA HARPER 8 3 0 11 100%

VOTES FOR DEMOCRATIC PARTY

# OF ELECTRONIC VOTES : 13

# OF ABSENTEE BALLOTS : 6

# OF PAPER BALLOTS : 0

TOTAL VOTES = 19

TURNOUT = 1.25% OF 1521 REGISTERED

|          |                       |        |       |         |
|----------|-----------------------|--------|-------|---------|
| OFFICE   | ----- V O T E S ----- |        |       |         |
| RESPONSE | MACHINE               | ABSENT | PAPER | TOTAL % |

|                      |            |  |  |  |
|----------------------|------------|--|--|--|
| PROSECUTING ATTORNEY | VOTES = 11 |  |  |  |
| 10TH CIRCUIT         |            |  |  |  |

|              |   |   |   |         |
|--------------|---|---|---|---------|
| * CHRIS GAAL | 8 | 3 | 0 | 11 100% |
|--------------|---|---|---|---------|

|                            |           |  |  |  |
|----------------------------|-----------|--|--|--|
| CLERK OF THE CIRCUIT COURT | VOTES = 0 |  |  |  |
|----------------------------|-----------|--|--|--|

|                |   |   |   |      |
|----------------|---|---|---|------|
| * NO CANDIDATE | 0 | 0 | 0 | 0 0% |
|----------------|---|---|---|------|

COUNTY OFFICES

|                 |            |  |  |  |
|-----------------|------------|--|--|--|
| COUNTY RECORDER | VOTES = 10 |  |  |  |
|-----------------|------------|--|--|--|

|               |   |   |   |         |
|---------------|---|---|---|---------|
| * SAM ALLISON | 7 | 3 | 0 | 10 100% |
|---------------|---|---|---|---------|

|                |            |  |  |  |
|----------------|------------|--|--|--|
| COUNTY SHERIFF | VOTES = 11 |  |  |  |
|----------------|------------|--|--|--|

|                  |   |   |   |      |
|------------------|---|---|---|------|
| WILLIAM H. BROWN | 0 | 0 | 0 | 0 0% |
|------------------|---|---|---|------|

|                          |   |   |   |       |
|--------------------------|---|---|---|-------|
| * JAMES L. (JIM) KENNEDY | 7 | 1 | 0 | 8 73% |
|--------------------------|---|---|---|-------|

|             |   |   |   |       |
|-------------|---|---|---|-------|
| LARRY SMITH | 2 | 1 | 0 | 3 27% |
|-------------|---|---|---|-------|

|                 |            |  |  |  |
|-----------------|------------|--|--|--|
| COUNTY ASSESSOR | VOTES = 10 |  |  |  |
|-----------------|------------|--|--|--|

|                   |   |   |   |         |
|-------------------|---|---|---|---------|
| * JUDITH A. SHARP | 7 | 3 | 0 | 10 100% |
|-------------------|---|---|---|---------|

|                     |           |  |  |  |
|---------------------|-----------|--|--|--|
| COUNTY COMMISSIONER | VOTES = 7 |  |  |  |
|---------------------|-----------|--|--|--|

DISTRICT 1

|                    |   |   |   |        |
|--------------------|---|---|---|--------|
| * PATRICK STOFFERS | 5 | 2 | 0 | 7 100% |
|--------------------|---|---|---|--------|

|                   |   |   |   |      |
|-------------------|---|---|---|------|
| JAYSON A. TATLOCK | 0 | 0 | 0 | 0 0% |
|-------------------|---|---|---|------|

|                |            |  |  |  |
|----------------|------------|--|--|--|
| COUNTY COUNCIL | VOTES = 14 |  |  |  |
|----------------|------------|--|--|--|

DISTRICT 4

|             |   |   |   |       |
|-------------|---|---|---|-------|
| BILL HAYDEN | 1 | 2 | 0 | 3 21% |
|-------------|---|---|---|-------|

|             |   |   |   |        |
|-------------|---|---|---|--------|
| * JILL LESH | 9 | 2 | 0 | 11 79% |
|-------------|---|---|---|--------|

TOWNSHIP OFFICES

|                               |           |  |  |  |
|-------------------------------|-----------|--|--|--|
| BLOOMINGTON TOWNSHIP ASSESSOR | VOTES = 8 |  |  |  |
|-------------------------------|-----------|--|--|--|

|                     |   |   |   |       |
|---------------------|---|---|---|-------|
| * JAMES K. BRINEGAR | 5 | 2 | 0 | 7 88% |
|---------------------|---|---|---|-------|

|               |   |   |   |       |
|---------------|---|---|---|-------|
| THOMAS TEAGUE | 1 | 0 | 0 | 1 12% |
|---------------|---|---|---|-------|



05-12-2006

2006 COUNTY PRIMARY ELECTION

TIME : 14:55:38

REPORT FOR PRECINCT 19 - BLOOMINGTON 19

PAGE : 1

VOTES FOR REPUBLICAN PARTY

# OF ELECTRONIC VOTES : 189

# OF ABSENTEE BALLOTS : 21

# OF PAPER BALLOTS : 0

TOTAL VOTES = 210

TURNOUT = 21.69% OF 968 REGISTERED

|          |                       |        |       |         |
|----------|-----------------------|--------|-------|---------|
| OFFICE   | ----- V O T E S ----- |        |       |         |
| RESPONSE | MACHINE               | ABSENT | PAPER | TOTAL % |

FEDERAL & STATE OFFICES

|                       |            |    |   |         |
|-----------------------|------------|----|---|---------|
| UNITED STATES SENATOR | VOTES = 66 |    |   |         |
| * RICHARD G. LUGAR    | 56         | 10 | 0 | 66 100% |

|  |            |   |   |        |
|--|------------|---|---|--------|
| UNITED STATES REPRESENTATIVE<br>DISTRICT 9 | VOTES = 66 |   |   |        |
| SAM SCHULTZ                                | 14         | 5 | 0 | 19 29% |
| * MIKE SODREL                              | 42         | 5 | 0 | 47 71% |

LEGISLATIVE OFFICES

|                                     |            |   |   |         |
|-------------------------------------|------------|---|---|---------|
| STATE REPRESENTATIVE<br>DISTRICT 61 | VOTES = 58 |   |   |         |
| * ADRIANNE DUNLAP                   | 51         | 7 | 0 | 58 100% |

CIRCUIT OFFICES & COUNTY JUDICIAL OFFICES

|  |            |   |   |         |
|--|------------|---|---|---------|
| JUDGE OF THE 10TH JUDICIAL CIRCUIT COURT<br>SEAT 2 | VOTES = 58 |   |   |         |
| * MARC R. KELLAMS                                  | 50         | 8 | 0 | 58 100% |

|  |            |   |   |        |
|--|------------|---|---|--------|
| JUDGE OF THE 10TH JUDICIAL CIRCUIT COURT<br>SEAT 3 | VOTES = 67 |   |   |        |
| * FRANCES (FRANCIE) HILL                           | 37         | 6 | 0 | 43 64% |
| HERB KILMER  | 11         | 3 | 0 | 14 21% |
| BRET RAPER   | 9          | 1 | 0 | 10 15% |

|  |            |   |   |         |
|--|------------|---|---|---------|
| JUDGE OF THE 10TH JUDICIAL CIRCUIT COURT<br>SEAT 8 | VOTES = 60 |   |   |         |
| * JEFFREY A. CHALFANT                              | 52         | 8 | 0 | 60 100% |

|                                      |            |   |   |         |
|--------------------------------------|------------|---|---|---------|
| PROSECUTING ATTORNEY<br>10TH CIRCUIT | VOTES = 60 |   |   |         |
| * CARL A. SALZMANN                   | 51         | 9 | 0 | 60 100% |

VOTES FOR REPUBLICAN PARTY

# OF ELECTRONIC VOTES : 189

# OF ABSENTEE BALLOTS : 21

# OF PAPER BALLOTS : 0

TOTAL VOTES = 210

TURNOUT = 21.69% OF 968 REGISTERED

|          |                       |        |       |         |
|----------|-----------------------|--------|-------|---------|
| OFFICE   | ----- V O T E S ----- |        |       |         |
| RESPONSE | MACHINE               | ABSENT | PAPER | TOTAL % |

CLERK OF THE CIRCUIT COURT

VOTES = 60

|               |    |   |   |    |      |
|---------------|----|---|---|----|------|
| * JIM FIELDER | 51 | 9 | 0 | 60 | 100% |
|---------------|----|---|---|----|------|

COUNTY OFFICES

COUNTY RECORDER

VOTES = 60

|             |    |   |   |    |      |
|-------------|----|---|---|----|------|
| * PAT HALEY | 52 | 8 | 0 | 60 | 100% |
|-------------|----|---|---|----|------|

COUNTY SHERIFF

VOTES = 60

|                              |    |   |   |    |     |
|------------------------------|----|---|---|----|-----|
| LARRY BIZZARI                | 16 | 3 | 0 | 19 | 32% |
| WILLIAM L. (BILL) BRAND, JR. | 6  | 0 | 0 | 6  | 10% |
| BRIAN R. MOBLEY              | 3  | 3 | 0 | 6  | 10% |
| * BRAD SWAIN                 | 25 | 4 | 0 | 29 | 48% |

COUNTY ASSESSOR

VOTES = 0

|                |   |   |   |   |    |
|----------------|---|---|---|---|----|
| * NO CANDIDATE | 0 | 0 | 0 | 0 | 0% |
|----------------|---|---|---|---|----|

COUNTY COMMISSIONER DISTRICT 1

VOTES = 60

|                  |    |    |   |    |      |
|------------------|----|----|---|----|------|
| * JEFF ELLINGTON | 50 | 10 | 0 | 60 | 100% |
|------------------|----|----|---|----|------|

COUNTY COUNCIL DISTRICT 1

VOTES = 56

|                    |    |   |   |    |      |
|--------------------|----|---|---|----|------|
| * SUSAN (SUE) WEST | 48 | 8 | 0 | 56 | 100% |
|--------------------|----|---|---|----|------|

TOWNSHIP OFFICES

BLOOMINGTON TOWNSHIP ASSESSOR

VOTES = 0

|                |   |   |   |   |    |
|----------------|---|---|---|---|----|
| * NO CANDIDATE | 0 | 0 | 0 | 0 | 0% |
|----------------|---|---|---|---|----|

BLOOMINGTON TOWNSHIP TRUSTEE

VOTES = 55

|                   |    |   |   |    |     |
|-------------------|----|---|---|----|-----|
| ANTHONY S. BRUNER | 22 | 3 | 0 | 25 | 45% |
| * DEXTER LUCK     | 25 | 5 | 0 | 30 | 55% |



VOTES FOR REPUBLICAN PARTY

# OF ELECTRONIC VOTES : 189

# OF ABSENTEE BALLOTS : 21

# OF PAPER BALLOTS : 0

TOTAL VOTES = 210

TURNOUT = 21.69% OF 968 REGISTERED

OFFICE  
RESPONSE

----- V O T E S -----  
MACHINE ABSENT PAPER TOTAL %

BLOOMINGTON TOWNSHIP BOARD

VOTES = 75

|                  |    |   |   |    |     |
|------------------|----|---|---|----|-----|
| * ROBERT NAYLOR  | 36 | 8 | 0 | 44 | 59% |
| * SCOTT C. TIBBS | 24 | 7 | 0 | 31 | 41% |
| * NO CANDIDATE   | 0  | 0 | 0 | 0  | 0%  |

PARTY OFFICES

PRECINCT COMMITTEEMAN  
BLOOMINGTON 19

VOTES = 59

|                  |    |   |   |    |      |
|------------------|----|---|---|----|------|
| * RICHARD STEELE | 52 | 7 | 0 | 59 | 100% |
|------------------|----|---|---|----|------|

STATE CONVENTION DELEGATE  
DISTRICT 2

VOTES = 211

|                      |    |   |   |    |     |
|----------------------|----|---|---|----|-----|
| * BARBARA M. CLARK   | 43 | 7 | 0 | 50 | 24% |
| * SUSAN ELKINS       | 41 | 7 | 0 | 48 | 23% |
| * RICHARD A. HICKMAN | 32 | 8 | 0 | 40 | 19% |
| DAVID SHUEE          | 29 | 6 | 0 | 35 | 17% |
| * SCOTT C. TIBBS     | 32 | 6 | 0 | 38 | 18% |
| NO CANDIDATE         | 0  | 0 | 0 | 0  | 0%  |
| NO CANDIDATE         | 0  | 0 | 0 | 0  | 0%  |
| NO CANDIDATE         | 0  | 0 | 0 | 0  | 0%  |
| NO CANDIDATE         | 0  | 0 | 0 | 0  | 0%  |
| NO CANDIDATE         | 0  | 0 | 0 | 0  | 0%  |

VOTES FOR DEMOCRATIC PARTY

# OF ELECTRONIC VOTES : 189

# OF ABSENTEE BALLOTS : 21

# OF PAPER BALLOTS : 0

TOTAL VOTES = 210

TURNOUT = 21.69% OF 968 REGISTERED

OFFICE  
RESPONSE

----- V O T E S -----  
MACHINE ABSENT PAPER TOTAL %

FEDERAL & STATE OFFICES

UNITED STATES SENATOR

VOTES = 0

\* NO CANDIDATE

0 0 0 0 0%

UNITED STATES REPRESENTATIVE  
DISTRICT 9

VOTES = 136

|                          |    |   |   |    |     |
|--------------------------|----|---|---|----|-----|
| GRETCHEN CLEARWATER      | 48 | 2 | 0 | 50 | 37% |
| * BARON P. HILL          | 76 | 8 | 0 | 84 | 62% |
| JOHN (COSMO) HOCKERSMITH | 1  | 0 | 0 | 1  | 1%  |
| LENDALL B. TERRY         | 1  | 0 | 0 | 1  | 1%  |

LEGISLATIVE OFFICES

STATE REPRESENTATIVE  
DISTRICT 61

VOTES = 124

\* MATT PIERCE

113 11 0 124 100%

CIRCUIT OFFICES & COUNTY JUDICIAL OFFICES

JUDGE OF THE 10TH JUDICIAL CIRCUIT COURT  
SEAT 2

VOTES = 0

\* NO CANDIDATE

0 0 0 0 0%

JUDGE OF THE 10TH JUDICIAL CIRCUIT COURT  
SEAT 3

VOTES = 136

|                     |    |   |   |    |     |
|---------------------|----|---|---|----|-----|
| VALERI HAUGHTON     | 49 | 0 | 0 | 49 | 36% |
| ALPHONSO (AL) MANNS | 8  | 3 | 0 | 11 | 8%  |
| * ROBERT T. MILLER  | 70 | 6 | 0 | 76 | 56% |

JUDGE OF THE 10TH JUDICIAL CIRCUIT COURT  
SEAT 8

VOTES = 98

\* TERESA HARPER

91 7 0 98 100%

PROSECUTING ATTORNEY  
10TH CIRCUIT

VOTES = 115

\* CHRIS GAAL

106 9 0 115 100%

VOTES FOR DEMOCRATIC PARTY

# OF ELECTRONIC VOTES : 189

# OF ABSENTEE BALLOTS : 21

# OF PAPER BALLOTS : 0

TOTAL VOTES = 210

TURNOUT = 21.69% OF 968 REGISTERED

| OFFICE<br>RESPONSE                | ----- V O T E S ----- |        |       |       |      |
|-----------------------------------|-----------------------|--------|-------|-------|------|
|                                   | MACHINE               | ABSENT | PAPER | TOTAL | %    |
| CLERK OF THE CIRCUIT COURT        | VOTES = 0             |        |       |       |      |
| * NO CANDIDATE                    | 0                     | 0      | 0     | 0     | 0%   |
| COUNTY OFFICES                    |                       |        |       |       |      |
| COUNTY RECORDER                   | VOTES = 90            |        |       |       |      |
| * SAM ALLISON                     | 83                    | 7      | 0     | 90    | 100% |
| COUNTY SHERIFF                    | VOTES = 128           |        |       |       |      |
| WILLIAM H. BROWN                  | 3                     | 2      | 0     | 5     | 4%   |
| * JAMES L. (JIM) KENNEDY          | 99                    | 7      | 0     | 106   | 83%  |
| LARRY SMITH                       | 16                    | 1      | 0     | 17    | 13%  |
| COUNTY ASSESSOR                   | VOTES = 105           |        |       |       |      |
| * JUDITH A. SHARP                 | 97                    | 8      | 0     | 105   | 100% |
| COUNTY COMMISSIONER<br>DISTRICT 1 | VOTES = 86            |        |       |       |      |
| * PATRICK STOFFERS                | 60                    | 6      | 0     | 66    | 77%  |
| JAYSON A. TATLOCK                 | 18                    | 2      | 0     | 20    | 23%  |
| COUNTY COUNCIL<br>DISTRICT 1      | VOTES = 82            |        |       |       |      |
| * VIC KELSON                      | 74                    | 8      | 0     | 82    | 100% |
| TOWNSHIP OFFICES                  |                       |        |       |       |      |
| BLOOMINGTON TOWNSHIP ASSESSOR     | VOTES = 93            |        |       |       |      |
| * JAMES K. BRINEGAR               | 63                    | 8      | 0     | 71    | 76%  |
| THOMAS TEAGUE                     | 20                    | 2      | 0     | 22    | 24%  |
| BLOOMINGTON TOWNSHIP TRUSTEE      | VOTES = 97            |        |       |       |      |
| * NANCY L. BRINEGAR               | 89                    | 8      | 0     | 97    | 100% |

VOTES FOR DEMOCRATIC PARTY

# OF ELECTRONIC VOTES : 189

# OF ABSENTEE BALLOTS : 21

# OF PAPER BALLOTS : 0

TOTAL VOTES = 210

TURNOUT = 21.69% OF 968 REGISTERED

OFFICE

----- V O T E S -----

RESPONSE

MACHINE ABSENT PAPER TOTAL %

BLOOMINGTON TOWNSHIP BOARD

VOTES = 196

|                     |    |   |   |    |     |
|---------------------|----|---|---|----|-----|
| DAWN ALLEN          | 39 | 6 | 0 | 45 | 23% |
| BARBARA E. MCKINNEY | 55 | 8 | 0 | 63 | 32% |
| * BILL STURBAUM     | 80 | 8 | 0 | 88 | 45% |

PARTY OFFICES

PRECINCT COMMITTEEMAN  
BLOOMINGTON 19

VOTES = 91

|                      |    |   |   |    |      |
|----------------------|----|---|---|----|------|
| * MARTIN C. SPECHLER | 83 | 8 | 0 | 91 | 100% |
|----------------------|----|---|---|----|------|

STATE CONVENTION DELEGATE  
DISTRICT 2

VOTES = 350

|                     |    |   |   |    |     |
|---------------------|----|---|---|----|-----|
| SCOTT ALBER         | 56 | 7 | 0 | 63 | 18% |
| JERRY R. BURTON     | 61 | 8 | 0 | 69 | 20% |
| CHAIM JULIAN        | 62 | 7 | 0 | 69 | 20% |
| * LOIS SABO-SKELTON | 82 | 6 | 0 | 88 | 25% |
| TROY THOMAS         | 55 | 6 | 0 | 61 | 17% |
| NO CANDIDATE        | 0  | 0 | 0 | 0  | 0%  |
| NO CANDIDATE        | 0  | 0 | 0 | 0  | 0%  |
| NO CANDIDATE        | 0  | 0 | 0 | 0  | 0%  |
| NO CANDIDATE        | 0  | 0 | 0 | 0  | 0%  |
| NO CANDIDATE        | 0  | 0 | 0 | 0  | 0%  |
| NO CANDIDATE        | 0  | 0 | 0 | 0  | 0%  |
| NO CANDIDATE        | 0  | 0 | 0 | 0  | 0%  |
| NO CANDIDATE        | 0  | 0 | 0 | 0  | 0%  |
| NO CANDIDATE        | 0  | 0 | 0 | 0  | 0%  |
| NO CANDIDATE        | 0  | 0 | 0 | 0  | 0%  |
| NO CANDIDATE        | 0  | 0 | 0 | 0  | 0%  |

END OF REPORT

VOTES FOR REPUBLICAN PARTY

# OF ELECTRONIC VOTES : 192

# OF ABSENTEE BALLOTS : 57

# OF PAPER BALLOTS : 0

TOTAL VOTES = 249

TURNOUT = 22.47% OF 1108 REGISTERED

|          |                       |        |               |
|----------|-----------------------|--------|---------------|
| OFFICE   | ----- V O T E S ----- |        |               |
| RESPONSE | MACHINE               | ABSENT | PAPER TOTAL % |

FEDERAL & STATE OFFICES

UNITED STATES SENATOR

VOTES = 100

\* RICHARD G. LUGAR

71 29 0 100 100%

UNITED STATES REPRESENTATIVE  
DISTRICT 9

VOTES = 96

SAM SCHULTZ

19 5 0 24 25%

\* MIKE SODREL

51 21 0 72 75%

LEGISLATIVE OFFICES

STATE REPRESENTATIVE  
DISTRICT 61

VOTES = 77

\* ADRIANNE DUNLAP

55 22 0 77 100%

CIRCUIT OFFICES & COUNTY JUDICIAL OFFICES

JUDGE OF THE 10TH JUDICIAL CIRCUIT COURT  
SEAT 2

VOTES = 82

\* MARC R. KELLAMS

60 22 0 82 100%

JUDGE OF THE 10TH JUDICIAL CIRCUIT COURT  
SEAT 3

VOTES = 110

\* FRANCES (FRANCIE) HILL

59 16 0 75 68%

HERB KILMER

9 8 0 17 15%

BRET RAPER

10 8 0 18 16%

JUDGE OF THE 10TH JUDICIAL CIRCUIT COURT  
SEAT 8

VOTES = 82

\* JEFFREY A. CHALFANT

57 25 0 82 100%

PROSECUTING ATTORNEY  
10TH CIRCUIT

VOTES = 84

\* CARL A. SALZMANN

61 23 0 84 100%

VOTES FOR REPUBLICAN PARTY

# OF ELECTRONIC VOTES : 192

# OF ABSENTEE BALLOTS : 57

# OF PAPER BALLOTS : 0

TOTAL VOTES = 249

TURNOUT = 22.47% OF 1108 REGISTERED

OFFICE

----- V O T E S -----

RESPONSE

MACHINE ABSENT PAPER TOTAL %

CLERK OF THE CIRCUIT COURT

VOTES = 83

\* JIM FIELDER

57 26 0 83 100%

COUNTY OFFICES

COUNTY RECORDER

VOTES = 85

\* PAT HALEY

61 24 0 85 100%

COUNTY SHERIFF

VOTES = 97

LARRY BIZZARI

24 7 0 31 32%

WILLIAM L. (BILL) BRAND, JR.

9 3 0 12 12%

BRIAN R. MOBLEY

7 5 0 12 12%

\* BRAD SWAIN

32 10 0 42 43%

COUNTY ASSESSOR

VOTES = 0

\* NO CANDIDATE

0 0 0 0 0%

COUNTY COMMISSIONER

VOTES = 84

DISTRICT 1

\* JEFF ELLINGTON

59 25 0 84 100%

COUNTY COUNCIL

VOTES = 81

DISTRICT 3

\* MARTHA "MARTY" HAWK

59 22 0 81 100%

TOWNSHIP OFFICES

BLOOMINGTON TOWNSHIP ASSESSOR

VOTES = 0

\* NO CANDIDATE

0 0 0 0 0%

BLOOMINGTON TOWNSHIP TRUSTEE

VOTES = 90

\* ANTHONY S. BRUNER

37 14 0 51 57%

DEXTER LUCK

27 12 0 39 43%

05-12-2006

2006 COUNTY PRIMARY ELECTION

TIME : 14:55:38

REPORT FOR PRECINCT 20 - BLOOMINGTON 20

PAGE : 3

VOTES FOR REPUBLICAN PARTY

# OF ELECTRONIC VOTES : 192

# OF ABSENTEE BALLOTS : 57

# OF PAPER BALLOTS : 0

TOTAL VOTES = 249

TURNOUT = 22.47% OF 1108 REGISTERED

OFFICE

----- V O T E S -----

RESPONSE

MACHINE ABSENT PAPER TOTAL %

BLOOMINGTON TOWNSHIP BOARD

VOTES = 115

|                  |    |    |   |    |     |
|------------------|----|----|---|----|-----|
| * ROBERT NAYLOR  | 51 | 22 | 0 | 73 | 63% |
| * SCOTT C. TIBBS | 25 | 17 | 0 | 42 | 37% |
| * NO CANDIDATE   | 0  | 0  | 0 | 0  | 0%  |

PARTY OFFICES

PRECINCT COMMITTEEMAN

VOTES = 82

BLOOMINGTON 20

|                 |    |    |   |    |     |
|-----------------|----|----|---|----|-----|
| * SUSAN ELKINS  | 47 | 18 | 0 | 65 | 79% |
| PAUL J. PULLIAM | 14 | 3  | 0 | 17 | 21% |

STATE CONVENTION DELEGATE

VOTES = 277

DISTRICT 2

|                    |    |    |   |    |     |
|--------------------|----|----|---|----|-----|
| BARBARA M. CLARK   | 45 | 18 | 0 | 63 | 23% |
| * SUSAN ELKINS     | 47 | 19 | 0 | 66 | 24% |
| RICHARD A. HICKMAN | 38 | 14 | 0 | 52 | 19% |
| DAVID SHUEE        | 36 | 12 | 0 | 48 | 17% |
| SCOTT C. TIBBS     | 36 | 12 | 0 | 48 | 17% |
| NO CANDIDATE       | 0  | 0  | 0 | 0  | 0%  |
| NO CANDIDATE       | 0  | 0  | 0 | 0  | 0%  |
| NO CANDIDATE       | 0  | 0  | 0 | 0  | 0%  |
| NO CANDIDATE       | 0  | 0  | 0 | 0  | 0%  |
| NO CANDIDATE       | 0  | 0  | 0 | 0  | 0%  |

05-12-2006

2006 COUNTY PRIMARY ELECTION

TIME : 14:55:38

REPORT FOR PRECINCT 20 - BLOOMINGTON 20

PAGE : 4

VOTES FOR DEMOCRATIC PARTY

# OF ELECTRONIC VOTES : 192

# OF ABSENTEE BALLOTS : 57

# OF PAPER BALLOTS : 0

TOTAL VOTES = 249

TURNOUT = 22.47% OF 1108 REGISTERED

|          |                       |        |       |         |
|----------|-----------------------|--------|-------|---------|
| OFFICE   | ----- V O T E S ----- |        |       |         |
| RESPONSE | MACHINE               | ABSENT | PAPER | TOTAL % |

FEDERAL & STATE OFFICES

UNITED STATES SENATOR

VOTES = 0

\* NO CANDIDATE

0 0 0 0 0%

UNITED STATES REPRESENTATIVE  
DISTRICT 9

VOTES = 130

GRETCHEN CLEARWATER

42 8 0 50 38%

\* BARON P. HILL

61 15 0 76 58%

JOHN (COSMO) HOCKERSMITH

2 0 0 2 2%

LENDALL B. TERRY

2 0 0 2 2%

LEGISLATIVE OFFICES

STATE REPRESENTATIVE  
DISTRICT 61

VOTES = 110

\* MATT PIERCE

90 20 0 110 100%

CIRCUIT OFFICES & COUNTY JUDICIAL OFFICES

JUDGE OF THE 10TH JUDICIAL CIRCUIT COURT  
SEAT 2

VOTES = 0

\* NO CANDIDATE

0 0 0 0 0%

JUDGE OF THE 10TH JUDICIAL CIRCUIT COURT  
SEAT 3

VOTES = 124

\* VALERI HAUGHTON

46 10 0 56 45%

ALPHONSO (AL) MANNS

11 4 0 15 12%

ROBERT T. MILLER

46 7 0 53 43%

JUDGE OF THE 10TH JUDICIAL CIRCUIT COURT  
SEAT 8

VOTES = 89

\* TERESA HARPER

73 16 0 89 100%

PROSECUTING ATTORNEY  
10TH CIRCUIT

VOTES = 102

\* CHRIS GAAL

83 19 0 102 100%



VOTES FOR DEMOCRATIC PARTY

# OF ELECTRONIC VOTES : 192

# OF ABSENTEE BALLOTS : 57

# OF PAPER BALLOTS : 0

TOTAL VOTES = 249

TURNOUT = 22.47% OF 1108 REGISTERED

|          |                       |        |       |         |
|----------|-----------------------|--------|-------|---------|
| OFFICE   | ----- V O T E S ----- |        |       |         |
| RESPONSE | MACHINE               | ABSENT | PAPER | TOTAL % |

|                            |           |   |   |      |
|----------------------------|-----------|---|---|------|
| CLERK OF THE CIRCUIT COURT | VOTES = 0 |   |   |      |
| * NO CANDIDATE             | 0         | 0 | 0 | 0 0% |

COUNTY OFFICES

|                 |            |    |   |         |
|-----------------|------------|----|---|---------|
| COUNTY RECORDER | VOTES = 93 |    |   |         |
| * SAM ALLISON   | 77         | 16 | 0 | 93 100% |

|                          |             |    |   |        |
|--------------------------|-------------|----|---|--------|
| COUNTY SHERIFF           | VOTES = 124 |    |   |        |
| WILLIAM H. BROWN         | 10          | 3  | 0 | 13 10% |
| * JAMES L. (JIM) KENNEDY | 57          | 14 | 0 | 71 57% |
| LARRY SMITH              | 38          | 2  | 0 | 40 32% |

|                   |             |    |   |          |
|-------------------|-------------|----|---|----------|
| COUNTY ASSESSOR   | VOTES = 101 |    |   |          |
| * JUDITH A. SHARP | 86          | 15 | 0 | 101 100% |

|                                   |            |   |   |        |
|-----------------------------------|------------|---|---|--------|
| COUNTY COMMISSIONER<br>DISTRICT 1 | VOTES = 92 |   |   |        |
| * PATRICK STOFFERS                | 52         | 9 | 0 | 61 66% |
| JAYSON A. TATLOCK                 | 23         | 8 | 0 | 31 34% |

|                              |             |    |   |        |
|------------------------------|-------------|----|---|--------|
| COUNTY COUNCIL<br>DISTRICT 3 | VOTES = 121 |    |   |        |
| * MARK STOOPS                | 75          | 16 | 0 | 91 75% |
| TROY THOMAS                  | 25          | 5  | 0 | 30 25% |

TOWNSHIP OFFICES

|                               |            |    |   |        |
|-------------------------------|------------|----|---|--------|
| BLOOMINGTON TOWNSHIP ASSESSOR | VOTES = 97 |    |   |        |
| * JAMES K. BRINEGAR           | 47         | 13 | 0 | 60 62% |
| THOMAS TEAGUE                 | 32         | 5  | 0 | 37 38% |

|                              |            |    |   |         |
|------------------------------|------------|----|---|---------|
| BLOOMINGTON TOWNSHIP TRUSTEE | VOTES = 95 |    |   |         |
| * NANCY L. BRINEGAR          | 77         | 18 | 0 | 95 100% |

VOTES FOR DEMOCRATIC PARTY

# OF ELECTRONIC VOTES : 192

# OF ABSENTEE BALLOTS : 57

# OF PAPER BALLOTS : 0

TOTAL VOTES = 249

TURNOUT = 22.47% OF 1108 REGISTERED

OFFICE  
RESPONSE

----- V O T E S -----  
MACHINE ABSENT PAPER TOTAL %

BLOOMINGTON TOWNSHIP BOARD

VOTES = 210

|                     |    |    |   |    |     |
|---------------------|----|----|---|----|-----|
| DAWN ALLEN          | 51 | 13 | 0 | 64 | 30% |
| BARBARA E. MCKINNEY | 52 | 14 | 0 | 66 | 31% |
| * BILL STURBAUM     | 65 | 15 | 0 | 80 | 38% |

PARTY OFFICES

PRECINCT COMMITTEEMAN  
BLOOMINGTON 20

VOTES = 90

|                   |    |    |   |    |      |
|-------------------|----|----|---|----|------|
| * JULIE L. THOMAS | 77 | 13 | 0 | 90 | 100% |
|-------------------|----|----|---|----|------|

STATE CONVENTION DELEGATE  
DISTRICT 2

VOTES = 335

|                     |    |    |   |    |     |
|---------------------|----|----|---|----|-----|
| SCOTT ALBER         | 55 | 9  | 0 | 64 | 19% |
| JERRY R. BURTON     | 59 | 8  | 0 | 67 | 20% |
| CHAIM JULIAN        | 53 | 9  | 0 | 62 | 19% |
| * LOIS SABO-SKELTON | 62 | 12 | 0 | 74 | 22% |
| TROY THOMAS         | 61 | 7  | 0 | 68 | 20% |
| NO CANDIDATE        | 0  | 0  | 0 | 0  | 0%  |
| NO CANDIDATE        | 0  | 0  | 0 | 0  | 0%  |
| NO CANDIDATE        | 0  | 0  | 0 | 0  | 0%  |
| NO CANDIDATE        | 0  | 0  | 0 | 0  | 0%  |
| NO CANDIDATE        | 0  | 0  | 0 | 0  | 0%  |
| NO CANDIDATE        | 0  | 0  | 0 | 0  | 0%  |
| NO CANDIDATE        | 0  | 0  | 0 | 0  | 0%  |
| NO CANDIDATE        | 0  | 0  | 0 | 0  | 0%  |
| NO CANDIDATE        | 0  | 0  | 0 | 0  | 0%  |
| NO CANDIDATE        | 0  | 0  | 0 | 0  | 0%  |
| NO CANDIDATE        | 0  | 0  | 0 | 0  | 0%  |

END OF REPORT

05-12-2006

2006 COUNTY PRIMARY ELECTION

TIME : 14:55:38

REPORT FOR PRECINCT 21 - BLOOMINGTON 21

PAGE : 1

VOTES FOR REPUBLICAN PARTY

# OF ELECTRONIC VOTES : 129

# OF ABSENTEE BALLOTS : 54

# OF PAPER BALLOTS : 0

TOTAL VOTES = 183

TURNOUT = 39.35% OF 465 REGISTERED

OFFICE

----- V O T E S -----

RESPONSE

MACHINE ABSENT PAPER TOTAL %

FEDERAL & STATE OFFICES

UNITED STATES SENATOR

VOTES = 66

\* RICHARD G. LUGAR

37 29 0 66 100%

UNITED STATES REPRESENTATIVE  
DISTRICT 9

VOTES = 59

SAM SCHULTZ

8 6 0 14 24%

\* MIKE SODREL

26 19 0 45 76%

LEGISLATIVE OFFICES

STATE REPRESENTATIVE  
DISTRICT 61

VOTES = 54

\* ADRIANNE DUNLAP

32 22 0 54 100%

CIRCUIT OFFICES & COUNTY JUDICIAL OFFICES

JUDGE OF THE 10TH JUDICIAL CIRCUIT COURT  
SEAT 2

VOTES = 53

\* MARC R. KELLAMS

28 25 0 53 100%

JUDGE OF THE 10TH JUDICIAL CIRCUIT COURT  
SEAT 3

VOTES = 63

\* FRANCES (FRANCIE) HILL

25 15 0 40 63%

HERB KILMER

6 8 0 14 22%

BRET RAPER

7 2 0 9 14%

JUDGE OF THE 10TH JUDICIAL CIRCUIT COURT  
SEAT 8

VOTES = 52

\* JEFFREY A. CHALFANT

27 25 0 52 100%

PROSECUTING ATTORNEY  
10TH CIRCUIT

VOTES = 57

\* CARL A. SALZMANN

32 25 0 57 100%

VOTES FOR REPUBLICAN PARTY

# OF ELECTRONIC VOTES : 129

# OF ABSENTEE BALLOTS : 54

# OF PAPER BALLOTS : 0

TOTAL VOTES = 183

TURNOUT = 39.35% OF 465 REGISTERED

|          |                       |        |       |         |
|----------|-----------------------|--------|-------|---------|
| OFFICE   | ----- V O T E S ----- |        |       |         |
| RESPONSE | MACHINE               | ABSENT | PAPER | TOTAL % |

CLERK OF THE CIRCUIT COURT

VOTES = 55

|               |    |    |   |    |      |
|---------------|----|----|---|----|------|
| * JIM FIELDER | 31 | 24 | 0 | 55 | 100% |
|---------------|----|----|---|----|------|

COUNTY OFFICES

COUNTY RECORDER

VOTES = 56

|             |    |    |   |    |      |
|-------------|----|----|---|----|------|
| * PAT HALEY | 31 | 25 | 0 | 56 | 100% |
|-------------|----|----|---|----|------|

COUNTY SHERIFF

VOTES = 53

|                                |    |    |   |    |     |
|--------------------------------|----|----|---|----|-----|
| * LARRY BIZZARI                | 8  | 6  | 0 | 14 | 26% |
| * WILLIAM L. (BILL) BRAND, JR. | 12 | 2  | 0 | 14 | 26% |
| BRIAN R. MOBLEY                | 6  | 6  | 0 | 12 | 23% |
| BRAD SWAIN                     | 3  | 10 | 0 | 13 | 25% |

THIS OFFICE HAS A TIE!!!

COUNTY ASSESSOR

VOTES = 0

|                |   |   |   |   |    |
|----------------|---|---|---|---|----|
| * NO CANDIDATE | 0 | 0 | 0 | 0 | 0% |
|----------------|---|---|---|---|----|

COUNTY COMMISSIONER

VOTES = 50

DISTRICT 1

|                  |    |    |   |    |      |
|------------------|----|----|---|----|------|
| * JEFF ELLINGTON | 32 | 18 | 0 | 50 | 100% |
|------------------|----|----|---|----|------|

COUNTY COUNCIL

VOTES = 47

DISTRICT 3

|                       |    |    |   |    |      |
|-----------------------|----|----|---|----|------|
| * MARTHA "MARTY" HAWK | 26 | 21 | 0 | 47 | 100% |
|-----------------------|----|----|---|----|------|

TOWNSHIP OFFICES

BLOOMINGTON TOWNSHIP ASSESSOR

VOTES = 0

|                |   |   |   |   |    |
|----------------|---|---|---|---|----|
| * NO CANDIDATE | 0 | 0 | 0 | 0 | 0% |
|----------------|---|---|---|---|----|

BLOOMINGTON TOWNSHIP TRUSTEE

VOTES = 46

|                     |    |    |   |    |     |
|---------------------|----|----|---|----|-----|
| * ANTHONY S. BRUNER | 16 | 11 | 0 | 27 | 59% |
| DEXTER LUCK         | 9  | 10 | 0 | 19 | 41% |

VOTES FOR REPUBLICAN PARTY

# OF ELECTRONIC VOTES : 129

# OF ABSENTEE BALLOTS : 54

# OF PAPER BALLOTS : 0

TOTAL VOTES = 183

TURNOUT = 39.35% OF 465 REGISTERED

OFFICE  
RESPONSE

----- V O T E S -----  
MACHINE ABSENT PAPER TOTAL %

BLOOMINGTON TOWNSHIP BOARD

VOTES = 82

|                  |    |    |   |    |     |
|------------------|----|----|---|----|-----|
| ROBERT NAYLOR    | 20 | 20 | 0 | 40 | 49% |
| * SCOTT C. TIBBS | 21 | 21 | 0 | 42 | 51% |
| NO CANDIDATE     | 0  | 0  | 0 | 0  | 0%  |

PARTY OFFICES

PRECINCT COMMITTEEMAN  
BLOOMINGTON 21

VOTES = 0

|                |   |   |   |   |    |
|----------------|---|---|---|---|----|
| * NO CANDIDATE | 0 | 0 | 0 | 0 | 0% |
|----------------|---|---|---|---|----|

STATE CONVENTION DELEGATE  
DISTRICT 2

VOTES = 207

|                      |    |    |   |    |     |
|----------------------|----|----|---|----|-----|
| * BARBARA M. CLARK   | 32 | 22 | 0 | 54 | 26% |
| * SUSAN ELKINS       | 22 | 18 | 0 | 40 | 19% |
| * RICHARD A. HICKMAN | 23 | 16 | 0 | 39 | 19% |
| DAVID SHUEE          | 19 | 17 | 0 | 36 | 17% |
| * SCOTT C. TIBBS     | 22 | 16 | 0 | 38 | 18% |
| NO CANDIDATE         | 0  | 0  | 0 | 0  | 0%  |
| NO CANDIDATE         | 0  | 0  | 0 | 0  | 0%  |
| NO CANDIDATE         | 0  | 0  | 0 | 0  | 0%  |
| NO CANDIDATE         | 0  | 0  | 0 | 0  | 0%  |
| NO CANDIDATE         | 0  | 0  | 0 | 0  | 0%  |

VOTES FOR DEMOCRATIC PARTY

# OF ELECTRONIC VOTES : 129

# OF ABSENTEE BALLOTS : 54

# OF PAPER BALLOTS : 0

TOTAL VOTES = 183

TURNOUT = 39.35% OF 465 REGISTERED

|          |                       |        |       |         |
|----------|-----------------------|--------|-------|---------|
| OFFICE   | ----- V O T E S ----- |        |       |         |
| RESPONSE | MACHINE               | ABSENT | PAPER | TOTAL % |

FEDERAL & STATE OFFICES

|  |             |    |   |        |
|--|-------------|----|---|--------|
| UNITED STATES SENATOR                      | VOTES = 0   |    |   |        |
| * NO CANDIDATE                             | 0           | 0  | 0 | 0 0%   |
| UNITED STATES REPRESENTATIVE<br>DISTRICT 9 | VOTES = 100 |    |   |        |
| GRETCHEN CLEARWATER                        | 17          | 9  | 0 | 26 26% |
| * BARON P. HILL                            | 58          | 13 | 0 | 71 71% |
| JOHN (COSMO) HOCKERSMITH                   | 0           | 0  | 0 | 0 0%   |
| LENDALL B. TERRY                           | 2           | 1  | 0 | 3 3%   |

LEGISLATIVE OFFICES

|                                     |            |    |   |         |
|-------------------------------------|------------|----|---|---------|
| STATE REPRESENTATIVE<br>DISTRICT 61 | VOTES = 88 |    |   |         |
| * MATT PIERCE                       | 67         | 21 | 0 | 88 100% |

CIRCUIT OFFICES & COUNTY JUDICIAL OFFICES

|  |           |   |   |      |
|--|-----------|---|---|------|
| JUDGE OF THE 10TH JUDICIAL CIRCUIT COURT<br>SEAT 2 | VOTES = 0 |   |   |      |
| * NO CANDIDATE                                     | 0         | 0 | 0 | 0 0% |

|  |            |    |   |        |
|--|------------|----|---|--------|
| JUDGE OF THE 10TH JUDICIAL CIRCUIT COURT<br>SEAT 3 | VOTES = 96 |    |   |        |
| * VALERI HAUGHTON                                  | 48         | 8  | 0 | 56 58% |
| ALPHONSO (AL) MANNS                                | 2          | 1  | 0 | 3 3%   |
| ROBERT T. MILLER                                   | 26         | 11 | 0 | 37 39% |

|  |            |    |   |         |
|--|------------|----|---|---------|
| JUDGE OF THE 10TH JUDICIAL CIRCUIT COURT<br>SEAT 8 | VOTES = 63 |    |   |         |
| * TERESA HARPER                                    | 47         | 16 | 0 | 63 100% |

|                                      |            |    |   |         |
|--------------------------------------|------------|----|---|---------|
| PROSECUTING ATTORNEY<br>10TH CIRCUIT | VOTES = 79 |    |   |         |
| * CHRIS GAAL                         | 58         | 21 | 0 | 79 100% |

VOTES FOR DEMOCRATIC PARTY

# OF ELECTRONIC VOTES : 129

# OF ABSENTEE BALLOTS : 54

# OF PAPER BALLOTS : 0

TOTAL VOTES = 183

TURNOUT = 39.35% OF 465 REGISTERED

|          |                       |        |       |         |
|----------|-----------------------|--------|-------|---------|
| OFFICE   | ----- V O T E S ----- |        |       |         |
| RESPONSE | MACHINE               | ABSENT | PAPER | TOTAL % |

|                            |           |   |   |      |
|----------------------------|-----------|---|---|------|
| CLERK OF THE CIRCUIT COURT | VOTES = 0 |   |   |      |
| * NO CANDIDATE             | 0         | 0 | 0 | 0 0% |

COUNTY OFFICES

|                 |            |    |   |         |
|-----------------|------------|----|---|---------|
| COUNTY RECORDER | VOTES = 60 |    |   |         |
| * SAM ALLISON   | 45         | 15 | 0 | 60 100% |

|                          |             |    |   |        |
|--------------------------|-------------|----|---|--------|
| COUNTY SHERIFF           | VOTES = 104 |    |   |        |
| WILLIAM H. BROWN         | 5           | 2  | 0 | 7 7%   |
| * JAMES L. (JIM) KENNEDY | 71          | 15 | 0 | 86 83% |
| LARRY SMITH              | 8           | 3  | 0 | 11 11% |

|                   |            |    |   |         |
|-------------------|------------|----|---|---------|
| COUNTY ASSESSOR   | VOTES = 78 |    |   |         |
| * JUDITH A. SHARP | 59         | 19 | 0 | 78 100% |

|                                   |            |    |   |        |
|-----------------------------------|------------|----|---|--------|
| COUNTY COMMISSIONER<br>DISTRICT 1 | VOTES = 66 |    |   |        |
| * PATRICK STOFFERS                | 34         | 13 | 0 | 47 71% |
| JAYSON A. TATLOCK                 | 17         | 2  | 0 | 19 29% |

|                              |            |    |   |        |
|------------------------------|------------|----|---|--------|
| COUNTY COUNCIL<br>DISTRICT 3 | VOTES = 77 |    |   |        |
| * MARK STOOPS                | 50         | 10 | 0 | 60 78% |
| TROY THOMAS                  | 16         | 1  | 0 | 17 22% |

TOWNSHIP OFFICES

|                               |            |    |   |        |
|-------------------------------|------------|----|---|--------|
| BLOOMINGTON TOWNSHIP ASSESSOR | VOTES = 65 |    |   |        |
| * JAMES K. BRINEGAR           | 44         | 13 | 0 | 57 88% |
| THOMAS TEAGUE                 | 7          | 1  | 0 | 8 12%  |

|                              |            |    |   |         |
|------------------------------|------------|----|---|---------|
| BLOOMINGTON TOWNSHIP TRUSTEE | VOTES = 68 |    |   |         |
| * NANCY L. BRINEGAR          | 51         | 17 | 0 | 68 100% |

05-12-2006

2006 COUNTY PRIMARY ELECTION

TIME : 14:55:38

REPORT FOR PRECINCT 21 - BLOOMINGTON 21

PAGE : 6

VOTES FOR DEMOCRATIC PARTY

# OF ELECTRONIC VOTES : 129

# OF ABSENTEE BALLOTS : 54

# OF PAPER BALLOTS : 0

TOTAL VOTES = 183

TURNOUT = 39.35% OF 465 REGISTERED

|          |                       |        |       |         |
|----------|-----------------------|--------|-------|---------|
| OFFICE   | ----- V O T E S ----- |        |       |         |
| RESPONSE | MACHINE               | ABSENT | PAPER | TOTAL % |

BLOOMINGTON TOWNSHIP BOARD

VOTES = 122

|                     |    |    |   |    |     |
|---------------------|----|----|---|----|-----|
| DAWN ALLEN          | 16 | 10 | 0 | 26 | 21% |
| BARBARA E. McKINNEY | 28 | 11 | 0 | 39 | 32% |
| * BILL STURBAUM     | 43 | 14 | 0 | 57 | 47% |

PARTY OFFICES

PRECINCT COMMITTEEMAN  
BLOOMINGTON 21

VOTES = 0

|                |   |   |   |   |    |
|----------------|---|---|---|---|----|
| * NO CANDIDATE | 0 | 0 | 0 | 0 | 0% |
|----------------|---|---|---|---|----|

STATE CONVENTION DELEGATE  
DISTRICT 2

VOTES = 227

|                     |    |   |   |    |     |
|---------------------|----|---|---|----|-----|
| SCOTT ALBER         | 32 | 7 | 0 | 39 | 17% |
| JERRY R. BURTON     | 40 | 8 | 0 | 48 | 21% |
| CHAIM JULIAN        | 34 | 8 | 0 | 42 | 19% |
| * LOIS SABO-SKELTON | 46 | 9 | 0 | 55 | 24% |
| TROY THOMAS         | 36 | 7 | 0 | 43 | 19% |
| NO CANDIDATE        | 0  | 0 | 0 | 0  | 0%  |
| NO CANDIDATE        | 0  | 0 | 0 | 0  | 0%  |
| NO CANDIDATE        | 0  | 0 | 0 | 0  | 0%  |
| NO CANDIDATE        | 0  | 0 | 0 | 0  | 0%  |
| NO CANDIDATE        | 0  | 0 | 0 | 0  | 0%  |
| NO CANDIDATE        | 0  | 0 | 0 | 0  | 0%  |
| NO CANDIDATE        | 0  | 0 | 0 | 0  | 0%  |
| NO CANDIDATE        | 0  | 0 | 0 | 0  | 0%  |
| NO CANDIDATE        | 0  | 0 | 0 | 0  | 0%  |
| NO CANDIDATE        | 0  | 0 | 0 | 0  | 0%  |
| NO CANDIDATE        | 0  | 0 | 0 | 0  | 0%  |
| NO CANDIDATE        | 0  | 0 | 0 | 0  | 0%  |

END OF REPORT



05-12-2006

2006 COUNTY PRIMARY ELECTION

TIME : 14:55:38

REPORT FOR PRECINCT 22 - BLOOMINGTON 22

PAGE : 1

VOTES FOR REPUBLICAN PARTY

# OF ELECTRONIC VOTES : 81 # OF ABSENTEE BALLOTS : 19  
 # OF PAPER BALLOTS : 0

TOTAL VOTES = 100

TURNOUT = 11.16% OF 896 REGISTERED

OFFICE RESPONSE ----- V O T E S -----  
 MACHINE ABSENT PAPER TOTAL %

FEDERAL & STATE OFFICES

UNITED STATES SENATOR VOTES = 47  
 \* RICHARD G. LUGAR 34 13 0 47 100%

UNITED STATES REPRESENTATIVE VOTES = 46  
 DISTRICT 9  
 SAM SCHULTZ 3 0 0 3 7%  
 \* MIKE SODREL 31 12 0 43 93%

LEGISLATIVE OFFICES

STATE REPRESENTATIVE VOTES = 40  
 DISTRICT 61  
 \* ADRIANNE DUNLAP 27 13 0 40 100%

CIRCUIT OFFICES & COUNTY JUDICIAL OFFICES

JUDGE OF THE 10TH JUDICIAL CIRCUIT COURT VOTES = 39  
 SEAT 2  
 \* MARC R. KELLAMS 28 11 0 39 100%

JUDGE OF THE 10TH JUDICIAL CIRCUIT COURT VOTES = 50  
 SEAT 3  
 FRANCES (FRANCIE) HILL 10 3 0 13 26%  
 \* HERB KILMER 20 6 0 26 52%  
 BRET RAPER 6 5 0 11 22%

JUDGE OF THE 10TH JUDICIAL CIRCUIT COURT VOTES = 35  
 SEAT 8  
 \* JEFFREY A. CHALFANT 25 10 0 35 100%

PROSECUTING ATTORNEY VOTES = 41  
 10TH CIRCUIT  
 \* CARL A. SALZMANN 29 12 0 41 100%

VOTES FOR REPUBLICAN PARTY

# OF ELECTRONIC VOTES : 81 # OF ABSENTEE BALLOTS : 19 # OF PAPER BALLOTS : 0

TOTAL VOTES = 100

TURNOUT = 11.16% OF 896 REGISTERED

OFFICE RESPONSE ----- VOTES ----- MACHINE ABSENT PAPER TOTAL %

CLERK OF THE CIRCUIT COURT VOTES = 39 \* JIM FIELDER 28 11 0 39 100% COUNTY OFFICES

COUNTY RECORDER VOTES = 47 \* PAT HALEY 35 12 0 47 100%

COUNTY SHERIFF VOTES = 47 LARRY BIZZARI 1 2 0 3 6% WILLIAM L. (BILL) BRAND, JR. 3 1 0 4 9% BRIAN R. MOBLEY 8 1 0 9 19% \* BRAD SWAIN 20 11 0 31 66%

COUNTY ASSESSOR VOTES = 0 \* NO CANDIDATE 0 0 0 0 0%

COUNTY COMMISSIONER DISTRICT 1 VOTES = 40 \* JEFF ELLINGTON 27 13 0 40 100%

COUNTY COUNCIL DISTRICT 4 VOTES = 0 \* NO CANDIDATE 0 0 0 0 0% TOWNSHIP OFFICES

BLOOMINGTON TOWNSHIP ASSESSOR VOTES = 0 \* NO CANDIDATE 0 0 0 0 0%

BLOOMINGTON TOWNSHIP TRUSTEE VOTES = 43 ANTHONY S. BRUNER 11 7 0 18 42% \* DEXTER LUCK 18 7 0 25 58%

VOTES FOR REPUBLICAN PARTY

# OF ELECTRONIC VOTES : 81

# OF ABSENTEE BALLOTS : 19

# OF PAPER BALLOTS : 0

TOTAL VOTES = 100

TURNOUT = 11.16% OF 896 REGISTERED

OFFICE

RESPONSE

----- V O T E S -----  
MACHINE ABSENT PAPER TOTAL %

BLOOMINGTON TOWNSHIP BOARD

VOTES = 60

|                  |    |    |   |    |     |
|------------------|----|----|---|----|-----|
| * ROBERT NAYLOR  | 25 | 8  | 0 | 33 | 55% |
| * SCOTT C. TIBBS | 17 | 10 | 0 | 27 | 45% |
| * NO CANDIDATE   | 0  | 0  | 0 | 0  | 0%  |

PARTY OFFICES

PRECINCT COMMITTEEMAN  
BLOOMINGTON 22

VOTES = 37

|                      |    |    |   |    |      |
|----------------------|----|----|---|----|------|
| * RICHARD A. HICKMAN | 26 | 11 | 0 | 37 | 100% |
|----------------------|----|----|---|----|------|

STATE CONVENTION DELEGATE  
DISTRICT 2

VOTES = 145

|                    |    |    |   |    |     |
|--------------------|----|----|---|----|-----|
| BARBARA M. CLARK   | 22 | 9  | 0 | 31 | 21% |
| * SUSAN ELKINS     | 25 | 9  | 0 | 34 | 23% |
| RICHARD A. HICKMAN | 20 | 10 | 0 | 30 | 21% |
| DAVID SHUEE        | 15 | 8  | 0 | 23 | 16% |
| SCOTT C. TIBBS     | 19 | 8  | 0 | 27 | 19% |
| NO CANDIDATE       | 0  | 0  | 0 | 0  | 0%  |
| NO CANDIDATE       | 0  | 0  | 0 | 0  | 0%  |
| NO CANDIDATE       | 0  | 0  | 0 | 0  | 0%  |
| NO CANDIDATE       | 0  | 0  | 0 | 0  | 0%  |
| NO CANDIDATE       | 0  | 0  | 0 | 0  | 0%  |

VOTES FOR DEMOCRATIC PARTY.

# OF ELECTRONIC VOTES : 81 # OF ABSENTEE BALLOTS : 19  
 # OF PAPER BALLOTS : 0

TOTAL VOTES = 100

TURNOUT = 11.16% OF 896 REGISTERED

OFFICE ----- V O T E S -----  
 RESPONSE MACHINE ABSENT PAPER TOTAL %

FEDERAL & STATE OFFICES

UNITED STATES SENATOR VOTES = 0  
 \* NO CANDIDATE 0 0 0 0 0%

UNITED STATES REPRESENTATIVE VOTES = 43  
 DISTRICT 9

GRETCHEN CLEARWATER 11 2 0 13 30%  
 \* BARON P. HILL 25 1 0 26 60%  
 JOHN (COSMO) HOCKERSMITH 3 0 0 3 7%  
 LENDALL B. TERRY 1 0 0 1 2%

LEGISLATIVE OFFICES

STATE REPRESENTATIVE VOTES = 37  
 DISTRICT 61

\* MATT PIERCE 34 3 0 37 100%

CIRCUIT OFFICES & COUNTY JUDICIAL OFFICES

JUDGE OF THE 10TH JUDICIAL CIRCUIT COURT VOTES = 0  
 SEAT 2

\* NO CANDIDATE 0 0 0 0 0%

JUDGE OF THE 10TH JUDICIAL CIRCUIT COURT VOTES = 41  
 SEAT 3

VALERI HAUGHTON 14 0 0 14 34%  
 ALPHONSO (AL) MANNS 9 1 0 10 24%  
 \* ROBERT T. MILLER 15 2 0 17 41%

JUDGE OF THE 10TH JUDICIAL CIRCUIT COURT VOTES = 28  
 SEAT 8

\* TERESA HARPER 25 3 0 28 100%

PROSECUTING ATTORNEY VOTES = 34  
 10TH CIRCUIT

\* CHRIS GAAL 31 3 0 34 100%

VOTES FOR DEMOCRATIC PARTY

# OF ELECTRONIC VOTES : 81 # OF ABSENTEE BALLOTS : 19  
 # OF PAPER BALLOTS : 0

TOTAL VOTES = 100  
 TURNOUT = 11.16% OF 896 REGISTERED

OFFICE RESPONSE - - - - - V O T E S - - - - -  
 MACHINE ABSENT PAPER TOTAL %

CLERK OF THE CIRCUIT COURT VOTES = 0  
 \* NO CANDIDATE 0 0 0 0 0%

COUNTY OFFICES

COUNTY RECORDER VOTES = 31  
 \* SAM ALLISON 29 2 0 31 100%

COUNTY SHERIFF VOTES = 45  
 WILLIAM H. BROWN 11 1 0 12 27%  
 JAMES L. (JIM) KENNEDY 15 1 0 16 36%  
 \* LARRY SMITH 16 1 0 17 38%

COUNTY ASSESSOR VOTES = 36  
 \* JUDITH A. SHARP 33 3 0 36 100%

COUNTY COMMISSIONER DISTRICT 1 VOTES = 34  
 \* PATRICK STOFFERS 16 2 0 18 53%  
 JAYSON A. TATLOCK 16 0 0 16 47%

COUNTY COUNCIL DISTRICT 4 VOTES = 37  
 \* BILL HAYDEN 21 0 0 21 57%  
 JILL LESH 13 3 0 16 43%

TOWNSHIP OFFICES

BLOOMINGTON TOWNSHIP ASSESSOR VOTES = 35  
 \* JAMES K. BRINEGAR 17 1 0 18 51%  
 THOMAS TEAGUE 15 2 0 17 49%

BLOOMINGTON TOWNSHIP TRUSTEE VOTES = 35  
 \* NANCY L. BRINEGAR 33 2 0 35 100%



VOTES FOR REPUBLICAN PARTY

# OF ELECTRONIC VOTES : 75 # OF ABSENTEE BALLOTS : 16  
 # OF PAPER BALLOTS : 0

TOTAL VOTES = 91

TURNOUT = 7.14% OF 1274 REGISTERED

OFFICE RESPONSE ----- VOTES -----  
 MACHINE ABSENT PAPER TOTAL %

FEDERAL & STATE OFFICES

UNITED STATES SENATOR VOTES = 7  
 \* RICHARD G. LUGAR 6 1 0 7 100%

UNITED STATES REPRESENTATIVE VOTES = 8  
 DISTRICT 9  
 SAM SCHULTZ 3 0 0 3 38%  
 \* MIKE SODREL 4 1 0 5 62%

LEGISLATIVE OFFICES

STATE REPRESENTATIVE VOTES = 6  
 DISTRICT 61  
 \* ADRIANNE DUNLAP 6 0 0 6 100%

CIRCUIT OFFICES & COUNTY JUDICIAL OFFICES

JUDGE OF THE 10TH JUDICIAL CIRCUIT COURT VOTES = 5  
 SEAT 2  
 \* MARC R. KELLAMS 5 0 0 5 100%

JUDGE OF THE 10TH JUDICIAL CIRCUIT COURT VOTES = 9  
 SEAT 3  
 \* FRANCES (FRANCIE) HILL 4 0 0 4 44%  
 HERB KILMER 3 0 0 3 33%  
 BRET RAPER 1 1 0 2 22%

JUDGE OF THE 10TH JUDICIAL CIRCUIT COURT VOTES = 5  
 SEAT 8  
 \* JEFFREY A. CHALFANT 5 0 0 5 100%

PROSECUTING ATTORNEY VOTES = 8  
 10TH CIRCUIT  
 \* CARL A. SALZMANN 7 1 0 8 100%

VOTES FOR REPUBLICAN PARTY

# OF ELECTRONIC VOTES : 75 # OF ABSENTEE BALLOTS : 16  
 # OF PAPER BALLOTS : 0  
 TOTAL VOTES = 91  
 TURNOUT = 7.14% OF 1274 REGISTERED

OFFICE RESPONSE ----- V O T E S -----  
 MACHINE ABSENT PAPER TOTAL %

CLERK OF THE CIRCUIT COURT VOTES = 6  
 \* JIM FIELDER 5 1 0 6 100%  
 COUNTY OFFICES

COUNTY RECORDER VOTES = 6  
 \* PAT HALEY 5 1 0 6 100%

COUNTY SHERIFF VOTES = 7  
 LARRY BIZZARI 1 0 0 1 14%  
 WILLIAM L. (BILL) BRAND, JR. 2 0 0 2 29%  
 \* BRIAN R. MOBLEY 3 0 0 3 43%  
 BRAD SWAIN 1 0 0 1 14%

COUNTY ASSESSOR VOTES = 0  
 \* NO CANDIDATE 0 0 0 0 0%

COUNTY COMMISSIONER DISTRICT 1 VOTES = 9  
 \* JEFF ELLINGTON 8 1 0 9 100%

COUNTY COUNCIL DISTRICT 4 VOTES = 0  
 \* NO CANDIDATE 0 0 0 0 0%

TOWNSHIP OFFICES

BLOOMINGTON TOWNSHIP ASSESSOR VOTES = 0  
 \* NO CANDIDATE 0 0 0 0 0%

BLOOMINGTON TOWNSHIP TRUSTEE VOTES = 8  
 ANTHONY S. BRUNER 2 0 0 2 25%  
 \* DEXTER LUCK 5 1 0 6 75%



05-12-2006

2006 COUNTY PRIMARY ELECTION

TIME : 14:55:38

REPORT FOR PRECINCT 23 - BLOOMINGTON 23

PAGE : 3

VOTES FOR REPUBLICAN PARTY

# OF ELECTRONIC VOTES : 75

# OF ABSENTEE BALLOTS : 16

# OF PAPER BALLOTS : 0

TOTAL VOTES = 91

TURNOUT = 7.14% OF 1274 REGISTERED

OFFICE

----- V O T E S -----

RESPONSE

MACHINE ABSENT PAPER TOTAL %

BLOOMINGTON TOWNSHIP BOARD

VOTES = 10

|                  |   |   |   |   |     |
|------------------|---|---|---|---|-----|
| ROBERT NAYLOR    | 3 | 1 | 0 | 4 | 40% |
| * SCOTT C. TIBBS | 5 | 1 | 0 | 6 | 60% |
| NO CANDIDATE     | 0 | 0 | 0 | 0 | 0%  |

PARTY OFFICES

PRECINCT COMMITTEEMAN  
BLOOMINGTON 23

VOTES = 0

|                |   |   |   |   |    |
|----------------|---|---|---|---|----|
| * NO CANDIDATE | 0 | 0 | 0 | 0 | 0% |
|----------------|---|---|---|---|----|

STATE CONVENTION DELEGATE  
DISTRICT 2

VOTES = 28

|                    |   |   |   |   |     |
|--------------------|---|---|---|---|-----|
| BARBARA M. CLARK   | 4 | 1 | 0 | 5 | 18% |
| SUSAN ELKINS       | 4 | 1 | 0 | 5 | 18% |
| RICHARD A. HICKMAN | 4 | 1 | 0 | 5 | 18% |
| * DAVID SHUEE      | 6 | 1 | 0 | 7 | 25% |
| SCOTT C. TIBBS     | 5 | 1 | 0 | 6 | 21% |
| NO CANDIDATE       | 0 | 0 | 0 | 0 | 0%  |
| NO CANDIDATE       | 0 | 0 | 0 | 0 | 0%  |
| NO CANDIDATE       | 0 | 0 | 0 | 0 | 0%  |
| NO CANDIDATE       | 0 | 0 | 0 | 0 | 0%  |
| NO CANDIDATE       | 0 | 0 | 0 | 0 | 0%  |





05-12-2006

2006 COUNTY PRIMARY ELECTION

TIME : 14:55:38

REPORT FOR PRECINCT 23 - BLOOMINGTON 23

PAGE : 6

VOTES FOR DEMOCRATIC PARTY

# OF ELECTRONIC VOTES : 75

# OF ABSENTEE BALLOTS : 16

# OF PAPER BALLOTS : 0

TOTAL VOTES = 91

TURNOUT = 7.14% OF 1274 REGISTERED

|          |                       |        |       |         |
|----------|-----------------------|--------|-------|---------|
| OFFICE   | ----- V O T E S ----- |        |       |         |
| RESPONSE | MACHINE               | ABSENT | PAPER | TOTAL % |

BLOOMINGTON TOWNSHIP BOARD

VOTES = 137

|                     |    |    |   |    |     |
|---------------------|----|----|---|----|-----|
| DAWN ALLEN          | 33 | 7  | 0 | 40 | 29% |
| BARBARA E. MCKINNEY | 35 | 10 | 0 | 45 | 33% |
| * BILL STURBAUM     | 43 | 9  | 0 | 52 | 38% |

PARTY OFFICES

PRECINCT COMMITTEEMAN

VOTES = 0

BLOOMINGTON 23

|                |   |   |   |   |    |
|----------------|---|---|---|---|----|
| * NO CANDIDATE | 0 | 0 | 0 | 0 | 0% |
|----------------|---|---|---|---|----|

STATE CONVENTION DELEGATE

VOTES = 224

DISTRICT 2

|                     |    |   |   |    |     |
|---------------------|----|---|---|----|-----|
| SCOTT ALBER         | 34 | 7 | 0 | 41 | 18% |
| JERRY R. BURTON     | 35 | 8 | 0 | 43 | 19% |
| CHAIM JULIAN        | 37 | 8 | 0 | 45 | 20% |
| * LOIS SABO-SKELTON | 43 | 9 | 0 | 52 | 23% |
| TROY THOMAS         | 35 | 8 | 0 | 43 | 19% |
| NO CANDIDATE        | 0  | 0 | 0 | 0  | 0%  |
| NO CANDIDATE        | 0  | 0 | 0 | 0  | 0%  |
| NO CANDIDATE        | 0  | 0 | 0 | 0  | 0%  |
| NO CANDIDATE        | 0  | 0 | 0 | 0  | 0%  |
| NO CANDIDATE        | 0  | 0 | 0 | 0  | 0%  |
| NO CANDIDATE        | 0  | 0 | 0 | 0  | 0%  |
| NO CANDIDATE        | 0  | 0 | 0 | 0  | 0%  |
| NO CANDIDATE        | 0  | 0 | 0 | 0  | 0%  |
| NO CANDIDATE        | 0  | 0 | 0 | 0  | 0%  |
| NO CANDIDATE        | 0  | 0 | 0 | 0  | 0%  |
| NO CANDIDATE        | 0  | 0 | 0 | 0  | 0%  |

END OF REPORT

05-12-2006

2006 COUNTY PRIMARY ELECTION

TIME : 14:55:38

REPORT FOR PRECINCT 24 - BLOOMINGTON 24

PAGE : 1

VOTES FOR REPUBLICAN PARTY

|                         |    |                         |   |
|-------------------------|----|-------------------------|---|
| # OF ELECTRONIC VOTES : | 12 | # OF ABSENTEE BALLOTS : | 4 |
|                         |    | # OF PAPER BALLOTS :    | 0 |

TOTAL VOTES = 16

TURNOUT = 1.24% OF 1290 REGISTERED

|          |                       |        |       |         |
|----------|-----------------------|--------|-------|---------|
| OFFICE   | ----- V O T E S ----- |        |       |         |
| RESPONSE | MACHINE               | ABSENT | PAPER | TOTAL % |

FEDERAL & STATE OFFICES

|                       |           |   |   |        |
|-----------------------|-----------|---|---|--------|
| UNITED STATES SENATOR | VOTES = 6 |   |   |        |
| * RICHARD G. LUGAR    | 5         | 1 | 0 | 6 100% |

|  |           |   |   |       |
|--|-----------|---|---|-------|
| UNITED STATES REPRESENTATIVE<br>DISTRICT 9 | VOTES = 6 |   |   |       |
| * SAM SCHULTZ                              | 3         | 0 | 0 | 3 50% |
| * MIKE SODREL                              | 2         | 1 | 0 | 3 50% |

THIS OFFICE HAS A TIE!!!

LEGISLATIVE OFFICES

|                                     |           |   |   |        |
|-------------------------------------|-----------|---|---|--------|
| STATE REPRESENTATIVE<br>DISTRICT 61 | VOTES = 6 |   |   |        |
| * ADRIANNE DUNLAP                   | 5         | 1 | 0 | 6 100% |

CIRCUIT OFFICES & COUNTY JUDICIAL OFFICES

|  |           |   |   |        |
|--|-----------|---|---|--------|
| JUDGE OF THE 10TH JUDICIAL CIRCUIT COURT<br>SEAT 2 | VOTES = 6 |   |   |        |
| * MARC R. KELLAMS                                  | 5         | 1 | 0 | 6 100% |

|  |           |   |   |       |
|--|-----------|---|---|-------|
| JUDGE OF THE 10TH JUDICIAL CIRCUIT COURT<br>SEAT 3 | VOTES = 6 |   |   |       |
| FRANCES (FRANCIE) HILL                             | 1         | 1 | 0 | 2 33% |
| HERB KILMER  | 1         | 0 | 0 | 1 17% |
| * BRET RAPER                                       | 3         | 0 | 0 | 3 50% |

|  |           |   |   |        |
|--|-----------|---|---|--------|
| JUDGE OF THE 10TH JUDICIAL CIRCUIT COURT<br>SEAT 8 | VOTES = 6 |   |   |        |
| * JEFFREY A. CHALFANT                              | 5         | 1 | 0 | 6 100% |

|                                      |           |   |   |        |
|--------------------------------------|-----------|---|---|--------|
| PROSECUTING ATTORNEY<br>10TH CIRCUIT | VOTES = 5 |   |   |        |
| * CARL A. SALZMANN                   | 4         | 1 | 0 | 5 100% |

VOTES FOR REPUBLICAN PARTY

# OF ELECTRONIC VOTES : 12.

# OF ABSENTEE BALLOTS : 4

# OF PAPER BALLOTS : 0.

TOTAL VOTES = 16

TURNOUT = 1.24% OF 1290 REGISTERED

|          |                       |        |       |         |
|----------|-----------------------|--------|-------|---------|
| OFFICE   | ----- V O T E S ----- |        |       |         |
| RESPONSE | MACHINE               | ABSENT | PAPER | TOTAL % |

CLERK OF THE CIRCUIT COURT VOTES = 6

|               |   |   |   |   |      |
|---------------|---|---|---|---|------|
| * JIM FIELDER | 5 | 1 | 0 | 6 | 100% |
|---------------|---|---|---|---|------|

COUNTY OFFICES

COUNTY RECORDER VOTES = 6

|             |   |   |   |   |      |
|-------------|---|---|---|---|------|
| * PAT HALEY | 5 | 1 | 0 | 6 | 100% |
|-------------|---|---|---|---|------|

COUNTY SHERIFF VOTES = 6

|                              |   |   |   |   |     |
|------------------------------|---|---|---|---|-----|
| LARRY BIZZARI                | 2 | 0 | 0 | 2 | 33% |
| WILLIAM L. (BILL) BRAND, JR. | 0 | 0 | 0 | 0 | 0%  |
| BRIAN R. MOBLEY              | 1 | 0 | 0 | 1 | 17% |
| * BRAD SWAIN                 | 2 | 1 | 0 | 3 | 50% |

COUNTY ASSESSOR VOTES = 0

|                |   |   |   |   |    |
|----------------|---|---|---|---|----|
| * NO CANDIDATE | 0 | 0 | 0 | 0 | 0% |
|----------------|---|---|---|---|----|

COUNTY COMMISSIONER DISTRICT 1 VOTES = 6

|                  |   |   |   |   |      |
|------------------|---|---|---|---|------|
| * JEFF ELLINGTON | 5 | 1 | 0 | 6 | 100% |
|------------------|---|---|---|---|------|

COUNTY COUNCIL DISTRICT 4 VOTES = 0

|                |   |   |   |   |    |
|----------------|---|---|---|---|----|
| * NO CANDIDATE | 0 | 0 | 0 | 0 | 0% |
|----------------|---|---|---|---|----|

TOWNSHIP OFFICES

BLOOMINGTON TOWNSHIP ASSESSOR VOTES = 0

|                |   |   |   |   |    |
|----------------|---|---|---|---|----|
| * NO CANDIDATE | 0 | 0 | 0 | 0 | 0% |
|----------------|---|---|---|---|----|

BLOOMINGTON TOWNSHIP TRUSTEE VOTES = 5

|                   |   |   |   |   |     |
|-------------------|---|---|---|---|-----|
| ANTHONY S. BRUNER | 1 | 0 | 0 | 1 | 20% |
| * DEXTER LUCK     | 4 | 0 | 0 | 4 | 80% |

05-12-2006

2006 COUNTY PRIMARY ELECTION

TIME : 14:55:38

REPORT FOR PRECINCT 24 - BLOOMINGTON 24

PAGE : 3

VOTES FOR REPUBLICAN PARTY

|                         |    |                         |   |
|-------------------------|----|-------------------------|---|
| # OF ELECTRONIC VOTES : | 12 | # OF ABSENTEE BALLOTS : | 4 |
|                         |    | # OF PAPER BALLOTS :    | 0 |

TOTAL VOTES = 16

TURNOUT = 1.24% OF 1290 REGISTERED

|          |                       |        |       |         |
|----------|-----------------------|--------|-------|---------|
| OFFICE   | ----- V O T E S ----- |        |       |         |
| RESPONSE | MACHINE               | ABSENT | PAPER | TOTAL % |

BLOOMINGTON TOWNSHIP BOARD

VOTES = 9

|                  |   |   |   |   |     |
|------------------|---|---|---|---|-----|
| * ROBERT NAYLOR  | 4 | 1 | 0 | 5 | 56% |
| * SCOTT C. TIBBS | 3 | 1 | 0 | 4 | 44% |
| * NO CANDIDATE   | 0 | 0 | 0 | 0 | 0%  |

PARTY OFFICES

PRECINCT COMMITTEEMAN  
BLOOMINGTON 24

VOTES = 0

|                |   |   |   |   |    |
|----------------|---|---|---|---|----|
| * NO CANDIDATE | 0 | 0 | 0 | 0 | 0% |
|----------------|---|---|---|---|----|

STATE CONVENTION DELEGATE  
DISTRICT 2

VOTES = 22

|                      |   |   |   |   |     |
|----------------------|---|---|---|---|-----|
| * BARBARA M. CLARK   | 4 | 1 | 0 | 5 | 23% |
| * SUSAN ELKINS       | 5 | 0 | 0 | 5 | 23% |
| * RICHARD A. HICKMAN | 4 | 0 | 0 | 4 | 18% |
| * DAVID SHUEE        | 3 | 1 | 0 | 4 | 18% |
| * SCOTT C. TIBBS     | 4 | 0 | 0 | 4 | 18% |
| * NO CANDIDATE       | 0 | 0 | 0 | 0 | 0%  |
| * NO CANDIDATE       | 0 | 0 | 0 | 0 | 0%  |
| * NO CANDIDATE       | 0 | 0 | 0 | 0 | 0%  |
| * NO CANDIDATE       | 0 | 0 | 0 | 0 | 0%  |
| * NO CANDIDATE       | 0 | 0 | 0 | 0 | 0%  |





VOTES FOR DEMOCRATIC PARTY

# OF ELECTRONIC VOTES : 12

# OF ABSENTEE BALLOTS : 4

# OF PAPER BALLOTS : 0

TOTAL VOTES = 16

TURNOUT = 1.24% OF 1290 REGISTERED

OFFICE

RESPONSE

----- V O T E S -----  
MACHINE ABSENT PAPER TOTAL %

CLERK OF THE CIRCUIT COURT

VOTES = 0

\* NO CANDIDATE

0 0 0 0 0%

COUNTY OFFICES

COUNTY RECORDER

VOTES = 8

\* SAM ALLISON

6 2 0 8 100%

COUNTY SHERIFF

VOTES = 10

WILLIAM H. BROWN

0 0 0 0 0%

\* JAMES L. (JIM) KENNEDY

5 1 0 6 60%

LARRY SMITH

2 2 0 4 40%

COUNTY ASSESSOR

VOTES = 9

\* JUDITH A. SHARP

6 3 0 9 100%

COUNTY COMMISSIONER

VOTES = 6

DISTRICT 1

\* PATRICK STOFFERS

4 1 0 5 83%

JAYSON A. TATLOCK

0 1 0 1 17%

COUNTY COUNCIL

VOTES = 10

DISTRICT 4

\* BILL HAYDEN

4 1 0 5 50%

\* JILL LESH

3 2 0 5 50%

THIS OFFICE HAS A TIE!!!

TOWNSHIP OFFICES

BLOOMINGTON TOWNSHIP ASSESSOR

VOTES = 8

\* JAMES K. BRINEGAR

6 2 0 8 100%

THOMAS TEAGUE

0 0 0 0 0%

05-12-2006

2006 COUNTY PRIMARY ELECTION

TIME : 14:55:38

REPORT FOR PRECINCT 24 - BLOOMINGTON 24

PAGE : 6

VOTES FOR DEMOCRATIC PARTY

# OF ELECTRONIC VOTES : 12

# OF ABSENTEE BALLOTS : 4

# OF PAPER BALLOTS : 0

TOTAL VOTES = 16

TURNOUT = 1.24% OF 1290 REGISTERED

|          |                       |        |       |         |
|----------|-----------------------|--------|-------|---------|
| OFFICE   | ----- V O T E S ----- |        |       |         |
| RESPONSE | MACHINE               | ABSENT | PAPER | TOTAL % |

BLOOMINGTON TOWNSHIP TRUSTEE

VOTES = 8

\* NANCY L. BRINEGAR

6 2 0 8 100%

BLOOMINGTON TOWNSHIP BOARD

VOTES = 10

DAWN ALLEN

2 0 0 2 20%

BARBARA E. MCKINNEY

3 0 0 3 30%

\* BILL STURBAUM

3 2 0 5 50%

PARTY OFFICES

PRECINCT COMMITTEEMAN

VOTES = 0

BLOOMINGTON 24

\* NO CANDIDATE

0 0 0 0 0%

STATE CONVENTION DELEGATE

VOTES = 29

DISTRICT 2

SCOTT ALBER

5 0 0 5 17%

JERRY R. BURTON

5 0 0 5 17%

\* CHAIM JULIAN

6 1 0 7 24%

LOIS SABO-SKELTON

5 1 0 6 21%

TROY THOMAS

5 1 0 6 21%

NO CANDIDATE

0 0 0 0 0%

NO CANDIDATE

0 0 0 0 0%

NO CANDIDATE

0 0 0 0 0%

NO CANDIDATE

0 0 0 0 0%

NO CANDIDATE

0 0 0 0 0%

NO CANDIDATE

0 0 0 0 0%

NO CANDIDATE

0 0 0 0 0%

NO CANDIDATE

0 0 0 0 0%

NO CANDIDATE

0 0 0 0 0%

NO CANDIDATE

0 0 0 0 0%

NO CANDIDATE

0 0 0 0 0%

END OF REPORT







VOTES FOR DEMOCRATIC PARTY

# OF ELECTRONIC VOTES : 22

# OF ABSENTEE BALLOTS : 5

# OF PAPER BALLOTS : 0

TOTAL VOTES = 27

TURNOUT = 1.98% OF 1365 REGISTERED

|          |                       |        |       |         |
|----------|-----------------------|--------|-------|---------|
| OFFICE   | ----- V O T E S ----- |        |       |         |
| RESPONSE | MACHINE               | ABSENT | PAPER | TOTAL % |

FEDERAL & STATE OFFICES

UNITED STATES SENATOR VOTES = 0

|                |   |   |   |   |    |
|----------------|---|---|---|---|----|
| * NO CANDIDATE | 0 | 0 | 0 | 0 | 0% |
|----------------|---|---|---|---|----|

UNITED STATES REPRESENTATIVE DISTRICT 9 VOTES = 20

|                          |    |   |   |    |     |
|--------------------------|----|---|---|----|-----|
| GRETCHEN CLEARWATER      | 6  | 0 | 0 | 6  | 30% |
| * BARON P. HILL          | 12 | 1 | 0 | 13 | 65% |
| JOHN (COSMO) HOCKERSMITH | 1  | 0 | 0 | 1  | 5%  |
| LENDALL B. TERRY         | 0  | 0 | 0 | 0  | 0%  |

LEGISLATIVE OFFICES

STATE REPRESENTATIVE DISTRICT 61 VOTES = 16

|               |    |   |   |    |      |
|---------------|----|---|---|----|------|
| * MATT PIERCE | 15 | 1 | 0 | 16 | 100% |
|---------------|----|---|---|----|------|

CIRCUIT OFFICES & COUNTY JUDICIAL OFFICES

JUDGE OF THE 10TH JUDICIAL CIRCUIT COURT SEAT 2 VOTES = 0

|                |   |   |   |   |    |
|----------------|---|---|---|---|----|
| * NO CANDIDATE | 0 | 0 | 0 | 0 | 0% |
|----------------|---|---|---|---|----|

JUDGE OF THE 10TH JUDICIAL CIRCUIT COURT SEAT 3 VOTES = 18

|                     |   |   |   |   |     |
|---------------------|---|---|---|---|-----|
| VALERI HAUGHTON     | 6 | 0 | 0 | 6 | 33% |
| ALPHONSO (AL) MANNS | 4 | 1 | 0 | 5 | 28% |
| * ROBERT T. MILLER  | 7 | 0 | 0 | 7 | 39% |

JUDGE OF THE 10TH JUDICIAL CIRCUIT COURT SEAT 8 VOTES = 15

|                 |    |   |   |    |      |
|-----------------|----|---|---|----|------|
| * TERESA HARPER | 14 | 1 | 0 | 15 | 100% |
|-----------------|----|---|---|----|------|

PROSECUTING ATTORNEY 10TH CIRCUIT VOTES = 18

|              |    |   |   |    |      |
|--------------|----|---|---|----|------|
| * CHRIS GAAL | 17 | 1 | 0 | 18 | 100% |
|--------------|----|---|---|----|------|

VOTES FOR DEMOCRATIC PARTY

# OF ELECTRONIC VOTES : 22 # OF ABSENTEE BALLOTS : 5  
# OF PAPER BALLOTS : 0

TOTAL VOTES = 27

TURNOUT = 1.98% OF 1365 REGISTERED

OFFICE RESPONSE - - - - - V O T E S - - - - -  
MACHINE ABSENT PAPER TOTAL %

CLERK OF THE CIRCUIT COURT VOTES = 0

\* NO CANDIDATE 0 0 0 0 0%

COUNTY OFFICES

COUNTY RECORDER VOTES = 14

\* SAM ALLISON 13 1 0 14 100%

COUNTY SHERIFF VOTES = 18

WILLIAM H. BROWN 4 1 0 5 28%

\* JAMES L. (JIM) KENNEDY 7 0 0 7 39%

LARRY SMITH 6 0 0 6 33%

COUNTY ASSESSOR VOTES = 17

\* JUDITH A. SHARP 16 1 0 17 100%

COUNTY COMMISSIONER DISTRICT 1 VOTES = 14

\* PATRICK STOFFERS 9 1 0 10 71%

JAYSON A. TATLOCK 4 0 0 4 29%

COUNTY COUNCIL DISTRICT 4 VOTES = 19

\* BILL HAYDEN 10 1 0 11 58%

JILL LESH 8 0 0 8 42%

TOWNSHIP OFFICES

BLOOMINGTON TOWNSHIP ASSESSOR VOTES = 15

\* JAMES K. BRINEGAR 12 1 0 13 87%

THOMAS TEAGUE 2 0 0 2 13%

BLOOMINGTON TOWNSHIP TRUSTEE VOTES = 16

\* NANCY L. BRINEGAR 15 1 0 16 100%





VOTES FOR REPUBLICAN PARTY

# OF ELECTRONIC VOTES : 0

# OF ABSENTEE BALLOTS : 0

# OF PAPER BALLOTS : 0

TOTAL VOTES = 0

TURNOUT = 0.00% OF 1940 REGISTERED

OFFICE RESPONSE

----- V O T E S -----  
MACHINE ABSENT PAPER TOTAL %

FEDERAL & STATE OFFICES

UNITED STATES SENATOR

VOTES = 0

\* RICHARD G. LUGAR

0 0 0 0 0%

UNITED STATES REPRESENTATIVE  
DISTRICT 9

VOTES = 0

\* SAM SCHULTZ

0 0 0 0 0%

\* MIKE SODREL

0 0 0 0 0%

THIS OFFICE HAS A TIE!!!

LEGISLATIVE OFFICES

STATE REPRESENTATIVE  
DISTRICT 61

VOTES = 0

\* ADRIANNE DUNLAP

0 0 0 0 0%

CIRCUIT OFFICES & COUNTY JUDICIAL OFFICES

JUDGE OF THE 10TH JUDICIAL CIRCUIT COURT  
SEAT 2

VOTES = 0

\* MARC R. KELLAMS

0 0 0 0 0%

JUDGE OF THE 10TH JUDICIAL CIRCUIT COURT  
SEAT 3

VOTES = 0

\* FRANCES (FRANCIE) HILL

0 0 0 0 0%

\* HERB KILMER

0 0 0 0 0%

\* BRET RAPER

0 0 0 0 0%

THIS OFFICE HAS A TIE!!!

JUDGE OF THE 10TH JUDICIAL CIRCUIT COURT  
SEAT 8

VOTES = 0

\* JEFFREY A. CHALFANT

0 0 0 0 0%

VOTES FOR REPUBLICAN PARTY.

# OF ELECTRONIC VOTES : 0 # OF ABSENTEE BALLOTS : 0  
 # OF PAPER BALLOTS : 0  
 TOTAL VOTES = 0

TURNOUT = 0.00% OF 1940 REGISTERED

OFFICE RESPONSE ----- V O T E S -----  
 MACHINE ABSENT PAPER TOTAL %

PROSECUTING ATTORNEY VOTES = 0  
 10TH CIRCUIT  
 \* CARL A. SALZMANN 0 0 0 0 0%

CLERK OF THE CIRCUIT COURT VOTES = 0  
 \* JIM FIELDER 0 0 0 0 0%

COUNTY OFFICES

COUNTY RECORDER VOTES = 0  
 \* PAT HALEY 0 0 0 0 0%

COUNTY SHERIFF VOTES = 0  
 \* LARRY BIZZARI 0 0 0 0 0%  
 \* WILLIAM L. (BILL) BRAND, JR. 0 0 0 0 0%  
 \* BRIAN R. MOBLEY 0 0 0 0 0%  
 \* BRAD SWAIN 0 0 0 0 0%

THIS OFFICE HAS A TIE!!!

COUNTY ASSESSOR VOTES = 0  
 \* NO CANDIDATE 0 0 0 0 0%

COUNTY COMMISSIONER VOTES = 0  
 DISTRICT 1  
 \* JEFF ELLINGTON 0 0 0 0 0%

COUNTY COUNCIL VOTES = 0  
 DISTRICT 4  
 \* NO CANDIDATE 0 0 0 0 0%

TOWNSHIP OFFICES

BLOOMINGTON TOWNSHIP ASSESSOR VOTES = 0  
 \* NO CANDIDATE 0 0 0 0 0%



VOTES FOR DEMOCRATIC PARTY

# OF ELECTRONIC VOTES : 0 # OF ABSENTEE BALLOTS : 0  
 # OF PAPER BALLOTS : 0  
 TOTAL VOTES = 0

TURNOUT = 0.00% OF 1940 REGISTERED

OFFICE RESPONSE - - - - - V O T E S - - - - -  
 MACHINE ABSENT PAPER TOTAL %

FEDERAL & STATE OFFICES

UNITED STATES SENATOR VOTES = 0  
 \* NO CANDIDATE 0 0 0 0 0%

UNITED STATES REPRESENTATIVE VOTES = 0  
 DISTRICT 9  
 \* GRETCHEN CLEARWATER 0 0 0 0 0%  
 \* BARON P. HILL 0 0 0 0 0%  
 \* JOHN (COSMO) HOCKERSMITH 0 0 0 0 0%  
 \* LENDALL B. TERRY 0 0 0 0 0%  
 THIS OFFICE HAS A TIE!!!

LEGISLATIVE OFFICES

STATE REPRESENTATIVE VOTES = 0  
 DISTRICT 61  
 \* MATT PIERCE 0 0 0 0 0%

CIRCUIT OFFICES & COUNTY JUDICIAL OFFICES

JUDGE OF THE 10TH JUDICIAL CIRCUIT COURT VOTES = 0  
 SEAT 2  
 \* NO CANDIDATE 0 0 0 0 0%

JUDGE OF THE 10TH JUDICIAL CIRCUIT COURT VOTES = 0  
 SEAT 3  
 \* VALERI HAUGHTON 0 0 0 0 0%  
 \* ALPHONSO (AL) MANNS 0 0 0 0 0%  
 \* ROBERT T. MILLER 0 0 0 0 0%  
 THIS OFFICE HAS A TIE!!!

JUDGE OF THE 10TH JUDICIAL CIRCUIT COURT VOTES = 0  
 SEAT 8  
 \* TERESA HARPER 0 0 0 0 0%

VOTES FOR DEMOCRATIC PARTY

# OF ELECTRONIC VOTES : 0 # OF ABSENTEE BALLOTS : 0

# OF PAPER BALLOTS : 0

TOTAL VOTES = 0

TURNOUT = 0.00% OF 1940 REGISTERED

| OFFICE<br>RESPONSE | ----- V O T E S ----- |        |       |  | TOTAL | % |
|--------------------|-----------------------|--------|-------|--|-------|---|
|                    | MACHINE               | ABSENT | PAPER |  |       |   |

|                                      |  |  |  |  |         |   |
|--------------------------------------|--|--|--|--|---------|---|
| PROSECUTING ATTORNEY<br>10TH CIRCUIT |  |  |  |  | VOTES = | 0 |
|--------------------------------------|--|--|--|--|---------|---|

|              |   |   |   |   |   |    |
|--------------|---|---|---|---|---|----|
| * CHRIS GAAL | 0 | 0 | 0 | 0 | 0 | 0% |
|--------------|---|---|---|---|---|----|

|                            |  |  |  |  |         |   |
|----------------------------|--|--|--|--|---------|---|
| CLERK OF THE CIRCUIT COURT |  |  |  |  | VOTES = | 0 |
|----------------------------|--|--|--|--|---------|---|

|                |   |   |   |   |   |    |
|----------------|---|---|---|---|---|----|
| * NO CANDIDATE | 0 | 0 | 0 | 0 | 0 | 0% |
|----------------|---|---|---|---|---|----|

COUNTY OFFICES

|                 |  |  |  |  |         |   |
|-----------------|--|--|--|--|---------|---|
| COUNTY RECORDER |  |  |  |  | VOTES = | 0 |
|-----------------|--|--|--|--|---------|---|

|               |   |   |   |   |   |    |
|---------------|---|---|---|---|---|----|
| * SAM ALLISON | 0 | 0 | 0 | 0 | 0 | 0% |
|---------------|---|---|---|---|---|----|

|                |  |  |  |  |         |   |
|----------------|--|--|--|--|---------|---|
| COUNTY SHERIFF |  |  |  |  | VOTES = | 0 |
|----------------|--|--|--|--|---------|---|

|                    |   |   |   |   |   |    |
|--------------------|---|---|---|---|---|----|
| * WILLIAM H. BROWN | 0 | 0 | 0 | 0 | 0 | 0% |
|--------------------|---|---|---|---|---|----|

|                          |   |   |   |   |   |    |
|--------------------------|---|---|---|---|---|----|
| * JAMES L. (JIM) KENNEDY | 0 | 0 | 0 | 0 | 0 | 0% |
|--------------------------|---|---|---|---|---|----|

|               |   |   |   |   |   |    |
|---------------|---|---|---|---|---|----|
| * LARRY SMITH | 0 | 0 | 0 | 0 | 0 | 0% |
|---------------|---|---|---|---|---|----|

THIS OFFICE HAS A TIE!!!

|                 |  |  |  |  |         |   |
|-----------------|--|--|--|--|---------|---|
| COUNTY ASSESSOR |  |  |  |  | VOTES = | 0 |
|-----------------|--|--|--|--|---------|---|

|                   |   |   |   |   |   |    |
|-------------------|---|---|---|---|---|----|
| * JUDITH A. SHARP | 0 | 0 | 0 | 0 | 0 | 0% |
|-------------------|---|---|---|---|---|----|

|                                   |  |  |  |  |         |   |
|-----------------------------------|--|--|--|--|---------|---|
| COUNTY COMMISSIONER<br>DISTRICT 1 |  |  |  |  | VOTES = | 0 |
|-----------------------------------|--|--|--|--|---------|---|

|                    |   |   |   |   |   |    |
|--------------------|---|---|---|---|---|----|
| * PATRICK STOFFERS | 0 | 0 | 0 | 0 | 0 | 0% |
|--------------------|---|---|---|---|---|----|

|                     |   |   |   |   |   |    |
|---------------------|---|---|---|---|---|----|
| * JAYSON A. TATLOCK | 0 | 0 | 0 | 0 | 0 | 0% |
|---------------------|---|---|---|---|---|----|

THIS OFFICE HAS A TIE!!!

|                              |  |  |  |  |         |   |
|------------------------------|--|--|--|--|---------|---|
| COUNTY COUNCIL<br>DISTRICT 4 |  |  |  |  | VOTES = | 0 |
|------------------------------|--|--|--|--|---------|---|

|               |   |   |   |   |   |    |
|---------------|---|---|---|---|---|----|
| * BILL HAYDEN | 0 | 0 | 0 | 0 | 0 | 0% |
|---------------|---|---|---|---|---|----|

|             |   |   |   |   |   |    |
|-------------|---|---|---|---|---|----|
| * JILL LESH | 0 | 0 | 0 | 0 | 0 | 0% |
|-------------|---|---|---|---|---|----|

THIS OFFICE HAS A TIE!!!

05-12-2006

2006 COUNTY PRIMARY ELECTION

TIME : 14:55:38

REPORT FOR PRECINCT 26 - BLOOMINGTON 26

PAGE : 6

VOTES FOR DEMOCRATIC PARTY

# OF ELECTRONIC VOTES : 0

# OF ABSENTEE BALLOTS : 0

# OF PAPER BALLOTS : 0

TOTAL VOTES = 0

TURNOUT = 0.00% OF 1940 REGISTERED

OFFICE RESPONSE

----- V O T E S -----

MACHINE ABSENT PAPER TOTAL %

TOWNSHIP OFFICES

BLOOMINGTON TOWNSHIP ASSESSOR

VOTES = 0

\* JAMES K. BRINEGAR 0 0 0 0 0%

\* THOMAS TEAGUE 0 0 0 0 0%

THIS OFFICE HAS A TIE!!!

BLOOMINGTON TOWNSHIP TRUSTEE

VOTES = 0

\* NANCY L. BRINEGAR 0 0 0 0 0%

BLOOMINGTON TOWNSHIP BOARD

VOTES = 0

\* DAWN ALLEN 0 0 0 0 0%

\* BARBARA E. MCKINNEY 0 0 0 0 0%

\* BILL STURBAUM 0 0 0 0 0%

PARTY OFFICES

PRECINCT COMMITTEEMAN

BLOOMINGTON 26

VOTES = 0

\* NO CANDIDATE 0 0 0 0 0%



VOTES FOR REPUBLICAN PARTY

# OF ELECTRONIC VOTES : 5 # OF ABSENTEE BALLOTS : 1  
 # OF PAPER BALLOTS : 0  
 TOTAL VOTES = 6

TURNOUT = 0.50% OF 1192 REGISTERED

OFFICE RESPONSE ----- V O T E S -----  
 MACHINE ABSENT PAPER TOTAL %

FEDERAL & STATE OFFICES

UNITED STATES SENATOR VOTES = 3  
 \* RICHARD G. LUGAR 2 1 0 3 100%

UNITED STATES REPRESENTATIVE VOTES = 3  
 DISTRICT 9  
 SAM SCHULTZ 0 0 0 0 0%  
 \* MIKE SODREL 2 1 0 3 100%

LEGISLATIVE OFFICES

STATE REPRESENTATIVE VOTES = 1  
 DISTRICT 61  
 \* ADRIANNE DUNLAP 0 1 0 1 100%

CIRCUIT OFFICES & COUNTY JUDICIAL OFFICES

JUDGE OF THE 10TH JUDICIAL CIRCUIT COURT VOTES = 1  
 SEAT 2  
 \* MARC R. KELLAMS 0 1 0 1 100%

JUDGE OF THE 10TH JUDICIAL CIRCUIT COURT VOTES = 1  
 SEAT 3  
 \* FRANCES (FRANCIE) HILL 0 1 0 1 100%  
 HERB KILMER 0 0 0 0 0%  
 BRET RAPER 0 0 0 0 0%

JUDGE OF THE 10TH JUDICIAL CIRCUIT COURT VOTES = 1  
 SEAT 8  
 \* JEFFREY A. CHALFANT 0 1 0 1 100%

PROSECUTING ATTORNEY VOTES = 1  
 10TH CIRCUIT  
 \* CARL A. SALZMANN 0 1 0 1 100%





VOTES FOR REPUBLICAN PARTY

# OF ELECTRONIC VOTES : 5 # OF ABSENTEE BALLOTS : 1  
 # OF PAPER BALLOTS : 0  
 TOTAL VOTES = 6

TURNOUT = 0.50% OF 1192 REGISTERED

OFFICE RESPONSE  
 ----- V O T E S -----  
 MACHINE ABSENT PAPER TOTAL %

CLERK OF THE CIRCUIT COURT VOTES = 1  
 \* JIM FIELDER 0 1 0 1 100%  
 COUNTY OFFICES

COUNTY RECORDER VOTES = 1  
 \* PAT HALEY 0 1 0 1 100%

COUNTY SHERIFF VOTES = 0  
 \* LARRY BIZZARI 0 0 0 0 0%  
 \* WILLIAM L. (BILL) BRAND, JR. 0 0 0 0 0%  
 \* BRIAN R. MOBLEY 0 0 0 0 0%  
 \* BRAD SWAIN 0 0 0 0 0%  
 THIS OFFICE HAS A TIE!!!

COUNTY ASSESSOR VOTES = 0  
 \* NO CANDIDATE 0 0 0 0 0%

COUNTY COMMISSIONER DISTRICT 1 VOTES = 1  
 \* JEFF ELLINGTON 0 1 0 1 100%

COUNTY COUNCIL DISTRICT 3 VOTES = 1  
 \* MARTHA "MARTY" HAWK 0 1 0 1 100%  
 TOWNSHIP OFFICES

BLOOMINGTON TOWNSHIP ASSESSOR VOTES = 0  
 \* NO CANDIDATE 0 0 0 0 0%

BLOOMINGTON TOWNSHIP TRUSTEE VOTES = 1  
 \* ANTHONY S. BRUNER 0 1 0 1 100%  
 DEXTER LUCK 0 0 0 0 0%

VOTES FOR DEMOCRATIC PARTY

# OF ELECTRONIC VOTES : 5

# OF ABSENTEE BALLOTS : 1

# OF PAPER BALLOTS : 0

TOTAL VOTES = 6

TURNOUT = 0.50% OF 1192 REGISTERED

OFFICE  
RESPONSE

----- V O T E S -----  
MACHINE ABSENT PAPER TOTAL %

FEDERAL & STATE OFFICES

UNITED STATES SENATOR

VOTES = 0

\* NO CANDIDATE

0 0 0 0 0%

UNITED STATES REPRESENTATIVE  
DISTRICT 9

VOTES = 3

GRETCHEN CLEARWATER

0 0 0 0 0%

\* BARON P. HILL

2 0 0 2 67%

JOHN (COSMO) HOCKERSMITH

0 0 0 0 0%

LENDALL B. TERRY

1 0 0 1 33%

LEGISLATIVE OFFICES

STATE REPRESENTATIVE  
DISTRICT 61

VOTES = 2

\* MATT PIERCE

2 0 0 2 100%

CIRCUIT OFFICES & COUNTY JUDICIAL OFFICES

JUDGE OF THE 10TH JUDICIAL CIRCUIT COURT  
SEAT 2

VOTES = 0

\* NO CANDIDATE

0 0 0 0 0%

JUDGE OF THE 10TH JUDICIAL CIRCUIT COURT  
SEAT 3

VOTES = 3

VALERI HAUGHTON

1 0 0 1 33%

\* ALPHONSO (AL) MANNS

2 0 0 2 67%

ROBERT T. MILLER

0 0 0 0 0%

JUDGE OF THE 10TH JUDICIAL CIRCUIT COURT  
SEAT 8

VOTES = 2

\* TERESA HARPER

2 0 0 2 100%

PROSECUTING ATTORNEY  
10TH CIRCUIT

VOTES = 3

\* CHRIS GAAL

3 0 0 3 100%



05-12-2006

2006 COUNTY PRIMARY ELECTION

TIME : 14:55:38

REPORT FOR PRECINCT 27 - BLOOMINGTON 27

PAGE : 6

VOTES FOR DEMOCRATIC PARTY

# OF ELECTRONIC VOTES : 5 # OF ABSENTEE BALLOTS : 1  
 # OF PAPER BALLOTS : 0  
 TOTAL VOTES = 6

TURNOUT = 0.50% OF 1192 REGISTERED

OFFICE RESPONSE VOTES  
 MACHINE ABSENT PAPER TOTAL %

BLOOMINGTON TOWNSHIP BOARD

VOTES = 5

DAWN ALLEN 1 0 0 1 20%  
 \* BARBARA E. MCKINNEY 2 0 0 2 40%  
 \* BILL STURBAUM 2 0 0 2 40%

PARTY OFFICES

PRECINCT COMMITTEEMAN

VOTES = 0

BLOOMINGTON 27

\* NO CANDIDATE 0 0 0 0 0%

STATE CONVENTION DELEGATE

VOTES = 15

DISTRICT 2

\* SCOTT ALBER 3 0 0 3 20%  
 \* JERRY R. BURTON 3 0 0 3 20%  
 \* CHAIM JULIAN 3 0 0 3 20%  
 \* LOIS SABO-SKELTON 3 0 0 3 20%  
 \* TROY THOMAS 3 0 0 3 20%  
 \* NO CANDIDATE 0 0 0 0 0%  
 \* NO CANDIDATE 0 0 0 0 0%  
 \* NO CANDIDATE 0 0 0 0 0%  
 \* NO CANDIDATE 0 0 0 0 0%  
 \* NO CANDIDATE 0 0 0 0 0%  
 \* NO CANDIDATE 0 0 0 0 0%  
 \* NO CANDIDATE 0 0 0 0 0%  
 \* NO CANDIDATE 0 0 0 0 0%  
 \* NO CANDIDATE 0 0 0 0 0%  
 \* NO CANDIDATE 0 0 0 0 0%  
 \* NO CANDIDATE 0 0 0 0 0%

END OF REPORT

VOTES FOR REPUBLICAN PARTY

# OF ELECTRONIC VOTES : 35 # OF ABSENTEE BALLOTS : 20  
 # OF PAPER BALLOTS : 0

TOTAL VOTES = 55  
 TURNOUT = 4.67% OF 1178 REGISTERED

OFFICE RESPONSE ----- V O T E S -----  
 MACHINE ABSENT PAPER TOTAL %

FEDERAL & STATE OFFICES

UNITED STATES SENATOR VOTES = 24  
 \* RICHARD G. LUGAR 11 13 0 24 100%

UNITED STATES REPRESENTATIVE VOTES = 21  
 DISTRICT 9  
 SAM SCHULTZ 3 3 0 6 29%  
 \* MIKE SODREL 7 8 0 15 71%

LEGISLATIVE OFFICES

STATE REPRESENTATIVE VOTES = 17  
 DISTRICT 61  
 \* ADRIANNE DUNLAP 7 10 0 17 100%

CIRCUIT OFFICES & COUNTY JUDICIAL OFFICES

JUDGE OF THE 10TH JUDICIAL CIRCUIT COURT VOTES = 17  
 SEAT 2  
 \* MARC R. KELLAMS 6 11 0 17 100%

JUDGE OF THE 10TH JUDICIAL CIRCUIT COURT VOTES = 21  
 SEAT 3  
 \* FRANCES (FRANCIE) HILL 5 5 0 10 48%  
 HERB KILMER 2 4 0 6 29%  
 BRET RAPER 3 2 0 5 24%

JUDGE OF THE 10TH JUDICIAL CIRCUIT COURT VOTES = 19  
 SEAT 8  
 \* JEFFREY A. CHALFANT 8 11 0 19 100%

PROSECUTING ATTORNEY VOTES = 19  
 10TH CIRCUIT  
 \* CARL A. SALZMANN 9 10 0 19 100%

VOTES FOR REPUBLICAN PARTY

# OF ELECTRONIC VOTES : 35

# OF ABSENTEE BALLOTS : 20

# OF PAPER BALLOTS : 0

TOTAL VOTES = 55

TURNOUT = 4.67% OF 1178 REGISTERED

|          |                       |        |       |         |
|----------|-----------------------|--------|-------|---------|
| OFFICE   | ----- V O T E S ----- |        |       |         |
| RESPONSE | MACHINE               | ABSENT | PAPER | TOTAL % |

CLERK OF THE CIRCUIT COURT

VOTES = 22

|               |    |    |   |    |      |
|---------------|----|----|---|----|------|
| * JIM FIELDER | 10 | 12 | 0 | 22 | 100% |
|---------------|----|----|---|----|------|

COUNTY OFFICES

COUNTY RECORDER

VOTES = 21

|             |   |    |   |    |      |
|-------------|---|----|---|----|------|
| * PAT HALEY | 9 | 12 | 0 | 21 | 100% |
|-------------|---|----|---|----|------|

COUNTY SHERIFF

VOTES = 20

|                              |   |   |   |   |     |
|------------------------------|---|---|---|---|-----|
| * LARRY BIZZARI              | 3 | 6 | 0 | 9 | 45% |
| WILLIAM L. (BILL) BRAND, JR. | 0 | 2 | 0 | 2 | 10% |
| BRIAN R. MOBLEY              | 1 | 1 | 0 | 2 | 10% |
| BRAD SWAIN                   | 4 | 3 | 0 | 7 | 35% |

COUNTY ASSESSOR

VOTES = 0

|                |   |   |   |   |    |
|----------------|---|---|---|---|----|
| * NO CANDIDATE | 0 | 0 | 0 | 0 | 0% |
|----------------|---|---|---|---|----|

COUNTY COMMISSIONER  
DISTRICT 1

VOTES = 19

|                  |   |    |   |    |      |
|------------------|---|----|---|----|------|
| * JEFF ELLINGTON | 7 | 12 | 0 | 19 | 100% |
|------------------|---|----|---|----|------|

COUNTY COUNCIL  
DISTRICT 1

VOTES = 17

|                    |   |    |   |    |      |
|--------------------|---|----|---|----|------|
| * SUSAN (SUE) WEST | 7 | 10 | 0 | 17 | 100% |
|--------------------|---|----|---|----|------|

TOWNSHIP OFFICES

BLOOMINGTON TOWNSHIP ASSESSOR

VOTES = 0

|                |   |   |   |   |    |
|----------------|---|---|---|---|----|
| * NO CANDIDATE | 0 | 0 | 0 | 0 | 0% |
|----------------|---|---|---|---|----|

BLOOMINGTON TOWNSHIP TRUSTEE

VOTES = 18

|                     |   |   |   |    |     |
|---------------------|---|---|---|----|-----|
| * ANTHONY S. BRUNER | 5 | 7 | 0 | 12 | 67% |
| DEXTER LUCK         | 3 | 3 | 0 | 6  | 33% |

05-12-2006

2006 COUNTY PRIMARY ELECTION

TIME : 14:55:38

REPORT FOR PRECINCT 28 - BLOOMINGTON 28

PAGE : 3

VOTES FOR REPUBLICAN PARTY

# OF ELECTRONIC VOTES : 35

# OF ABSENTEE BALLOTS : 20

# OF PAPER BALLOTS : 0

TOTAL VOTES = 55

TURNOUT = 4.67% OF 1178 REGISTERED

OFFICE

RESPONSE

----- V O T E S -----

MACHINE ABSENT PAPER TOTAL %

BLOOMINGTON TOWNSHIP BOARD

VOTES = 34

|                  |   |    |   |    |     |
|------------------|---|----|---|----|-----|
| * ROBERT NAYLOR  | 7 | 10 | 0 | 17 | 50% |
| * SCOTT C. TIBBS | 7 | 10 | 0 | 17 | 50% |
| * NO CANDIDATE   | 0 | 0  | 0 | 0  | 0%  |

PARTY OFFICES

PRECINCT COMMITTEEMAN

BLOOMINGTON 28

VOTES = 0

|                |   |   |   |   |    |
|----------------|---|---|---|---|----|
| * NO CANDIDATE | 0 | 0 | 0 | 0 | 0% |
|----------------|---|---|---|---|----|

STATE CONVENTION DELEGATE

DISTRICT 2

VOTES = 80

|                      |   |    |   |    |     |
|----------------------|---|----|---|----|-----|
| * BARBARA M. CLARK   | 9 | 9  | 0 | 18 | 22% |
| SUSAN ELKINS         | 6 | 10 | 0 | 16 | 20% |
| * RICHARD A. HICKMAN | 8 | 10 | 0 | 18 | 22% |
| DAVID SHUEE          | 6 | 8  | 0 | 14 | 18% |
| SCOTT C. TIBBS       | 6 | 8  | 0 | 14 | 18% |
| NO CANDIDATE         | 0 | 0  | 0 | 0  | 0%  |
| NO CANDIDATE         | 0 | 0  | 0 | 0  | 0%  |
| NO CANDIDATE         | 0 | 0  | 0 | 0  | 0%  |
| NO CANDIDATE         | 0 | 0  | 0 | 0  | 0%  |
| NO CANDIDATE         | 0 | 0  | 0 | 0  | 0%  |



VOTES FOR DEMOCRATIC PARTY

# OF ELECTRONIC VOTES : 35 # OF ABSENTEE BALLOTS : 20  
 # OF PAPER BALLOTS : 0  
 TOTAL VOTES = 55

TURNOUT = 4.67% OF 1178 REGISTERED

OFFICE ----- V O T E S -----  
 RESPONSE MACHINE ABSENT PAPER TOTAL %

FEDERAL & STATE OFFICES

UNITED STATES SENATOR VOTES = 0  
 \* NO CANDIDATE 0 0 0 0 0%

UNITED STATES REPRESENTATIVE VOTES = 28  
 DISTRICT 9  
 GRETCHEN CLEARWATER 11 2 0 13 46%  
 \* BARON P. HILL 10 4 0 14 50%  
 JOHN (COSMO) HOCKERSMITH 0 1 0 1 4%  
 LENDALL B. TERRY 0 0 0 0 0%

LEGISLATIVE OFFICES

STATE REPRESENTATIVE VOTES = 22  
 DISTRICT 61  
 \* MATT PIERCE 17 5 0 22 100%

CIRCUIT OFFICES & COUNTY JUDICIAL OFFICES

JUDGE OF THE 10TH JUDICIAL CIRCUIT COURT VOTES = 0  
 SEAT 2  
 \* NO CANDIDATE 0 0 0 0 0%

JUDGE OF THE 10TH JUDICIAL CIRCUIT COURT VOTES = 25  
 SEAT 3  
 \* VALERI HAUGHTON 8 4 0 12 48%  
 ALPHONSO (AL) MANNS 2 2 0 4 16%  
 ROBERT T. MILLER 8 1 0 9 36%

JUDGE OF THE 10TH JUDICIAL CIRCUIT COURT VOTES = 23  
 SEAT 8  
 \* TERESA HARPER 17 6 0 23 100%

PROSECUTING ATTORNEY VOTES = 25  
 10TH CIRCUIT  
 \* CHRIS GAAL 19 6 0 25 100%

VOTES FOR DEMOCRATIC PARTY

|                         |    |                         |    |
|-------------------------|----|-------------------------|----|
| # OF ELECTRONIC VOTES : | 35 | # OF ABSENTEE BALLOTS : | 20 |
|                         |    | # OF PAPER BALLOTS :    | 0  |

TOTAL VOTES = 55  
 TURNOUT = 4.67% OF 1178 REGISTERED

|          |                       |        |       |         |
|----------|-----------------------|--------|-------|---------|
| OFFICE   | ----- V O T E S ----- |        |       |         |
| RESPONSE | MACHINE               | ABSENT | PAPER | TOTAL % |

CLERK OF THE CIRCUIT COURT VOTES = 0

\* NO CANDIDATE 0 0 0 0 0%

COUNTY OFFICES

COUNTY RECORDER VOTES = 21

\* SAM ALLISON 16 5 0 21 100%

COUNTY SHERIFF VOTES = 28

|                          |    |   |   |    |     |
|--------------------------|----|---|---|----|-----|
| WILLIAM H. BROWN         | 3  | 1 | 0 | 4  | 14% |
| * JAMES L. (JIM) KENNEDY | 8  | 5 | 0 | 13 | 46% |
| LARRY SMITH              | 10 | 1 | 0 | 11 | 39% |

COUNTY ASSESSOR VOTES = 21

\* JUDITH A. SHARP 16 5 0 21 100%

COUNTY COMMISSIONER DISTRICT 1 VOTES = 22

|                    |    |   |   |    |     |
|--------------------|----|---|---|----|-----|
| * PATRICK STOFFERS | 11 | 4 | 0 | 15 | 68% |
| JAYSON A. TATLOCK  | 5  | 2 | 0 | 7  | 32% |

COUNTY COUNCIL DISTRICT 1 VOTES = 20

\* VIC KELSON 16 4 0 20 100%

TOWNSHIP OFFICES

BLOOMINGTON TOWNSHIP ASSESSOR VOTES = 20

|                     |    |   |   |    |     |
|---------------------|----|---|---|----|-----|
| * JAMES K. BRINEGAR | 10 | 3 | 0 | 13 | 65% |
| THOMAS TEAGUE       | 6  | 1 | 0 | 7  | 35% |

BLOOMINGTON TOWNSHIP TRUSTEE VOTES = 20

\* NANCY L. BRINEGAR 16 4 0 20 100%

VOTES FOR DEMOCRATIC PARTY

# OF ELECTRONIC VOTES : 35 # OF ABSENTEE BALLOTS : 20

# OF PAPER BALLOTS : 0

TOTAL VOTES = 55

TURNOUT = 4.67% OF 1178 REGISTERED

OFFICE RESPONSE ----- VOTES ----- MACHINE ABSENT PAPER TOTAL %

BLOOMINGTON TOWNSHIP BOARD

VOTES = 52

DAWN ALLEN 11 4 0 15 29%
\* BARBARA E. MCKINNEY 16 5 0 21 40%
BILL STURBAUM 12 4 0 16 31%

PARTY OFFICES

PRECINCT COMMITTEEMAN BLOOMINGTON 28

VOTES = 0

\* NO CANDIDATE 0 0 0 0 0%

STATE CONVENTION DELEGATE DISTRICT 2

VOTES = 80

SCOTT ALBER 14 3 0 17 21%
JERRY R. BURTON 12 3 0 15 19%
CHAIM JULIAN 12 3 0 15 19%
\* LOIS SABO-SKELTON 15 3 0 18 22%
TROY THOMAS 12 3 0 15 19%
NO CANDIDATE 0 0 0 0 0%
NO CANDIDATE 0 0 0 0 0%
NO CANDIDATE 0 0 0 0 0%
NO CANDIDATE 0 0 0 0 0%
NO CANDIDATE 0 0 0 0 0%
NO CANDIDATE 0 0 0 0 0%
NO CANDIDATE 0 0 0 0 0%
NO CANDIDATE 0 0 0 0 0%
NO CANDIDATE 0 0 0 0 0%
NO CANDIDATE 0 0 0 0 0%
NO CANDIDATE 0 0 0 0 0%

END OF REPORT

VOTES FOR REPUBLICAN PARTY

|                         |     |                         |    |
|-------------------------|-----|-------------------------|----|
| # OF ELECTRONIC VOTES : | 107 | # OF ABSENTEE BALLOTS : | 79 |
|                         |     | # OF PAPER BALLOTS :    | 0  |

TOTAL VOTES = 186

TURNOUT = 12.46% OF 1493 REGISTERED

|          |                       |        |       |         |
|----------|-----------------------|--------|-------|---------|
| OFFICE   | ----- V O T E S ----- |        |       |         |
| RESPONSE | MACHINE               | ABSENT | PAPER | TOTAL % |

FEDERAL & STATE OFFICES

|                       |            |    |   |         |
|-----------------------|------------|----|---|---------|
| UNITED STATES SENATOR | VOTES = 80 |    |   |         |
| * RICHARD G. LUGAR    | 31         | 49 | 0 | 80 100% |

|  |            |    |   |        |
|--|------------|----|---|--------|
| UNITED STATES REPRESENTATIVE<br>DISTRICT 9 | VOTES = 74 |    |   |        |
| SAM SCHULTZ                                | 8          | 6  | 0 | 14 19% |
| * MIKE SODREL                              | 24         | 36 | 0 | 60 81% |

LEGISLATIVE OFFICES

|                                     |            |    |   |         |
|-------------------------------------|------------|----|---|---------|
| STATE REPRESENTATIVE<br>DISTRICT 61 | VOTES = 68 |    |   |         |
| * ADRIANNE DUNLAP                   | 29         | 39 | 0 | 68 100% |

CIRCUIT OFFICES & COUNTY JUDICIAL OFFICES

|  |            |    |   |         |
|--|------------|----|---|---------|
| JUDGE OF THE 10TH JUDICIAL CIRCUIT COURT<br>SEAT 2 | VOTES = 70 |    |   |         |
| * MARC R. KELLAMS                                  | 33         | 37 | 0 | 70 100% |

|  |            |    |   |        |
|--|------------|----|---|--------|
| JUDGE OF THE 10TH JUDICIAL CIRCUIT COURT<br>SEAT 3 | VOTES = 78 |    |   |        |
| * FRANCES (FRANCIE) HILL                           | 18         | 33 | 0 | 51 65% |
| HERB KILMER  | 7          | 10 | 0 | 17 22% |
| BRET RAPER   | 9          | 1  | 0 | 10 13% |

|  |            |    |   |         |
|--|------------|----|---|---------|
| JUDGE OF THE 10TH JUDICIAL CIRCUIT COURT<br>SEAT 8 | VOTES = 68 |    |   |         |
| * JEFFREY A. CHALFANT                              | 31         | 37 | 0 | 68 100% |

|                                      |            |    |   |         |
|--------------------------------------|------------|----|---|---------|
| PROSECUTING ATTORNEY<br>10TH CIRCUIT | VOTES = 71 |    |   |         |
| * CARL A. SALZMANN                   | 31         | 40 | 0 | 71 100% |

05-12-2006

2006 COUNTY PRIMARY ELECTION

TIME : 14:55:38

REPORT FOR PRECINCT 29 - BLOOMINGTON 29

PAGE : 2

VOTES FOR REPUBLICAN PARTY

# OF ELECTRONIC VOTES : 107

# OF ABSENTEE BALLOTS : 79

# OF PAPER BALLOTS : 0

TOTAL VOTES = 186

TURNOUT = 12.46% OF 1493 REGISTERED

|          |                       |        |       |         |
|----------|-----------------------|--------|-------|---------|
| OFFICE   | ----- V O T E S ----- |        |       |         |
| RESPONSE | MACHINE               | ABSENT | PAPER | TOTAL % |

CLERK OF THE CIRCUIT COURT VOTES = 72

|               |    |    |   |    |      |
|---------------|----|----|---|----|------|
| * JIM FIELDER | 31 | 41 | 0 | 72 | 100% |
|---------------|----|----|---|----|------|

COUNTY OFFICES

COUNTY RECORDER VOTES = 73

|             |    |    |   |    |      |
|-------------|----|----|---|----|------|
| * PAT HALEY | 33 | 40 | 0 | 73 | 100% |
|-------------|----|----|---|----|------|

COUNTY SHERIFF VOTES = 72

|                              |    |    |   |    |     |
|------------------------------|----|----|---|----|-----|
| LARRY BIZZARI                | 5  | 6  | 0 | 11 | 15% |
| WILLIAM L. (BILL) BRAND, JR. | 1  | 6  | 0 | 7  | 10% |
| BRIAN R. MOBLEY              | 4  | 12 | 0 | 16 | 22% |
| * BRAD SWAIN                 | 22 | 16 | 0 | 38 | 53% |

COUNTY ASSESSOR VOTES = 0

|                |   |   |   |   |    |
|----------------|---|---|---|---|----|
| * NO CANDIDATE | 0 | 0 | 0 | 0 | 0% |
|----------------|---|---|---|---|----|

COUNTY COMMISSIONER DISTRICT 1 VOTES = 66

|                  |    |    |   |    |      |
|------------------|----|----|---|----|------|
| * JEFF ELLINGTON | 30 | 36 | 0 | 66 | 100% |
|------------------|----|----|---|----|------|

COUNTY COUNCIL DISTRICT 1 VOTES = 66

|                    |    |    |   |    |      |
|--------------------|----|----|---|----|------|
| * SUSAN (SUE) WEST | 30 | 36 | 0 | 66 | 100% |
|--------------------|----|----|---|----|------|

TOWNSHIP OFFICES

BLOOMINGTON TOWNSHIP ASSESSOR VOTES = 0

|                |   |   |   |   |    |
|----------------|---|---|---|---|----|
| * NO CANDIDATE | 0 | 0 | 0 | 0 | 0% |
|----------------|---|---|---|---|----|

BLOOMINGTON TOWNSHIP TRUSTEE VOTES = 60

|                     |    |    |   |    |     |
|---------------------|----|----|---|----|-----|
| * ANTHONY S. BRUNER | 14 | 23 | 0 | 37 | 62% |
| DEXTER LUCK         | 14 | 9  | 0 | 23 | 38% |

05-12-2006

2006 COUNTY PRIMARY ELECTION

TIME : 14:55:38

REPORT FOR PRECINCT 29 - BLOOMINGTON 29

PAGE : 3

VOTES FOR REPUBLICAN PARTY

# OF ELECTRONIC VOTES : 107

# OF ABSENTEE BALLOTS : 79

# OF PAPER BALLOTS : 0

TOTAL VOTES = 186

TURNOUT = 12.46% OF 1493 REGISTERED

OFFICE

----- V O T E S -----

RESPONSE

MACHINE ABSENT PAPER TOTAL %

BLOOMINGTON TOWNSHIP BOARD

VOTES = 104

|                  |    |    |   |    |     |
|------------------|----|----|---|----|-----|
| * ROBERT NAYLOR  | 22 | 31 | 0 | 53 | 51% |
| * SCOTT C. TIBBS | 19 | 32 | 0 | 51 | 49% |
| * NO CANDIDATE   | 0  | 0  | 0 | 0  | 0%  |

PARTY OFFICES

PRECINCT COMMITTEEMAN  
BLOOMINGTON 29

VOTES = 61

|               |    |    |   |    |      |
|---------------|----|----|---|----|------|
| * DAVID SHUEE | 29 | 32 | 0 | 61 | 100% |
|---------------|----|----|---|----|------|

STATE CONVENTION DELEGATE  
DISTRICT 2

VOTES = 274

|                      |    |    |   |    |     |
|----------------------|----|----|---|----|-----|
| * BARBARA M. CLARK   | 29 | 33 | 0 | 62 | 23% |
| * SUSAN ELKINS       | 27 | 29 | 0 | 56 | 20% |
| * RICHARD A. HICKMAN | 26 | 29 | 0 | 55 | 20% |
| * DAVID SHUEE        | 21 | 30 | 0 | 51 | 19% |
| * SCOTT C. TIBBS     | 23 | 27 | 0 | 50 | 18% |
| * NO CANDIDATE       | 0  | 0  | 0 | 0  | 0%  |
| * NO CANDIDATE       | 0  | 0  | 0 | 0  | 0%  |
| * NO CANDIDATE       | 0  | 0  | 0 | 0  | 0%  |
| * NO CANDIDATE       | 0  | 0  | 0 | 0  | 0%  |
| * NO CANDIDATE       | 0  | 0  | 0 | 0  | 0%  |

VOTES FOR DEMOCRATIC PARTY

# OF ELECTRONIC VOTES : 107

# OF ABSENTEE BALLOTS : 79

# OF PAPER BALLOTS : 0

TOTAL VOTES = 186

TURNOUT = 12.46% OF 1493 REGISTERED

OFFICE  
RESPONSE

----- V O T E S -----  
MACHINE ABSENT PAPER TOTAL %

FEDERAL & STATE OFFICES

UNITED STATES SENATOR

VOTES = 0

\* NO CANDIDATE

0 0 0 0 0%

UNITED STATES REPRESENTATIVE  
DISTRICT 9

VOTES = 97

GRETCHEN CLEARWATER

30 3 0 33 34%

\* BARON P. HILL

40 23 0 63 65%

JOHN (COSMO) HOCKERSMITH

0 0 0 0 0%

LENDALL B. TERRY

0 1 0 1 1%

LEGISLATIVE OFFICES

STATE REPRESENTATIVE  
DISTRICT 61

VOTES = 83

\* MATT PIERCE

59 24 0 83 100%

CIRCUIT OFFICES & COUNTY JUDICIAL OFFICES

JUDGE OF THE 10TH JUDICIAL CIRCUIT COURT  
SEAT 2

VOTES = 0

\* NO CANDIDATE

0 0 0 0 0%

JUDGE OF THE 10TH JUDICIAL CIRCUIT COURT  
SEAT 3

VOTES = 92

VALERI HAUGHTON

26 7 0 33 36%

ALPHONSO (AL) MANNS

3 3 0 6 7%

\* ROBERT T. MILLER

36 17 0 53 58%

JUDGE OF THE 10TH JUDICIAL CIRCUIT COURT  
SEAT 8

VOTES = 67

\* TERESA HARPER

49 18 0 67 100%

PROSECUTING ATTORNEY  
10TH CIRCUIT

VOTES = 81

\* CHRIS GAAL

60 21 0 81 100%





VOTES FOR DEMOCRATIC PARTY

# OF ELECTRONIC VOTES : 107

# OF ABSENTEE BALLOTS : 79

# OF PAPER BALLOTS : 0

TOTAL VOTES = 186

TURNOUT = 12.46% OF 1493 REGISTERED

OFFICE

----- V O T E S -----

RESPONSE

MACHINE ABSENT PAPER TOTAL %

BLOOMINGTON TOWNSHIP BOARD

VOTES = 168

|                     |    |    |   |    |     |
|---------------------|----|----|---|----|-----|
| DAWN ALLEN          | 27 | 17 | 0 | 44 | 26% |
| BARBARA E. MCKINNEY | 39 | 16 | 0 | 55 | 33% |
| * BILL STURBAUM     | 47 | 22 | 0 | 69 | 41% |

PARTY OFFICES

PRECINCT COMMITTEEMAN  
BLOOMINGTON 29

VOTES = 85

|                    |    |    |   |    |      |
|--------------------|----|----|---|----|------|
| * MICHAEL DIEKHOFF | 64 | 21 | 0 | 85 | 100% |
|--------------------|----|----|---|----|------|

STATE CONVENTION DELEGATE  
DISTRICT 2

VOTES = 250

|                     |    |    |   |    |     |
|---------------------|----|----|---|----|-----|
| SCOTT ALBER         | 35 | 13 | 0 | 48 | 19% |
| JERRY R. BURTON     | 37 | 13 | 0 | 50 | 20% |
| CHAIM JULIAN        | 37 | 11 | 0 | 48 | 19% |
| * LOIS SABO-SKELTON | 45 | 15 | 0 | 60 | 24% |
| TROY THOMAS         | 37 | 7  | 0 | 44 | 18% |
| NO CANDIDATE        | 0  | 0  | 0 | 0  | 0%  |
| NO CANDIDATE        | 0  | 0  | 0 | 0  | 0%  |
| NO CANDIDATE        | 0  | 0  | 0 | 0  | 0%  |
| NO CANDIDATE        | 0  | 0  | 0 | 0  | 0%  |
| NO CANDIDATE        | 0  | 0  | 0 | 0  | 0%  |
| NO CANDIDATE        | 0  | 0  | 0 | 0  | 0%  |
| NO CANDIDATE        | 0  | 0  | 0 | 0  | 0%  |
| NO CANDIDATE        | 0  | 0  | 0 | 0  | 0%  |
| NO CANDIDATE        | 0  | 0  | 0 | 0  | 0%  |
| NO CANDIDATE        | 0  | 0  | 0 | 0  | 0%  |
| NO CANDIDATE        | 0  | 0  | 0 | 0  | 0%  |

END OF REPORT



VOTES FOR REPUBLICAN PARTY

# OF ELECTRONIC VOTES : 4 # OF ABSENTEE BALLOTS : 0 # OF PAPER BALLOTS : 0

TOTAL VOTES = 4

TURNOUT = 36.36% OF 11 REGISTERED

| OFFICE<br>RESPONSE                   | ----- V O T E S ----- |        |       |   | TOTAL     | %  |
|--------------------------------------|-----------------------|--------|-------|---|-----------|----|
|                                      | MACHINE               | ABSENT | PAPER |   |           |    |
| PROSECUTING ATTORNEY<br>10TH CIRCUIT |                       |        |       |   | VOTES = 0 |    |
| * CARL A. SALZMANN                   | 0                     | 0      | 0     | 0 | 0         | 0% |
| CLERK OF THE CIRCUIT COURT           |                       |        |       |   | VOTES = 0 |    |
| * JIM FIELDER                        | 0                     | 0      | 0     | 0 | 0         | 0% |
| COUNTY OFFICES                       |                       |        |       |   |           |    |
| COUNTY RECORDER                      |                       |        |       |   | VOTES = 0 |    |
| * PAT HALEY                          | 0                     | 0      | 0     | 0 | 0         | 0% |
| COUNTY SHERIFF                       |                       |        |       |   | VOTES = 0 |    |
| * LARRY BIZZARI                      | 0                     | 0      | 0     | 0 | 0         | 0% |
| * WILLIAM L. (BILL) BRAND, JR.       | 0                     | 0      | 0     | 0 | 0         | 0% |
| * BRIAN R. MOBLEY                    | 0                     | 0      | 0     | 0 | 0         | 0% |
| * BRAD SWAIN                         | 0                     | 0      | 0     | 0 | 0         | 0% |
| THIS OFFICE HAS A TIE!!!             |                       |        |       |   |           |    |
| COUNTY ASSESSOR                      |                       |        |       |   | VOTES = 0 |    |
| * NO CANDIDATE                       | 0                     | 0      | 0     | 0 | 0         | 0% |
| COUNTY COMMISSIONER<br>DISTRICT 1    |                       |        |       |   | VOTES = 0 |    |
| * JEFF ELLINGTON                     | 0                     | 0      | 0     | 0 | 0         | 0% |
| COUNTY COUNCIL<br>DISTRICT 3         |                       |        |       |   | VOTES = 0 |    |
| * MARTHA "MARTY" HAWK                | 0                     | 0      | 0     | 0 | 0         | 0% |
| TOWNSHIP OFFICES                     |                       |        |       |   |           |    |
| BLOOMINGTON TOWNSHIP ASSESSOR        |                       |        |       |   | VOTES = 0 |    |
| * NO CANDIDATE                       | 0                     | 0      | 0     | 0 | 0         | 0% |



05-12-2006

2006 COUNTY PRIMARY ELECTION

TIME : 14:55:38

REPORT FOR PRECINCT 30 - BLOOMINGTON 30

PAGE : 4

VOTES FOR DEMOCRATIC PARTY

# OF ELECTRONIC VOTES : 4 # OF ABSENTEE BALLOTS : 0  
 # OF PAPER BALLOTS : 0  
 TOTAL VOTES = 4  
 TURNOUT = 36.36% OF 11 REGISTERED

OFFICE ----- V O T E S -----  
 RESPONSE MACHINE ABSENT PAPER TOTAL %

FEDERAL & STATE OFFICES

UNITED STATES SENATOR VOTES = 0  
 \* NO CANDIDATE 0 0 0 0 0%

UNITED STATES REPRESENTATIVE VOTES = 4  
 DISTRICT 9  
 \* GRETCHEN CLEARWATER 3 0 0 3 75%  
 BARON P. HILL 1 0 0 1 25%  
 JOHN (COSMO) HOCKERSMITH 0 0 0 0 0%  
 LENDALL B. TERRY 0 0 0 0 0%

LEGISLATIVE OFFICES

STATE REPRESENTATIVE VOTES = 4  
 DISTRICT 61  
 \* MATT PIERCE 4 0 0 4 100%

CIRCUIT OFFICES & COUNTY JUDICIAL OFFICES

JUDGE OF THE 10TH JUDICIAL CIRCUIT COURT VOTES = 0  
 SEAT 2  
 \* NO CANDIDATE 0 0 0 0 0%

JUDGE OF THE 10TH JUDICIAL CIRCUIT COURT VOTES = 4  
 SEAT 3  
 \* VALERI HAUGHTON 3 0 0 3 75%  
 ALPHONSO (AL) MANNS 0 0 0 0 0%  
 ROBERT T. MILLER 1 0 0 1 25%

JUDGE OF THE 10TH JUDICIAL CIRCUIT COURT VOTES = 3  
 SEAT 8  
 \* TERESA HARPER 3 0 0 3 100%

PROSECUTING ATTORNEY VOTES = 4  
 10TH CIRCUIT  
 \* CHRIS GAAL 4 0 0 4 100%

VOTES FOR DEMOCRATIC PARTY

# OF ELECTRONIC VOTES : 4 # OF ABSENTEE BALLOTS : 0  
 # OF PAPER BALLOTS : 0  
 TOTAL VOTES = 4  
 TURNOUT = 36.36% OF 11 REGISTERED

OFFICE RESPONSE ----- VOTES -----  
 MACHINE ABSENT PAPER TOTAL %

CLERK OF THE CIRCUIT COURT VOTES = 0

\* NO CANDIDATE 0 0 0 0 0%

COUNTY OFFICES

COUNTY RECORDER VOTES = 3

\* SAM ALLISON 3 0 0 3 100%

COUNTY SHERIFF VOTES = 4

WILLIAM H. BROWN 1 0 0 1 25%  
 \* JAMES L. (JIM) KENNEDY 3 0 0 3 75%  
 LARRY SMITH 0 0 0 0 0%

COUNTY ASSESSOR VOTES = 4

\* JUDITH A. SHARP 4 0 0 4 100%

COUNTY COMMISSIONER DISTRICT 1 VOTES = 1

\* PATRICK STOFFERS 1 0 0 1 100%  
 JAYSON A. TATLOCK 0 0 0 0 0%

COUNTY COUNCIL DISTRICT 3 VOTES = 4

\* MARK STOOPS 4 0 0 4 100%  
 TROY THOMAS 0 0 0 0 0%

TOWNSHIP OFFICES

BLOOMINGTON TOWNSHIP ASSESSOR VOTES = 3

\* JAMES K. BRINEGAR 3 0 0 3 100%  
 THOMAS TEAGUE 0 0 0 0 0%

BLOOMINGTON TOWNSHIP TRUSTEE VOTES = 4

\* NANCY L. BRINEGAR 4 0 0 4 100%

05-12-2006

2006 COUNTY PRIMARY ELECTION

TIME : 14:55:38

REPORT FOR PRECINCT 30 - BLOOMINGTON 30

PAGE : 6

VOTES FOR DEMOCRATIC PARTY

|                         |   |                         |   |
|-------------------------|---|-------------------------|---|
| # OF ELECTRONIC VOTES : | 4 | # OF ABSENTEE BALLOTS : | 0 |
|                         |   | # OF PAPER BALLOTS :    | 0 |

TOTAL VOTES = 4  
 TURNOUT = 36.36% OF 11 REGISTERED

|          |                       |        |       |         |
|----------|-----------------------|--------|-------|---------|
| OFFICE   | ----- V O T E S ----- |        |       |         |
| RESPONSE | MACHINE               | ABSENT | PAPER | TOTAL % |

|                            |           |   |   |       |
|----------------------------|-----------|---|---|-------|
| BLOOMINGTON TOWNSHIP BOARD | VOTES = 9 |   |   |       |
| DAWN ALLEN                 | 2         | 0 | 0 | 2 22% |
| BARBARA E. McKINNEY        | 3         | 0 | 0 | 3 33% |
| * BILL STURBAUM            | 4         | 0 | 0 | 4 44% |

PARTY OFFICES

|   |           |   |   |      |
|---|-----------|---|---|------|
| PRECINCT COMMITTEEMAN<br>BLOOMINGTON 30 | VOTES = 0 |   |   |      |
| * NO CANDIDATE                          | 0         | 0 | 0 | 0 0% |

|   |            |   |   |       |
|---|------------|---|---|-------|
| STATE CONVENTION DELEGATE<br>DISTRICT 2 | VOTES = 11 |   |   |       |
| SCOTT ALBER                             | 2          | 0 | 0 | 2 18% |
| JERRY R. BURTON                         | 2          | 0 | 0 | 2 18% |
| * CHAIM JULIAN                          | 3          | 0 | 0 | 3 27% |
| * LOIS SABO-SKELTON                     | 3          | 0 | 0 | 3 27% |
| TROY THOMAS                             | 1          | 0 | 0 | 1 9%  |
| NO CANDIDATE                            | 0          | 0 | 0 | 0 0%  |
| NO CANDIDATE                            | 0          | 0 | 0 | 0 0%  |
| NO CANDIDATE                            | 0          | 0 | 0 | 0 0%  |
| NO CANDIDATE                            | 0          | 0 | 0 | 0 0%  |
| NO CANDIDATE                            | 0          | 0 | 0 | 0 0%  |
| NO CANDIDATE                            | 0          | 0 | 0 | 0 0%  |
| NO CANDIDATE                            | 0          | 0 | 0 | 0 0%  |
| NO CANDIDATE                            | 0          | 0 | 0 | 0 0%  |
| NO CANDIDATE                            | 0          | 0 | 0 | 0 0%  |
| NO CANDIDATE                            | 0          | 0 | 0 | 0 0%  |
| NO CANDIDATE                            | 0          | 0 | 0 | 0 0%  |

END OF REPORT





VOTES FOR REPUBLICAN PARTY

# OF ELECTRONIC VOTES : 15

# OF ABSENTEE BALLOTS : 2

# OF PAPER BALLOTS : 0

TOTAL VOTES = 17

TURNOUT = 2.13% OF 799 REGISTERED

|          |                       |        |       |         |
|----------|-----------------------|--------|-------|---------|
| OFFICE   | ----- V O T E S ----- |        |       |         |
| RESPONSE | MACHINE               | ABSENT | PAPER | TOTAL % |

CLERK OF THE CIRCUIT COURT

VOTES = 3

\* JIM FIELDER

1 2 0 3 100%

COUNTY OFFICES

COUNTY RECORDER

VOTES = 3

\* PAT HALEY

1 2 0 3 100%

COUNTY SHERIFF

VOTES = 2

LARRY BIZZARI

0 0 0 0 0%

WILLIAM L. (BILL) BRAND, JR.

0 0 0 0 0%

BRIAN R. MOBLEY

0 0 0 0 0%

\* BRAD SWAIN

1 1 0 2 100%

COUNTY ASSESSOR

VOTES = 0

\* NO CANDIDATE

0 0 0 0 0%

COUNTY COMMISSIONER DISTRICT 1

VOTES = 3

\* JEFF ELLINGTON

1 2 0 3 100%

COUNTY COUNCIL DISTRICT 4

VOTES = 0

\* NO CANDIDATE

0 0 0 0 0%

TOWNSHIP OFFICES

BLOOMINGTON TOWNSHIP ASSESSOR

VOTES = 0

\* NO CANDIDATE

0 0 0 0 0%

BLOOMINGTON TOWNSHIP TRUSTEE

VOTES = 1

ANTHONY S. BRUNER

0 0 0 0 0%

\* DEXTER LUCK

0 1 0 1 100%



VOTES FOR DEMOCRATIC PARTY

# OF ELECTRONIC VOTES : 15 # OF ABSENTEE BALLOTS : 2
# OF PAPER BALLOTS : 0

TOTAL VOTES = 17

TURNOUT = 2.13% OF 799 REGISTERED

OFFICE RESPONSE - - - - - V O T E S - - - - -
MACHINE ABSENT PAPER TOTAL %

FEDERAL & STATE OFFICES

UNITED STATES SENATOR VOTES = 0

\* NO CANDIDATE 0 0 0 0 0%

UNITED STATES REPRESENTATIVE VOTES = 14
DISTRICT 9

GRETCHEN CLEARWATER 6 0 0 6 43%
\* BARON P. HILL 8 0 0 8 57%
JOHN (COSMO) HOCKERSMITH 0 0 0 0 0%
LENDALL B. TERRY 0 0 0 0 0%

LEGISLATIVE OFFICES

STATE REPRESENTATIVE VOTES = 11
DISTRICT 61

\* MATT PIERCE 11 0 0 11 100%

CIRCUIT OFFICES & COUNTY JUDICIAL OFFICES

JUDGE OF THE 10TH JUDICIAL CIRCUIT COURT VOTES = 0
SEAT 2

\* NO CANDIDATE 0 0 0 0 0%

JUDGE OF THE 10TH JUDICIAL CIRCUIT COURT VOTES = 14
SEAT 3

\* VALERI HAUGHTON 10 0 0 10 71%
ALPHONSO (AL) MANNS 1 0 0 1 7%
ROBERT T. MILLER 3 0 0 3 21%

JUDGE OF THE 10TH JUDICIAL CIRCUIT COURT VOTES = 8
SEAT 8

\* TERESA HARPER 8 0 0 8 100%

PROSECUTING ATTORNEY VOTES = 13
10TH CIRCUIT

\* CHRIS GAAL 13 0 0 13 100%

VOTES FOR DEMOCRATIC PARTY

# OF ELECTRONIC VOTES : 15

# OF ABSENTEE BALLOTS : 2

# OF PAPER BALLOTS : 0

TOTAL VOTES = 17

TURNOUT = 2.13% OF 799 REGISTERED

|          |                       |        |       |         |
|----------|-----------------------|--------|-------|---------|
| OFFICE   | ----- V O T E S ----- |        |       |         |
| RESPONSE | MACHINE               | ABSENT | PAPER | TOTAL % |

CLERK OF THE CIRCUIT COURT VOTES = 0

\* NO CANDIDATE 0 0 0 0 0%

COUNTY OFFICES

COUNTY RECORDER VOTES = 7

\* SAM ALLISON 7 0 0 7 100%

COUNTY SHERIFF VOTES = 13

WILLIAM H. BROWN 3 0 0 3 23%

\* JAMES L. (JIM) KENNEDY 8 0 0 8 62%

LARRY SMITH 2 0 0 2 15%

COUNTY ASSESSOR VOTES = 10

\* JUDITH A. SHARP 10 0 0 10 100%

COUNTY COMMISSIONER VOTES = 6

DISTRICT 1

\* PATRICK STOFFERS 6 0 0 6 100%

JAYSON A. TATLOCK 0 0 0 0 0%

COUNTY COUNCIL VOTES = 12

DISTRICT 4

BILL HAYDEN 5 0 0 5 42%

\* JILL LESH 7 0 0 7 58%

TOWNSHIP OFFICES

BLOOMINGTON TOWNSHIP ASSESSOR VOTES = 9

\* JAMES K. BRINEGAR 8 0 0 8 89%

THOMAS TEAGUE 1 0 0 1 11%

BLOOMINGTON TOWNSHIP TRUSTEE VOTES = 11

\* NANCY L. BRINEGAR 11 0 0 11 100%





VOTES FOR DEMOCRATIC PARTY

# OF ELECTRONIC VOTES : 98 # OF ABSENTEE BALLOTS : 17  
 # OF PAPER BALLOTS : 0

TOTAL VOTES = 115

TURNOUT = 20.57% OF 559 REGISTERED

OFFICE RESPONSE ----- V O T E S -----  
 MACHINE ABSENT PAPER TOTAL %

PERRY TOWNSHIP BOARD

VOTES = 152

|                    |    |   |   |    |     |
|--------------------|----|---|---|----|-----|
| JACK E. DAVIS      | 38 | 9 | 0 | 47 | 31% |
| MARTHA REGESTER    | 38 | 9 | 0 | 47 | 31% |
| * BARBARA STURBAUM | 50 | 8 | 0 | 58 | 38% |

PARTY OFFICES

PRECINCT COMMITTEEMAN  
 PERRY 4

VOTES = 60

|                 |    |   |   |    |      |
|-----------------|----|---|---|----|------|
| * JACK E. DAVIS | 51 | 9 | 0 | 60 | 100% |
|-----------------|----|---|---|----|------|

STATE CONVENTION DELEGATE  
 DISTRICT 3

VOTES = 570

|                        |    |   |   |    |     |
|------------------------|----|---|---|----|-----|
| SAM ALLISON            | 21 | 5 | 0 | 26 | 5%  |
| J. CREGAR              | 13 | 2 | 0 | 15 | 3%  |
| LUCRETIA CREGAR        | 19 | 3 | 0 | 22 | 4%  |
| JACK E. DAVIS          | 18 | 9 | 0 | 27 | 5%  |
| SHIRLEY A. FITZGIBBONS | 17 | 4 | 0 | 21 | 4%  |
| DENISE A. GARDINER     | 15 | 4 | 0 | 19 | 3%  |
| JOHN HAMILTON          | 25 | 5 | 0 | 30 | 5%  |
| DAVID HART             | 20 | 6 | 0 | 26 | 5%  |
| VIC KELSON             | 18 | 4 | 0 | 22 | 4%  |
| * IRIS KIESLING        | 52 | 8 | 0 | 60 | 11% |
| JENN MARCUM            | 18 | 4 | 0 | 22 | 4%  |
| KYLE MARCUM            | 15 | 3 | 0 | 18 | 3%  |
| REGINA MOORE           | 42 | 7 | 0 | 49 | 9%  |
| SHAUNICA PRIDGEN       | 13 | 2 | 0 | 15 | 3%  |
| DONNA A. PURDOM        | 20 | 4 | 0 | 24 | 4%  |
| PAUL PURDOM            | 18 | 5 | 0 | 23 | 4%  |
| DAVID R. ROLLO         | 45 | 8 | 0 | 53 | 9%  |
| ERIC T. SCHMITZ        | 8  | 4 | 0 | 12 | 2%  |
| LEEANN S. SINCLAIR     | 14 | 3 | 0 | 17 | 3%  |
| SCOTT WELLS            | 30 | 5 | 0 | 35 | 6%  |
| E.A. (LIZ) ZORN        | 27 | 7 | 0 | 34 | 6%  |

END OF REPORT





