



COUNTY ELECTION REPORT

State Form 47923 (R3/11-05)
Indiana Election Commission (IC 3-6-5-17; IC 3-6-5-17.5)

(CEB-9)

INSTRUCTIONS: Each county election board shall submit a report to the Indiana Election Division after each primary, general, and special election. The report must be mailed or hand delivered to the Indiana Election Division, Indiana Government Center South, 302 West Washington Street, Room E-204, Indianapolis, IN 46204-2743 not later than 14 days after each election.

COUNTY ELECTION REPORT

FOR THE \_\_\_\_\_ ELECTION CONDUCTED ON \_\_\_\_\_, 20\_\_\_\_

REGISTRATION AND TURNOUT

- 1. Number of registered voters in county at close of registration for this election: 22,830
2. If the election was held only in part of the county, the number of registered voters in that part of the county at close of registration for this election: N/A
3. Number of voters voting in person at the polls: 4917
4. Number of all voters voting absentee: 352
5. Total number of voters who voted in this election (should equal #3 + #4): 5269

#6 - #8 are for General Elections Only - Otherwise, put NA

- 6. The combined total number of absentee ballots sent by county to military and overseas voters:
7. Total number of ballots in #6 returned by these voters (Include any Federal Write-in Absentee Ballots returned when voter did not return an official county ballot. Please note the number of these write-in ballots (FWABs) separately, as in "120 + 3 FWABs."):
8. Total number of ballots in #7 counted:

RECEIVED
2006 MAY 16 AM 10:54
INDIANA ELECTION DIVISION

ELECTION BUDGET AND EQUIPMENT

- 9. BUDGETED cost for this election. Estimate if necessary: 45,000.00
10. What types of voting systems did the county use in this election? (check each one that applies)
[ ] hand-counted paper ballot [X] direct recording electronic voting unit [ ] optical scan ballot
11. Name of the vendor of each voting system the county used in this election: Microvote

ENCLOSURES (Please attach sheets or printouts with the following information)

- 12. Describe any malfunction or other problem with your voting system during the election.
(Attach an extra page if necessary): NONE
13. Canvasser sheets (official election results by precinct).
[ ] (check box if applicable) County has provided an electronic version of the canvasser sheets to the Election Division.
14. Number of registered voters for each precinct in the county.
15. Names and mailing addresses for your county election board members and any board of voter registration officers.
16. Any sheets provided by the Election Division containing requests for additional information (including training and education survey).
17. The total number of provisional ballots cast by voters in the county in this election: 3
18. Total number of provisional ballots not counted by county election board: 2
19. Total number of provisional ballots counted by county election board: 1

County: Clinton, Signature: Laura Huffer, Title: Clerk

# Clinton County Election Board

Tel: (765) 659-6337


Fax: (765) 659-6347


---

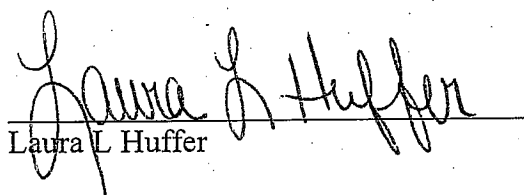
## PRIMARY CERTIFICATION 2006

We, The Clinton County Election Board, approve and certify that the above report is true and accurate.

Signed this 15<sup>th</sup> day of May, 2006

  
James D. Moore

  
Maurice Huffer

  
Laura L. Huffer

RECEIVED  
2006 MAY 16 AM 10:55  
INDIANA ELECTIONS DIVISION

Laura Huffer  
265 Courthouse Square  
Frankfort IN 46041  
765-659-6335

Rhea Copas  
265 Courthouse Square  
Frankfort IN 46041  
765-659-6335

James Moore  
257 S. Main St.  
Frankfort IN 46041  
765-654-4438

Maury Huffer  
908 Maple Drive  
Frankfort IN 46041  
765-654-5782

State of Indiana Voter Status Counts by Precinct

copy 4-20-06

Clinton City

RECEIVED  
2006 MAY 16 AM 10:51  
INDIANA ELECTIONS DIVISION

Township	Precinct	Active	InActive	Total Current Voters	Pending	InComplete
CENTER	CENTER 01	392	5	397	0	0
	CENTER 02	447	28	475	0	0
	CENTER 03	411	26	437	0	0
	CENTER 04	728	32	760	0	0
	CENTER 05	386	24	410	0	0
	CENTER 06	538	34	572	0	0
	CENTER 07	498	40	538	0	0
	CENTER 08	572	58	630	0	0
	CENTER 09	523	39	562	0	0
	CENTER 10	204	18	222	0	1
	CENTER 11	341	21	362	0	0
	CENTER 12	559	25	584	0	0
	CENTER 13	472	20	492	0	1
	CENTER 14	598	29	627	0	0
	CENTER 15	596	15	611	0	0
	CENTER 16	400	32	432	0	0
	CENTER 17	573	27	600	0	1

# State of Indiana Voter Status Counts by Precinct

CENTER 18	679	40	719	0	0
CENTER 19	822	59	881	0	0
CENTER 20	673	27	700	0	0

CENTER Township Subtotal 10412 599 11011 0 3

## FOREST

FOREST 21	637	47	684	0	0
-----------	-----	----	-----	---	---

FOREST Township Subtotal 637 47 684 0 0

## JACKSON

JACKSON 22	392	22	414	0	0
JACKSON 23	475	23	498	0	0

JACKSON Township Subtotal 867 45 912 0 0

## JOHNSON

JOHNSON 24	342	27	369	0	0
------------	-----	----	-----	---	---

JOHNSON Township Subtotal 342 27 369 0 0

## KIRKLIN

KIRKLIN 25	483	46	529	0	0
KIRKLIN 26	460	29	489	0	1

KIRKLIN Township Subtotal 943 75 1018 0 1

## MADISON

MADISON 27	899	77	976	2	1
MADISON 28	566	37	603	0	0

MADISON Township Subtotal 1465 114 1579 2 1

## MICHIGAN

MICHIGAN 29	318	20	338	0	0
-------------	-----	----	-----	---	---

# State of Indiana Voter Status Counts by Precinct

MICHIGAN 30	859	31	890	0	0
MICHIGAN Township Subtotal					
	1177	51	1228	0	0
OWEN					
OWEN 31	566	31	597	0	0
OWEN Township Subtotal					
	566	31	597	0	0
PERRY					
PERRY 32	521	48	569	0	0
PERRY 33	495	25	520	1	0
PERRY Township Subtotal					
	1016	73	1089	1	0
ROSS					
ROSS 34	1013	92	1105	1	0
ROSS 35	761	57	818	0	0
ROSS Township Subtotal					
	1774	149	1923	1	0
SUGAR CREEK					
SUGAR CREEK 36	338	26	364	0	0
SUGAR CREEK Township Subtotal					
	338	26	364	0	0
UNION					
UNION 37	742	18	760	1	0
UNION Township Subtotal					
	742	18	760	1	0
WARREN					
WARREN 38	454	16	470	0	0
WARREN Township Subtotal					
	454	16	470	0	0
WASHINGTON					
WASHINGTON 39	785	41	826	1	0
WASHINGTON Subtotal					
	785	41	826	1	0

**State of Indiana Voter Status Counts by Precinct**

WASHINGTON Township Subtotal	785	41	826	1	0
	21518	1312	22830	6	5

*Clinton County Election Board*

---

May 15, 2006


RECEIVED  
2006 MAY 15 AM 10:57  
INDIANA ELECTIONS DIVISION


On this 15<sup>th</sup> day of May, 2006 the Clinton County Election Board does duly certify the results of the election for the office of the At-Large member of the Rossville School Board conducted May 2, 2006 to be as follows:


Phillip D. Burkle: Machine: 535  
(Declared Write In Candidate) Absentee: 27  
Total: 562

Diana L. Vice: Machine: 123  
Absentee: 11  
Total: 134

Ballots attempted to be cast for non-declared write in candidate: 6

  
James D. Moore

  
Maurice R. Huffer

  
Laura L. Huffer

---



# Election Summary Report

Clinton County, Indiana  
 CLINTON COUNTY, IN - 2006 Primary Election  
 Election Date: 5/2/2006

A- # OF Absentee Ballots	352	NUMBER OF PRECINCTS:	39
M- # OF Machine Ballots	4917	# OF PRECINCTS REPORTED:	39
P- # OF Provisional Ballots	1	# OF PRECINCTS NOT REPORTED:	0
PUBLIC COUNT: 5270		# OF PRECINCTS INCOMPLETE:	0
VOTER TURNOUT: 23.08%			

RECEIVED  
 2006 MAY 16 AM 10:57  
 INDIANA ELECTIONS DIVISION

----- VOTES -----					
A	M	P	TOTAL	%	
VOTES= 3,459					(R) United States Senator
203	3256	0	3459	100.00%	VOTE FOR 1 RICHARD G. LUGAR
VOTES= 0					(D) United States Senator
0	0	0	0	0.00%	VOTE FOR 1 NO CANDIDATE
VOTES= 3,638					(R) US Representative Dist 4
175	2652	0	2827	77.71%	VOTE FOR 1 STEVE BUYER
41	770	0	811	22.29%	MIKE CAMPBELL
VOTES= 972					(D) US Representative Dist 4
39	242	0	281	28.91%	VOTE FOR 1 RICK CORNSTUBLE
9	181	0	190	19.55%	DARIN S. KINSER
34	467	0	501	51.54%	DAVID SANDERS
VOTES= 2,544					(R) State Senator District 23
24	476	0	500	19.65%	VOTE FOR 1 PHILIP L. (PHIL) BOOTS
32	820	0	852	33.49%	JAMES R. DETAMORE
36	359	0	395	15.53%	SUSAN B. MCGRADY
67	730	0	797	31.33%	RICHARD (DICK) THOMPSON
VOTES= 0					(D) State Senator District 23
0	0	0	0	0.00%	VOTE FOR 1 NO CANDIDATE
VOTES= 3,287					(R) State Representative District 38
188	3098	1	3287	100.00%	VOTE FOR 1 JAMES (JIM) R. BUCK
VOTES= 0					(D) State Representative District 38
0	0	0	0	0.00%	VOTE FOR 1 NO CANDIDATE
VOTES= 3,486					(R) Judge Circuit Court 45th Circuit
189	3296	1	3486	100.00%	VOTE FOR 1 LINLEY E. PEARSON
VOTES= 0					(D) Judge Circuit Court 45th Circuit
0	0	0	0	0.00%	VOTE FOR 1 NO CANDIDATE
VOTES= 3,707					(R) Prosecuting Attorney 45th Circ
128	1886	1	2015	54.36%	VOTE FOR 1 ANTHONY J. SOMMER
95	1597	0	1692	45.64%	F. SCOTT STUARD

# Election Summary Report

Clinton County, Indiana  
 CLINTON COUNTY, IN - 2006 Primary Election  
 Election Date: 5/2/2006

A- # OF Absentee Ballots	352	NUMBER OF PRECINCTS:	39
M- # OF Machine Ballots	4917	# OF PRECINCTS REPORTED:	39
P- # OF Provisional Ballots	1	# OF PRECINCTS NOT REPORTED:	0
PUBLIC COUNT: 5270		# OF PRECINCTS INCOMPLETE:	0
VOTER TURNOUT: 23.08%			

----- VOTES -----				
A	M	P	TOTAL	%
VOTES= 849				
77	772	0	849	100.00%
(D) Prosecuting Attorney 45th Circ VOTE FOR 1 LOUIS D. EVANS				
VOTES= 3,287				
193	3093	1	3287	100.00%
(R) Clerk Of The Circuit Court VOTE FOR 1 LAURA HUFFER				
VOTES= 0				
0	0	0	0	0.00%
(D) Clerk Of The Circuit Court VOTE FOR 1 NO CANDIDATE				
VOTES= 3,106				
179	2926	1	3106	100.00%
(R) County Auditor VOTE FOR 1 JACQUELINE R. CLEMENTS				
VOTES= 0				
0	0	0	0	0.00%
(D) County Auditor VOTE FOR 1 NO CANDIDATE				
VOTES= 3,350				
174	3175	1	3350	100.00%
(R) County Sheriff VOTE FOR 1 MARK A. MITCHELL				
VOTES= 0				
0	0	0	0	0.00%
(D) County Sheriff VOTE FOR 1 NO CANDIDATE				
VOTES= 3,761				
89	1400	0	1489	39.59%
138	2134	0	2272	60.41%
(R) County Assessor VOTE FOR 1 KATIE FAUCETT DANA MYERS				
VOTES= 0				
0	0	0	0	0.00%
(D) County Assessor VOTE FOR 1 NO CANDIDATE				
VOTES= 3,773				
110	1973	0	2083	55.21%
116	1573	1	1690	44.79%
(R) County Commissioner District 3 VOTE FOR 1 MICHAEL W. CONNER WAYNE C. WILLIAMS				
VOTES= 0				
0	0	0	0	0.00%
(D) County Commissioner District 3 VOTE FOR 1 NO CANDIDATE				
VOTES= 634				
14	155	0	169	26.66%
23	212	0	235	37.07%
15	215	0	230	36.28%
(R) County Council District 1 VOTE FOR 1 DALE BAILEY DONALD R. (DICK) HOWARD RODNEY WANN				

# Election Summary Report

Clinton County, Indiana  
 CLINTON COUNTY, IN - 2006 Primary Election  
 Election Date: 5/2/2006

A- # OF Absentee Ballots	352	NUMBER OF PRECINCTS:	39
M- # OF Machine Ballots	4917	# OF PRECINCTS REPORTED:	39
P- # OF Provisional Ballots	1	# OF PRECINCTS NOT REPORTED:	0
PUBLIC COUNT: 5270		# OF PRECINCTS INCOMPLETE:	0
VOTER TURNOUT: 23.08%			

----- VOTES -----

A	M	P	TOTAL	%	
VOTES= 0					(D) County Council District 1
0	0	0	0	0.00%	VOTE FOR 1 NO CANDIDATE
VOTES= 677					(R) County Council District 2
36	640	1	677	100.00%	VOTE FOR 1 C. STEVEN FREY
VOTES= 0					(D) County Council District 2
0	0	0	0	0.00%	VOTE FOR 1 NO CANDIDATE
VOTES= 1,155					(R) County Council District 3
15	396	0	411	35.58%	VOTE FOR 1 JERRY COOPER
46	698	0	744	64.42%	RONALD A. GASCHO
VOTES= 0					(D) County Council District 3
0	0	0	0	0.00%	VOTE FOR 1 NO CANDIDATE
VOTES= 1,097					(R) County Council District 4
30	434	0	464	42.30%	VOTE FOR 1 ALAN DUNN
12	258	0	270	24.61%	JANELLA PEARCY
8	355	0	363	33.09%	DAVID W. TREES
VOTES= 284					(D) County Council District 4
29	255	0	284	100.00%	VOTE FOR 1 JEANIE BONECUTTER
VOTES= 1,345					(R) Center Township Assessor
90	1254	1	1345	100.00%	VOTE FOR 1 MARTHA MOUDY
VOTES= 0					(D) Center Township Assessor
0	0	0	0	0.00%	VOTE FOR 1 NO CANDIDATE
VOTES= 1,395					(R) Center Township Trustee
91	1303	1	1395	100.00%	VOTE FOR 1 VICKI I. ELLIOTT
VOTES= 0					(D) Center Township Trustee
0	0	0	0	0.00%	VOTE FOR 1 NO CANDIDATE
VOTES= 2,868					(R) Center Township Board Member
69	824	1	894	31.17%	VOTE FOR 3 MARGARET A. MARTIN
70	956	0	1026	35.77%	JIM OSBON
72	876	0	948	33.05%	ROBERT M. STERLING

# Election Summary Report

Clinton County, Indiana  
 CLINTON COUNTY, IN - 2006 Primary Election  
 Election Date: 5/2/2006

A- # OF Absentee Ballots	352	NUMBER OF PRECINCTS:	39
M- # OF Machine Ballots	4917	# OF PRECINCTS REPORTED:	39
P- # OF Provisional Ballots	1	# OF PRECINCTS NOT REPORTED:	0
PUBLIC COUNT: 5270		# OF PRECINCTS INCOMPLETE:	0
VOTER TURNOUT: 23.08%			

----- VOTES -----

A	M	P	TOTAL	%	
VOTES= 0					(D) Center Township Board Member
0	0	0	0	0.00%	VOTE FOR 3 NO CANDIDATE
VOTES= 108					(R) Forest Township Trustee
3	105	0	108	100.00%	VOTE FOR 1 MATTHEW R. MCQUINN
VOTES= 0					(D) Forest Township Trustee
0	0	0	0	0.00%	VOTE FOR 1 NO CANDIDATE
VOTES= 161					(R) Forest Township Board Member
3	81	0	84	52.17%	VOTE FOR 3 BEVERLY EPPLEY
2	75	0	77	47.83%	MICHAEL TATE
VOTES= 0					(D) Forest Township Board Member
0	0	0	0	0.00%	VOTE FOR 3 NO CANDIDATE
VOTES= 208					(R) Jackson Township Trustee
7	201	0	208	100.00%	VOTE FOR 1 MARVIN REAGAN
VOTES= 0					(D) Jackson Township Trustee
0	0	0	0	0.00%	VOTE FOR 1 NO CANDIDATE
VOTES= 483					(R) Jackson Township Board
10	166	0	176	36.44%	VOTE FOR 3 DAN R. COAPSTICK
7	158	0	165	34.16%	JAMES A. MENNEN
7	135	0	142	29.40%	ROBERT M. MOORE
VOTES= 0					(D) Jackson Township Board
0	0	0	0	0.00%	VOTE FOR 3 NO CANDIDATE
VOTES= 55					(R) Johnson Township Trustee
4	51	0	55	100.00%	VOTE FOR 1 KIM R. RAWLINGS
VOTES= 0					(D) Johnson Township Trustee
0	0	0	0	0.00%	VOTE FOR 1 NO CANDIDATE
VOTES= 0					(R) Johnson Township Board
0	0	0	0	0.00%	VOTE FOR 3 NO CANDIDATE

# Election Summary Report

Clinton County, Indiana  
 CLINTON COUNTY, IN - 2006 Primary Election

Election Date: 5/2/2006

A- # OF Absentee Ballots	352	NUMBER OF PRECINCTS:	39
M- # OF Machine Ballots	4917	# OF PRECINCTS REPORTED:	39
P- # OF Provisional Ballots	1	# OF PRECINCTS NOT REPORTED:	0
PUBLIC COUNT: 5270		# OF PRECINCTS INCOMPLETE:	0
VOTER TURNOUT: 23.08%			

----- VOTES -----

A	M	P	TOTAL	%	
VOTES= 0					(D) Johnson Township Board
0	0	0	0	0.00%	VOTE FOR 3 NO CANDIDATE
VOTES= 0					(R) Kirklin Township Trustee
0	0	0	0	0.00%	VOTE FOR 1 NO CANDIDATE
VOTES= 55					(D) Kirklin Township Trustee
5	50	0	55	100.00%	VOTE FOR 1 CAROLYN K. MCQUINN
VOTES= 172					(R) Kirklin Township Board Member
11	161	0	172	100.00%	VOTE FOR 3 ROGER A. MCCLAIN
VOTES= 68					(D) Kirklin Township Board Member
2	32	0	34	50.00%	VOTE FOR 3 RICHARD C. DUNN
3	31	0	34	50.00%	JOHN W. GRICE
VOTES= 0					(R) Madison Township Trustee
0	0	0	0	0.00%	VOTE FOR 1 NO CANDIDATE
VOTES= 64					(D) Madison Township Trustee
1	63	0	64	100.00%	VOTE FOR 1 ROBERT W. BAKER, JR
VOTES= 195					(R) Madison Township Board
5	190	0	195	100.00%	VOTE FOR 3 CHARLES A. ROBISON
VOTES= 69					(D) Madison Township Board
1	68	0	69	100.00%	VOTE FOR 3 RUSSELL GOOD
VOTES= 229					(R) Michigan Township Trustee
6	223	0	229	100.00%	VOTE FOR 1 NICK K. BALES
VOTES= 72					(D) Michigan Township Trustee
14	58	0	72	100.00%	VOTE FOR 1 DAVID L. AVERY
VOTES= 670					(R) Michigan Township Board
4	166	0	170	25.37%	VOTE FOR 3 JEFFREY A. CLINE
4	160	0	164	24.48%	TERRY M. HILLIS
5	169	0	174	25.97%	PATRICIA J. MCQUINN
4	158	0	162	24.18%	JEFFREY L. STRONG

# Election Summary Report

Clinton County, Indiana  
 CLINTON COUNTY, IN - 2006 Primary Election  
 Election Date: 5/2/2006

A- # OF Absentee Ballots	352	NUMBER OF PRECINCTS:	39
M- # OF Machine Ballots	4917	# OF PRECINCTS REPORTED:	39
P- # OF Provisional Ballots	1	# OF PRECINCTS NOT REPORTED:	0
PUBLIC COUNT: 5270		# OF PRECINCTS INCOMPLETE:	0
VOTER TURNOUT: 23.08%			

----- VOTES -----				
A	M	P	TOTAL	%
VOTES= 0 (D) Michigan Township Board				
0	0	0	0	0.00%
VOTE FOR 3 NO CANDIDATE				
VOTES= 95 (R) Owen Township Trustee				
2	93	0	95	100.00%
VOTE FOR 1 RICHARD T. RYAN				
VOTES= 36 (D) Owen Township Trustee				
3	33	0	36	100.00%
VOTE FOR 1 WILLIAM J. TICEN				
VOTES= 0 (R) Owen Township Board Member				
0	0	0	0	0.00%
VOTE FOR 3 NO CANDIDATE				
VOTES= 115 (D) Owen Township Board Member				
3	36	0	39	33.91%
3	36	0	39	33.91%
3	34	0	37	32.17%
VOTE FOR 3 LEWIS B. FLOHR				
CRAIG B. MICHAEL				
JAMES R. UNGER				
VOTES= 123 (R) Perry Township Trustee				
4	119	0	123	100.00%
VOTE FOR 1 CONSTANCE J. BLACKER				
VOTES= 0 (D) Perry Township Trustee				
0	0	0	0	0.00%
VOTE FOR 1 NO CANDIDATE				
VOTES= 316 (R) Perry Township Board Member				
3	92	0	95	30.06%
5	105	0	110	34.81%
6	105	0	111	35.13%
VOTE FOR 3 PATTY DEFORD				
PHIL RAMSEY				
GERRY SOMERS				
VOTES= 0 (D) Perry Township Board Member				
0	0	0	0	0.00%
VOTE FOR 3 NO CANDIDATE				
VOTES= 0 (R) Ross Township Trustee				
0	0	0	0	0.00%
VOTE FOR 1 NO CANDIDATE				
VOTES= 90 (D) Ross Township Trustee				
7	83	0	90	100.00%
VOTE FOR 1 CARL C. SEEST				
VOTES= 471 (R) Ross Township Board Member				
15	230	0	245	52.02%
12	214	0	226	47.98%
VOTE FOR 3 GARY W. GANGWER				
DANIEL J. LAHRMAN				

# Election Summary Report

Clinton County, Indiana  
 CLINTON COUNTY, IN - 2006 Primary Election  
 Election Date: 5/2/2006

A- # OF Absentee Ballots	352	NUMBER OF PRECINCTS:	39
M- # OF Machine Ballots	4917	# OF PRECINCTS REPORTED:	39
P- # OF Provisional Ballots	1	# OF PRECINCTS NOT REPORTED:	0
PUBLIC COUNT: 5270		# OF PRECINCTS INCOMPLETE:	0
VOTER TURNOUT: 23.08%			

----- VOTES -----				
A	M	P	TOTAL	%
VOTES= 0				
0	0	0	0	0.00%
(D) Ross Township Board Member VOTE FOR 3 NO CANDIDATE				
VOTES= 0				
0	0	0	0	0.00%
(R) Sugar Creek Township Trustee VOTE FOR 1 NO CANDIDATE				
VOTES= 33				
11	22	0	33	100.00%
(D) Sugar Creek Township Trustee VOTE FOR 1 JOHN L. BONECUTTER				
VOTES= 100				
0	50	0	50	50.00%
0	50	0	50	50.00%
(R) Sugar Creek Township Board VOTE FOR 3 MARK A. BUTCHER KENNETH G. CLINE				
VOTES= 31				
11	20	0	31	100.00%
(D) Sugar Creek Township Board VOTE FOR 3 DANE L. HASTINGS				
VOTES= 0				
0	0	0	0	0.00%
(R) Union Township Trustee VOTE FOR 1 NO CANDIDATE				
VOTES= 26				
1	25	0	26	100.00%
(D) Union Township Trustee VOTE FOR 1 LARRY L. LAUGHNER				
VOTES= 162				
11	151	0	162	100.00%
(R) Union Township Board Member VOTE FOR 3 JERRY L. OSTLER				
VOTES= 39				
1	15	0	16	41.03%
1	22	0	23	58.97%
(D) Union Township Board Member VOTE FOR 3 C. DAVID LITTLE TROY L. MICHAEL				
VOTES= 0				
0	0	0	0	0.00%
(R) Warren Township Trustee VOTE FOR 1 NO CANDIDATE				
VOTES= 32				
0	32	0	32	100.00%
(D) Warren Township Trustee VOTE FOR 1 DONALD W. GRICE				
VOTES= 59				
0	59	0	59	100.00%
(R) Warren Township Board VOTE FOR 3 PHILLIP D. CARTER				

# Election Summary Report

Clinton County, Indiana  
 CLINTON COUNTY, IN - 2006 Primary Election  
 Election Date: 5/2/2006

A- # OF Absentee Ballots	352	NUMBER OF PRECINCTS:	39
M- # OF Machine Ballots	4917	# OF PRECINCTS REPORTED:	39
P- # OF Provisional Ballots	1	# OF PRECINCTS NOT REPORTED:	0
PUBLIC COUNT: 5270		# OF PRECINCTS INCOMPLETE:	0
VOTER TURNOUT: 23.08%			

----- VOTES -----

A	M	P	TOTAL	%	
VOTES= 51					(D) Warren Township Board
VOTE FOR 3					
0	23	0	23	45.10%	EDWIN M. CRUM
0	28	0	28	54.90%	BETTY L. UNGER
VOTES= 113					(R) Washington Township Trustee
VOTE FOR 1					
6	107	0	113	100.00%	SUSAN FEARNOW
VOTES= 48					(D) Washington Township Trustee
VOTE FOR 1					
1	47	0	48	100.00%	SUE ANN STINSON
VOTES= 130					(R) Washington Township Board
VOTE FOR 3					
6	124	0	130	100.00%	CARROLL C. LOCK
VOTES= 70					(D) Washington Township Board
VOTE FOR 3					
0	34	0	34	48.57%	JEFFREY C. SIGLER
1	35	0	36	51.43%	ROBERT L. TIMMONS
VOTES= 639					Frankfort School Board District 4
VOTE FOR 1					
20	294	1	315	49.30%	JEFFREY K. HARDESTY
27	297	0	324	50.70%	CHARLES E. HERNDON
0	0	0	0	0.00%	Write-In
VOTES= 358					Frankfort School Board District 5
VOTE FOR 1					
17	128	0	145	40.50%	DENNIS G. CLEAVER
7	63	0	70	19.55%	CHRIS COOMER
4	139	0	143	39.94%	JEFF TATUM
0	0	0	0	0.00%	Write-In
VOTES= 117					Frankfort School Board District 6
VOTE FOR 1					
3	114	0	117	100.00%	DEAN A. HUDDLESTON
0	0	0	0	0.00%	Write-In
VOTES= 151					Frankfort School Board District 7
VOTE FOR 1					
8	140	0	148	98.01%	JOHN W. MORRIS
0	3	0	3	1.99%	Write-In
VOTES= 702					Rossville School Board At-Large
VOTE FOR 1					
11	123	0	134	19.09%	DIANA L. VICE
27	541	0	568	80.91%	Write-In

*Handwritten initials: JOM, ZAA, JAB*

*Separately certified to correct write ins.*



# Election Summary Report

Clinton County, Indiana  
 CLINTON COUNTY, IN - 2006 Primary Election  
 Election Date: 5/2/2006

A- # OF Absentee Ballots	352	NUMBER OF PRECINCTS:	39
M- # OF Machine Ballots	4917	# OF PRECINCTS REPORTED:	39
P- # OF Provisional Ballots	1	# OF PRECINCTS NOT REPORTED:	0
PUBLIC COUNT: 5270		# OF PRECINCTS INCOMPLETE:	0
VOTER TURNOUT: 23.08%			

----- VOTES -----

A	M	P	TOTAL	%	
<b>VOTES= 571</b>					<b>Rossville School Board Ross Twp</b>
<b>VOTE FOR 1</b>					
31	531	0	562	98.42%	JON K. JACOBY
3	6	0	9	1.58%	Write-In
<b>VOTES= 992</b>					<b>Clinton Prairie School Board At-Lg</b>
<b>VOTE FOR 1</b>					
14	355	0	369	37.20%	MARY A. (ALICE) BELL
21	601	0	622	62.70%	CRAIG SEAGER
1	0	0	1	0.10%	Write-In
<b>VOTES= 788</b>					<b>Clinton Prairie SB Washington Twp</b>
<b>VOTE FOR 1</b>					
23	764	0	787	99.87%	TIMOTHY M. SNYDER
0	1	0	1	0.13%	Write-In
<b>VOTES= 1,088</b>					<b>Clinton Central School Board At-Lg</b>
<b>VOTE FOR 1</b>					
32	421	0	453	41.64%	BRYAN CRENSHAW
6	236	0	242	22.24%	KEVIN JOHNSTON
15	204	0	219	20.13%	BYRON D. STOCKBERGER
11	163	0	174	15.99%	ROBERT W. (ROB) SURBER, JR.
0	0	0	0	0.00%	Write-In
<b>VOTES= 1,095</b>					<b>Clinton Central SB Kirklin Twp</b>
<b>VOTE FOR 1</b>					
24	307	0	331	30.23%	H. STEVEN NEAL
37	493	0	530	48.40%	M. ALAN STOWERS
4	230	0	234	21.37%	JAMES M. (MIKE) WELLS
0	0	0	0	0.00%	Write-In
<b>VOTES= 1,093</b>					<b>Clinton Central SB Sugar Crk Twp</b>
<b>VOTE FOR 1</b>					
23	440	0	463	42.36%	MICHAEL (BRIAN) MARCUM
40	590	0	630	57.64%	WADE STOWERS
0	0	0	0	0.00%	Write-In

5/2/2006

06:54:19

# Precinct Summary Report

EMS

Clinton County, Indiana  
CLINTON COUNTY, IN - 2006 Primary Election  
Election Date: 5/2/2006

## 01-PRECINCT 1

A- # OF Absentee Ballots 12  
M- # OF Machine Ballots 149  
P- # OF Provisional Ballots 0

PRECINCT STATUS: REPORTED

PUBLIC COUNT: 161

VOTER TURNOUT: 40.55%

----- VOTES -----				
A	M	P	TOTAL	%
VOTES= 122				
7	115	0	122	100.00%
(R) United States Senator VOTE FOR 1 RICHARD G. LUGAR				
VOTES= 0				
0	0	0	0	0.00%
(D) United States Senator VOTE FOR 1 NO CANDIDATE				
VOTES= 123				
7	96	0	103	83.74%
1	19	0	20	16.26%
(R) US Representative Dist 4 VOTE FOR 1 STEVE BUYER MIKE CAMPBELL				
VOTES= 21				
3	3	0	6	28.57%
0	6	0	6	28.57%
1	8	0	9	42.86%
(D) US Representative Dist 4 VOTE FOR 1 RICK CORNSTUBLE DARIN S. KINSER DAVID SANDERS				
VOTES= 124				
1	30	0	31	25.00%
5	41	0	46	37.10%
0	15	0	15	12.10%
2	30	0	32	25.81%
(R) State Senator District 23 VOTE FOR 1 PHILIP L. (PHIL) BOOTS JAMES R. DETAMORE SUSAN B. MCGRADY RICHARD (DICK) THOMPSON				
VOTES= 0				
0	0	0	0	0.00%
(D) State Senator District 23 VOTE FOR 1 NO CANDIDATE				
VOTES= 116				
8	108	0	116	100.00%
(R) State Representative District 38 VOTE FOR 1 JAMES (JIM) R. BUCK				
VOTES= 0				
0	0	0	0	0.00%
(D) State Representative District 38 VOTE FOR 1 NO CANDIDATE				
VOTES= 126				
8	118	0	126	100.00%
(R) Judge Circuit Court 45th Circuit VOTE FOR 1 LINLEY E. PEARSON				
VOTES= 0				
0	0	0	0	0.00%
(D) Judge Circuit Court 45th Circuit VOTE FOR 1 NO CANDIDATE				
VOTES= 109				
4	59	0	63	57.80%
3	43	0	46	42.20%
(R) Prosecuting Attorney 45th Circ VOTE FOR 1 ANTHONY J. SOMMER F. SCOTT STUARD				

5/2/2006

06:54:19

# Precinct Summary Report

EMS

Clinton County, Indiana  
 CLINTON COUNTY, IN - 2006 Primary Election  
 Election Date: 5/2/2006

## 01-PRECINCT 1

A- # OF Absentee Ballots 12  
 M- # OF Machine Ballots 149  
 P- # OF Provisional Ballots 0

PRECINCT STATUS: REPORTED

PUBLIC COUNT: 161

VOTER TURNOUT: 40.55%

----- VOTES -----				
A	M	P	TOTAL	%
VOTES= 26				
4	22	0	26	100.00%
(D) Prosecuting Attorney 45th Circ VOTE FOR 1 LOUIS D. EVANS				
VOTES= 113				
7	106	0	113	100.00%
(R) Clerk Of The Circuit Court VOTE FOR 1 LAURA HUFFER				
VOTES= 0				
0	0	0	0	0.00%
(D) Clerk Of The Circuit Court VOTE FOR 1 NO CANDIDATE				
VOTES= 107				
7	100	0	107	100.00%
(R) County Auditor VOTE FOR 1 JACQUELINE R. CLEMENTS				
VOTES= 0				
0	0	0	0	0.00%
(D) County Auditor VOTE FOR 1 NO CANDIDATE				
VOTES= 123				
7	116	0	123	100.00%
(R) County Sheriff VOTE FOR 1 MARK A. MITCHELL				
VOTES= 0				
0	0	0	0	0.00%
(D) County Sheriff VOTE FOR 1 NO CANDIDATE				
VOTES= 120				
4	44	0	48	40.00%
3	69	0	72	60.00%
(R) County Assessor VOTE FOR 1 KATIE FAUCETT DANA MYERS				
VOTES= 0				
0	0	0	0	0.00%
(D) County Assessor VOTE FOR 1 NO CANDIDATE				
VOTES= 123				
0	44	0	44	35.77%
8	71	0	79	64.23%
(R) County Commissioner District 3 VOTE FOR 1 MICHAEL W. CONNER WAYNE C. WILLIAMS				
VOTES= 0				
0	0	0	0	0.00%
(D) County Commissioner District 3 VOTE FOR 1 NO CANDIDATE				

5/2/2006

06:54:19

# Precinct Summary Report

EMS

Clinton County, Indiana  
CLINTON COUNTY, IN - 2006 Primary Election  
Election Date: 5/2/2006

## 01-PRECINCT 1

A- # OF Absentee Ballots 12  
M- # OF Machine Ballots 149  
P- # OF Provisional Ballots 0

PRECINCT STATUS: REPORTED

PUBLIC COUNT: 161  
VOTER TURNOUT: 40.55%

### -----VOTES-----

A	M	P	TOTAL	%	
VOTES= 109					(R) County Council District 1
VOTE FOR 1					
1	14	0	15	13.76%	DALE BAILEY
5	61	0	66	60.55%	DONALD R. (DICK) HOWARD
2	26	0	28	25.69%	RODNEY WANN
VOTES= 0					(D) County Council District 1
VOTE FOR 1					
0	0	0	0	0.00%	NO CANDIDATE
VOTES= 103					(R) Center Township Assessor
VOTE FOR 1					
7	96	0	103	100.00%	MARTHA MOUDY
VOTES= 0					(D) Center Township Assessor
VOTE FOR 1					
0	0	0	0	0.00%	NO CANDIDATE
VOTES= 105					(R) Center Township Trustee
VOTE FOR 1					
7	98	0	105	100.00%	VICKI I. ELLIOTT
VOTES= 0					(D) Center Township Trustee
VOTE FOR 1					
0	0	0	0	0.00%	NO CANDIDATE
VOTES= 260					(R) Center Township Board Member
VOTE FOR 3					
6	81	0	87	33.46%	MARGARET A. MARTIN
7	82	0	89	34.23%	JIM OSBON
6	78	0	84	32.31%	ROBERT M. STERLING
VOTES= 0					(D) Center Township Board Member
VOTE FOR 3					
0	0	0	0	0.00%	NO CANDIDATE

5/2/2006

07:46:27

# Precinct Summary Report

EMS

Clinton County, Indiana  
CLINTON COUNTY, IN - 2006 Primary Election

Election Date: 5/2/2006

## 02-PRECINCT 2

A- # OF Absentee Ballots 11  
M- # OF Machine Ballots 60  
P- # OF Provisional Ballots 0

PRECINCT STATUS: REPORTED

PUBLIC COUNT: 71

VOTER TURNOUT: 14.95%

### VOTES

A	M	P	TOTAL	%	
VOTES= 49					(R) United States Senator
7	42	0	49	100.00%	VOTE FOR 1 RICHARD G. LUGAR
VOTES= 0					(D) United States Senator
0	0	0	0	0.00%	VOTE FOR 1 NO CANDIDATE
VOTES= 56					(R) US Representative Dist 4
8	36	0	44	78.57%	VOTE FOR 1 STEVE BUYER
0	12	0	12	21.43%	MIKE CAMPBELL
VOTES= 12					(D) US Representative Dist 4
0	5	0	5	41.67%	VOTE FOR 1 RICK CORNSTUBLE
0	1	0	1	8.33%	DARIN S. KINSER
2	4	0	6	50.00%	DAVID SANDERS
VOTES= 58					(R) State Senator District 23
0	11	0	11	18.97%	VOTE FOR 1 PHILIP L. (PHIL) BOOTS
2	7	0	9	15.52%	JAMES R. DETAMORE
3	13	0	16	27.59%	SUSAN B. MCGRADY
4	18	0	22	37.93%	RICHARD (DICK) THOMPSON
VOTES= 0					(D) State Senator District 23
0	0	0	0	0.00%	VOTE FOR 1 NO CANDIDATE
VOTES= 50					(R) State Representative District 38
8	42	0	50	100.00%	VOTE FOR 1 JAMES (JIM) R. BUCK
VOTES= 0					(D) State Representative District 38
0	0	0	0	0.00%	VOTE FOR 1 NO CANDIDATE
VOTES= 51					(R) Judge Circuit Court 45th Circuit
6	45	0	51	100.00%	VOTE FOR 1 LINLEY E. PEARSON
VOTES= 0					(D) Judge Circuit Court 45th Circuit
0	0	0	0	0.00%	VOTE FOR 1 NO CANDIDATE
VOTES= 55					(R) Prosecuting Attorney 45th Circ
4	26	0	30	54.55%	VOTE FOR 1 ANTHONY J. SOMMER
4	21	0	25	45.45%	F. SCOTT STUARD

INCLIP06

# Precinct Summary Report

Clinton County, Indiana  
 CLINTON COUNTY, IN - 2006 Primary Election  
 Election Date: 5/2/2006

02-PRECINCT 2

A- # OF Absentee Ballots 11  
 M- # OF Machine Ballots 60  
 P- # OF Provisional Ballots 0

PRECINCT STATUS: REPORTED

PUBLIC COUNT: 71

VOTER TURNOUT: 14.95%

----- VOTES -----					
A	M	P	TOTAL	%	
VOTES= 11					
2	9	0	11	100.00%	(D) Prosecuting Attorney 45th Circ VOTE FOR 1 LOUIS D. EVANS
VOTES= 50					
7	43	0	50	100.00%	(R) Clerk Of The Circuit Court VOTE FOR 1 LAURA HUFFER
VOTES= 0					
0	0	0	0	0.00%	(D) Clerk Of The Circuit Court VOTE FOR 1 NO CANDIDATE
VOTES= 46					
6	40	0	46	100.00%	(R) County Auditor VOTE FOR 1 JACQUELINE R. CLEMENTS
VOTES= 0					
0	0	0	0	0.00%	(D) County Auditor VOTE FOR 1 NO CANDIDATE
VOTES= 49					
6	43	0	49	100.00%	(R) County Sheriff VOTE FOR 1 MARK A. MITCHELL
VOTES= 0					
0	0	0	0	0.00%	(D) County Sheriff VOTE FOR 1 NO CANDIDATE
VOTES= 55					
3	19	0	22	40.00%	(R) County Assessor VOTE FOR 1 KATIE FAUCETT DANA MYERS
5	28	0	33	60.00%	
VOTES= 0					
0	0	0	0	0.00%	(D) County Assessor VOTE FOR 1 NO CANDIDATE
VOTES= 56					
1	29	0	30	53.57%	(R) County Commissioner District 3 VOTE FOR 1 MICHAEL W. CONNER WAYNE C. WILLIAMS
7	19	0	26	46.43%	
VOTES= 0					
0	0	0	0	0.00%	(D) County Commissioner District 3 VOTE FOR 1 NO CANDIDATE

5/2/2006

07:46:27

# Precinct Summary Report

EMS

Clinton County, Indiana  
CLINTON COUNTY, IN - 2006 Primary Election  
Election Date: 5/2/2006

## 02-PRECINCT 2

A- # OF Absentee Ballots 11  
M- # OF Machine Ballots 60  
P- # OF Provisional Ballots 0

PRECINCT STATUS: REPORTED

PUBLIC COUNT: 71

VOTER TURNOUT: 14.95%

----- VOTES -----					
A	M	P	TOTAL	%	
VOTES= 56					(R) County Council District 1
					VOTE FOR 1
2	17	0	19	33.93%	DALE BAILEY
5	17	0	22	39.29%	DONALD R. (DICK) HOWARD
2	13	0	15	26.79%	RODNEY WANN
VOTES= 0					(D) County Council District 1
					VOTE FOR 1
0	0	0	0	0.00%	NO CANDIDATE
VOTES= 49					(R) Center Township Assessor
					VOTE FOR 1
6	43	0	49	100.00%	MARTHA MOUDY
VOTES= 0					(D) Center Township Assessor
					VOTE FOR 1
0	0	0	0	0.00%	NO CANDIDATE
VOTES= 49					(R) Center Township Trustee
					VOTE FOR 1
5	44	0	49	100.00%	VICKI I. ELLIOTT
VOTES= 0					(D) Center Township Trustee
					VOTE FOR 1
0	0	0	0	0.00%	NO CANDIDATE
VOTES= 96					(R) Center Township Board Member
					VOTE FOR 3
4	27	0	31	32.29%	MARGARET A. MARTIN
5	28	0	33	34.38%	JIM OSBON
6	26	0	32	33.33%	ROBERT M. STERLING
VOTES= 0					(D) Center Township Board Member
					VOTE FOR 3
0	0	0	0	0.00%	NO CANDIDATE

5/2/2006

07:46:33

## Precinct Summary Report

EMS

Clinton County, Indiana  
CLINTON COUNTY, IN - 2006 Primary Election

Election Date: 5/2/2006

## 03-PRECINCT 3

A- # OF Absentee Ballots 10  
M- # OF Machine Ballots 57  
P- # OF Provisional Ballots 0

PRECINCT STATUS: REPORTED

PUBLIC COUNT: 67

VOTER TURNOUT: 15.33%

## ----- VOTES -----

A	M	P	TOTAL	%	
VOTES= 41					(R) United States Senator
VOTE FOR 1					
6	35	0	41	100.00%	RICHARD G. LUGAR
VOTES= 0					(D) United States Senator
VOTE FOR 1					
0	0	0	0	0.00%	NO CANDIDATE
VOTES= 48					(R) US Representative Dist 4
VOTE FOR 1					
5	31	0	36	75.00%	STEVE BUYER
1	11	0	12	25.00%	MIKE CAMPBELL
VOTES= 13					(D) US Representative Dist 4
VOTE FOR 1					
3	3	0	6	46.15%	RICK CORNSTUBLE
0	1	0	1	7.69%	DARIN S. KINSER
0	6	0	6	46.15%	DAVID SANDERS
VOTES= 44					(R) State Senator District 23
VOTE FOR 1					
0	7	0	7	15.91%	PHILIP L. (PHIL) BOOTS
1	16	0	17	38.64%	JAMES R. DETAMORE
1	5	0	6	13.64%	SUSAN B. MCGRADY
3	11	0	14	31.82%	RICHARD (DICK) THOMPSON
VOTES= 0					(D) State Senator District 23
VOTE FOR 1					
0	0	0	0	0.00%	NO CANDIDATE
VOTES= 39					(R) State Representative District 38
VOTE FOR 1					
6	33	0	39	100.00%	JAMES (JIM) R. BUCK
VOTES= 0					(D) State Representative District 38
VOTE FOR 1					
0	0	0	0	0.00%	NO CANDIDATE
VOTES= 45					(R) Judge Circuit Court 45th Circuit
VOTE FOR 1					
6	39	0	45	100.00%	LINLEY E. PEARSON
VOTES= 0					(D) Judge Circuit Court 45th Circuit
VOTE FOR 1					
0	0	0	0	0.00%	NO CANDIDATE
VOTES= 48					(R) Prosecuting Attorney 45th Circ
VOTE FOR 1					
6	14	0	20	41.67%	ANTHONY J. SOMMER
0	28	0	28	58.33%	F. SCOTT STUARD

INCLIP06



# Precinct Summary Report

Clinton County, Indiana  
 CLINTON COUNTY, IN - 2006 Primary Election  
 Election Date: 5/2/2006

03-PRECINCT 3

A- # OF Absentee Ballots 10  
 M- # OF Machine Ballots 57  
 P- # OF Provisional Ballots 0  
 PRECINCT STATUS: REPORTED

PUBLIC COUNT: 67  
 VOTER TURNOUT: 15.33%

----- VOTES -----					
A	M	P	TOTAL	%	
VOTES= 16					
3	13	0	16	100.00%	(D) Prosecuting Attorney 45th Circ VOTE FOR 1 LOUIS D. EVANS
VOTES= 36					
5	31	0	36	100.00%	(R) Clerk Of The Circuit Court VOTE FOR 1 LAURA HUFFER
VOTES= 0					
0	0	0	0	0.00%	(D) Clerk Of The Circuit Court VOTE FOR 1 NO CANDIDATE
VOTES= 35					
6	29	0	35	100.00%	(R) County Auditor VOTE FOR 1 JACQUELINE R. CLEMENTS
VOTES= 0					
0	0	0	0	0.00%	(D) County Auditor VOTE FOR 1 NO CANDIDATE
VOTES= 44					
6	38	0	44	100.00%	(R) County Sheriff VOTE FOR 1 MARK A. MITCHELL
VOTES= 0					
0	0	0	0	0.00%	(D) County Sheriff VOTE FOR 1 NO CANDIDATE
VOTES= 45					
2	13	0	15	33.33%	(R) County Assessor VOTE FOR 1 KATIE FAUCETT DANA MYERS
4	26	0	30	66.67%	
VOTES= 0					
0	0	0	0	0.00%	(D) County Assessor VOTE FOR 1 NO CANDIDATE
VOTES= 48					
3	24	0	27	56.25%	(R) County Commissioner District 3 VOTE FOR 1 MICHAEL W. CONNER WAYNE C. WILLIAMS
3	18	0	21	43.75%	
VOTES= 0					
0	0	0	0	0.00%	(D) County Commissioner District 3 VOTE FOR 1 NO CANDIDATE

# Precinct Summary Report

Clinton County, Indiana  
 CLINTON COUNTY, IN - 2006 Primary Election  
 Election Date: 5/2/2006

03-PRECINCT 3

A- # OF Absentee Ballots 10  
 M- # OF Machine Ballots 57  
 P- # OF Provisional Ballots 0

PRECINCT STATUS: REPORTED

PUBLIC COUNT: 67

VOTER TURNOUT: 15.33%

----- VOTES -----

A	M	P	TOTAL	%	
VOTES= 47					(R) County Council District 1
VOTE FOR 1					
3	9	0	12	25.53%	DALE BAILEY
0	14	0	14	29.79%	DONALD R. (DICK) HOWARD
3	18	0	21	44.68%	RODNEY WANN
VOTES= 0					(D) County Council District 1
VOTE FOR 1					
0	0	0	0	0.00%	NO CANDIDATE
VOTES= 37					(R) Center Township Assessor
VOTE FOR 1					
6	31	0	37	100.00%	MARTHA MOUDY
VOTES= 0					(D) Center Township Assessor
VOTE FOR 1					
0	0	0	0	0.00%	NO CANDIDATE
VOTES= 42					(R) Center Township Trustee
VOTE FOR 1					
6	36	0	42	100.00%	VICKI I. ELLIOTT
VOTES= 0					(D) Center Township Trustee
VOTE FOR 1					
0	0	0	0	0.00%	NO CANDIDATE
VOTES= 86					(R) Center Township Board Member
VOTE FOR 3					
3	22	0	25	29.07%	MARGARET A. MARTIN
3	27	0	30	34.88%	JIM OSBON
6	25	0	31	36.05%	ROBERT M. STERLING
VOTES= 0					(D) Center Township Board Member
VOTE FOR 3					
0	0	0	0	0.00%	NO CANDIDATE

5/2/2006

07:46:58

# Precinct Summary Report

EMS

Clinton County, Indiana  
CLINTON COUNTY, IN - 2006 Primary Election

Election Date: 5/2/2006

## 04-PRECINCT 4

A- # OF Absentee Ballots 7  
M- # OF Machine Ballots 106  
P- # OF Provisional Ballots 0

PRECINCT STATUS: REPORTED

PUBLIC COUNT: 113

VOTER TURNOUT: 14.87%

### VOTES

A	M	P	TOTAL	%	
VOTES= 62					(R) United States Senator
0	62	0	62	100.00%	VOTE FOR 1 RICHARD G. LUGAR
VOTES= 0					(D) United States Senator
0	0	0	0	0.00%	VOTE FOR 1 NO CANDIDATE
VOTES= 63					(R) US Representative Dist 4
0	51	0	51	80.95%	VOTE FOR 1 STEVE BUYER
0	12	0	12	19.05%	MIKE CAMPBELL
VOTES= 34					(D) US Representative Dist 4
4	5	0	9	26.47%	VOTE FOR 1 RICK CORNSTUBLE
0	6	0	6	17.65%	DARIN S. KINSER
2	17	0	19	55.88%	DAVID SANDERS
VOTES= 73					(R) State Senator District 23
0	23	0	23	31.51%	VOTE FOR 1 PHILIP L. (PHIL) BOOTS
0	20	0	20	27.40%	JAMES R. DETAMORE
0	7	0	7	9.59%	SUSAN B. MCGRADY
0	23	0	23	31.51%	RICHARD (DICK) THOMPSON
VOTES= 0					(D) State Senator District 23
0	0	0	0	0.00%	VOTE FOR 1 NO CANDIDATE
VOTES= 64					(R) State Representative District 38
0	64	0	64	100.00%	VOTE FOR 1 JAMES (JIM) R. BUCK
VOTES= 0					(D) State Representative District 38
0	0	0	0	0.00%	VOTE FOR 1 NO CANDIDATE
VOTES= 67					(R) Judge Circuit Court 45th Circuit
0	67	0	67	100.00%	VOTE FOR 1 LINLEY E. PEARSON
VOTES= 0					(D) Judge Circuit Court 45th Circuit
0	0	0	0	0.00%	VOTE FOR 1 NO CANDIDATE
VOTES= 73					(R) Prosecuting Attorney 45th Circ
0	27	0	27	36.99%	VOTE FOR 1 ANTHONY J. SOMMER
0	46	0	46	63.01%	F. SCOTT STUARD

5/2/2006

07:46:58

# Precinct Summary Report

EMS

Clinton County, Indiana  
 CLINTON COUNTY, IN - 2006 Primary Election  
 Election Date: 5/2/2006

## 04-PRECINCT 4

A- # OF Absentee Ballots 7  
 M- # OF Machine Ballots 106  
 P- # OF Provisional Ballots 0

PRECINCT STATUS: REPORTED

PUBLIC COUNT: 113

VOTER TURNOUT: 14.87%

### ----- VOTES -----

A	M	P	TOTAL	%	
VOTES= 28					(D) Prosecuting Attorney 45th Circ
6	22	0	28	100.00%	VOTE FOR 1 LOUIS D. EVANS
VOTES= 62					(R) Clerk Of The Circuit Court
0	62	0	62	100.00%	VOTE FOR 1 LAURA HUFFER
VOTES= 0					(D) Clerk Of The Circuit Court
0	0	0	0	0.00%	VOTE FOR 1 NO CANDIDATE
VOTES= 59					(R) County Auditor
0	59	0	59	100.00%	VOTE FOR 1 JACQUELINE R. CLEMENTS
VOTES= 0					(D) County Auditor
0	0	0	0	0.00%	VOTE FOR 1 NO CANDIDATE
VOTES= 68					(R) County Sheriff
0	68	0	68	100.00%	VOTE FOR 1 MARK A. MITCHELL
VOTES= 0					(D) County Sheriff
0	0	0	0	0.00%	VOTE FOR 1 NO CANDIDATE
VOTES= 74					(R) County Assessor
0	25	0	25	33.78%	VOTE FOR 1 KATIE FAUCETT
0	49	0	49	66.22%	DANA MYERS
VOTES= 0					(D) County Assessor
0	0	0	0	0.00%	VOTE FOR 1 NO CANDIDATE
VOTES= 73					(R) County Commissioner District 3
0	46	0	46	63.01%	VOTE FOR 1 MICHAEL W. CONNER
0	27	0	27	36.99%	WAYNE C. WILLIAMS
VOTES= 0					(D) County Commissioner District 3
0	0	0	0	0.00%	VOTE FOR 1 NO CANDIDATE

5/2/2006

07:46:58

# Precinct Summary Report

EMS

Clinton County, Indiana  
CLINTON COUNTY, IN - 2006 Primary Election  
Election Date: 5/2/2006

## 04-PRECINCT 4

A- # OF Absentee Ballots 7  
M- # OF Machine Ballots 106  
P- # OF Provisional Ballots 0

PRECINCT STATUS: REPORTED

PUBLIC COUNT: 113

VOTER TURNOUT: 14.87%

----- VOTES -----					
A	M	P	TOTAL	%	
VOTES= 74					
					(R) County Council District 1
					VOTE FOR 1
0	35	0	35	47.30%	DALE BAILEY
0	21	0	21	28.38%	DONALD R. (DICK) HOWARD
0	18	0	18	24.32%	RODNEY WANN
VOTES= 0					
					(D) County Council District 1
					VOTE FOR 1
0	0	0	0	0.00%	NO CANDIDATE
VOTES= 62					
					(R) Center Township Assessor
					VOTE FOR 1
0	62	0	62	100.00%	MARTHA MOUDY
VOTES= 0					
					(D) Center Township Assessor
					VOTE FOR 1
0	0	0	0	0.00%	NO CANDIDATE
VOTES= 64					
					(R) Center Township Trustee
					VOTE FOR 1
0	64	0	64	100.00%	VICKI I. ELLIOTT
VOTES= 0					
					(D) Center Township Trustee
					VOTE FOR 1
0	0	0	0	0.00%	NO CANDIDATE
VOTES= 130					
					(R) Center Township Board Member
					VOTE FOR 3
0	39	0	39	30.00%	MARGARET A. MARTIN
0	46	0	46	35.38%	JIM OSBON
0	45	0	45	34.62%	ROBERT M. STERLING
VOTES= 0					
					(D) Center Township Board Member
					VOTE FOR 3
0	0	0	0	0.00%	NO CANDIDATE

5/2/2006

07:20:56

# Precinct Summary Report

EMS

Clinton County, Indiana  
 CLINTON COUNTY, IN - 2006 Primary Election  
 Election Date: 5/2/2006

## 05-PRECINCT 5

A- # OF Absentee Ballots 2  
 M- # OF Machine Ballots 63  
 P- # OF Provisional Ballots 0

PRECINCT STATUS: REPORTED

PUBLIC COUNT: 65

VOTER TURNOUT: 15.85%

----- VOTES -----					
A	M	P	TOTAL	%	
VOTES= 43					(R) United States Senator
2	41	0	43	100.00%	VOTE FOR 1 RICHARD G. LUGAR
VOTES= 0					(D) United States Senator
0	0	0	0	0.00%	VOTE FOR 1 NO CANDIDATE
VOTES= 50					(R) US Representative Dist 4
1	34	0	35	70.00%	VOTE FOR 1 STEVE BUYER
1	14	0	15	30.00%	MIKE CAMPBELL
VOTES= 6					(D) US Representative Dist 4
0	4	0	4	66.67%	VOTE FOR 1 RICK CORNSTUBLE
0	1	0	1	16.67%	DARIN S. KINSER
0	1	0	1	16.67%	DAVID SANDERS
VOTES= 51					(R) State Senator District 23
0	4	0	4	7.84%	VOTE FOR 1 PHILIP L. (PHIL) BOOTS
1	23	0	24	47.06%	JAMES R. DETAMORE
1	10	0	11	21.57%	SUSAN B. MCGRADY
0	12	0	12	23.53%	RICHARD (DICK) THOMPSON
VOTES= 0					(D) State Senator District 23
0	0	0	0	0.00%	VOTE FOR 1 NO CANDIDATE
VOTES= 48					(R) State Representative District 38
2	46	0	48	100.00%	VOTE FOR 1 JAMES (JIM) R. BUCK
VOTES= 0					(D) State Representative District 38
0	0	0	0	0.00%	VOTE FOR 1 NO CANDIDATE
VOTES= 51					(R) Judge Circuit Court 45th Circuit
2	49	0	51	100.00%	VOTE FOR 1 LINLEY E. PEARSON
VOTES= 0					(D) Judge Circuit Court 45th Circuit
0	0	0	0	0.00%	VOTE FOR 1 NO CANDIDATE
VOTES= 54					(R) Prosecuting Attorney 45th Circ
0	21	0	21	38.89%	VOTE FOR 1 ANTHONY J. SOMMER
2	31	0	33	61.11%	F. SCOTT STUARD

5/2/2006

07:20:56

# Precinct Summary Report

EMS

Clinton County, Indiana  
CLINTON COUNTY, IN - 2006 Primary Election  
Election Date: 5/2/2006

## 05-PRECINCT 5

A- # OF Absentee Ballots	2	PRECINCT STATUS: REPORTED
M- # OF Machine Ballots	63	
P- # OF Provisional Ballots	0	

PUBLIC COUNT: 65

VOTER TURNOUT: 15.85%

### ----- VOTES -----

A	M	P	TOTAL	%	
<b>VOTES= 8</b>					(D) Prosecuting Attorney 45th Circ
0	8	0	8	100.00%	VOTE FOR 1 LOUIS D. EVANS
<b>VOTES= 46</b>					(R) Clerk Of The Circuit Court
2	44	0	46	100.00%	VOTE FOR 1 LAURA HUFFER
<b>VOTES= 0</b>					(D) Clerk Of The Circuit Court
0	0	0	0	0.00%	VOTE FOR 1 NO CANDIDATE
<b>VOTES= 44</b>					(R) County Auditor
2	42	0	44	100.00%	VOTE FOR 1 JACQUELINE R. CLEMENTS
<b>VOTES= 0</b>					(D) County Auditor
0	0	0	0	0.00%	VOTE FOR 1 NO CANDIDATE
<b>VOTES= 47</b>					(R) County Sheriff
2	45	0	47	100.00%	VOTE FOR 1 MARK A. MITCHELL
<b>VOTES= 0</b>					(D) County Sheriff
0	0	0	0	0.00%	VOTE FOR 1 NO CANDIDATE
<b>VOTES= 54</b>					(R) County Assessor
0	23	0	23	42.59%	VOTE FOR 1 KATIE FAUCETT
2	29	0	31	57.41%	DANA MYERS
<b>VOTES= 0</b>					(D) County Assessor
0	0	0	0	0.00%	VOTE FOR 1 NO CANDIDATE
<b>VOTES= 54</b>					(R) County Commissioner District 3
1	28	0	29	53.70%	VOTE FOR 1 MICHAEL W. CONNER
1	24	0	25	46.30%	WAYNE C. WILLIAMS
<b>VOTES= 0</b>					(D) County Commissioner District 3
0	0	0	0	0.00%	VOTE FOR 1 NO CANDIDATE

5/2/2006

07:20:56

# Precinct Summary Report

EMS

Clinton County, Indiana  
 CLINTON COUNTY, IN - 2006 Primary Election  
 Election Date: 5/2/2006

## 05-PRECINCT 5

A- # OF Absentee Ballots 2      PRECINCT STATUS: REPORTED  
 M- # OF Machine Ballots 63  
 P- # OF Provisional Ballots 0

PUBLIC COUNT: 65

VOTER TURNOUT: 15.85%

### ----- VOTES -----

A	M	P	TOTAL	%	
VOTES= 52					(R) County Council District 1
VOTE FOR 1					
1	14	0	15	28.85%	DALE BAILEY
0	12	0	12	23.08%	DONALD R. (DICK) HOWARD
1	24	0	25	48.08%	RODNEY WANN
VOTES= 0					(D) County Council District 1
VOTE FOR 1					
0	0	0	0	0.00%	NO CANDIDATE
VOTES= 48					(R) Center Township Assessor
VOTE FOR 1					
2	46	0	48	100.00%	MARTHA MOUDY
VOTES= 0					(D) Center Township Assessor
VOTE FOR 1					
0	0	0	0	0.00%	NO CANDIDATE
VOTES= 50					(R) Center Township Trustee
VOTE FOR 1					
2	48	0	50	100.00%	VICKI I. ELLIOTT
VOTES= 0					(D) Center Township Trustee
VOTE FOR 1					
0	0	0	0	0.00%	NO CANDIDATE
VOTES= 83					(R) Center Township Board Member
VOTE FOR 3					
1	23	0	24	28.92%	MARGARET A. MARTIN
2	30	0	32	38.55%	JIM OSBON
1	26	0	27	32.53%	ROBERT M. STERLING
VOTES= 0					(D) Center Township Board Member
VOTE FOR 3					
0	0	0	0	0.00%	NO CANDIDATE



5/2/2006

06:54:46

# Precinct Summary Report

EMS

Clinton County, Indiana  
CLINTON COUNTY, IN - 2006 Primary Election

Election Date: 5/2/2006

## 06-PRECINCT 6

A- # OF Absentee Ballots 5  
M- # OF Machine Ballots 64  
P- # OF Provisional Ballots 0

PRECINCT STATUS: REPORTED

PUBLIC COUNT: 69

VOTER TURNOUT: 12.06%

### ----- VOTES -----

A	M	P	TOTAL	%	
VOTES= 30					(R) United States Senator
4	26	0	30	100.00%	VOTE FOR 1 RICHARD G. LUGAR
VOTES= 0					(D) United States Senator
0	0	0	0	0.00%	VOTE FOR 1 NO CANDIDATE
VOTES= 35					(R) US Representative Dist 4
3	21	0	24	68.57%	VOTE FOR 1 STEVE BUYER
1	10	0	11	31.43%	MIKE CAMPBELL
VOTES= 23					(D) US Representative Dist 4
0	6	0	6	26.09%	VOTE FOR 1 RICK CORNSTUBLE
0	1	0	1	4.35%	DARIN S. KINSER
1	15	0	16	69.57%	DAVID SANDERS
VOTES= 37					(R) State Senator District 23
0	5	0	5	13.51%	VOTE FOR 1 PHILIP L. (PHIL) BOOTS
0	8	0	8	21.62%	JAMES R. DETAMORE
2	9	0	11	29.73%	SUSAN B. MCGRADY
2	11	0	13	35.14%	RICHARD (DICK) THOMPSON
VOTES= 0					(D) State Senator District 23
0	0	0	0	0.00%	VOTE FOR 1 NO CANDIDATE
VOTES= 35					(R) State Representative District 38
4	31	0	35	100.00%	VOTE FOR 1 JAMES (JIM) R. BUCK
VOTES= 0					(D) State Representative District 38
0	0	0	0	0.00%	VOTE FOR 1 NO CANDIDATE
VOTES= 31					(R) Judge Circuit Court 45th Circuit
3	28	0	31	100.00%	VOTE FOR 1 LINLEY E. PEARSON
VOTES= 0					(D) Judge Circuit Court 45th Circuit
0	0	0	0	0.00%	VOTE FOR 1 NO CANDIDATE
VOTES= 43					(R) Prosecuting Attorney 45th Circ
1	16	0	17	39.53%	VOTE FOR 1 ANTHONY J. SOMMER
3	23	0	26	60.47%	F. SCOTT STUARD

INCLIP06

5/2/2006

06:54:46

# Precinct Summary Report

EMS

Clinton County, Indiana  
 CLINTON COUNTY, IN - 2006 Primary Election  
 Election Date: 5/2/2006

## 06-PRECINCT 6

A- # OF Absentee Ballots 5  
 M- # OF Machine Ballots 64  
 P- # OF Provisional Ballots 0

PRECINCT STATUS: REPORTED

PUBLIC COUNT: 69

VOTER TURNOUT: 12.06%

### ----- VOTES -----

A	M	P	TOTAL	%	
VOTES= 14					(D) Prosecuting Attorney 45th Circ
0	14	0	14	100.00%	VOTE FOR 1 LOUIS D. EVANS
VOTES= 32					(R) Clerk Of The Circuit Court
4	28	0	32	100.00%	VOTE FOR 1 LAURA HUFFER
VOTES= 0					(D) Clerk Of The Circuit Court
0	0	0	0	0.00%	VOTE FOR 1 NO CANDIDATE
VOTES= 28					(R) County Auditor
4	24	0	28	100.00%	VOTE FOR 1 JACQUELINE R. CLEMENTS
VOTES= 0					(D) County Auditor
0	0	0	0	0.00%	VOTE FOR 1 NO CANDIDATE
VOTES= 33					(R) County Sheriff
4	29	0	33	100.00%	VOTE FOR 1 MARK A. MITCHELL
VOTES= 0					(D) County Sheriff
0	0	0	0	0.00%	VOTE FOR 1 NO CANDIDATE
VOTES= 41					(R) County Assessor
2	17	0	19	46.34%	VOTE FOR 1 KATIE FAUCETT
2	20	0	22	53.66%	DANA MYERS
VOTES= 0					(D) County Assessor
0	0	0	0	0.00%	VOTE FOR 1 NO CANDIDATE
VOTES= 45					(R) County Commissioner District 3
4	27	0	31	68.89%	VOTE FOR 1 MICHAEL W. CONNER
0	14	0	14	31.11%	WAYNE C. WILLIAMS
VOTES= 0					(D) County Commissioner District 3
0	0	0	0	0.00%	VOTE FOR 1 NO CANDIDATE

5/2/2006

06:54:46

# Precinct Summary Report

EMS

Clinton County, Indiana  
CLINTON COUNTY, IN - 2006 Primary Election  
Election Date: 5/2/2006

## 06-PRECINCT 6

A- # OF Absentee Ballots 5  
M- # OF Machine Ballots 64  
P- # OF Provisional Ballots 0

PRECINCT STATUS: REPORTED

PUBLIC COUNT: 69

VOTER TURNOUT: 12.06%

### VOTES

A	M	P	TOTAL	%	
VOTES= 43					(R) County Council District 1
VOTE FOR 1					
1	19	0	20	46.51%	DALE BAILEY
1	8	0	9	20.93%	DONALD R. (DICK) HOWARD
2	12	0	14	32.56%	RODNEY WANN
VOTES= 0					(D) County Council District 1
VOTE FOR 1					
0	0	0	0	0.00%	NO CANDIDATE
VOTES= 31					(R) Center Township Assessor
VOTE FOR 1					
4	27	0	31	100.00%	MARTHA MOUDY
VOTES= 0					(D) Center Township Assessor
VOTE FOR 1					
0	0	0	0	0.00%	NO CANDIDATE
VOTES= 33					(R) Center Township Trustee
VOTE FOR 1					
4	29	0	33	100.00%	VICKI I. ELLIOTT
VOTES= 0					(D) Center Township Trustee
VOTE FOR 1					
0	0	0	0	0.00%	NO CANDIDATE
VOTES= 53					(R) Center Township Board Member
VOTE FOR 3					
1	14	0	15	28.30%	MARGARET A. MARTIN
2	16	0	18	33.96%	JIM OSBON
3	17	0	20	37.74%	ROBERT M. STERLING
VOTES= 0					(D) Center Township Board Member
VOTE FOR 3					
0	0	0	0	0.00%	NO CANDIDATE

5/2/2006

06:54:29

## Precinct Summary Report

EMS

Clinton County, Indiana  
 CLINTON COUNTY, IN - 2006 Primary Election  
 Election Date: 5/2/2006

## 07-PRECINCT 7

A- # OF Absentee Ballots 2  
 M- # OF Machine Ballots 35  
 P- # OF Provisional Ballots 0

PRECINCT STATUS: REPORTED

PUBLIC COUNT: 37

VOTER TURNOUT: 6.88%

## ----- VOTES -----

A	M	P	TOTAL	%	
VOTES= 21					(R) United States Senator
1	20	0	21	100.00%	VOTE FOR 1 RICHARD G. LUGAR
VOTES= 0					(D) United States Senator
0	0	0	0	0.00%	VOTE FOR 1 NO CANDIDATE
VOTES= 21					(R) US Representative Dist 4
1	13	0	14	66.67%	VOTE FOR 1 STEVE BUYER
0	7	0	7	33.33%	MIKE CAMPBELL
VOTES= 11					(D) US Representative Dist 4
0	0	0	0	0.00%	VOTE FOR 1 RICK CORNSTUBLE
0	2	0	2	18.18%	DARIN S. KINSER
0	9	0	9	81.82%	DAVID SANDERS
VOTES= 21					(R) State Senator District 23
0	3	0	3	14.29%	VOTE FOR 1 PHILIP L. (PHIL) BOOTS
0	9	0	9	42.86%	JAMES R. DETAMORE
1	3	0	4	19.05%	SUSAN B. MCGRADY
0	5	0	5	23.81%	RICHARD (DICK) THOMPSON
VOTES= 0					(D) State Senator District 23
0	0	0	0	0.00%	VOTE FOR 1 NO CANDIDATE
VOTES= 19					(R) State Representative District 38
1	18	0	19	100.00%	VOTE FOR 1 JAMES (JIM) R. BUCK
VOTES= 0					(D) State Representative District 38
0	0	0	0	0.00%	VOTE FOR 1 NO CANDIDATE
VOTES= 21					(R) Judge Circuit Court 45th Circuit
1	20	0	21	100.00%	VOTE FOR 1 LINLEY E. PEARSON
VOTES= 0					(D) Judge Circuit Court 45th Circuit
0	0	0	0	0.00%	VOTE FOR 1 NO CANDIDATE
VOTES= 22					(R) Prosecuting Attorney 45th Circ
0	9	0	9	40.91%	VOTE FOR 1 ANTHONY J. SOMMER
1	12	0	13	59.09%	F. SCOTT STUARD

5/2/2006

06:54:29

# Precinct Summary Report

EMS

Clinton County, Indiana  
CLINTON COUNTY, IN - 2006 Primary Election

Election Date: 5/2/2006

## 07-PRECINCT 7

A- # OF Absentee Ballots 2  
M- # OF Machine Ballots 35  
P- # OF Provisional Ballots 0

PRECINCT STATUS: REPORTED

PUBLIC COUNT: 37

VOTER TURNOUT: 6.88%

### ----- VOTES -----

A	M	P	TOTAL	%	
VOTES= 8					(D) Prosecuting Attorney 45th Circ
1	7	0	8	100.00%	VOTE FOR 1 LOUIS D. EVANS
VOTES= 20					(R) Clerk Of The Circuit Court
1	19	0	20	100.00%	VOTE FOR 1 LAURA HUFFER
VOTES= 0					(D) Clerk Of The Circuit Court
0	0	0	0	0.00%	VOTE FOR 1 NO CANDIDATE
VOTES= 20					(R) County Auditor
1	19	0	20	100.00%	VOTE FOR 1 JACQUELINE R. CLEMENTS
VOTES= 0					(D) County Auditor
0	0	0	0	0.00%	VOTE FOR 1 NO CANDIDATE
VOTES= 22					(R) County Sheriff
1	21	0	22	100.00%	VOTE FOR 1 MARK A. MITCHELL
VOTES= 0					(D) County Sheriff
0	0	0	0	0.00%	VOTE FOR 1 NO CANDIDATE
VOTES= 22					(R) County Assessor
0	11	0	11	50.00%	VOTE FOR 1 KATIE FAUCETT
0	11	0	11	50.00%	DANA MYERS
VOTES= 0					(D) County Assessor
0	0	0	0	0.00%	VOTE FOR 1 NO CANDIDATE
VOTES= 23					(R) County Commissioner District 3
1	15	0	16	69.57%	VOTE FOR 1 MICHAEL W. CONNER
0	7	0	7	30.43%	WAYNE C. WILLIAMS
VOTES= 0					(D) County Commissioner District 3
0	0	0	0	0.00%	VOTE FOR 1 NO CANDIDATE
VOTES= 21					(R) County Council District 2
1	20	0	21	100.00%	VOTE FOR 1 C. STEVEN FREY

5/2/2006

06:54:29

# Precinct Summary Report

EMS

Clinton County, Indiana  
CLINTON COUNTY, IN - 2006 Primary Election  
Election Date: 5/2/2006

## 07-PRECINCT 7

A- # OF Absentee Ballots 2  
M- # OF Machine Ballots 35  
P- # OF Provisional Ballots 0

PRECINCT STATUS: REPORTED

PUBLIC COUNT: 37

VOTER TURNOUT: 6.88%

----- VOTES -----				
A	M	P	TOTAL	%
VOTES= 0				
0	0	0	0	0.00%
(D) County Council District 2 VOTE FOR 1 NO CANDIDATE				
VOTES= 20				
1	19	0	20	100.00%
(R) Center Township Assessor VOTE FOR 1 MARTHA MOUDY				
VOTES= 0				
0	0	0	0	0.00%
(D) Center Township Assessor VOTE FOR 1 NO CANDIDATE				
VOTES= 22				
1	21	0	22	100.00%
(R) Center Township Trustee VOTE FOR 1 VICKI I. ELLIOTT				
VOTES= 0				
0	0	0	0	0.00%
(D) Center Township Trustee VOTE FOR 1 NO CANDIDATE				
VOTES= 46				
0	15	0	15	32.61%
1	15	0	16	34.78%
0	15	0	15	32.61%
(R) Center Township Board Member VOTE FOR 3 MARGARET A. MARTIN JIM OSBON ROBERT M. STERLING				
VOTES= 0				
0	0	0	0	0.00%
(D) Center Township Board Member VOTE FOR 3 NO CANDIDATE				

5/2/2006

07:21:04

# Precinct Summary Report

EMS

Clinton County, Indiana  
 CLINTON COUNTY, IN - 2006 Primary Election  
 Election Date: 5/2/2006

## 08-PRECINCT 8

A- # OF Absentee Ballots 4  
 M- # OF Machine Ballots 93  
 P- # OF Provisional Ballots 0

PRECINCT STATUS: REPORTED

PUBLIC COUNT: 97

VOTER TURNOUT: 15.40%

### ----- VOTES -----

A	M	P	TOTAL	%	
VOTES= 69					(R) United States Senator
2	67	0	69	100.00%	VOTE FOR 1 RICHARD G. LUGAR
VOTES= 0					(D) United States Senator
0	0	0	0	0.00%	VOTE FOR 1 NO CANDIDATE
VOTES= 71					(R) US Representative Dist 4
2	56	0	58	81.69%	VOTE FOR 1 STEVE BUYER
0	13	0	13	18.31%	MIKE CAMPBELL
VOTES= 16					(D) US Representative Dist 4
0	3	0	3	18.75%	VOTE FOR 1 RICK CORNSTUBLE
0	5	0	5	31.25%	DARIN S. KINSER
1	7	0	8	50.00%	DAVID SANDERS
VOTES= 75					(R) State Senator District 23
1	18	0	19	25.33%	VOTE FOR 1 PHILIP L. (PHIL) BOOTS
0	30	0	30	40.00%	JAMES R. DETAMORE
1	3	0	4	5.33%	SUSAN B. MCGRADY
0	22	0	22	29.33%	RICHARD (DICK) THOMPSON
VOTES= 0					(D) State Senator District 23
0	0	0	0	0.00%	VOTE FOR 1 NO CANDIDATE
VOTES= 66					(R) State Representative District 38
2	64	0	66	100.00%	VOTE FOR 1 JAMES (JIM) R. BUCK
VOTES= 0					(D) State Representative District 38
0	0	0	0	0.00%	VOTE FOR 1 NO CANDIDATE
VOTES= 73					(R) Judge Circuit Court 45th Circuit
2	71	0	73	100.00%	VOTE FOR 1 LINLEY E. PEARSON
VOTES= 0					(D) Judge Circuit Court 45th Circuit
0	0	0	0	0.00%	VOTE FOR 1 NO CANDIDATE
VOTES= 76					(R) Prosecuting Attorney 45th Circ
1	26	0	27	35.53%	VOTE FOR 1 ANTHONY J. SOMMER
2	47	0	49	64.47%	F. SCOTT STUARD

5/2/2006

07:21:04

# Precinct Summary Report

EMS

Clinton County, Indiana  
 CLINTON COUNTY, IN - 2006 Primary Election  
 Election Date: 5/2/2006

## 08-PRECINCT 8

A- # OF Absentee Ballots 4  
 M- # OF Machine Ballots 93  
 P- # OF Provisional Ballots 0

PRECINCT STATUS: REPORTED

PUBLIC COUNT: 97

VOTER TURNOUT: 15.40%

----- VOTES -----					
A	M	P	TOTAL	%	
VOTES= 11					
1	10	0	11	100.00%	(D) Prosecuting Attorney 45th Circ VOTE FOR 1 LOUIS D. EVANS
VOTES= 68					
3	65	0	68	100.00%	(R) Clerk Of The Circuit Court VOTE FOR 1 LAURA HUFFER
VOTES= 0					
0	0	0	0	0.00%	(D) Clerk Of The Circuit Court VOTE FOR 1 NO CANDIDATE
VOTES= 64					
1	63	0	64	100.00%	(R) County Auditor VOTE FOR 1 JACQUELINE R. CLEMENTS
VOTES= 0					
0	0	0	0	0.00%	(D) County Auditor VOTE FOR 1 NO CANDIDATE
VOTES= 69					
1	68	0	69	100.00%	(R) County Sheriff VOTE FOR 1 MARK A. MITCHELL
VOTES= 0					
0	0	0	0	0.00%	(D) County Sheriff VOTE FOR 1 NO CANDIDATE
VOTES= 77					
2	31	0	33	42.86%	(R) County Assessor VOTE FOR 1 KATIE FAUCETT DANA MYERS
1	43	0	44	57.14%	
VOTES= 0					
0	0	0	0	0.00%	(D) County Assessor VOTE FOR 1 NO CANDIDATE
VOTES= 76					
1	43	0	44	57.89%	(R) County Commissioner District 3 VOTE FOR 1 MICHAEL W. CONNER WAYNE C. WILLIAMS
2	30	0	32	42.11%	
VOTES= 0					
0	0	0	0	0.00%	(D) County Commissioner District 3 VOTE FOR 1 NO CANDIDATE
VOTES= 63					
0	63	0	63	100.00%	(R) County Council District 2 VOTE FOR 1 C. STEVEN FREY



5/2/2006

07:21:04

# Precinct Summary Report

EMS

Clinton County, Indiana  
CLINTON COUNTY, IN - 2006 Primary Election  
Election Date: 5/2/2006

## 08-PRECINCT 8

A- # OF Absentee Ballots 4  
M- # OF Machine Ballots 93  
P- # OF Provisional Ballots 0

PRECINCT STATUS: REPORTED

PUBLIC COUNT: 97

VOTER TURNOUT: 15.40%

----- VOTES -----					
A	M	P	TOTAL	%	
VOTES= 0					(D) County Council District 2
0	0	0	0	0.00%	VOTE FOR 1 NO CANDIDATE
VOTES= 72					(R) Center Township Assessor
3	69	0	72	100.00%	VOTE FOR 1 MARTHA MOUDY
VOTES= 0					(D) Center Township Assessor
0	0	0	0	0.00%	VOTE FOR 1 NO CANDIDATE
VOTES= 66					(R) Center Township Trustee
3	63	0	66	100.00%	VOTE FOR 1 VICKI I. ELLIOTT
VOTES= 0					(D) Center Township Trustee
0	0	0	0	0.00%	VOTE FOR 1 NO CANDIDATE
VOTES= 148					(R) Center Township Board Member
3	46	0	49	33.11%	VOTE FOR 3 MARGARET A. MARTIN
2	48	0	50	33.78%	JIM OSBON
1	48	0	49	33.11%	ROBERT M. STERLING
VOTES= 0					(D) Center Township Board Member
0	0	0	0	0.00%	VOTE FOR 3 NO CANDIDATE

5/2/2006

06:54:36

## Precinct Summary Report

EMS

Clinton County, Indiana  
 CLINTON COUNTY, IN - 2006 Primary Election  
 Election Date: 5/2/2006

## 09-PRECINCT 9

A- # OF Absentee Ballots 1  
 M- # OF Machine Ballots 61  
 P- # OF Provisional Ballots 0

PRECINCT STATUS: REPORTED

PUBLIC COUNT: 62

VOTER TURNOUT: 11.03%

## ----- VOTES -----

A	M	P	TOTAL	%	
VOTES= 43					(R) United States Senator
1	42	0	43	100.00%	VOTE FOR 1 RICHARD G. LUGAR
VOTES= 0					(D) United States Senator
0	0	0	0	0.00%	VOTE FOR 1 NO CANDIDATE
VOTES= 44					(R) US Representative Dist 4
1	37	0	38	86.36%	VOTE FOR 1 STEVE BUYER
0	6	0	6	13.64%	MIKE CAMPBELL
VOTES= 10					(D) US Representative Dist 4
0	0	0	0	0.00%	VOTE FOR 1 RICK CORNSTUBLE
0	2	0	2	20.00%	DARIN S. KINSER
0	8	0	8	80.00%	DAVID SANDERS
VOTES= 44					(R) State Senator District 23
0	6	0	6	13.64%	VOTE FOR 1 PHILIP L. (PHIL) BOOTS
0	22	0	22	50.00%	JAMES R. DETAMORE
0	1	0	1	2.27%	SUSAN B. MCGRADY
1	14	0	15	34.09%	RICHARD (DICK) THOMPSON
VOTES= 0					(D) State Senator District 23
0	0	0	0	0.00%	VOTE FOR 1 NO CANDIDATE
VOTES= 43					(R) State Representative District 38
1	42	0	43	100.00%	VOTE FOR 1 JAMES (JIM) R. BUCK
VOTES= 0					(D) State Representative District 38
0	0	0	0	0.00%	VOTE FOR 1 NO CANDIDATE
VOTES= 45					(R) Judge Circuit Court 45th Circuit
1	44	0	45	100.00%	VOTE FOR 1 LINLEY E. PEARSON
VOTES= 0					(D) Judge Circuit Court 45th Circuit
0	0	0	0	0.00%	VOTE FOR 1 NO CANDIDATE
VOTES= 50					(R) Prosecuting Attorney 45th Circ
1	21	0	22	44.00%	VOTE FOR 1 ANTHONY J. SOMMER
0	28	0	28	56.00%	F. SCOTT STUARD

# Precinct Summary Report

Clinton County, Indiana  
 CLINTON COUNTY, IN - 2006 Primary Election

Election Date: 5/2/2006

09-PRECINCT 9

A- # OF Absentee Ballots 1  
 M- # OF Machine Ballots 61  
 P- # OF Provisional Ballots 0  
 PRECINCT STATUS: REPORTED

PUBLIC COUNT: 62  
 VOTER TURNOUT: 11.03%

----- VOTES -----					
A	M	P	TOTAL	%	
VOTES= 6					
0	6	0	6	100.00%	(D) Prosecuting Attorney 45th Circ VOTE FOR 1 LOUIS D. EVANS
VOTES= 40					
1	39	0	40	100.00%	(R) Clerk Of The Circuit Court VOTE FOR 1 LAURA HUFFER
VOTES= 0					
0	0	0	0	0.00%	(D) Clerk Of The Circuit Court VOTE FOR 1 NO CANDIDATE
VOTES= 37					
1	36	0	37	100.00%	(R) County Auditor VOTE FOR 1 JACQUELINE R. CLEMENTS
VOTES= 0					
0	0	0	0	0.00%	(D) County Auditor VOTE FOR 1 NO CANDIDATE
VOTES= 42					
1	41	0	42	100.00%	(R) County Sheriff VOTE FOR 1 MARK A. MITCHELL
VOTES= 0					
0	0	0	0	0.00%	(D) County Sheriff VOTE FOR 1 NO CANDIDATE
VOTES= 48					
1	20	0	21	43.75%	(R) County Assessor VOTE FOR 1 KATIE FAUCETT
0	27	0	27	56.25%	DANA MYERS
VOTES= 0					
0	0	0	0	0.00%	(D) County Assessor VOTE FOR 1 NO CANDIDATE
VOTES= 48					
0	30	0	30	62.50%	(R) County Commissioner District 3 VOTE FOR 1 MICHAEL W. CONNER
1	17	0	18	37.50%	WAYNE C. WILLIAMS
VOTES= 0					
0	0	0	0	0.00%	(D) County Commissioner District 3 VOTE FOR 1 NO CANDIDATE
VOTES= 39					
1	38	0	39	100.00%	(R) County Council District 2 VOTE FOR 1 C. STEVEN FREY

5/2/2006

06:54:36

# Precinct Summary Report

EMS

Clinton County, Indiana  
CLINTON COUNTY, IN - 2006 Primary Election  
Election Date: 5/2/2006

## 09-PRECINCT 9

A- # OF Absentee Ballots	1	PRECINCT STATUS: REPORTED
M- # OF Machine Ballots	61	
P- # OF Provisional Ballots	0	

PUBLIC COUNT: 62

VOTER TURNOUT: 11.03%

----- VOTES -----				
A	M	P	TOTAL	%
VOTES= 0				
0	0	0	0	0.00%
(D) County Council District 2 VOTE FOR 1 NO CANDIDATE				
VOTES= 39				
1	38	0	39	100.00%
(R) Center Township Assessor VOTE FOR 1 MARTHA MOUDY				
VOTES= 0				
0	0	0	0	0.00%
(D) Center Township Assessor VOTE FOR 1 NO CANDIDATE				
VOTES= 41				
1	40	0	41	100.00%
(R) Center Township Trustee VOTE FOR 1 VICKI L. ELLIOTT				
VOTES= 0				
0	0	0	0	0.00%
(D) Center Township Trustee VOTE FOR 1 NO CANDIDATE				
VOTES= 95				
1	31	0	32	33.68%
1	32	0	33	34.74%
1	29	0	30	31.58%
(R) Center Township Board Member VOTE FOR 3 MARGARET A. MARTIN JIM OSBON ROBERT M. STERLING				
VOTES= 0				
0	0	0	0	0.00%
(D) Center Township Board Member VOTE FOR 3 NO CANDIDATE				

5/2/2006

06:54:41

# Precinct Summary Report

EMS

Clinton County, Indiana  
 CLINTON COUNTY, IN - 2006 Primary Election  
 Election Date: 5/2/2006

## 10-PRECINCT 10

A- # OF Absentee Ballots 0  
 M- # OF Machine Ballots 16  
 P- # OF Provisional Ballots 0

PRECINCT STATUS: REPORTED

PUBLIC COUNT: 16

VOTER TURNOUT: 7.21%

-----VOTES-----					
A	M	P	TOTAL	%	
VOTES= 11					
0	11	0	11	100.00%	(R) United States Senator VOTE FOR 1 RICHARD G. LUGAR
VOTES= 0					
0	0	0	0	0.00%	(D) United States Senator VOTE FOR 1 NO CANDIDATE
VOTES= 13					
0	9	0	9	69.23%	(R) US Representative Dist 4 VOTE FOR 1 STEVE BUYER
0	4	0	4	30.77%	MIKE CAMPBELL
VOTES= 2					
0	0	0	0	0.00%	(D) US Representative Dist 4 VOTE FOR 1 RICK CORNSTUBLE
0	0	0	0	0.00%	DARIN S. KINSER
0	2	0	2	100.00%	DAVID SANDERS
VOTES= 14					
0	1	0	1	7.14%	(R) State Senator District 23 VOTE FOR 1 PHILIP L. (PHIL) BOOTS
0	5	0	5	35.71%	JAMES R. DETAMORE
0	2	0	2	14.29%	SUSAN B. MCGRADY
0	6	0	6	42.86%	RICHARD (DICK) THOMPSON
VOTES= 0					
0	0	0	0	0.00%	(D) State Senator District 23 VOTE FOR 1 NO CANDIDATE
VOTES= 11					
0	11	0	11	100.00%	(R) State Representative District 38 VOTE FOR 1 JAMES (JIM) R. BUCK
VOTES= 0					
0	0	0	0	0.00%	(D) State Representative District 38 VOTE FOR 1 NO CANDIDATE
VOTES= 12					
0	12	0	12	100.00%	(R) Judge Circuit Court 45th Circuit VOTE FOR 1 LINLEY E. PEARSON
VOTES= 0					
0	0	0	0	0.00%	(D) Judge Circuit Court 45th Circuit VOTE FOR 1 NO CANDIDATE
VOTES= 12					
0	10	0	10	83.33%	(R) Prosecuting Attorney 45th Circ VOTE FOR 1 ANTHONY J. SOMMER
0	2	0	2	16.67%	F. SCOTT STUARD

5/2/2006

06:54:41

# Precinct Summary Report

EMS

Clinton County, Indiana  
CLINTON COUNTY, IN - 2006 Primary Election  
Election Date: 5/2/2006

## 10-PRECINCT 10

A- # OF Absentee Ballots 0  
M- # OF Machine Ballots 16  
P- # OF Provisional Ballots 0

PRECINCT STATUS: REPORTED

PUBLIC COUNT: 16

VOTER TURNOUT: 7.21%

### VOTES

A	M	P	TOTAL	%	
VOTES= 2					(D) Prosecuting Attorney 45th Circ
0	2	0	2	100.00%	VOTE FOR 1 LOUIS D. EVANS
VOTES= 10					(R) Clerk Of The Circuit Court
0	10	0	10	100.00%	VOTE FOR 1 LAURA HUFFER
VOTES= 0					(D) Clerk Of The Circuit Court
0	0	0	0	0.00%	VOTE FOR 1 NO CANDIDATE
VOTES= 9					(R) County Auditor
0	9	0	9	100.00%	VOTE FOR 1 JACQUELINE R. CLEMENTS
VOTES= 0					(D) County Auditor
0	0	0	0	0.00%	VOTE FOR 1 NO CANDIDATE
VOTES= 11					(R) County Sheriff
0	11	0	11	100.00%	VOTE FOR 1 MARK A. MITCHELL
VOTES= 0					(D) County Sheriff
0	0	0	0	0.00%	VOTE FOR 1 NO CANDIDATE
VOTES= 12					(R) County Assessor
0	6	0	6	50.00%	VOTE FOR 1 KATIE FAUCETT
0	6	0	6	50.00%	DANA MYERS
VOTES= 0					(D) County Assessor
0	0	0	0	0.00%	VOTE FOR 1 NO CANDIDATE
VOTES= 14					(R) County Commissioner District 3
0	9	0	9	64.29%	VOTE FOR 1 MICHAEL W. CONNER
0	5	0	5	35.71%	WAYNE C. WILLIAMS
VOTES= 0					(D) County Commissioner District 3
0	0	0	0	0.00%	VOTE FOR 1 NO CANDIDATE
VOTES= 10					(R) County Council District 2
0	10	0	10	100.00%	VOTE FOR 1 C. STEVEN FREY

# Precinct Summary Report

Clinton County, Indiana  
 CLINTON COUNTY, IN - 2006 Primary Election  
 Election Date: 5/2/2006

## 10-PRECINCT 10

A- # OF Absentee Ballots 0  
 M- # OF Machine Ballots 16  
 P- # OF Provisional Ballots 0  
 PRECINCT STATUS: REPORTED

PUBLIC COUNT: 16

VOTER TURNOUT: 7.21%

----- VOTES -----				
A	M	P	TOTAL	%
VOTES= 0				
0	0	0	0	0.00%
(D) County Council District 2 VOTE FOR 1 NO CANDIDATE				
VOTES= 13				
0	13	0	13	100.00%
(R) Center Township Assessor VOTE FOR 1 MARTHA MOUDY				
VOTES= 0				
0	0	0	0	0.00%
(D) Center Township Assessor VOTE FOR 1 NO CANDIDATE				
VOTES= 12				
0	12	0	12	100.00%
(R) Center Township Trustee VOTE FOR 1 VICKI I. ELLIOTT				
VOTES= 0				
0	0	0	0	0.00%
(D) Center Township Trustee VOTE FOR 1 NO CANDIDATE				
VOTES= 19				
0	3	0	3	15.79%
0	10	0	10	52.63%
0	6	0	6	31.58%
(R) Center Township Board Member VOTE FOR 3 MARGARET A. MARTIN JIM OSBON ROBERT M. STERLING				
VOTES= 0				
0	0	0	0	0.00%
(D) Center Township Board Member VOTE FOR 3 NO CANDIDATE				

5/2/2006

07:21:09

# Precinct Summary Report

EMS

Clinton County, Indiana  
CLINTON COUNTY, IN - 2006 Primary Election

Election Date: 5/2/2006

## 11-PRECINCT 11

A- # OF Absentee Ballots 4  
M- # OF Machine Ballots 50  
P- # OF Provisional Ballots 0

PRECINCT STATUS: REPORTED

PUBLIC COUNT: 54

VOTER TURNOUT: 14.92%

----- VOTES -----					
A	M	P	TOTAL	%	
VOTES= 32					
3	29	0	32	100.00%	(R) United States Senator VOTE FOR 1 RICHARD G. LUGAR
VOTES= 0					
0	0	0	0	0.00%	(D) United States Senator VOTE FOR 1 NO CANDIDATE
VOTES= 41					
3	23	0	26	63.41%	(R) US Representative Dist 4 VOTE FOR 1 STEVE BUYER
0	15	0	15	36.59%	MIKE CAMPBELL
VOTES= 8					
0	1	0	1	12.50%	(D) US Representative Dist 4 VOTE FOR 1 RICK CORNSTUBLE
0	3	0	3	37.50%	DARIN S. KINSER
0	4	0	4	50.00%	DAVID SANDERS
VOTES= 41					
0	6	0	6	14.63%	(R) State Senator District 23 VOTE FOR 1 PHILIP L. (PHIL) BOOTS
2	16	0	18	43.90%	JAMES R. DETAMORE
0	6	0	6	14.63%	SUSAN B. MCGRADY
1	10	0	11	26.83%	RICHARD (DICK) THOMPSON
VOTES= 0					
0	0	0	0	0.00%	(D) State Senator District 23 VOTE FOR 1 NO CANDIDATE
VOTES= 34					
2	32	0	34	100.00%	(R) State Representative District 38 VOTE FOR 1 JAMES (JIM) R. BUCK
VOTES= 0					
0	0	0	0	0.00%	(D) State Representative District 38 VOTE FOR 1 NO CANDIDATE
VOTES= 37					
3	34	0	37	100.00%	(R) Judge Circuit Court 45th Circuit VOTE FOR 1 LINLEY E. PEARSON
VOTES= 0					
0	0	0	0	0.00%	(D) Judge Circuit Court 45th Circuit VOTE FOR 1 NO CANDIDATE
VOTES= 41					
2	21	0	23	56.10%	(R) Prosecuting Attorney 45th Circ VOTE FOR 1 ANTHONY J. SOMMER
1	17	0	18	43.90%	F. SCOTT STUARD

INCLIP06

-1-



5/2/2006

07:21:09

# Precinct Summary Report

EMS

Clinton County, Indiana  
 CLINTON COUNTY, IN - 2006 Primary Election  
 Election Date: 5/2/2006

## 11-PRECINCT 11

A- # OF Absentee Ballots 4  
 M- # OF Machine Ballots 50  
 P- # OF Provisional Ballots 0

PRECINCT STATUS: REPORTED

PUBLIC COUNT: 54

VOTER TURNOUT: 14.92%

----- VOTES -----				
A	M	P	TOTAL	%
VOTES= 7				
1	6	0	7	100.00%
(D) Prosecuting Attorney 45th Circ VOTE FOR 1 LOUIS D. EVANS				
VOTES= 34				
3	31	0	34	100.00%
(R) Clerk Of The Circuit Court VOTE FOR 1 LAURA HUFFER				
VOTES= 0				
0	0	0	0	0.00%
(D) Clerk Of The Circuit Court VOTE FOR 1 NO CANDIDATE				
VOTES= 33				
3	30	0	33	100.00%
(R) County Auditor VOTE FOR 1 JACQUELINE R. CLEMENTS				
VOTES= 0				
0	0	0	0	0.00%
(D) County Auditor VOTE FOR 1 NO CANDIDATE				
VOTES= 34				
2	32	0	34	100.00%
(R) County Sheriff VOTE FOR 1 MARK A. MITCHELL				
VOTES= 0				
0	0	0	0	0.00%
(D) County Sheriff VOTE FOR 1 NO CANDIDATE				
VOTES= 42				
2	21	0	23	54.76%
1	18	0	19	45.24%
(R) County Assessor VOTE FOR 1 KATIE FAUCETT DANA MYERS				
VOTES= 0				
0	0	0	0	0.00%
(D) County Assessor VOTE FOR 1 NO CANDIDATE				
VOTES= 40				
2	21	0	23	57.50%
1	16	0	17	42.50%
(R) County Commissioner District 3 VOTE FOR 1 MICHAEL W. CONNER WAYNE C. WILLIAMS				
VOTES= 0				
0	0	0	0	0.00%
(D) County Commissioner District 3 VOTE FOR 1 NO CANDIDATE				
VOTES= 35				
2	33	0	35	100.00%
(R) County Council District 2 VOTE FOR 1 C. STEVEN FREY				

5/2/2006

07:21:09

# Precinct Summary Report

EMS

Clinton County, Indiana  
 CLINTON COUNTY, IN - 2006 Primary Election  
 Election Date: 5/2/2006

11-PRECINCT 11

A- # OF Absentee Ballots 4  
 M- # OF Machine Ballots 50  
 P- # OF Provisional Ballots 0

PRECINCT STATUS: REPORTED

PUBLIC COUNT: 54

VOTER TURNOUT: 14.92%

----- VOTES -----				
A	M	P	TOTAL	%
VOTES= 0				
0	0	0	0	0.00%
(D) County Council District 2 VOTE FOR 1 NO CANDIDATE				
VOTES= 36				
3	33	0	36	100.00%
(R) Center Township Assessor VOTE FOR 1 MARTHA MOUDY				
VOTES= 0				
0	0	0	0	0.00%
(D) Center Township Assessor VOTE FOR 1 NO CANDIDATE				
VOTES= 35				
3	32	0	35	100.00%
(R) Center Township Trustee VOTE FOR 1 VICKI I. ELLIOTT				
VOTES= 0				
0	0	0	0	0.00%
(D) Center Township Trustee VOTE FOR 1 NO CANDIDATE				
VOTES= 73				
3	15	0	18	24.66%
3	23	0	26	35.62%
3	26	0	29	39.73%
(R) Center Township Board Member VOTE FOR 3 MARGARET A. MARTIN JIM OSBON ROBERT M. STERLING				
VOTES= 0				
0	0	0	0	0.00%
(D) Center Township Board Member VOTE FOR 3 NO CANDIDATE				

5/2/2006

07:21:15

# Precinct Summary Report

EMS

Clinton County, Indiana  
 CLINTON COUNTY, IN - 2006 Primary Election  
 Election Date: 5/2/2006

## 12-PRECINCT 12

A- # OF Absentee Ballots 16  
 M- # OF Machine Ballots 118  
 P- # OF Provisional Ballots 0  
 PRECINCT STATUS: REPORTED

PUBLIC COUNT: 134

VOTER TURNOUT: 22.95%

----- VOTES -----					
A	M	P	TOTAL	%	
VOTES= 89					
10	79	0	89	100.00%	(R) United States Senator VOTE FOR 1 RICHARD G. LUGAR
VOTES= 0					
0	0	0	0	0.00%	(D) United States Senator VOTE FOR 1 NO CANDIDATE
VOTES= 93					
6	69	0	75	80.65%	(R) US Representative Dist 4 VOTE FOR 1 STEVE BUYER
5	13	0	18	19.35%	MIKE CAMPBELL
VOTES= 19					
0	2	0	2	10.53%	(D) US Representative Dist 4 VOTE FOR 1 RICK CORNSTUBLE
1	4	0	5	26.32%	DARIN S. KINSER
2	10	0	12	63.16%	DAVID SANDERS
VOTES= 97					
3	12	0	15	15.46%	(R) State Senator District 23 VOTE FOR 1 PHILIP L. (PHIL) BOOTS
0	44	0	44	45.36%	JAMES R. DETAMORE
5	9	0	14	14.43%	SUSAN B. MCGRADY
4	20	0	24	24.74%	RICHARD (DICK) THOMPSON
VOTES= 0					
0	0	0	0	0.00%	(D) State Senator District 23 VOTE FOR 1 NO CANDIDATE
VOTES= 84					
8	76	0	84	100.00%	(R) State Representative District 38 VOTE FOR 1 JAMES (JIM) R. BUCK
VOTES= 0					
0	0	0	0	0.00%	(D) State Representative District 38 VOTE FOR 1 NO CANDIDATE
VOTES= 88					
10	78	0	88	100.00%	(R) Judge Circuit Court 45th Circuit VOTE FOR 1 LINLEY E. PEARSON
VOTES= 0					
0	0	0	0	0.00%	(D) Judge Circuit Court 45th Circuit VOTE FOR 1 NO CANDIDATE
VOTES= 100					
8	39	0	47	47.00%	(R) Prosecuting Attorney 45th Circ VOTE FOR 1 ANTHONY J. SOMMER
4	49	0	53	53.00%	F. SCOTT STUARD

5/2/2006

07:21:15

# Precinct Summary Report

EMS

Clinton County, Indiana  
 CLINTON COUNTY, IN - 2006 Primary Election  
 Election Date: 5/2/2006

## 12-PRECINCT 12

A- # OF Absentee Ballots 16  
 M- # OF Machine Ballots 118  
 P- # OF Provisional Ballots 0

PRECINCT STATUS: REPORTED

PUBLIC COUNT: 134

VOTER TURNOUT: 22.95%

----- VOTES -----				
A	M	P	TOTAL	%
VOTES= 21				
2	19	0	21	100.00%
(D) Prosecuting Attorney 45th Circ VOTE FOR 1 LOUIS D. EVANS				
VOTES= 89				
10	79	0	89	100.00%
(R) Clerk Of The Circuit Court VOTE FOR 1 LAURA HUFFER				
VOTES= 0				
0	0	0	0	0.00%
(D) Clerk Of The Circuit Court VOTE FOR 1 NO CANDIDATE				
VOTES= 83				
10	73	0	83	100.00%
(R) County Auditor VOTE FOR 1 JACQUELINE R. CLEMENTS				
VOTES= 0				
0	0	0	0	0.00%
(D) County Auditor VOTE FOR 1 NO CANDIDATE				
VOTES= 83				
7	76	0	83	100.00%
(R) County Sheriff VOTE FOR 1 MARK A. MITCHELL				
VOTES= 0				
0	0	0	0	0.00%
(D) County Sheriff VOTE FOR 1 NO CANDIDATE				
VOTES= 100				
3	32	0	35	35.00%
8	57	0	65	65.00%
(R) County Assessor VOTE FOR 1 KATIE FAUCETT DANA MYERS				
VOTES= 0				
0	0	0	0	0.00%
(D) County Assessor VOTE FOR 1 NO CANDIDATE				
VOTES= 101				
6	42	0	48	47.52%
5	48	0	53	52.48%
(R) County Commissioner District 3 VOTE FOR 1 MICHAEL W. CONNER WAYNE C. WILLIAMS				
VOTES= 0				
0	0	0	0	0.00%
(D) County Commissioner District 3 VOTE FOR 1 NO CANDIDATE				
VOTES= 82				
6	76	0	82	100.00%
(R) County Council District 2 VOTE FOR 1 C. STEVEN FREY				

5/2/2006

07:21:15

# Precinct Summary Report

EMS

Clinton County, Indiana  
 CLINTON COUNTY, IN - 2006 Primary Election  
 Election Date: 5/2/2006

## 12-PRECINCT 12

A- # OF Absentee Ballots 16  
 M- # OF Machine Ballots 118  
 P- # OF Provisional Ballots 0

PRECINCT STATUS: REPORTED

PUBLIC COUNT: 134

VOTER TURNOUT: 22.95%

----- VOTES -----				
A	M	P	TOTAL	%
VOTES= 0				
0	0	0	0	0.00%
(D) County Council District 2 VOTE FOR 1 NO CANDIDATE				
VOTES= 83				
7	76	0	83	100.00%
(R) Center Township Assessor VOTE FOR 1 MARTHA MOUDY				
VOTES= 0				
0	0	0	0	0.00%
(D) Center Township Assessor VOTE FOR 1 NO CANDIDATE				
VOTES= 87				
6	81	0	87	100.00%
(R) Center Township Trustee VOTE FOR 1 VICKI I. ELLIOTT				
VOTES= 0				
0	0	0	0	0.00%
(D) Center Township Trustee VOTE FOR 1 NO CANDIDATE				
VOTES= 164				
6	44	0	50	30.49%
5	55	0	60	36.59%
4	50	0	54	32.93%
(R) Center Township Board Member VOTE FOR 3 MARGARET A. MARTIN JIM OSBON ROBERT M. STERLING				
VOTES= 0				
0	0	0	0	0.00%
(D) Center Township Board Member VOTE FOR 3 NO CANDIDATE				

5/2/2006

07:40:53

# Precinct Summary Report

EMS

Clinton County, Indiana  
 CLINTON COUNTY, IN - 2006 Primary Election  
 Election Date: 5/2/2006

## 13-PRECINCT 13

A- # OF Absentee Ballots 11  
 M- # OF Machine Ballots 127  
 P- # OF Provisional Ballots 0

PRECINCT STATUS: REPORTED

PUBLIC COUNT: 138

VOTER TURNOUT: 28.05%

----- VOTES -----				
A	M	P	TOTAL	%
VOTES= 93				
3	90	0	93	100.00%
(R) United States Senator VOTE FOR 1 RICHARD G. LUGAR				
VOTES= 0				
0	0	0	0	0.00%
(D) United States Senator VOTE FOR 1 NO CANDIDATE				
VOTES= 98				
2	65	0	67	68.37%
2	29	0	31	31.63%
(R) US Representative Dist 4 VOTE FOR 1 STEVE BUYER MIKE CAMPBELL				
VOTES= 23				
3	5	0	8	34.78%
1	3	0	4	17.39%
2	9	0	11	47.83%
(D) US Representative Dist 4 VOTE FOR 1 RICK CORNSTUBLE DARIN S. KINSER DAVID SANDERS				
VOTES= 106				
1	17	0	18	16.98%
1	47	0	48	45.28%
0	17	0	17	16.04%
2	21	0	23	21.70%
(R) State Senator District 23 VOTE FOR 1 PHILIP L. (PHIL) BOOTS JAMES R. DETAMORE SUSAN B. MCGRADY RICHARD (DICK) THOMPSON				
VOTES= 0				
0	0	0	0	0.00%
(D) State Senator District 23 VOTE FOR 1 NO CANDIDATE				
VOTES= 88				
3	85	0	88	100.00%
(R) State Representative District 38 VOTE FOR 1 JAMES (JIM) R. BUCK				
VOTES= 0				
0	0	0	0	0.00%
(D) State Representative District 38 VOTE FOR 1 NO CANDIDATE				
VOTES= 98				
4	94	0	98	100.00%
(R) Judge Circuit Court 45th Circuit VOTE FOR 1 LINLEY E. PEARSON				
VOTES= 0				
0	0	0	0	0.00%
(D) Judge Circuit Court 45th Circuit VOTE FOR 1 NO CANDIDATE				
VOTES= 106				
3	40	0	43	40.57%
2	61	0	63	59.43%
(R) Prosecuting Attorney 45th Circ VOTE FOR 1 ANTHONY J. SOMMER F. SCOTT STUARD				

5/2/2006

07:40:53

# Precinct Summary Report

EMS

Clinton County, Indiana  
CLINTON COUNTY, IN - 2006 Primary Election  
Election Date: 5/2/2006

## 13-PRECINCT 13

A- # OF Absentee Ballots 11  
M- # OF Machine Ballots 127  
P- # OF Provisional Ballots 0

PRECINCT STATUS: REPORTED

PUBLIC COUNT: 138

VOTER TURNOUT: 28.05%

### VOTES

A	M	P	TOTAL	%	
VOTES= 19					(D) Prosecuting Attorney 45th Circ
5	14	0	19	100.00%	VOTE FOR 1 LOUIS D. EVANS
VOTES= 89					(R) Clerk Of The Circuit Court
2	87	0	89	100.00%	VOTE FOR 1 LAURA HUFFER
VOTES= 0					(D) Clerk Of The Circuit Court
0	0	0	0	0.00%	VOTE FOR 1 NO CANDIDATE
VOTES= 83					(R) County Auditor
2	81	0	83	100.00%	VOTE FOR 1 JACQUELINE R. CLEMENTS
VOTES= 0					(D) County Auditor
0	0	0	0	0.00%	VOTE FOR 1 NO CANDIDATE
VOTES= 90					(R) County Sheriff
2	88	0	90	100.00%	VOTE FOR 1 MARK A. MITCHELL
VOTES= 0					(D) County Sheriff
0	0	0	0	0.00%	VOTE FOR 1 NO CANDIDATE
VOTES= 107					(R) County Assessor
4	44	0	48	44.86%	VOTE FOR 1 KATIE FAUCETT
1	58	0	59	55.14%	DANA MYERS
VOTES= 0					(D) County Assessor
0	0	0	0	0.00%	VOTE FOR 1 NO CANDIDATE
VOTES= 107					(R) County Commissioner District 3
2	53	0	55	51.40%	VOTE FOR 1 MICHAEL W. CONNER
3	49	0	52	48.60%	WAYNE C. WILLIAMS
VOTES= 0					(D) County Commissioner District 3
0	0	0	0	0.00%	VOTE FOR 1 NO CANDIDATE
VOTES= 82					(R) County Council District 2
3	79	0	82	100.00%	VOTE FOR 1 C. STEVEN FREY

5/2/2006

07:40:53

# Precinct Summary Report

EMS

Clinton County, Indiana  
 CLINTON COUNTY, IN - 2006 Primary Election  
 Election Date: 5/2/2006

## 13-PRECINCT 13

A- # OF Absentee Ballots 11  
 M- # OF Machine Ballots 127  
 P- # OF Provisional Ballots 0

PRECINCT STATUS: REPORTED

PUBLIC COUNT: 138

VOTER TURNOUT: 28.05%

----- VOTES -----				
A	M	P	TOTAL	%
VOTES= 0				
0	0	0	0	0.00%
(D) County Council District 2 VOTE FOR 1 NO CANDIDATE				
VOTES= 88				
3	85	0	88	100.00%
(R) Center Township Assessor VOTE FOR 1 MARTHA MOUDY				
VOTES= 0				
0	0	0	0	0.00%
(D) Center Township Assessor VOTE FOR 1 NO CANDIDATE				
VOTES= 89				
3	86	0	89	100.00%
(R) Center Township Trustee VOTE FOR 1 VICKI I. ELLIOTT				
VOTES= 0				
0	0	0	0	0.00%
(D) Center Township Trustee VOTE FOR 1 NO CANDIDATE				
VOTES= 182				
3	58	0	61	33.52%
3	60	0	63	34.62%
2	56	0	58	31.87%
(R) Center Township Board Member VOTE FOR 3 MARGARET A. MARTIN JIM OSBON ROBERT M. STERLING				
VOTES= 0				
0	0	0	0	0.00%
(D) Center Township Board Member VOTE FOR 3 NO CANDIDATE				
VOTES= 129				
Frankfort School Board District 4				
VOTE FOR 1				
4	52	0	56	43.41%
5	68	0	73	56.59%
0	0	0	0	0.00%
JEFFREY K. HARDESTY CHARLES E. HERNDON Write-In				



5/2/2006

07:40:32

# Precinct Summary Report

EMS

Clinton County, Indiana  
 CLINTON COUNTY, IN - 2006 Primary Election  
 Election Date: 5/2/2006

## 14-PRECINCT 14

A- # OF Absentee Ballots 22  
 M- # OF Machine Ballots 178  
 P- # OF Provisional Ballots 0

PRECINCT STATUS: REPORTED

PUBLIC COUNT: 200

VOTER TURNOUT: 31.90%

----- VOTES -----					
A	M	P	TOTAL	%	
VOTES= 154					(R) United States Senator
17	137	0	154	100.00%	VOTE FOR 1 RICHARD G. LUGAR
VOTES= 0					(D) United States Senator
0	0	0	0	0.00%	VOTE FOR 1 NO CANDIDATE
VOTES= 161					(R) US Representative Dist 4
18	117	0	135	83.85%	VOTE FOR 1 STEVE BUYER
1	25	0	26	16.15%	MIKE CAMPBELL
VOTES= 21					(D) US Representative Dist 4
2	6	0	8	38.10%	VOTE FOR 1 RICK CORNSTUBLE
0	4	0	4	19.05%	DARIN S. KINSER
1	8	0	9	42.86%	DAVID SANDERS
VOTES= 165					(R) State Senator District 23
6	21	0	27	16.36%	VOTE FOR 1 PHILIP L. (PHIL) BOOTS
4	80	0	84	50.91%	JAMES R. DETAMORE
0	12	0	12	7.27%	SUSAN B. MCGRADY
8	34	0	42	25.45%	RICHARD (DICK) THOMPSON
VOTES= 0					(D) State Senator District 23
0	0	0	0	0.00%	VOTE FOR 1 NO CANDIDATE
VOTES= 145					(R) State Representative District 38
15	130	0	145	100.00%	VOTE FOR 1 JAMES (JIM) R. BUCK
VOTES= 0					(D) State Representative District 38
0	0	0	0	0.00%	VOTE FOR 1 NO CANDIDATE
VOTES= 157					(R) Judge Circuit Court 45th Circuit
16	141	0	157	100.00%	VOTE FOR 1 LINLEY E. PEARSON
VOTES= 0					(D) Judge Circuit Court 45th Circuit
0	0	0	0	0.00%	VOTE FOR 1 NO CANDIDATE
VOTES= 174					(R) Prosecuting Attorney 45th Circ
12	75	0	87	50.00%	VOTE FOR 1 ANTHONY J. SOMMER
6	81	0	87	50.00%	F. SCOTT STUARD

5/2/2006

07:40:32

# Precinct Summary Report

EMS

Clinton County, Indiana  
CLINTON COUNTY, IN - 2006 Primary Election  
Election Date: 5/2/2006

## 14-PRECINCT 14

A- # OF Absentee Ballots 22  
M- # OF Machine Ballots 178  
P- # OF Provisional Ballots 0

PRECINCT STATUS: REPORTED

PUBLIC COUNT: 200

VOTER TURNOUT: 31.90%

----- VOTES -----				
A	M	P	TOTAL	%
VOTES= 19				
3	16	0	19	100.00%
(D) Prosecuting Attorney 45th Circ VOTE FOR 1 LOUIS D. EVANS				
VOTES= 149				
15	134	0	149	100.00%
(R) Clerk Of The Circuit Court VOTE FOR 1 LAURA HUFFER				
VOTES= 0				
0	0	0	0	0.00%
(D) Clerk Of The Circuit Court VOTE FOR 1 NO CANDIDATE				
VOTES= 145				
15	130	0	145	100.00%
(R) County Auditor VOTE FOR 1 JACQUELINE R. CLEMENTS				
VOTES= 0				
0	0	0	0	0.00%
(D) County Auditor VOTE FOR 1 NO CANDIDATE				
VOTES= 150				
15	135	0	150	100.00%
(R) County Sheriff VOTE FOR 1 MARK A. MITCHELL				
VOTES= 0				
0	0	0	0	0.00%
(D) County Sheriff VOTE FOR 1 NO CANDIDATE				
VOTES= 175				
5 14	55 101	0 0	60 115	34.29% 65.71%
(R) County Assessor VOTE FOR 1 KATIE FAUCETT DANA MYERS				
VOTES= 0				
0	0	0	0	0.00%
(D) County Assessor VOTE FOR 1 NO CANDIDATE				
VOTES= 172				
8 11	86 67	0 0	94 78	54.65% 45.35%
(R) County Commissioner District 3 VOTE FOR 1 MICHAEL W. CONNER WAYNE C. WILLIAMS				
VOTES= 0				
0	0	0	0	0.00%
(D) County Commissioner District 3 VOTE FOR 1 NO CANDIDATE				
VOTES= 143				
14	129	0	143	100.00%
(R) County Council District 2 VOTE FOR 1 C. STEVEN FREY				

# Precinct Summary Report

Clinton County, Indiana  
 CLINTON COUNTY, IN - 2006 Primary Election  
 Election Date: 5/2/2006

## 14-PRECINCT 14

A- # OF Absentee Ballots 22  
 M- # OF Machine Ballots 178  
 P- # OF Provisional Ballots 0  
 PRECINCT STATUS: REPORTED

PUBLIC COUNT: 200

VOTER TURNOUT: 31.90%

----- VOTES -----				
A	M	P	TOTAL	%
VOTES= 0				
0	0	0	0	0.00%
(D) County Council District 2 VOTE FOR 1 NO CANDIDATE				
VOTES= 141				
14	127	0	141	100.00%
(R) Center Township Assessor VOTE FOR 1 MARTHA MOUDY				
VOTES= 0				
0	0	0	0	0.00%
(D) Center Township Assessor VOTE FOR 1 NO CANDIDATE				
VOTES= 154				
15	139	0	154	100.00%
(R) Center Township Trustee VOTE FOR 1 VICKI I. ELLIOTT				
VOTES= 0				
0	0	0	0	0.00%
(D) Center Township Trustee VOTE FOR 1 NO CANDIDATE				
VOTES= 323				
13	96	0	109	33.75%
12	91	0	103	31.89%
12	99	0	111	34.37%
(R) Center Township Board Member VOTE FOR 3 MARGARET A. MARTIN JIM OSBON ROBERT M. STERLING				
VOTES= 0				
0	0	0	0	0.00%
(D) Center Township Board Member VOTE FOR 3 NO CANDIDATE				
VOTES= 196				
7	99	0	106	54.08%
13	77	0	90	45.92%
0	0	0	0	0.00%
Frankfort School Board District 4 VOTE FOR 1 JEFFREY K. HARDESTY CHARLES E. HERNDON Write-In				

5/2/2006

07:40:48

# Precinct Summary Report

EMS

Clinton County, Indiana

CLINTON COUNTY, IN - 2006 Primary Election

Election Date: 5/2/2006

15-PRECINCT 15

A- # OF Absentee Ballots 18  
 M- # OF Machine Ballots 188  
 P- # OF Provisional Ballots 0

PRECINCT STATUS: REPORTED

PUBLIC COUNT: 206

VOTER TURNOUT: 33.72%

----- VOTES -----					
A	M	P	TOTAL	%	
VOTES= 155					(R) United States Senator
11	144	0	155	100.00%	VOTE FOR 1 RICHARD G. LUGAR
VOTES= 0					(D) United States Senator
0	0	0	0	0.00%	VOTE FOR 1 NO CANDIDATE
VOTES= 161					(R) US Representative Dist 4
8	125	0	133	82.61%	VOTE FOR 1 STEVE BUYER
2	26	0	28	17.39%	MIKE CAMPBELL
VOTES= 27					(D) US Representative Dist 4
3	8	0	11	40.74%	VOTE FOR 1 RICK CORNSTUBLE
0	4	0	4	14.81%	DARIN S. KINSER
3	9	0	12	44.44%	DAVID SANDERS
VOTES= 165					(R) State Senator District 23
1	23	0	24	14.55%	VOTE FOR 1 PHILIP L. (PHIL) BOOTS
1	58	0	59	35.76%	JAMES R. DETAMORE
4	28	0	32	19.39%	SUSAN B. MCGRADY
5	45	0	50	30.30%	RICHARD (DICK) THOMPSON
VOTES= 0					(D) State Senator District 23
0	0	0	0	0.00%	VOTE FOR 1 NO CANDIDATE
VOTES= 150					(R) State Representative District 38
12	138	0	150	100.00%	VOTE FOR 1 JAMES (JIM) R. BUCK
VOTES= 0					(D) State Representative District 38
0	0	0	0	0.00%	VOTE FOR 1 NO CANDIDATE
VOTES= 153					(R) Judge Circuit Court 45th Circuit
8	145	0	153	100.00%	VOTE FOR 1 LINLEY E. PEARSON
VOTES= 0					(D) Judge Circuit Court 45th Circuit
0	0	0	0	0.00%	VOTE FOR 1 NO CANDIDATE
VOTES= 169					(R) Prosecuting Attorney 45th Circ
9	80	0	89	52.66%	VOTE FOR 1 ANTHONY J. SOMMER
2	78	0	80	47.34%	F. SCOTT STUARD

INCLIP06

5/2/2006

07:40:48

# Precinct Summary Report

EMS

Clinton County, Indiana  
CLINTON COUNTY, IN - 2006 Primary Election  
Election Date: 5/2/2006

## 15-PRECINCT 15

A- # OF Absentee Ballots 18  
M- # OF Machine Ballots 188  
P- # OF Provisional Ballots 0

PRECINCT STATUS: REPORTED

PUBLIC COUNT: 206

VOTER TURNOUT: 33.72%

----- VOTES -----				
A	M	P	TOTAL	%
VOTES= 22				
6	16	0	22	100.00%
(D) Prosecuting Attorney 45th Circ VOTE FOR 1 LOUIS D. EVANS				
VOTES= 146				
11	135	0	146	100.00%
(R) Clerk Of The Circuit Court VOTE FOR 1 LAURA HUFFER				
VOTES= 0				
0	0	0	0	0.00%
(D) Clerk Of The Circuit Court VOTE FOR 1 NO CANDIDATE				
VOTES= 145				
10	135	0	145	100.00%
(R) County Auditor VOTE FOR 1 JACQUELINE R. CLEMENTS				
VOTES= 0				
0	0	0	0	0.00%
(D) County Auditor VOTE FOR 1 NO CANDIDATE				
VOTES= 153				
10	143	0	153	100.00%
(R) County Sheriff VOTE FOR 1 MARK A. MITCHELL				
VOTES= 0				
0	0	0	0	0.00%
(D) County Sheriff VOTE FOR 1 NO CANDIDATE				
VOTES= 168				
6	43	0	49	29.17%
6	113	0	119	70.83%
(R) County Assessor VOTE FOR 1 KATIE FAUCETT DANA MYERS				
VOTES= 0				
0	0	0	0	0.00%
(D) County Assessor VOTE FOR 1 NO CANDIDATE				
VOTES= 163				
6	74	0	80	49.08%
5	78	0	83	50.92%
(R) County Commissioner District 3 VOTE FOR 1 MICHAEL W. CONNER WAYNE C. WILLIAMS				
VOTES= 0				
0	0	0	0	0.00%
(D) County Commissioner District 3 VOTE FOR 1 NO CANDIDATE				
VOTES= 137				
6	131	0	137	100.00%
(R) County Council District 2 VOTE FOR 1 C. STEVEN FREY				

5/2/2006

07:40:48

# Precinct Summary Report

EMS

Clinton County, Indiana

CLINTON COUNTY, IN - 2006 Primary Election

Election Date: 5/2/2006

15-PRECINCT 15

A- # OF Absentee Ballots 18  
 M- # OF Machine Ballots 188  
 P- # OF Provisional Ballots 0

PRECINCT STATUS: REPORTED

PUBLIC COUNT: 206

VOTER TURNOUT: 33.72%

----- VOTES -----					
A	M	P	TOTAL	%	
VOTES= 0					
0	0	0	0	0.00%	(D) County Council District 2 VOTE FOR 1 NO CANDIDATE
VOTES= 142					
8	134	0	142	100.00%	(R) Center Township Assessor VOTE FOR 1 MARTHA MOUDY
VOTES= 0					
0	0	0	0	0.00%	(D) Center Township Assessor VOTE FOR 1 NO CANDIDATE
VOTES= 144					
10	134	0	144	100.00%	(R) Center Township Trustee VOTE FOR 1 VICKI I. ELLIOTT
VOTES= 0					
0	0	0	0	0.00%	(D) Center Township Trustee VOTE FOR 1 NO CANDIDATE
VOTES= 318					
5	95	0	100	31.45%	(R) Center Township Board Member VOTE FOR 3 MARGARET A. MARTIN
4	108	0	112	35.22%	JIM OSBON
8	98	0	106	33.33%	ROBERT M. STERLING
VOTES= 0					
0	0	0	0	0.00%	(D) Center Township Board Member VOTE FOR 3 NO CANDIDATE
VOTES= 198					
6	92	0	98	49.49%	Frankfort School Board District 4 VOTE FOR 1 JEFFREY K. HARDESTY
6	94	0	100	50.51%	CHARLES E. HERNDON
0	0	0	0	0.00%	Write-In

# Precinct Summary Report

Clinton County, Indiana  
 CLINTON COUNTY, IN - 2006 Primary Election  
 Election Date: 5/2/2006

## 16-PRECINCT 16

A- # OF Absentee Ballots 9 PRECINCT STATUS: REPORTED  
 M- # OF Machine Ballots 111  
 P- # OF Provisional Ballots 1

PUBLIC COUNT: 121

VOTER TURNOUT: 28.01%

----- VOTES -----					
A	M	P	TOTAL	%	
VOTES= 75					
5	70	0	75	100.00%	(R) United States Senator VOTE FOR 1 RICHARD G. LUGAR
VOTES= 0					
0	0	0	0	0.00%	(D) United States Senator VOTE FOR 1 NO CANDIDATE
VOTES= 84					
3	59	0	62	73.81%	(R) US Representative Dist 4 VOTE FOR 1 STEVE BUYER
1	21	0	22	26.19%	MIKE CAMPBELL
VOTES= 22					
0	8	0	8	36.36%	(D) US Representative Dist 4 VOTE FOR 1 RICK CORNSTUBLE
1	4	0	5	22.73%	DARIN S. KINSER
1	8	0	9	40.91%	DAVID SANDERS
VOTES= 86					
1	13	0	14	16.28%	(R) State Senator District 23 VOTE FOR 1 PHILIP L. (PHIL) BOOTS
1	31	0	32	37.21%	JAMES R. DETAMORE
1	10	0	11	12.79%	SUSAN B. MCGRADY
1	28	0	29	33.72%	RICHARD (DICK) THOMPSON
VOTES= 0					
0	0	0	0	0.00%	(D) State Senator District 23 VOTE FOR 1 NO CANDIDATE
VOTES= 66					
3	62	1	66	100.00%	(R) State Representative District 38 VOTE FOR 1 JAMES (JIM) R. BUCK
VOTES= 0					
0	0	0	0	0.00%	(D) State Representative District 38 VOTE FOR 1 NO CANDIDATE
VOTES= 82					
5	76	1	82	100.00%	(R) Judge Circuit Court 45th Circuit VOTE FOR 1 LINLEY E. PEARSON
VOTES= 0					
0	0	0	0	0.00%	(D) Judge Circuit Court 45th Circuit VOTE FOR 1 NO CANDIDATE
VOTES= 88					
4	29	1	34	38.64%	(R) Prosecuting Attorney 45th Circ VOTE FOR 1 ANTHONY J. SOMMER
2	52	0	54	61.36%	F. SCOTT STUARD

# Precinct Summary Report

Clinton County, Indiana  
 CLINTON COUNTY, IN - 2006 Primary Election  
 Election Date: 5/2/2006

## 16-PRECINCT 16

A- # OF Absentee Ballots 9  
 M- # OF Machine Ballots 111  
 P- # OF Provisional Ballots 1  
 PRECINCT STATUS: REPORTED

PUBLIC COUNT: 121

VOTER TURNOUT: 28.01%

----- VOTES -----				
A	M	P	TOTAL	%
VOTES= 19				
2	17	0	19	100.00%
(D) Prosecuting Attorney 45th Circ VOTE FOR 1 LOUIS D. EVANS				
VOTES= 67				
4	62	1	67	100.00%
(R) Clerk Of The Circuit Court VOTE FOR 1 LAURA HUFFER				
VOTES= 0				
0	0	0	0	0.00%
(D) Clerk Of The Circuit Court VOTE FOR 1 NO CANDIDATE				
VOTES= 65				
4	60	1	65	100.00%
(R) County Auditor VOTE FOR 1 JACQUELINE R. CLEMENTS				
VOTES= 0				
0	0	0	0	0.00%
(D) County Auditor VOTE FOR 1 NO CANDIDATE				
VOTES= 77				
3	73	1	77	100.00%
(R) County Sheriff VOTE FOR 1 MARK A. MITCHELL				
VOTES= 0				
0	0	0	0	0.00%
(D) County Sheriff VOTE FOR 1 NO CANDIDATE				
VOTES= 87				
2	29	0	31	35.63%
3	53	0	56	64.37%
(R) County Assessor VOTE FOR 1 KATIE FAUCETT DANA MYERS				
VOTES= 0				
0	0	0	0	0.00%
(D) County Assessor VOTE FOR 1 NO CANDIDATE				
VOTES= 91				
4	47	0	51	56.04%
2	37	1	40	43.96%
(R) County Commissioner District 3 VOTE FOR 1 MICHAEL W. CONNER WAYNE C. WILLIAMS				
VOTES= 0				
0	0	0	0	0.00%
(D) County Commissioner District 3 VOTE FOR 1 NO CANDIDATE				
VOTES= 65				
3	61	1	65	100.00%
(R) County Council District 2 VOTE FOR 1 C. STEVEN FREY				



# Precinct Summary Report

Clinton County, Indiana  
 CLINTON COUNTY, IN - 2006 Primary Election  
 Election Date: 5/2/2006

**16-PRECINCT 16**

A- # OF Absentee Ballots 9      **PRECINCT STATUS: REPORTED**  
 M- # OF Machine Ballots 111  
 P- # OF Provisional Ballots 1

**PUBLIC COUNT: 121**

**VOTER TURNOUT: 28.01%**

----- VOTES -----				
A	M	P	TOTAL	%
<b>VOTES= 0</b>				
0	0	0	0	0.00%
<b>(D) County Council District 2</b>				
<b>VOTE FOR 1</b>				
NO CANDIDATE				
<b>VOTES= 70</b>				
3	66	1	70	100.00%
<b>(R) Center Township Assessor</b>				
<b>VOTE FOR 1</b>				
MARTHA MOUDY				
<b>VOTES= 0</b>				
0	0	0	0	0.00%
<b>(D) Center Township Assessor</b>				
<b>VOTE FOR 1</b>				
NO CANDIDATE				
<b>VOTES= 71</b>				
3	67	1	71	100.00%
<b>(R) Center Township Trustee</b>				
<b>VOTE FOR 1</b>				
VICKI I. ELLIOTT				
<b>VOTES= 0</b>				
0	0	0	0	0.00%
<b>(D) Center Township Trustee</b>				
<b>VOTE FOR 1</b>				
NO CANDIDATE				
<b>VOTES= 154</b>				
2	42	1	45	29.22%
3	55	0	58	37.66%
2	49	0	51	33.12%
<b>(R) Center Township Board Member</b>				
<b>VOTE FOR 3</b>				
MARGARET A. MARTIN				
JIM OSBON				
ROBERT M. STERLING				
<b>VOTES= 0</b>				
0	0	0	0	0.00%
<b>(D) Center Township Board Member</b>				
<b>VOTE FOR 3</b>				
NO CANDIDATE				
<b>VOTES= 116</b>				
<b>Frankfort School Board District 4</b>				
<b>VOTE FOR 1</b>				
3	51	1	55	47.41%
3	58	0	61	52.59%
0	0	0	0	0.00%
Write-In				

5/2/2006

06:55:05

## Precinct Summary Report

EMS

Clinton County, Indiana  
 CLINTON COUNTY, IN - 2006 Primary Election  
 Election Date: 5/2/2006

## 17-PRECINCT 17

A- # OF Absentee Ballots 7  
 M- # OF Machine Ballots 106  
 P- # OF Provisional Ballots 0  
 PRECINCT STATUS: REPORTED

PUBLIC COUNT: 113

VOTER TURNOUT: 18.83%

----- VOTES -----					
A	M	P	TOTAL	%	
VOTES= 76					(R) United States Senator
3	73	0	76	100.00%	VOTE FOR 1 RICHARD G. LUGAR
VOTES= 0					(D) United States Senator
0	0	0	0	0.00%	VOTE FOR 1 NO CANDIDATE
VOTES= 79					(R) US Representative Dist 4
4	57	0	61	77.22%	VOTE FOR 1 STEVE BUYER
1	17	0	18	22.78%	MIKE CAMPBELL
VOTES= 17					(D) US Representative Dist 4
1	5	0	6	35.29%	VOTE FOR 1 RICK CORNSTUBLE
0	4	0	4	23.53%	DARIN S. KINSER
0	7	0	7	41.18%	DAVID SANDERS
VOTES= 78					(R) State Senator District 23
0	16	0	16	20.51%	VOTE FOR 1 PHILIP L. (PHIL) BOOTS
1	23	0	24	30.77%	JAMES R. DETAMORE
3	17	0	20	25.64%	SUSAN B. MCGRADY
0	18	0	18	23.08%	RICHARD (DICK) THOMPSON
VOTES= 0					(D) State Senator District 23
0	0	0	0	0.00%	VOTE FOR 1 NO CANDIDATE
VOTES= 65					(R) State Representative District 38
4	61	0	65	100.00%	VOTE FOR 1 JAMES (JIM) R. BUCK
VOTES= 0					(D) State Representative District 38
0	0	0	0	0.00%	VOTE FOR 1 NO CANDIDATE
VOTES= 74					(R) Judge Circuit Court 45th Circuit
3	71	0	74	100.00%	VOTE FOR 1 LINLEY E. PEARSON
VOTES= 0					(D) Judge Circuit Court 45th Circuit
0	0	0	0	0.00%	VOTE FOR 1 NO CANDIDATE
VOTES= 77					(R) Prosecuting Attorney 45th Circ
1	25	0	26	33.77%	VOTE FOR 1 ANTHONY J. SOMMER
4	47	0	51	66.23%	F. SCOTT STUARD

5/2/2006

06:55:05

# Precinct Summary Report

EMS

Clinton County, Indiana  
 CLINTON COUNTY, IN - 2006 Primary Election  
 Election Date: 5/2/2006

## 17-PRECINCT 17

A- # OF Absentee Ballots 7      PRECINCT STATUS: REPORTED  
 M- # OF Machine Ballots 106  
 P- # OF Provisional Ballots 0

PUBLIC COUNT: 113

VOTER TURNOUT: 18.83%

----- VOTES -----				
A	M	P	TOTAL	%
VOTES= 18				
0	18	0	18	100.00%
(D) Prosecuting Attorney 45th Circ VOTE FOR 1 LOUIS D. EVANS				
VOTES= 64				
3	61	0	64	100.00%
(R) Clerk Of The Circuit Court VOTE FOR 1 LAURA HUFFER				
VOTES= 0				
0	0	0	0	0.00%
(D) Clerk Of The Circuit Court VOTE FOR 1 NO CANDIDATE				
VOTES= 59				
2	57	0	59	100.00%
(R) County Auditor VOTE FOR 1 JACQUELINE R. CLEMENTS				
VOTES= 0				
0	0	0	0	0.00%
(D) County Auditor VOTE FOR 1 NO CANDIDATE				
VOTES= 72				
3	69	0	72	100.00%
(R) County Sheriff VOTE FOR 1 MARK A. MITCHELL				
VOTES= 0				
0	0	0	0	0.00%
(D) County Sheriff VOTE FOR 1 NO CANDIDATE				
VOTES= 83				
2	35	0	37	44.58%
3	43	0	46	55.42%
(R) County Assessor VOTE FOR 1 KATIE FAUCETT DANA MYERS				
VOTES= 0				
0	0	0	0	0.00%
(D) County Assessor VOTE FOR 1 NO CANDIDATE				
VOTES= 79				
4	39	0	43	54.43%
2	34	0	36	45.57%
(R) County Commissioner District 3 VOTE FOR 1 MICHAEL W. CONNER WAYNE C. WILLIAMS				
VOTES= 0				
0	0	0	0	0.00%
(D) County Commissioner District 3 VOTE FOR 1 NO CANDIDATE				

# Precinct Summary Report

Clinton County, Indiana  
 CLINTON COUNTY, IN - 2006 Primary Election

Election Date: 5/2/2006

## 17-PRECINCT 17

A- # OF Absentee Ballots 7  
 M- # OF Machine Ballots 106  
 P- # OF Provisional Ballots 0

PRECINCT STATUS: REPORTED

PUBLIC COUNT: 113

VOTER TURNOUT: 18.83%

----- VOTES -----

A	M	P	TOTAL	%	
VOTES= 77					(R) County Council District 1
VOTE FOR 1					
1	14	0	15	19.48%	DALE BAILEY
3	25	0	28	36.36%	DONALD R. (DICK) HOWARD
1	33	0	34	44.16%	RODNEY WANN
VOTES= 0					(D) County Council District 1
VOTE FOR 1					
0	0	0	0	0.00%	NO CANDIDATE
VOTES= 64					(R) Center Township Assessor
VOTE FOR 1					
3	61	0	64	100.00%	MARTHA MOUDY
VOTES= 0					(D) Center Township Assessor
VOTE FOR 1					
0	0	0	0	0.00%	NO CANDIDATE
VOTES= 67					(R) Center Township Trustee
VOTE FOR 1					
3	64	0	67	100.00%	VICKI I. ELLIOTT
VOTES= 0					(D) Center Township Trustee
VOTE FOR 1					
0	0	0	0	0.00%	NO CANDIDATE
VOTES= 125					(R) Center Township Board Member
VOTE FOR 3					
2	33	0	35	28.00%	MARGARET A. MARTIN
1	47	0	48	38.40%	JIM OSBON
2	40	0	42	33.60%	ROBERT M. STERLING
VOTES= 0					(D) Center Township Board Member
VOTE FOR 3					
0	0	0	0	0.00%	NO CANDIDATE
VOTES= 103					Frankfort School Board District 5
VOTE FOR 1					
4	31	0	35	33.98%	DENNIS G. CLEAVER
1	31	0	32	31.07%	CHRIS COOMER
1	35	0	36	34.95%	JEFF TATUM
0	0	0	0	0.00%	Write-In

5/2/2006

06:54:55

# Precinct Summary Report

EMS

Clinton County, Indiana  
CLINTON COUNTY, IN - 2006 Primary Election  
Election Date: 5/2/2006

## 18-PRECINCT 18

A- # OF Absentee Ballots 11  
M- # OF Machine Ballots 99  
P- # OF Provisional Ballots 0

PRECINCT STATUS: REPORTED

PUBLIC COUNT: 110

VOTER TURNOUT: 15.30%

----- VOTES -----					
A	M	P	TOTAL	%	
VOTES= 71					(R) United States Senator
6	65	0	71	100.00%	VOTE FOR 1 RICHARD G. LUGAR
VOTES= 0					(D) United States Senator
0	0	0	0	0.00%	VOTE FOR 1 NO CANDIDATE
VOTES= 71					(R) US Representative Dist 4
3	52	0	55	77.46%	VOTE FOR 1 STEVE BUYER
2	14	0	16	22.54%	MIKE CAMPBELL
VOTES= 25					(D) US Representative Dist 4
2	8	0	10	40.00%	VOTE FOR 1 RICK CORNSTUBLE
1	4	0	5	20.00%	DARIN S. KINSER
2	8	0	10	40.00%	DAVID SANDERS
VOTES= 75					(R) State Senator District 23
1	16	0	17	22.67%	VOTE FOR 1 PHILIP L. (PHIL) BOOTS
1	27	0	28	37.33%	JAMES R. DETAMORE
1	5	0	6	8.00%	SUSAN B. MCGRADY
2	22	0	24	32.00%	RICHARD (DICK) THOMPSON
VOTES= 0					(D) State Senator District 23
0	0	0	0	0.00%	VOTE FOR 1 NO CANDIDATE
VOTES= 67					(R) State Representative District 38
5	62	0	67	100.00%	VOTE FOR 1 JAMES (JIM) R. BUCK
VOTES= 0					(D) State Representative District 38
0	0	0	0	0.00%	VOTE FOR 1 NO CANDIDATE
VOTES= 69					(R) Judge Circuit Court 45th Circuit
5	64	0	69	100.00%	VOTE FOR 1 LINLEY E. PEARSON
VOTES= 0					(D) Judge Circuit Court 45th Circuit
0	0	0	0	0.00%	VOTE FOR 1 NO CANDIDATE
VOTES= 79					(R) Prosecuting Attorney 45th Circ
5	33	0	38	48.10%	VOTE FOR 1 ANTHONY J. SOMMER
1	40	0	41	51.90%	F. SCOTT STUARD

5/2/2006

06:54:55

# Precinct Summary Report

EMS

Clinton County, Indiana  
CLINTON COUNTY, IN - 2006 Primary Election  
Election Date: 5/2/2006

## 18-PRECINCT 18

A- # OF Absentee Ballots 11  
M- # OF Machine Ballots 99  
P- # OF Provisional Ballots 0

PRECINCT STATUS: REPORTED

PUBLIC COUNT: 110

VOTER TURNOUT: 15.30%

----- VOTES -----				
A	M	P	TOTAL	%
VOTES= 16				
1	15	0	16	100.00%
(D) Prosecuting Attorney 45th Circ VOTE FOR 1 LOUIS D. EVANS				
VOTES= 62				
5	57	0	62	100.00%
(R) Clerk Of The Circuit Court VOTE FOR 1 LAURA HUFFER				
VOTES= 0				
0	0	0	0	0.00%
(D) Clerk Of The Circuit Court VOTE FOR 1 NO CANDIDATE				
VOTES= 57				
3	54	0	57	100.00%
(R) County Auditor VOTE FOR 1 JACQUELINE R. CLEMENTS				
VOTES= 0				
0	0	0	0	0.00%
(D) County Auditor VOTE FOR 1 NO CANDIDATE				
VOTES= 66				
4	62	0	66	100.00%
(R) County Sheriff VOTE FOR 1 MARK A. MITCHELL				
VOTES= 0				
0	0	0	0	0.00%
(D) County Sheriff VOTE FOR 1 NO CANDIDATE				
VOTES= 81				
1	20	0	21	25.93%
5	55	0	60	74.07%
(R) County Assessor VOTE FOR 1 KATIE FAUCETT DANA MYERS				
VOTES= 0				
0	0	0	0	0.00%
(D) County Assessor VOTE FOR 1 NO CANDIDATE				
VOTES= 78				
3	44	0	47	60.26%
3	28	0	31	39.74%
(R) County Commissioner District 3 VOTE FOR 1 MICHAEL W. CONNER WAYNE C. WILLIAMS				
VOTES= 0				
0	0	0	0	0.00%
(D) County Commissioner District 3 VOTE FOR 1 NO CANDIDATE				

# Precinct Summary Report

Clinton County, Indiana  
 CLINTON COUNTY, IN - 2006 Primary Election  
 Election Date: 5/2/2006

## 18-PRECINCT 18

A- # OF Absentee Ballots 11  
 M- # OF Machine Ballots 99  
 P- # OF Provisional Ballots 0  
 PRECINCT STATUS: REPORTED

PUBLIC COUNT: 110

VOTER TURNOUT: 15.30%

----- VOTES -----				
A	M	P	TOTAL	%
VOTES= 76				
<b>(R) County Council District 1</b>				
VOTE FOR 1				
2	10	0	12	15.79%
3	28	0	31	40.79%
1	32	0	33	43.42%
VOTES= 0				
<b>(D) County Council District 1</b>				
VOTE FOR 1				
0	0	0	0	0.00%
NO CANDIDATE				
VOTES= 58				
<b>(R) Center Township Assessor</b>				
VOTE FOR 1				
5	53	0	58	100.00%
MARTHA MOUDY				
VOTES= 0				
<b>(D) Center Township Assessor</b>				
VOTE FOR 1				
0	0	0	0	0.00%
NO CANDIDATE				
VOTES= 68				
<b>(R) Center Township Trustee</b>				
VOTE FOR 1				
5	63	0	68	100.00%
VICKI I. ELLIOTT				
VOTES= 0				
<b>(D) Center Township Trustee</b>				
VOTE FOR 1				
0	0	0	0	0.00%
NO CANDIDATE				
VOTES= 132				
<b>(R) Center Township Board Member</b>				
VOTE FOR 3				
5	42	0	47	35.61%
4	42	0	46	34.85%
4	35	0	39	29.55%
MARGARET A. MARTIN				
JIM OSBON				
ROBERT M. STERLING				
VOTES= 0				
<b>(D) Center Township Board Member</b>				
VOTE FOR 3				
0	0	0	0	0.00%
NO CANDIDATE				
VOTES= 104				
<b>Frankfort School Board District 5</b>				
VOTE FOR 1				
4	44	0	48	46.15%
5	6	0	11	10.58%
0	45	0	45	43.27%
0	0	0	0	0.00%
DENNIS G. CLEAVER				
CHRIS COOMER				
JEFF TATUM				
Write-In.				

# Precinct Summary Report

Clinton County, Indiana  
 CLINTON COUNTY, IN - 2006 Primary Election  
 Election Date: 5/2/2006

## 19-PRECINCT 19

A- # OF Absentee Ballots 18  
 M- # OF Machine Ballots 140  
 P- # OF Provisional Ballots 0

PRECINCT STATUS: REPORTED

PUBLIC COUNT: 158  
 VOTER TURNOUT: 17.93%

----- VOTES -----					
A	M	P	TOTAL	%	
VOTES= 90					
11	79	0	90	100.00%	(R) United States Senator VOTE FOR 1 RICHARD G. LUGAR
VOTES= 0					
0	0	0	0	0.00%	(D) United States Senator VOTE FOR 1 NO CANDIDATE
VOTES= 95					
7	65	0	72	75.79%	(R) US Representative Dist 4 VOTE FOR 1 STEVE BUYER
3	20	0	23	24.21%	MIKE CAMPBELL
VOTES= 41					
1	13	0	14	34.15%	(D) US Representative Dist 4 VOTE FOR 1 RICK CORNSTUBLE
0	6	0	6	14.63%	DARIN S. KINSER
2	19	0	21	51.22%	DAVID SANDERS
VOTES= 99					
1	24	0	25	25.25%	(R) State Senator District 23 VOTE FOR 1 PHILIP L. (PHIL) BOOTS
1	23	0	24	24.24%	JAMES R. DETAMORE
5	16	0	21	21.21%	SUSAN B. MCGRADY
5	24	0	29	29.29%	RICHARD (DICK) THOMPSON
VOTES= 0					
0	0	0	0	0.00%	(D) State Senator District 23 VOTE FOR 1 NO CANDIDATE
VOTES= 88					
10	78	0	88	100.00%	(R) State Representative District 38 VOTE FOR 1 JAMES (JIM) R. BUCK
VOTES= 0					
0	0	0	0	0.00%	(D) State Representative District 38 VOTE FOR 1 NO CANDIDATE
VOTES= 96					
10	86	0	96	100.00%	(R) Judge Circuit Court 45th Circuit VOTE FOR 1 LINLEY E. PEARSON
VOTES= 0					
0	0	0	0	0.00%	(D) Judge Circuit Court 45th Circuit VOTE FOR 1 NO CANDIDATE
VOTES= 106					
1	37	0	38	35.85%	(R) Prosecuting Attorney 45th Circ VOTE FOR 1 ANTHONY J. SOMMER
11	57	0	68	64.15%	F. SCOTT STUARD



5/2/2006

06:55:00

# Precinct Summary Report

EMS

Clinton County, Indiana  
CLINTON COUNTY, IN - 2006 Primary Election

Election Date: 5/2/2006

19-PRECINCT 19

A- # OF Absentee Ballots 18  
M- # OF Machine Ballots 140  
P- # OF Provisional Ballots 0

PRECINCT STATUS: REPORTED

PUBLIC COUNT: 158

VOTER TURNOUT: 17.93%

----- VOTES -----				
A	M	P	TOTAL	%
VOTES= 30				
2	28	0	30	100.00%
(D) Prosecuting Attorney 45th Circ VOTE FOR 1 LOUIS D. EVANS				
VOTES= 89				
10	79	0	89	100.00%
(R) Clerk Of The Circuit Court VOTE FOR 1 LAURA HUFFER				
VOTES= 0				
0	0	0	0	0.00%
(D) Clerk Of The Circuit Court VOTE FOR 1 NO CANDIDATE				
VOTES= 76				
10	66	0	76	100.00%
(R) County Auditor VOTE FOR 1 JACQUELINE R. CLEMENTS				
VOTES= 0				
0	0	0	0	0.00%
(D) County Auditor VOTE FOR 1 NO CANDIDATE				
VOTES= 86				
9	77	0	86	100.00%
(R) County Sheriff VOTE FOR 1 MARK A. MITCHELL				
VOTES= 0				
0	0	0	0	0.00%
(D) County Sheriff VOTE FOR 1 NO CANDIDATE				
VOTES= 103				
4	31	0	35	33.98%
7	61	0	68	66.02%
(R) County Assessor VOTE FOR 1 KATIE FAUCETT DANA MYERS				
VOTES= 0				
0	0	0	0	0.00%
(D) County Assessor VOTE FOR 1 NO CANDIDATE				
VOTES= 99				
1	53	0	54	54.55%
12	33	0	45	45.45%
(R) County Commissioner District 3 VOTE FOR 1 MICHAEL W. CONNER WAYNE C. WILLIAMS				
VOTES= 0				
0	0	0	0	0.00%
(D) County Commissioner District 3 VOTE FOR 1 NO CANDIDATE				

5/2/2006

06:55:00

# Precinct Summary Report

EMS

Clinton County, Indiana  
 CLINTON COUNTY, IN - 2006 Primary Election  
 Election Date: 5/2/2006

## 19-PRECINCT 19

A- # OF Absentee Ballots 18  
 M- # OF Machine Ballots 140  
 P- # OF Provisional Ballots 0

PRECINCT STATUS: REPORTED

PUBLIC COUNT: 158

VOTER TURNOUT: 17.93%

### ----- VOTES -----

A	M	P	TOTAL	%	
VOTES= 100					(R) County Council District 1
VOTE FOR 1					
3	23	0	26	26.00%	DALE BAILEY
6	26	0	32	32.00%	DONALD R. (DICK) HOWARD
3	39	0	42	42.00%	RODNEY WANN
VOTES= 0					(D) County Council District 1
VOTE FOR 1					
0	0	0	0	0.00%	NO CANDIDATE
VOTES= 88					(R) Center Township Assessor
VOTE FOR 1					
10	78	0	88	100.00%	MARTHA MOUDY
VOTES= 0					(D) Center Township Assessor
VOTE FOR 1					
0	0	0	0	0.00%	NO CANDIDATE
VOTES= 87					(R) Center Township Trustee
VOTE FOR 1					
10	77	0	87	100.00%	VICKI I. ELLIOTT
VOTES= 0					(D) Center Township Trustee
VOTE FOR 1					
0	0	0	0	0.00%	NO CANDIDATE
VOTES= 159					(R) Center Township Board Member
VOTE FOR 3					
8	38	0	46	28.93%	MARGARET A. MARTIN
8	54	0	62	38.99%	JIM OSBON
8	43	0	51	32.08%	ROBERT M. STERLING
VOTES= 0					(D) Center Township Board Member
VOTE FOR 3					
0	0	0	0	0.00%	NO CANDIDATE
VOTES= 151					Frankfort School Board District 5
VOTE FOR 1					
9	53	0	62	41.06%	DENNIS G. CLEAVER
1	26	0	27	17.88%	CHRIS COOMER
3	59	0	62	41.06%	JEFF TATUM
0	0	0	0	0.00%	Write-In

5/2/2006

06:55:09

# Precinct Summary Report

EMS

Clinton County, Indiana  
 CLINTON COUNTY, IN - 2006 Primary Election  
 Election Date: 5/2/2006

## 20-PRECINCT 20

A- # OF Absentee Ballots 5  
 M- # OF Machine Ballots 150  
 P- # OF Provisional Ballots 0  
 PRECINCT STATUS: REPORTED

PUBLIC COUNT: 155

VOTER TURNOUT: 22.14%

----- VOTES -----					
A	M	P	TOTAL	%	
VOTES= 116					
4	112	0	116	100.00%	(R) United States Senator VOTE FOR 1 RICHARD G. LUGAR
VOTES= 0					
0	0	0	0	0.00%	(D) United States Senator VOTE FOR 1 NO CANDIDATE
VOTES= 122					
2	96	0	98	80.33%	(R) US Representative Dist 4 VOTE FOR 1 STEVE BUYER
3	21	0	24	19.67%	MIKE CAMPBELL
VOTES= 20					
0	4	0	4	20.00%	(D) US Representative Dist 4 VOTE FOR 1 RICK CORNSTUBLE
0	4	0	4	20.00%	DARIN S. KINSER
0	12	0	12	60.00%	DAVID SANDERS
VOTES= 116					
0	27	0	27	23.28%	(R) State Senator District 23 VOTE FOR 1 PHILIP L. (PHIL) BOOTS
0	36	0	36	31.03%	JAMES R. DETAMORE
1	18	0	19	16.38%	SUSAN B. MCGRADY
3	31	0	34	29.31%	RICHARD (DICK) THOMPSON
VOTES= 0					
0	0	0	0	0.00%	(D) State Senator District 23 VOTE FOR 1 NO CANDIDATE
VOTES= 105					
4	101	0	105	100.00%	(R) State Representative District 38 VOTE FOR 1 JAMES (JIM) R. BUCK
VOTES= 0					
0	0	0	0	0.00%	(D) State Representative District 38 VOTE FOR 1 NO CANDIDATE
VOTES= 114					
4	110	0	114	100.00%	(R) Judge Circuit Court 45th Circuit VOTE FOR 1 LINLEY E. PEARSON
VOTES= 0					
0	0	0	0	0.00%	(D) Judge Circuit Court 45th Circuit VOTE FOR 1 NO CANDIDATE
VOTES= 125					
2	38	0	40	32.00%	(R) Prosecuting Attorney 45th Circ VOTE FOR 1 ANTHONY J. SOMMER
3	82	0	85	68.00%	F. SCOTT STUARD

5/2/2006

06:55:09

# Precinct Summary Report

EMS

Clinton County, Indiana  
 CLINTON COUNTY, IN - 2006 Primary Election  
 Election Date: 5/2/2006

## 20-PRECINCT 20

A- # OF Absentee Ballots 5  
 M- # OF Machine Ballots 150  
 P- # OF Provisional Ballots 0

PRECINCT STATUS: REPORTED

PUBLIC COUNT: 155

VOTER TURNOUT: 22.14%

----- VOTES -----				
A	M	P	TOTAL	%
VOTES= 14				
0	14	0	14	100.00%
(D) Prosecuting Attorney 45th Circ VOTE FOR 1 LOUIS D. EVANS				
VOTES= 103				
4	99	0	103	100.00%
(R) Clerk Of The Circuit Court VOTE FOR 1 LAURA HUFFER				
VOTES= 0				
0	0	0	0	0.00%
(D) Clerk Of The Circuit Court VOTE FOR 1 NO CANDIDATE				
VOTES= 100				
3	97	0	100	100.00%
(R) County Auditor VOTE FOR 1 JACQUELINE R. CLEMENTS				
VOTES= 0				
0	0	0	0	0.00%
(D) County Auditor VOTE FOR 1 NO CANDIDATE				
VOTES= 108				
4	104	0	108	100.00%
(R) County Sheriff VOTE FOR 1 MARK A. MITCHELL				
VOTES= 0				
0	0	0	0	0.00%
(D) County Sheriff VOTE FOR 1 NO CANDIDATE				
VOTES= 124				
3	40	0	43	34.68%
1	80	0	81	65.32%
(R) County Assessor VOTE FOR 1 KATIE FAUCETT DANA MYERS				
VOTES= 0				
0	0	0	0	0.00%
(D) County Assessor VOTE FOR 1 NO CANDIDATE				
VOTES= 128				
4	67	0	71	55.47%
1	56	0	57	44.53%
(R) County Commissioner District 3 VOTE FOR 1 MICHAEL W. CONNER WAYNE C. WILLIAMS				
VOTES= 0				
0	0	0	0	0.00%
(D) County Commissioner District 3 VOTE FOR 1 NO CANDIDATE				
VOTES= 103				
2	61	0	63	61.17%
2	38	0	40	38.83%
(R) County Council District 3 VOTE FOR 1 JERRY COOPER RONALD A. GASCHO				

5/2/2006

06:55:09

# Precinct Summary Report

EMS

Clinton County, Indiana  
 CLINTON COUNTY, IN - 2006 Primary Election  
 Election Date: 5/2/2006

## 20-PRECINCT 20

A- # OF Absentee Ballots 5  
 M- # OF Machine Ballots 150  
 P- # OF Provisional Ballots 0

PRECINCT STATUS: REPORTED

PUBLIC COUNT: 155

VOTER TURNOUT: 22.14%

----- VOTES -----					
A	M	P	TOTAL	%	
VOTES= 0					(D) County Council District 3
0	0	0	0	0.00%	VOTE FOR 1 NO CANDIDATE
VOTES= 101					(R) Center Township Assessor
4	97	0	101	100.00%	VOTE FOR 1 MARTHA MOUDY
VOTES= 0					(D) Center Township Assessor
0	0	0	0	0.00%	VOTE FOR 1 NO CANDIDATE
VOTES= 109					(R) Center Township Trustee
4	105	0	109	100.00%	VOTE FOR 1 VICKI I. ELLIOTT.
VOTES= 0					(D) Center Township Trustee
0	0	0	0	0.00%	VOTE FOR 1 NO CANDIDATE
VOTES= 222					(R) Center Township Board Member
3	60	0	63	28.38%	VOTE FOR 3 MARGARET A. MARTIN
4	87	0	91	40.99%	JIM OSBON
3	65	0	68	30.63%	ROBERT M. STERLING
VOTES= 0					(D) Center Township Board Member
0	0	0	0	0.00%	VOTE FOR 3 NO CANDIDATE
VOTES= 117					Frankfort School Board District 6
3	114	0	117	100.00%	VOTE FOR 1 DEAN A. HUDDLESTON
0	0	0	0	0.00%	Write-In

5/2/2006

07:22:57

# Precinct Summary Report

EMS

Clinton County, Indiana  
CLINTON COUNTY, IN - 2006 Primary Election  
Election Date: 5/2/2006

## 21-PRECINCT 21

A- # OF Absentee Ballots 4  
M- # OF Machine Ballots 173  
P- # OF Provisional Ballots 0

PRECINCT STATUS: REPORTED

PUBLIC COUNT: 177  
VOTER TURNOUT: 25.88%

### VOTES

A	M	P	TOTAL	%	
VOTES= 116					(R) United States Senator
3	113	0	116	100.00%	VOTE FOR 1 RICHARD G. LUGAR
VOTES= 0					(D) United States Senator
0	0	0	0	0.00%	VOTE FOR 1 NO CANDIDATE
VOTES= 123					(R) US Representative Dist 4
3	87	0	90	73.17%	VOTE FOR 1 STEVE BUYER
1	32	0	33	26.83%	MIKE CAMPBELL
VOTES= 39					(D) US Representative Dist 4
0	10	0	10	25.64%	VOTE FOR 1 RICK CORNSTUBLE
0	11	0	11	28.21%	DARIN S. KINSER
0	18	0	18	46.15%	DAVID SANDERS
VOTES= 110					(R) State Representative District 38
2	108	0	110	100.00%	VOTE FOR 1 JAMES (JIM) R. BUCK
VOTES= 0					(D) State Representative District 38
0	0	0	0	0.00%	VOTE FOR 1 NO CANDIDATE
VOTES= 106					(R) Judge Circuit Court 45th Circuit
2	104	0	106	100.00%	VOTE FOR 1 LINLEY E. PEARSON
VOTES= 0					(D) Judge Circuit Court 45th Circuit
0	0	0	0	0.00%	VOTE FOR 1 NO CANDIDATE
VOTES= 124					(R) Prosecuting Attorney 45th Circ
2	92	0	94	75.81%	VOTE FOR 1 ANTHONY J. SOMMER
2	28	0	30	24.19%	F. SCOTT STUARD
VOTES= 32					(D) Prosecuting Attorney 45th Circ
0	32	0	32	100.00%	VOTE FOR 1 LOUIS D. EVANS
VOTES= 112					(R) Clerk Of The Circuit Court
2	110	0	112	100.00%	VOTE FOR 1 LAURA HUFFER

## Precinct Summary Report

Clinton County, Indiana  
 CLINTON COUNTY, IN - 2006 Primary Election  
 Election Date: 5/2/2006

## 21-PRECINCT 21

A- # OF Absentee Ballots 4  
 M- # OF Machine Ballots 173  
 P- # OF Provisional Ballots 0  
 PRECINCT STATUS: REPORTED

PUBLIC COUNT: 177

VOTER TURNOUT: 25.88%

----- VOTES -----				
A	M	P	TOTAL	%
VOTES= 0				
0	0	0	0	0.00%
(D) Clerk Of The Circuit Court VOTE FOR 1 NO CANDIDATE				
VOTES= 98				
2	96	0	98	100.00%
(R) County Auditor VOTE FOR 1 JACQUELINE R. CLEMENTS				
VOTES= 0				
0	0	0	0	0.00%
(D) County Auditor VOTE FOR 1 NO CANDIDATE				
VOTES= 105				
2	103	0	105	100.00%
(R) County Sheriff VOTE FOR 1 MARK A. MITCHELL				
VOTES= 0				
0	0	0	0	0.00%
(D) County Sheriff VOTE FOR 1 NO CANDIDATE				
VOTES= 122				
3	50	0	53	43.44%
1	68	0	69	56.56%
(R) County Assessor VOTE FOR 1 KATIE FAUCETT DANA MYERS				
VOTES= 0				
0	0	0	0	0.00%
(D) County Assessor VOTE FOR 1 NO CANDIDATE				
VOTES= 124				
3	73	0	76	61.29%
1	47	0	48	38.71%
(R) County Commissioner District 3 VOTE FOR 1 MICHAEL W. CONNER WAYNE C. WILLIAMS				
VOTES= 0				
0	0	0	0	0.00%
(D) County Commissioner District 3 VOTE FOR 1 NO CANDIDATE				
VOTES= 120				
2	61	0	63	52.50%
0	21	0	21	17.50%
1	35	0	36	30.00%
(R) County Council District 4 VOTE FOR 1 ALAN DUNN JANELLA PEARCY DAVID W. TREES				
VOTES= 34				
0	34	0	34	100.00%
(D) County Council District 4 VOTE FOR 1 JEANIE BONECUTTER				

# Precinct Summary Report

Clinton County, Indiana  
 CLINTON COUNTY, IN - 2006 Primary Election  
 Election Date: 5/2/2006

## 21-PRECINCT 21

A- # OF Absentee Ballots 4  
 M- # OF Machine Ballots 173  
 P- # OF Provisional Ballots 0

PRECINCT STATUS: REPORTED

PUBLIC COUNT: 177

VOTER TURNOUT: 25.88%

----- VOTES -----					
A	M	P	TOTAL	%	
<b>VOTES= 108</b>					
3	105	0	108	100.00%	(R) Forest Township Trustee VOTE FOR 1 MATTHEW R. MCQUINN
<b>VOTES= 0</b>					
0	0	0	0	0.00%	(D) Forest Township Trustee VOTE FOR 1 NO CANDIDATE
<b>VOTES= 161</b>					
3	81	0	84	52.17%	(R) Forest Township Board Member VOTE FOR 3 BEVERLY EPPLEY
2	75	0	77	47.83%	MICHAEL TATE
<b>VOTES= 0</b>					
0	0	0	0	0.00%	(D) Forest Township Board Member VOTE FOR 3 NO CANDIDATE
<b>VOTES= 171</b>					
1	54	0	55	32.16%	Clinton Central School Board At-Lg VOTE FOR 1 BRYAN CRENSHAW
0	54	0	54	31.58%	KEVIN JOHNSTON
1	32	0	33	19.30%	BYRON D. STOCKBERGER
2	27	0	29	16.96%	ROBERT W. (ROB) SURBER, JR.
0	0	0	0	0.00%	Write-In
<b>VOTES= 164</b>					
1	40	0	41	25.00%	Clinton Central SB Kirklia Twp VOTE FOR 1 H. STEVEN NEAL
3	80	0	83	50.61%	M. ALAN STOWERS
0	40	0	40	24.39%	JAMES M. (MIKE) WELLS
0	0	0	0	0.00%	Write-In
<b>VOTES= 170</b>					
1	83	0	84	49.41%	Clinton Central SB Sugar Crk Twp VOTE FOR 1 MICHAEL (BRIAN) MARCUM
3	83	0	86	50.59%	WADE STOWERS
0	0	0	0	0.00%	Write-In



5/2/2006

07:21:33

# Precinct Summary Report

EMS

Clinton County, Indiana  
CLINTON COUNTY, IN - 2006 Primary Election  
Election Date: 5/2/2006

## 22-PRECINCT 22

A- # OF Absentee Ballots	8	PRECINCT STATUS: REPORTED
M- # OF Machine Ballots	124	
P- # OF Provisional Ballots	0	

PUBLIC COUNT: 132

VOTER TURNOUT: 31.88%

----- VOTES -----				
A	M	P	TOTAL	%
VOTES= 107				
6	101	0	107	100.00%
(R) United States Senator VOTE FOR 1 RICHARD G. LUGAR				
VOTES= 0				
0	0	0	0	0.00%
(D) United States Senator VOTE FOR 1 NO CANDIDATE				
VOTES= 105				
6	84	0	90	85.71%
0	15	0	15	14.29%
(R) US Representative Dist 4 VOTE FOR 1 STEVE BUYER MIKE CAMPBELL				
VOTES= 11				
1	4	0	5	45.45%
1	2	0	3	27.27%
0	3	0	3	27.27%
(D) US Representative Dist 4 VOTE FOR 1 RICK CORNSTUBLE DARIN S. KINSER DAVID SANDERS				
VOTES= 104				
1	13	0	14	13.46%
1	29	0	30	28.85%
2	23	0	25	24.04%
2	33	0	35	33.65%
(R) State Senator District 23 VOTE FOR 1 PHILIP L. (PHIL) BOOTS JAMES R. DETAMORE SUSAN B. MCGRADY RICHARD (DICK) THOMPSON				
VOTES= 0				
0	0	0	0	0.00%
(D) State Senator District 23 VOTE FOR 1 NO CANDIDATE				
VOTES= 101				
5	96	0	101	100.00%
(R) State Representative District 38 VOTE FOR 1 JAMES (JIM) R. BUCK				
VOTES= 0				
0	0	0	0	0.00%
(D) State Representative District 38 VOTE FOR 1 NO CANDIDATE				
VOTES= 107				
6	101	0	107	100.00%
(R) Judge Circuit Court 45th Circuit VOTE FOR 1 LINLEY E. PEARSON				
VOTES= 0				
0	0	0	0	0.00%
(D) Judge Circuit Court 45th Circuit VOTE FOR 1 NO CANDIDATE				
VOTES= 105				
2	46	0	48	45.71%
4	53	0	57	54.29%
(R) Prosecuting Attorney 45th Circ VOTE FOR 1 ANTHONY J. SOMMER F. SCOTT STUARD				

5/2/2006

07:21:33

# Precinct Summary Report

EMS

Clinton County, Indiana  
 CLINTON COUNTY, IN - 2006 Primary Election  
 Election Date: 5/2/2006

## 22-PRECINCT 22

A- # OF Absentee Ballots 8  
 M- # OF Machine Ballots 124  
 P- # OF Provisional Ballots 0

PRECINCT STATUS: REPORTED

PUBLIC COUNT: 132

VOTER TURNOUT: 31.88%

----- VOTES -----				
A	M	P	TOTAL	%
VOTES= 13				
2	11	0	13	100.00%
(D) Prosecuting Attorney 45th Circ VOTE FOR 1 LOUIS D. EVANS				
VOTES= 94				
5	89	0	94	100.00%
(R) Clerk Of The Circuit Court VOTE FOR 1 LAURA HUFFER				
VOTES= 0				
0	0	0	0	0.00%
(D) Clerk Of The Circuit Court VOTE FOR 1 NO CANDIDATE				
VOTES= 98				
5	93	0	98	100.00%
(R) County Auditor VOTE FOR 1 JACQUELINE R. CLEMENTS				
VOTES= 0				
0	0	0	0	0.00%
(D) County Auditor VOTE FOR 1 NO CANDIDATE				
VOTES= 99				
5	94	0	99	100.00%
(R) County Sheriff VOTE FOR 1 MARK A. MITCHELL				
VOTES= 0				
0	0	0	0	0.00%
(D) County Sheriff VOTE FOR 1 NO CANDIDATE				
VOTES= 112				
1	36	0	37	33.04%
5	70	0	75	66.96%
(R) County Assessor VOTE FOR 1 KATIE FAUCETT DANA MYERS				
VOTES= 0				
0	0	0	0	0.00%
(D) County Assessor VOTE FOR 1 NO CANDIDATE				
VOTES= 115				
2	59	0	61	53.04%
4	50	0	54	46.96%
(R) County Commissioner District 3 VOTE FOR 1 MICHAEL W. CONNER WAYNE C. WILLIAMS				
VOTES= 0				
0	0	0	0	0.00%
(D) County Commissioner District 3 VOTE FOR 1 NO CANDIDATE				

# Precinct Summary Report

Clinton County, Indiana  
 CLINTON COUNTY, IN - 2006 Primary Election  
 Election Date: 5/2/2006

22-PRECINCT 22

A- # OF Absentee Ballots 8  
 M- # OF Machine Ballots 124  
 P- # OF Provisional Ballots 0  
 PRECINCT STATUS: REPORTED

PUBLIC COUNT: 132  
 VOTER TURNOUT: 31.88%

----- VOTES -----

A	M	P	TOTAL	%	
VOTES= 108					(R) County Council District 4
VOTE FOR 1					
1	35	0	36	33.33%	ALAN DUNN
3	39	0	42	38.89%	JANELLA PEARCY
1	29	0	30	27.78%	DAVID W. TREES
VOTES= 13					(D) County Council District 4
VOTE FOR 1					
2	11	0	13	100.00%	JEANIE BONECUTTER
VOTES= 110					(R) Jackson Township Trustee
VOTE FOR 1					
5	105	0	110	100.00%	MARVIN REAGAN
VOTES= 0					(D) Jackson Township Trustee
VOTE FOR 1					
0	0	0	0	0.00%	NO CANDIDATE
VOTES= 252					(R) Jackson Township Board
VOTE FOR 3					
6	84	0	90	35.71%	DAN R. COAPSTICK
5	84	0	89	35.32%	JAMES A. MENNEN
5	68	0	73	28.97%	ROBERT M. MOORE
VOTES= 0					(D) Jackson Township Board
VOTE FOR 3					
0	0	0	0	0.00%	NO CANDIDATE
VOTES= 123					Clinton Prairie School Board At-Lg
VOTE FOR 1					
4	54	0	58	47.15%	MARY A. (ALICE) BELL
4	61	0	65	52.85%	CRAIG SEAGER
0	0	0	0	0.00%	Write-In
VOTES= 98					Clinton Prairie SB Washington Twp
VOTE FOR 1					
7	91	0	98	100.00%	TIMOTHY M. SNYDER
0	0	0	0	0.00%	Write-In

5/2/2006

07:21:38

# Precinct Summary Report

EMS

Clinton County, Indiana  
 CLINTON COUNTY, IN - 2006 Primary Election  
 Election Date: 5/2/2006

## 23-PRECINCT 23

A- # OF Absentee Ballots 7  
 M- # OF Machine Ballots 136  
 P- # OF Provisional Ballots 0

PRECINCT STATUS: REPORTED

PUBLIC COUNT: 143

VOTER TURNOUT: 28.71%

### ----- VOTES -----

A	M	P	TOTAL	%	
VOTES= 100					(R) United States Senator
4	96	0	100	100.00%	VOTE FOR 1 RICHARD G. LUGAR
VOTES= 0					(D) United States Senator
0	0	0	0	0.00%	VOTE FOR 1 NO CANDIDATE
VOTES= 100					(R) US Representative Dist 4
4	76	0	80	80.00%	VOTE FOR 1 STEVE BUYER
0	20	0	20	20.00%	MIKE CAMPBELL
VOTES= 21					(D) US Representative Dist 4
1	4	0	5	23.81%	VOTE FOR 1 RICK CORNSTUBLE
0	3	0	3	14.29%	DARIN S. KINSER
0	13	0	13	61.90%	DAVID SANDERS
VOTES= 109					(R) State Senator District 23
0	28	0	28	25.69%	VOTE FOR 1 PHILIP L. (PHIL) BOOTS
2	40	0	42	38.53%	JAMES R. DETAMORE
0	10	0	10	9.17%	SUSAN B. MCGRADY
1	28	0	29	26.61%	RICHARD (DICK) THOMPSON
VOTES= 0					(D) State Senator District 23
0	0	0	0	0.00%	VOTE FOR 1 NO CANDIDATE
VOTES= 95					(R) State Representative District 38
3	92	0	95	100.00%	VOTE FOR 1 JAMES (JIM) R. BUCK
VOTES= 0					(D) State Representative District 38
0	0	0	0	0.00%	VOTE FOR 1 NO CANDIDATE
VOTES= 105					(R) Judge Circuit Court 45th Circuit
4	101	0	105	100.00%	VOTE FOR 1 LINLEY E. PEARSON
VOTES= 0					(D) Judge Circuit Court 45th Circuit
0	0	0	0	0.00%	VOTE FOR 1 NO CANDIDATE
VOTES= 111					(R) Prosecuting Attorney 45th Circ
1	47	0	48	43.24%	VOTE FOR 1 ANTHONY J. SOMMER
5	58	0	63	56.76%	F. SCOTT STUARD

# Precinct Summary Report

Clinton County, Indiana  
 CLINTON COUNTY, IN - 2006 Primary Election  
 Election Date: 5/2/2006

## 23-PRECINCT 23

A- # OF Absentee Ballots 7  
 M- # OF Machine Ballots 136  
 P- # OF Provisional Ballots 0

PRECINCT STATUS: REPORTED

PUBLIC COUNT: 143

VOTER TURNOUT: 28.71%

----- VOTES -----				
A	M	P	TOTAL	%
VOTES= 19				
1	18	0	19	100.00%
(D) Prosecuting Attorney 45th Circ VOTE FOR 1 LOUIS D. EVANS				
VOTES= 94				
4	90	0	94	100.00%
(R) Clerk Of The Circuit Court VOTE FOR 1 LAURA HUFFER				
VOTES= 0				
0	0	0	0	0.00%
(D) Clerk Of The Circuit Court VOTE FOR 1 NO CANDIDATE				
VOTES= 94				
2	92	0	94	100.00%
(R) County Auditor VOTE FOR 1 JACQUELINE R. CLEMENTS				
VOTES= 0				
0	0	0	0	0.00%
(D) County Auditor VOTE FOR 1 NO CANDIDATE				
VOTES= 98				
3	95	0	98	100.00%
(R) County Sheriff VOTE FOR 1 MARK A. MITCHELL				
VOTES= 0				
0	0	0	0	0.00%
(D) County Sheriff VOTE FOR 1 NO CANDIDATE				
VOTES= 115				
0	39	0	39	33.91%
6	70	0	76	66.09%
(R) County Assessor VOTE FOR 1 KATIE FAUCETT DANA MYERS				
VOTES= 0				
0	0	0	0	0.00%
(D) County Assessor VOTE FOR 1 NO CANDIDATE				
VOTES= 114				
4	56	0	60	52.63%
2	52	0	54	47.37%
(R) County Commissioner District 3 VOTE FOR 1 MICHAEL W. CONNER WAYNE C. WILLIAMS				
VOTES= 0				
0	0	0	0	0.00%
(D) County Commissioner District 3 VOTE FOR 1 NO CANDIDATE				

5/2/2006

07:21:38

# Precinct Summary Report

EMS

Clinton County, Indiana  
 CLINTON COUNTY, IN - 2006 Primary Election  
 Election Date: 5/2/2006

23-PRECINCT 23

A- # OF Absentee Ballots 7  
 M- # OF Machine Ballots 136  
 P- # OF Provisional Ballots 0

PRECINCT STATUS: REPORTED

PUBLIC COUNT: 143

VOTER TURNOUT: 28.71%

----- VOTES -----				
A	M	P	TOTAL	%
VOTES= 113				
(R) County Council District 4				
VOTE FOR 1				
0	20	0	20	17.70%
6	52	0	58	51.33%
0	35	0	35	30.97%
(R) County Council District 4				
VOTE FOR 1				
1	19	0	20	100.00%
(D) County Council District 4				
VOTE FOR 1				
1	19	0	20	100.00%
(R) Jackson Township Trustee				
VOTE FOR 1				
2	96	0	98	100.00%
(D) Jackson Township Trustee				
VOTE FOR 1				
0	0	0	0	0.00%
(R) Jackson Township Board				
VOTE FOR 3				
4	82	0	86	37.23%
2	74	0	76	32.90%
2	67	0	69	29.87%
(D) Jackson Township Board				
VOTE FOR 3				
0	0	0	0	0.00%
Clinton Prairie School Board At-Lg				
VOTE FOR 1				
1	51	0	52	38.24%
4	80	0	84	61.76%
0	0	0	0	0.00%
Clinton Prairie SB Washington Twp				
VOTE FOR 1				
4	113	0	117	100.00%
0	0	0	0	0.00%

5/2/2006

07:21:25

# Precinct Summary Report

EMS

Clinton County, Indiana  
 CLINTON COUNTY, IN - 2006 Primary Election  
 Election Date: 5/2/2006

## 24-PRECINCT 24

A- # OF Absentee Ballots 4  
 M- # OF Machine Ballots 94  
 P- # OF Provisional Ballots 0

PRECINCT STATUS: REPORTED

PUBLIC COUNT: 98

VOTER TURNOUT: 26.56%

----- VOTES -----					
A	M	P	TOTAL	%	
VOTES= 63					
4	59	0	63	100.00%	(R) United States Senator VOTE FOR 1 RICHARD G. LUGAR
VOTES= 0					
0	0	0	0	0.00%	(D) United States Senator VOTE FOR 1 NO CANDIDATE
VOTES= 67					
3	48	0	51	76.12%	(R) US Representative Dist 4 VOTE FOR 1 STEVE BUYER
1	15	0	16	23.88%	MIKE CAMPBELL
VOTES= 23					
0	9	0	9	39.13%	(D) US Representative Dist 4 VOTE FOR 1 RICK CORNSTUBLE
0	3	0	3	13.04%	DARIN S. KINSER
0	11	0	11	47.83%	DAVID SANDERS
VOTES= 63					
4	59	0	63	100.00%	(R) State Representative District 38 VOTE FOR 1 JAMES (JIM) R. BUCK
VOTES= 0					
0	0	0	0	0.00%	(D) State Representative District 38 VOTE FOR 1 NO CANDIDATE
VOTES= 64					
4	60	0	64	100.00%	(R) Judge Circuit Court 45th Circuit VOTE FOR 1 LINLEY E. PEARSON
VOTES= 0					
0	0	0	0	0.00%	(D) Judge Circuit Court 45th Circuit VOTE FOR 1 NO CANDIDATE
VOTES= 69					
3	53	0	56	81.16%	(R) Prosecuting Attorney 45th Circ VOTE FOR 1 ANTHONY J. SOMMER
1	12	0	13	18.84%	F. SCOTT STUARD
VOTES= 19					
0	19	0	19	100.00%	(D) Prosecuting Attorney 45th Circ VOTE FOR 1 LOUIS D. EVANS
VOTES= 65					
4	61	0	65	100.00%	(R) Clerk Of The Circuit Court VOTE FOR 1. LAURA HUFFER

5/2/2006

07:21:25

# Precinct Summary Report

EMS

Clinton County, Indiana  
 CLINTON COUNTY, IN - 2006 Primary Election  
 Election Date: 5/2/2006

## 24-PRECINCT 24

A- # OF Absentee Ballots 4  
 M- # OF Machine Ballots 94  
 P- # OF Provisional Ballots 0

PRECINCT STATUS: REPORTED

PUBLIC COUNT: 98

VOTER TURNOUT: 26.56%

### VOTES

A	M	P	TOTAL	%	
VOTES= 0					(D) Clerk Of The Circuit Court
0	0	0	0	0.00%	VOTE FOR 1 NO CANDIDATE
VOTES= 63					(R) County Auditor
4	59	0	63	100.00%	VOTE FOR 1 JACQUELINE R. CLEMENTS
VOTES= 0					(D) County Auditor
0	0	0	0	0.00%	VOTE FOR 1 NO CANDIDATE
VOTES= 60					(R) County Sheriff
2	58	0	60	100.00%	VOTE FOR 1 MARK A. MITCHELL
VOTES= 0					(D) County Sheriff
0	0	0	0	0.00%	VOTE FOR 1 NO CANDIDATE
VOTES= 67					(R) County Assessor
0	20	0	20	29.85%	VOTE FOR 1 KATIE FAUCETT
4	43	0	47	70.15%	DANA MYERS
VOTES= 0					(D) County Assessor
0	0	0	0	0.00%	VOTE FOR 1 NO CANDIDATE
VOTES= 70					(R) County Commissioner District 3
3	40	0	43	61.43%	VOTE FOR 1 MICHAEL W. CONNER
1	26	0	27	38.57%	WAYNE C. WILLIAMS
VOTES= 0					(D) County Commissioner District 3
0	0	0	0	0.00%	VOTE FOR 1 NO CANDIDATE
VOTES= 71					(R) County Council District 4
4	38	0	42	59.15%	VOTE FOR 1 ALAN DUNN
0	11	0	11	15.49%	JANELLA PEARCY
0	18	0	18	25.35%	DAVID W. TREES
VOTES= 21					(D) County Council District 4
0	21	0	21	100.00%	VOTE FOR 1 JEANIE BONECUTTER



5/2/2006

07:21:25

# Precinct Summary Report

EMS

Clinton County, Indiana

CLINTON COUNTY, IN - 2006 Primary Election

Election Date: 5/2/2006

## 24-PRECINCT 24

A- # OF Absentee Ballots 4  
 M- # OF Machine Ballots 94  
 P- # OF Provisional Ballots 0

PRECINCT STATUS: REPORTED

PUBLIC COUNT: 98

VOTER TURNOUT: 26.56%

### ----- VOTES -----

A	M	P	TOTAL	%	
VOTES= 55					(R) Johnson Township Trustee
4	51	0	55	100.00%	VOTE FOR 1 KIM R. RAWLINGS
VOTES= 0					(D) Johnson Township Trustee
0	0	0	0	0.00%	VOTE FOR 1 NO CANDIDATE
VOTES= 0					(R) Johnson Township Board
0	0	0	0	0.00%	VOTE FOR 3 NO CANDIDATE
VOTES= 0					(D) Johnson Township Board
0	0	0	0	0.00%	VOTE FOR 3 NO CANDIDATE
VOTES= 92					Clinton Central School Board At-Lg
2	36	0	38	41.30%	VOTE FOR 1 BRYAN CRENSHAW
0	16	0	16	17.39%	KEVIN JOHNSTON
1	24	0	25	27.17%	BYRON D. STOCKBERGER
0	13	0	13	14.13%	ROBERT W. (ROB) SURBER, JR.
0	0	0	0	0.00%	Write-In
VOTES= 91					Clinton Central SB Kirclin Twp
2	22	0	24	26.37%	VOTE FOR 1 H. STEVEN NEAL
1	45	0	46	50.55%	M. ALAN STOWERS
0	21	0	21	23.08%	JAMES M. (MIKE) WELLS
0	0	0	0	0.00%	Write-In
VOTES= 90					Clinton Central SB Sugar Crk Twp
2	40	0	42	46.67%	VOTE FOR 1 MICHAEL (BRIAN) MARCUM
1	47	0	48	53.33%	WADE STOWERS
0	0	0	0	0.00%	Write-In

5/2/2006

07:50:01

## Precinct Summary Report

EMS

Clinton County, Indiana

CLINTON COUNTY, IN - 2006 Primary Election

Election Date: 5/2/2006

## 25-PRECINCT 25

A- # OF Absentee Ballots 17  
 M- # OF Machine Ballots 92  
 P- # OF Provisional Ballots 0

PRECINCT STATUS: REPORTED

PUBLIC COUNT: 109

VOTER TURNOUT: 20.60%

-----VOTES-----					
A	M	P	TOTAL	%	
VOTES= 59					(R) United States Senator
					VOTE FOR 1
7	52	0	59	100.00%	RICHARD G. LUGAR
VOTES= 0					(D) United States Senator
					VOTE FOR 1
0	0	0	0	0.00%	NO CANDIDATE
VOTES= 58					(R) US Representative Dist 4
					VOTE FOR 1
6	38	0	44	75.86%	STEVE BUYER
2	12	0	14	24.14%	MIKE CAMPBELL
VOTES= 28					(D) US Representative Dist 4
					VOTE FOR 1
3	10	0	13	46.43%	RICK CORNSTUBLE
0	2	0	2	7.14%	DARIN S. KINSER
1	12	0	13	46.43%	DAVID SANDERS
VOTES= 60					(R) State Senator District 23
					VOTE FOR 1
1	17	0	18	30.00%	PHILIP L. (PHIL) BOOTS
2	16	0	18	30.00%	JAMES R. DETAMORE
0	11	0	11	18.33%	SUSAN B. MCGRADY
1	12	0	13	21.67%	RICHARD (DICK) THOMPSON
VOTES= 51					(R) State Representative District 38
					VOTE FOR 1
3	48	0	51	100.00%	JAMES (JIM) R. BUCK
VOTES= 0					(D) State Representative District 38
					VOTE FOR 1
0	0	0	0	0.00%	NO CANDIDATE
VOTES= 55					(R) Judge Circuit Court 45th Circuit
					VOTE FOR 1
2	53	0	55	100.00%	LINLEY E. PEARSON
VOTES= 0					(D) Judge Circuit Court 45th Circuit
					VOTE FOR 1
0	0	0	0	0.00%	NO CANDIDATE
VOTES= 64					(R) Prosecuting Attorney 45th Circ
					VOTE FOR 1
3	37	0	40	62.50%	ANTHONY J. SOMMER
3	21	0	24	37.50%	F. SCOTT STUARD
VOTES= 26					(D) Prosecuting Attorney 45th Circ
					VOTE FOR 1
2	24	0	26	100.00%	LOUIS D. EVANS

5/2/2006

07:50:01

# Precinct Summary Report

EMS

Clinton County, Indiana  
 CLINTON COUNTY, IN - 2006 Primary Election  
 Election Date: 5/2/2006

## 25-PRECINCT 25

A- # OF Absentee Ballots 17  
 M- # OF Machine Ballots 92  
 P- # OF Provisional Ballots 0

PRECINCT STATUS: REPORTED

PUBLIC COUNT: 109

VOTER TURNOUT: 20.60%

----- VOTES -----				
A	M	P	TOTAL	%
VOTES= 56				
5	51	0	56	100.00%
(R) Clerk Of The Circuit Court VOTE FOR 1 LAURA HUFFER				
VOTES= 0				
0	0	0	0	0.00%
(D) Clerk Of The Circuit Court VOTE FOR 1 NO CANDIDATE				
VOTES= 51				
2	49	0	51	100.00%
(R) County Auditor VOTE FOR 1 JACQUELINE R. CLEMENTS				
VOTES= 0				
0	0	0	0	0.00%
(D) County Auditor VOTE FOR 1 NO CANDIDATE				
VOTES= 54				
4	50	0	54	100.00%
(R) County Sheriff VOTE FOR 1 MARK A. MITCHELL				
VOTES= 0				
0	0	0	0	0.00%
(D) County Sheriff VOTE FOR 1 NO CANDIDATE				
VOTES= 67				
4	36	0	40	59.70%
4	23	0	27	40.30%
(R) County Assessor VOTE FOR 1 KATIE FAUCETT DANA MYERS				
VOTES= 0				
0	0	0	0	0.00%
(D) County Assessor VOTE FOR 1 NO CANDIDATE				
VOTES= 60				
2	35	0	37	61.67%
2	21	0	23	38.33%
(R) County Commissioner District 3 VOTE FOR 1 MICHAEL W. CONNER WAYNE C. WILLIAMS				
VOTES= 0				
0	0	0	0	0.00%
(D) County Commissioner District 3 VOTE FOR 1 NO CANDIDATE				
VOTES= 68				
7	25	0	32	47.06%
1	13	0	14	20.59%
1	21	0	22	32.35%
(R) County Council District 4 VOTE FOR 1 ALAN DUNN JANELLA PEARCY DAVID W. TREES				

5/2/2006

07:50:01

# Precinct Summary Report

EMS

Clinton County, Indiana  
CLINTON COUNTY, IN - 2006 Primary Election  
Election Date: 5/2/2006

## 25-PRECINCT 25

A- # OF Absentee Ballots 17  
M- # OF Machine Ballots 92  
P- # OF Provisional Ballots 0

PRECINCT STATUS: REPORTED

PUBLIC COUNT: 109

VOTER TURNOUT: 20.60%

----- VOTES -----					
A	M	P	TOTAL	%	
<b>VOTES= 32</b>					
5	27	0	32	100.00%	(D) County Council District 4 VOTE FOR 1 JEANIE BONECUTTER
<b>VOTES= 0</b>					
0	0	0	0	0.00%	(R) Kirklın Township Trustee VOTE FOR 1 NO CANDIDATE
<b>VOTES= 34</b>					
5	29	0	34	100.00%	(D) Kirklın Township Trustee VOTE FOR 1 CAROLYN K. MCQUINN
<b>VOTES= 58</b>					
2	56	0	58	100.00%	(R) Kirklın Township Board Member VOTE FOR 3 ROGER A. MCCLAIN
<b>VOTES= 42</b>					
2	18	0	20	47.62%	(D) Kirklın Township Board Member VOTE FOR 3 RICHARD C. DUNN JOHN W. GRICE
3	19	0	22	52.38%	
<b>VOTES= 98</b>					
9	29	0	38	38.78%	Clinton Central School Board At-Lg VOTE FOR 1 BRYAN CRENSHAW KEVIN JOHNSTON BYRON D. STOCKBERGER ROBERT W. (ROB) SURBER, JR. Write-In
1	23	0	24	24.49%	
2	19	0	21	21.43%	
1	14	0	15	15.31%	
0	0	0	0	0.00%	
<b>VOTES= 105</b>					
6	17	0	23	21.90%	Clinton Central SB Kirklın Twp VOTE FOR 1 H. STEVEN NEAL M. ALAN STOWERS JAMES M. (MIKE) WELLS Write-In
9	55	0	64	60.95%	
0	18	0	18	17.14%	
0	0	0	0	0.00%	
<b>VOTES= 103</b>					
6	24	0	30	29.13%	Clinton Central SB Sugar Crk Twp VOTE FOR 1 MICHAEL (BRIAN) MARCUM WADE STOWERS Write-In
8	65	0	73	70.87%	
0	0	0	0	0.00%	

5/2/2006

07:50:08

# Precinct Summary Report

EMS

Clinton County, Indiana  
CLINTON COUNTY, IN - 2006 Primary Election  
Election Date: 5/2/2006

## 26-PRECINCT 26

A- # OF Absentee Ballots 12  
M- # OF Machine Ballots 149  
P- # OF Provisional Ballots 0

PRECINCT STATUS: REPORTED

PUBLIC COUNT: 161

VOTER TURNOUT: 32.92%

----- VOTES -----					
A	M	P	TOTAL	%	
VOTES= 124					
10	114	0	124	100.00%	(R) United States Senator VOTE FOR 1 RICHARD G. LUGAR
VOTES= 0					
0	0	0	0	0.00%	(D) United States Senator VOTE FOR 1 NO CANDIDATE
VOTES= 129					
10	94	0	104	80.62%	(R) US Representative Dist 4 VOTE FOR 1 STEVE BUYER
1	24	0	25	19.38%	MIKE CAMPBELL
VOTES= 18					
0	6	0	6	33.33%	(D) US Representative Dist 4 VOTE FOR 1 RICK CORNSTUBLE
0	6	0	6	33.33%	DARIN S. KINSER
0	6	0	6	33.33%	DAVID SANDERS
VOTES= 126					
1	22	0	23	18.25%	(R) State Senator District 23 VOTE FOR 1 PHILIP L. (PHIL) BOOTS
2	28	0	30	23.81%	JAMES R. DETAMORE
1	21	0	22	17.46%	SUSAN B. MCGRADY
7	44	0	51	40.48%	RICHARD (DICK) THOMPSON
VOTES= 121					
12	109	0	121	100.00%	(R) State Representative District 38 VOTE FOR 1 JAMES (JIM) R. BUCK
VOTES= 0					
0	0	0	0	0.00%	(D) State Representative District 38 VOTE FOR 1 NO CANDIDATE
VOTES= 123					
9	114	0	123	100.00%	(R) Judge Circuit Court 45th Circuit VOTE FOR 1 LINLEY E. PEARSON
VOTES= 0					
0	0	0	0	0.00%	(D) Judge Circuit Court 45th Circuit VOTE FOR 1 NO CANDIDATE
VOTES= 123					
8	77	0	85	69.11%	(R) Prosecuting Attorney 45th Circ VOTE FOR 1 ANTHONY J. SOMMER
3	35	0	38	30.89%	F. SCOTT STUARD
VOTES= 18					
0	18	0	18	100.00%	(D) Prosecuting Attorney 45th Circ VOTE FOR 1 LOUIS D. EVANS

5/2/2006

07:50:09

# Precinct Summary Report

EMS

Clinton County, Indiana  
 CLINTON COUNTY, IN - 2006 Primary Election  
 Election Date: 5/2/2006

## 26-PRECINCT 26

A- # OF Absentee Ballots 12  
 M- # OF Machine Ballots 149  
 P- # OF Provisional Ballots 0

PRECINCT STATUS: REPORTED

PUBLIC COUNT: 161

VOTER TURNOUT: 32.92%

----- VOTES -----				
A	M	P	TOTAL	%
VOTES= 119				
10	109	0	119	100.00%
(R) Clerk Of The Circuit Court VOTE FOR 1 LAURA HUFFER				
VOTES= 0				
0	0	0	0	0.00%
(D) Clerk Of The Circuit Court VOTE FOR 1 NO CANDIDATE				
VOTES= 120				
10	110	0	120	100.00%
(R) County Auditor VOTE FOR 1 JACQUELINE R. CLEMENTS				
VOTES= 0				
0	0	0	0	0.00%
(D) County Auditor VOTE FOR 1 NO CANDIDATE				
VOTES= 123				
9	114	0	123	100.00%
(R) County Sheriff VOTE FOR 1 MARK A. MITCHELL				
VOTES= 0				
0	0	0	0	0.00%
(D) County Sheriff VOTE FOR 1 NO CANDIDATE				
VOTES= 132				
2	60	0	62	46.97%
9	61	0	70	53.03%
(R) County Assessor VOTE FOR 1 KATIE FAUCETT DANA MYERS				
VOTES= 0				
0	0	0	0	0.00%
(D) County Assessor VOTE FOR 1 NO CANDIDATE				
VOTES= 132				
3	75	0	78	59.09%
7	47	0	54	40.91%
(R) County Commissioner District 3 VOTE FOR 1 MICHAEL W. CONNER WAYNE C. WILLIAMS				
VOTES= 0				
0	0	0	0	0.00%
(D) County Commissioner District 3 VOTE FOR 1 NO CANDIDATE				
VOTES= 132				
8	79	0	87	65.91%
0	14	0	14	10.61%
3	28	0	31	23.48%
(R) County Council District 4 VOTE FOR 1 ALAN DUNN JANELLA PEARCY DAVID W. TREES				

# Precinct Summary Report

Clinton County, Indiana  
 CLINTON COUNTY, IN - 2006 Primary Election  
 Election Date: 5/2/2006

26-PRECINCT 26

A- # OF Absentee Ballots 12  
 M- # OF Machine Ballots 149  
 P- # OF Provisional Ballots 0  
 PRECINCT STATUS: REPORTED

PUBLIC COUNT: 161  
 VOTER TURNOUT: 32.92%

----- VOTES -----					
A	M	P	TOTAL	%	
VOTES= 22					
0	22	0	22	100.00%	(D) County Council District 4 VOTE FOR 1 JEANIE BONECUTTER
VOTES= 0					
0	0	0	0	0.00%	(R) KirklIn Township Trustee VOTE FOR 1 NO CANDIDATE
VOTES= 21					
0	21	0	21	100.00%	(D) KirklIn Township Trustee VOTE FOR 1 CAROLYN K. MCQUINN
VOTES= 114					
9	105	0	114	100.00%	(R) KirklIn Township Board Member VOTE FOR 3 ROGER A. MCCLAIN
VOTES= 26					
0	14	0	14	53.85%	(D) KirklIn Township Board Member VOTE FOR 3 RICHARD C. DUNN
0	12	0	12	46.15%	JOHN W. GRICE
VOTES= 153					
11	73	0	84	54.90%	Clinton Central School Board At-Lg VOTE FOR 1 BRYAN CRENSHAW
0	32	0	32	20.92%	KEVIN JOHNSTON
1	18	0	19	12.42%	BYRON D. STOCKBERGER
0	18	0	18	11.76%	ROBERT W. (ROB) SURBER, JR.
0	0	0	0	0.00%	Write-In
VOTES= 156					
5	45	0	50	32.05%	Clinton Central SB KirklIn Twp VOTE FOR 1 H. STEVEN NEAL
7	73	0	80	51.28%	M. ALAN STOWERS
0	26	0	26	16.67%	JAMES M. (MIKE) WELLS
0	0	0	0	0.00%	Write-In
VOTES= 156					
1	50	0	51	32.69%	Clinton Central SB Sugar Crk Twp VOTE FOR 1 MICHAEL (BRIAN) MARCUM
11	94	0	105	67.31%	WADE STOWERS
0	0	0	0	0.00%	Write-In

# Precinct Summary Report

Clinton County, Indiana  
 CLINTON COUNTY, IN - 2006 Primary Election  
 Election Date: 5/2/2006

27-PRECINCT 27

A- # OF Absentee Ballots 7 PRECINCT STATUS: REPORTED  
 M- # OF Machine Ballots 170  
 P- # OF Provisional Ballots 0

PUBLIC COUNT: 177

VOTER TURNOUT: 18.10%

----- VOTES -----					
A	M	P	TOTAL	%	
VOTES= 109 (R) United States Senator					
VOTE FOR 1					
6	103	0	109	100.00%	RICHARD G. LUGAR
VOTES= 0 (D) United States Senator					
VOTE FOR 1					
0	0	0	0	0.00%	NO CANDIDATE
VOTES= 115 (R) US Representative Dist 4					
VOTE FOR 1					
6	88	0	94	81.74%	STEVE BUYER
0	21	0	21	18.26%	MIKE CAMPBELL
VOTES= 45 (D) US Representative Dist 4					
VOTE FOR 1					
0	11	0	11	24.44%	RICK CORNSTUBLE
1	7	0	8	17.78%	DARIN S. KINSER
0	26	0	26	57.78%	DAVID SANDERS
VOTES= 113 (R) State Senator District 23					
VOTE FOR 1					
0	25	0	25	22.12%	PHILIP L. (PHIL) BOOTS
1	30	0	31	27.43%	JAMES R. DETAMORE
0	19	0	19	16.81%	SUSAN B. MCGRADY
5	33	0	38	33.63%	RICHARD (DICK) THOMPSON
VOTES= 0 (D) State Senator District 23					
VOTE FOR 1					
0	0	0	0	0.00%	NO CANDIDATE
VOTES= 96 (R) State Representative District 38					
VOTE FOR 1					
4	92	0	96	100.00%	JAMES (JIM) R. BUCK
VOTES= 0 (D) State Representative District 38					
VOTE FOR 1					
0	0	0	0	0.00%	NO CANDIDATE
VOTES= 109 (R) Judge Circuit Court 45th Circuit					
VOTE FOR 1					
4	105	0	109	100.00%	LINLEY E. PEARSON
VOTES= 0 (D) Judge Circuit Court 45th Circuit					
VOTE FOR 1					
0	0	0	0	0.00%	NO CANDIDATE
VOTES= 111 (R) Prosecuting Attorney 45th Circ					
VOTE FOR 1					
6	71	0	77	69.37%	ANTHONY J. SOMMER
0	34	0	34	30.63%	F. SCOTT STUARD



# Precinct Summary Report

Clinton County, Indiana  
 CLINTON COUNTY, IN - 2006 Primary Election  
 Election Date: 5/2/2006

## 27-PRECINCT 27

A- # OF Absentee Ballots 7 PRECINCT STATUS: REPORTED  
 M- # OF Machine Ballots 170  
 P- # OF Provisional Ballots 0

PUBLIC COUNT: 177

VOTER TURNOUT: 18.10%

----- VOTES -----				
A	M	P	TOTAL	%
VOTES= 34 (D) Prosecuting Attorney 45th Circ				
1	33	0	34	100.00%
VOTE FOR 1 LOUIS D. EVANS				
VOTES= 105 (R) Clerk Of The Circuit Court				
6	99	0	105	100.00%
VOTE FOR 1 LAURA HUFFER				
VOTES= 0 (D) Clerk Of The Circuit Court				
0	0	0	0	0.00%
VOTE FOR 1 NO CANDIDATE				
VOTES= 93 (R) County Auditor				
4	89	0	93	100.00%
VOTE FOR 1 JACQUELINE R. CLEMENTS				
VOTES= 0 (D) County Auditor				
0	0	0	0	0.00%
VOTE FOR 1 NO CANDIDATE				
VOTES= 101 (R) County Sheriff				
4	97	0	101	100.00%
VOTE FOR 1 MARK A. MITCHELL				
VOTES= 0 (D) County Sheriff				
0	0	0	0	0.00%
VOTE FOR 1 NO CANDIDATE				
VOTES= 111 (R) County Assessor				
2	37	0	39	35.14%
4	68	0	72	64.86%
VOTE FOR 1 KATIE FAUCETT DANA MYERS				
VOTES= 0 (D) County Assessor				
0	0	0	0	0.00%
VOTE FOR 1 NO CANDIDATE				
VOTES= 112 (R) County Commissioner District 3				
6	64	0	70	62.50%
0	42	0	42	37.50%
VOTE FOR 1 MICHAEL W. CONNER WAYNE C. WILLIAMS				
VOTES= 0 (D) County Commissioner District 3				
0	0	0	0	0.00%
VOTE FOR 1 NO CANDIDATE				
VOTES= 116 (R) County Council District 3				
0	26	0	26	22.41%
3	87	0	90	77.59%
VOTE FOR 1 JERRY COOPER RONALD A. GASCHO				

5/2/2006

07:22:29

# Precinct Summary Report

EMS

Clinton County, Indiana  
 CLINTON COUNTY, IN - 2006 Primary Election  
 Election Date: 5/2/2006

## 27-PRECINCT 27

A- # OF Absentee Ballots

7

PRECINCT STATUS: REPORTED

M- # OF Machine Ballots

170

P- # OF Provisional Ballots

0

PUBLIC COUNT: 177

VOTER TURNOUT: 18.10%

### ----- VOTES -----

A	M	P	TOTAL	%	
VOTES= 0					(D) County Council District 3
0	0	0	0	0.00%	VOTE FOR 1 NO CANDIDATE
VOTES= 0					(R) Madison Township Trustee
0	0	0	0	0.00%	VOTE FOR 1 NO CANDIDATE
VOTES= 39					(D) Madison Township Trustee
1	38	0	39	100.00%	VOTE FOR 1 ROBERT W. BAKER, JR
VOTES= 103					(R) Madison Township Board
3	100	0	103	100.00%	VOTE FOR 3 CHARLES A. ROBISON
VOTES= 42					(D) Madison Township Board
1	41	0	42	100.00%	VOTE FOR 3 RUSSELL GOOD
VOTES= 170					Clinton Prairie School Board At-Lg
2	33	0	35	20.59%	VOTE FOR 1 MARY A. (ALICE) BELL
4	131	0	135	79.41%	CRAIG SEAGER
0	0	0	0	0.00%	Write-In
VOTES= 134					Clinton Prairie SB Washington Twp
3	131	0	134	100.00%	VOTE FOR 1 TIMOTHY M. SNYDER
0	0	0	0	0.00%	Write-In

5/2/2006

07:22:34

# Precinct Summary Report

EMS

Clinton County, Indiana  
 CLINTON COUNTY, IN - 2006 Primary Election  
 Election Date: 5/2/2006

## 28-PRECINCT 28

A- # OF Absentee Ballots

7

PRECINCT STATUS: REPORTED

M- # OF Machine Ballots

138

P- # OF Provisional Ballots

0

PUBLIC COUNT: 145

VOTER TURNOUT: 24.05%

### VOTES

A	M	P	TOTAL	%	
VOTES= 97					(R) United States Senator
4	93	0	97	100.00%	VOTE FOR 1 RICHARD G. LUGAR
VOTES= 0					(D) United States Senator
0	0	0	0	0.00%	VOTE FOR 1 NO CANDIDATE
VOTES= 104					(R) US Representative Dist 4
5	65	0	70	67.31%	VOTE FOR 1 STEVE BUYER
1	33	0	34	32.69%	MIKE CAMPBELL
VOTES= 26					(D) US Representative Dist 4
1	6	0	7	26.92%	VOTE FOR 1 RICK CORNSTUBLE
0	5	0	5	19.23%	DARIN S. KINSER
0	14	0	14	53.85%	DAVID SANDERS
VOTES= 103					(R) State Senator District 23
0	16	0	16	15.53%	VOTE FOR 1 PHILIP L. (PHIL) BOOTS
1	22	0	23	22.33%	JAMES R. DETAMORE
2	26	0	28	27.18%	SUSAN B. MCGRADY
2	34	0	36	34.95%	RICHARD (DICK) THOMPSON
VOTES= 0					(D) State Senator District 23
0	0	0	0	0.00%	VOTE FOR 1 NO CANDIDATE
VOTES= 92					(R) State Representative District 38
4	88	0	92	100.00%	VOTE FOR 1 JAMES (JIM) R. BUCK
VOTES= 0					(D) State Representative District 38
0	0	0	0	0.00%	VOTE FOR 1 NO CANDIDATE
VOTES= 101					(R) Judge Circuit Court 45th Circuit
5	96	0	101	100.00%	VOTE FOR 1 LINLEY E. PEARSON
VOTES= 0					(D) Judge Circuit Court 45th Circuit
0	0	0	0	0.00%	VOTE FOR 1 NO CANDIDATE
VOTES= 98					(R) Prosecuting Attorney 45th Circ
5	48	0	53	54.08%	VOTE FOR 1 ANTHONY J. SOMMER
0	45	0	45	45.92%	F. SCOTT STUARD

5/2/2006 07:22:34

# Precinct Summary Report

EMS

Clinton County, Indiana  
 CLINTON COUNTY, IN - 2006 Primary Election  
 Election Date: 5/2/2006

## 28-PRECINCT 28

A- # OF Absentee Ballots 7  
 M- # OF Machine Ballots 138  
 P- # OF Provisional Ballots 0  
 PRECINCT STATUS: REPORTED

PUBLIC COUNT: 145

VOTER TURNOUT: 24.05%

----- VOTES -----					
A	M	P	TOTAL	%	
VOTES= 23					(D) Prosecuting Attorney 45th Circ
0	23	0	23	100.00%	VOTE FOR 1 LOUIS D. EVANS
VOTES= 78					(R) Clerk Of The Circuit Court
4	74	0	78	100.00%	VOTE FOR 1 LAURA HUFFER
VOTES= 0					(D) Clerk Of The Circuit Court
0	0	0	0	0.00%	VOTE FOR 1 NO CANDIDATE
VOTES= 83					(R) County Auditor
4	79	0	83	100.00%	VOTE FOR 1 JACQUELINE R. CLEMENTS
VOTES= 0					(D) County Auditor
0	0	0	0	0.00%	VOTE FOR 1 NO CANDIDATE
VOTES= 87					(R) County Sheriff
3	84	0	87	100.00%	VOTE FOR 1 MARK A. MITCHELL
VOTES= 0					(D) County Sheriff
0	0	0	0	0.00%	VOTE FOR 1 NO CANDIDATE
VOTES= 99					(R) County Assessor
0	40	0	40	40.40%	VOTE FOR 1 KATIE FAUCETT
5	54	0	59	59.60%	DANA MYERS
VOTES= 0					(D) County Assessor
0	0	0	0	0.00%	VOTE FOR 1 NO CANDIDATE
VOTES= 99					(R) County Commissioner District 3
5	49	0	54	54.55%	VOTE FOR 1 MICHAEL W. CONNER
1	44	0	45	45.45%	WAYNE C. WILLIAMS
VOTES= 0					(D) County Commissioner District 3
0	0	0	0	0.00%	VOTE FOR 1 NO CANDIDATE
VOTES= 105					(R) County Council District 3
2	31	0	33	31.43%	VOTE FOR 1 JERRY COOPER
2	70	0	72	68.57%	RONALD A. GASCHO

5/2/2006

07:22:34

# Precinct Summary Report

EMS

Clinton County, Indiana  
 CLINTON COUNTY, IN - 2006 Primary Election  
 Election Date: 5/2/2006

## 28-PRECINCT 28

A- # OF Absentee Ballots  
 M- # OF Machine Ballots  
 P- # OF Provisional Ballots

7

138

0

PRECINCT STATUS: REPORTED

PUBLIC COUNT: 145

VOTER TURNOUT: 24.05%

----- VOTES -----					
A	M	P	TOTAL	%	
VOTES= 0					
0	0	0	0	0.00%	(D) County Council District 3 VOTE FOR 1 NO CANDIDATE
VOTES= 0					
0	0	0	0	0.00%	(R) Madison Township Trustee VOTE FOR 1 NO CANDIDATE
VOTES= 25					
0	25	0	25	100.00%	(D) Madison Township Trustee VOTE FOR 1 ROBERT W. BAKER, JR
VOTES= 92					
2	90	0	92	100.00%	(R) Madison Township Board VOTE FOR 3 CHARLES A. ROBISON
VOTES= 27					
0	27	0	27	100.00%	(D) Madison Township Board VOTE FOR 3 RUSSELL GOOD
VOTES= 138					
1	26	0	27	19.57%	Clinton Prairie School Board At-Lg VOTE FOR 1 MARY A. (ALICE) BELL
3	108	0	111	80.43%	CRAIG SEAGER
0	0	0	0	0.00%	Write-In
VOTES= 114					
1	113	0	114	100.00%	Clinton Prairie SB Washington Twp VOTE FOR 1 TIMOTHY M. SNYDER
0	0	0	0	0.00%	Write-In

5/2/2006

07:52:53

# Precinct Summary Report

EMS

Clinton County, Indiana  
 CLINTON COUNTY, IN - 2006 Primary Election  
 Election Date: 5/2/2006

## 29-PRECINCT 29

A- # OF Absentee Ballots 10  
 M- # OF Machine Ballots 91  
 P- # OF Provisional Ballots 0  
 PRECINCT STATUS: REPORTED

PUBLIC COUNT: 101

VOTER TURNOUT: 29.88%

### VOTES

A	M	P	TOTAL	%	
VOTES= 48					(R) United States Senator
1	47	0	48	100.00%	VOTE FOR 1 RICHARD G. LUGAR
VOTES= 0					(D) United States Senator
0	0	0	0	0.00%	VOTE FOR 1 NO CANDIDATE
VOTES= 47					(R) US Representative Dist 4
1	33	0	34	72.34%	VOTE FOR 1 STEVE BUYER
0	13	0	13	27.66%	MIKE CAMPBELL
VOTES= 35					(D) US Representative Dist 4
1	13	0	14	40.00%	VOTE FOR 1 RICK CORNSTUBLE
0	4	0	4	11.43%	DARIN S. KINSER
2	15	0	17	48.57%	DAVID SANDERS
VOTES= 46					(R) State Representative District 38
1	45	0	46	100.00%	VOTE FOR 1 JAMES (JIM) R. BUCK
VOTES= 0					(D) State Representative District 38
0	0	0	0	0.00%	VOTE FOR 1 NO CANDIDATE
VOTES= 48					(R) Judge Circuit Court 45th Circuit
1	47	0	48	100.00%	VOTE FOR 1 LINLEY E. PEARSON
VOTES= 0					(D) Judge Circuit Court 45th Circuit
0	0	0	0	0.00%	VOTE FOR 1 NO CANDIDATE
VOTES= 53					(R) Prosecuting Attorney 45th Circ
1	40	0	41	77.36%	VOTE FOR 1 ANTHONY J. SOMMER
0	12	0	12	22.64%	F. SCOTT STUARD
VOTES= 40					(D) Prosecuting Attorney 45th Circ
8	32	0	40	100.00%	VOTE FOR 1 LOUIS D. EVANS
VOTES= 46					(R) Clerk Of The Circuit Court
1	45	0	46	100.00%	VOTE FOR 1 LAURA HUFFER

# Precinct Summary Report

Clinton County, Indiana  
 CLINTON COUNTY, IN - 2006 Primary Election  
 Election Date: 5/2/2006

29-PRECINCT 29

A- # OF Absentee Ballots 10  
 M- # OF Machine Ballots 91  
 P- # OF Provisional Ballots 0

PRECINCT STATUS: REPORTED

PUBLIC COUNT: 101  
 VOTER TURNOUT: 29.88%

----- VOTES -----				
A	M	P	TOTAL	%
VOTES= 0				
0	0	0	0	0.00%
(D) Clerk Of The Circuit Court VOTE FOR 1 NO CANDIDATE				
VOTES= 43				
1	42	0	43	100.00%
(R) County Auditor VOTE FOR 1 JACQUELINE R. CLEMENTS				
VOTES= 0				
0	0	0	0	0.00%
(D) County Auditor VOTE FOR 1 NO CANDIDATE				
VOTES= 48				
1	47	0	48	100.00%
(R) County Sheriff VOTE FOR 1 MARK A. MITCHELL				
VOTES= 0				
0	0	0	0	0.00%
(D) County Sheriff VOTE FOR 1 NO CANDIDATE				
VOTES= 50				
0	20	0	20	40.00%
1	29	0	30	60.00%
(R) County Assessor VOTE FOR 1 KATIE FAUCETT DANA MYERS				
VOTES= 0				
0	0	0	0	0.00%
(D) County Assessor VOTE FOR 1 NO CANDIDATE				
VOTES= 54				
0	34	0	34	62.96%
1	19	0	20	37.04%
(R) County Commissioner District 3 VOTE FOR 1 MICHAEL W. CONNER WAYNE C. WILLIAMS				
VOTES= 0				
0	0	0	0	0.00%
(D) County Commissioner District 3 VOTE FOR 1 NO CANDIDATE				
VOTES= 53				
1	18	0	19	35.85%
0	7	0	7	13.21%
0	27	0	27	50.94%
(R) County Council District 4 VOTE FOR 1 ALAN DUNN JANELLA PEARCY DAVID W. TREES				
VOTES= 33				
7	26	0	33	100.00%
(D) County Council District 4 VOTE FOR 1 JEANIE BONECUTTER				

# Precinct Summary Report

Clinton County, Indiana  
 CLINTON COUNTY, IN - 2006 Primary Election  
 Election Date: 5/2/2006

## 29-PRECINCT 29

A- # OF Absentee Ballots 10  
 M- # OF Machine Ballots 91  
 P- # OF Provisional Ballots 0

PRECINCT STATUS: REPORTED

PUBLIC COUNT: 101

VOTER TURNOUT: 29.88%

----- VOTES -----

A	M	P	TOTAL	%	
VOTES= 44					(R) Michigan Township Trustee
VOTE FOR 1					NICK K. BALES
0	44	0	44	100.00%	
VOTES= 36					(D) Michigan Township Trustee
VOTE FOR 1					DAVID L. AVERY
9	27	0	36	100.00%	
VOTES= 120					(R) Michigan Township Board
VOTE FOR 3					JEFFREY A. CLINE
1	36	0	37	30.83%	
0	29	0	29	24.17%	TERRY M. HILLIS
0	23	0	23	19.17%	PATRICIA J. MCQUINN
0	31	0	31	25.83%	JEFFREY L. STRONG
VOTES= 0					(D) Michigan Township Board
VOTE FOR 3					NO CANDIDATE
0	0	0	0	0.00%	
VOTES= 99					Clinton Central School Board At-Lg
VOTE FOR 1					BRYAN CRENSHAW
2	32	0	34	34.34%	
0	12	0	12	12.12%	KEVIN JOHNSTON
5	12	0	17	17.17%	BYRON D. STOCKBERGER
2	34	0	36	36.36%	ROBERT W. (ROB) SURBER, JR.
0	0	0	0	0.00%	Write-In
VOTES= 96					Clinton Central SB Kirclin Twp
VOTE FOR 1					H. STEVEN NEAL
4	26	0	30	31.25%	
3	46	0	49	51.04%	M. ALAN STOWERS
2	15	0	17	17.71%	JAMES M. (MIKE) WELLS
0	0	0	0	0.00%	Write-In
VOTES= 97					Clinton Central SB Sugar Crk Twp
VOTE FOR 1					MICHAEL (BRIAN) MARCUM
4	42	0	46	47.42%	
4	47	0	51	52.58%	WADE STOWERS
0	0	0	0	0.00%	Write-In



5/2/2006

07:50:25

## Precinct Summary Report

EMS

Clinton County, Indiana

CLINTON COUNTY, IN - 2006 Primary Election

Election Date: 5/2/2006

30-PRECINCT 30

A- # OF Absentee Ballots

12

PRECINCT STATUS: REPORTED

M- # OF Machine Ballots

268

P- # OF Provisional Ballots

0

PUBLIC COUNT: 280

VOTER TURNOUT: 31.46%

## ----- VOTES -----

A	M	P	TOTAL	%	
VOTES= 191					(R) United States Senator
6	185	0	191	100.00%	VOTE FOR 1 RICHARD G. LUGAR
VOTES= 0					(D) United States Senator
0	0	0	0	0.00%	VOTE FOR 1 NO CANDIDATE
VOTES= 199					(R) US Representative Dist 4
5	148	0	153	76.88%	VOTE FOR 1 STEVE BUYER
1	45	0	46	23.12%	MIKE CAMPBELL
VOTES= 43					(D) US Representative Dist 4
2	8	0	10	23.26%	VOTE FOR 1 RICK CORNSTUBLE
0	6	0	6	13.95%	DARIN S. KINSER
2	25	0	27	62.79%	DAVID SANDERS
VOTES= 177					(R) State Representative District 38
6	171	0	177	100.00%	VOTE FOR 1 JAMES (JIM) R. BUCK
VOTES= 0					(D) State Representative District 38
0	0	0	0	0.00%	VOTE FOR 1 NO CANDIDATE
VOTES= 180					(R) Judge Circuit Court 45th Circuit
6	174	0	180	100.00%	VOTE FOR 1 LINLEY E. PEARSON
VOTES= 0					(D) Judge Circuit Court 45th Circuit
0	0	0	0	0.00%	VOTE FOR 1 NO CANDIDATE
VOTES= 213					(R) Prosecuting Attorney 45th Circ
2	151	0	153	71.83%	VOTE FOR 1 ANTHONY J. SOMMER
4	56	0	60	28.17%	F. SCOTT STUARD
VOTES= 36					(D) Prosecuting Attorney 45th Circ
5	31	0	36	100.00%	VOTE FOR 1 LOUIS D. EVANS
VOTES= 185					(R) Clerk Of The Circuit Court
5	180	0	185	100.00%	VOTE FOR 1 LAURA HUFFER

5/2/2006

07:50:25

# Precinct Summary Report

EMS

Clinton County, Indiana  
 CLINTON COUNTY, IN - 2006 Primary Election  
 Election Date: 5/2/2006

## 30-PRECINCT 30

A- # OF Absentee Ballots 12  
 M- # OF Machine Ballots 268  
 P- # OF Provisional Ballots 0

PRECINCT STATUS: REPORTED

PUBLIC COUNT: 280

VOTER TURNOUT: 31.46%

----- VOTES -----				
A	M	P	TOTAL	%
VOTES= 0				
0	0	0	0	0.00%
(D) Clerk Of The Circuit Court VOTE FOR 1 NO CANDIDATE				
VOTES= 159				
6	153	0	159	100.00%
(R) County Auditor VOTE FOR 1 JACQUELINE R. CLEMENTS				
VOTES= 0				
0	0	0	0	0.00%
(D) County Auditor VOTE FOR 1 NO CANDIDATE				
VOTES= 178				
4	174	0	178	100.00%
(R) County Sheriff VOTE FOR 1 MARK A. MITCHELL				
VOTES= 0				
0	0	0	0	0.00%
(D) County Sheriff VOTE FOR 1 NO CANDIDATE				
VOTES= 207				
2	77	0	79	38.16%
4	124	0	128	61.84%
(R) County Assessor VOTE FOR 1 KATIE FAUCETT DANA MYERS				
VOTES= 0				
0	0	0	0	0.00%
(D) County Assessor VOTE FOR 1 NO CANDIDATE				
VOTES= 210				
5	115	0	120	57.14%
1	89	0	90	42.86%
(R) County Commissioner District 3 VOTE FOR 1 MICHAEL W. CONNER WAYNE C. WILLIAMS				
VOTES= 0				
0	0	0	0	0.00%
(D) County Commissioner District 3 VOTE FOR 1 NO CANDIDATE				
VOTES= 214				
3	85	0	88	41.12%
1	31	0	32	14.95%
2	92	0	94	43.93%
(R) County Council District 4 VOTE FOR 1 ALAN DUNN JANELLA PEARCY DAVID W. TREES				
VOTES= 39				
4	35	0	39	100.00%
(D) County Council District 4 VOTE FOR 1 JEANIE BONECUTTER				

# Precinct Summary Report

Clinton County, Indiana  
 CLINTON COUNTY, IN - 2006 Primary Election  
 Election Date: 5/2/2006

## 30-PRECINCT 30

A- # OF Absentee Ballots 12      PRECINCT STATUS: REPORTED  
 M- # OF Machine Ballots 268  
 P- # OF Provisional Ballots 0

PUBLIC COUNT: 280

VOTER TURNOUT: 31.46%

-----VOTES-----					
A	M	P	TOTAL	%	
VOTES= 185					
6	179	0	185	100.00%	(R) Michigan Township Trustee VOTE FOR 1 NICK K. BALES
VOTES= 36					
5	31	0	36	100.00%	(D) Michigan Township Trustee VOTE FOR 1 DAVID L. AVERY
VOTES= 550					
3	130	0	133	24.18%	(R) Michigan Township Board VOTE FOR 3 JEFFREY A. CLINE
4	131	0	135	24.55%	TERRY M. HILLIS
5	146	0	151	27.45%	PATRICIA J. MCQUINN
4	127	0	131	23.82%	JEFFREY L. STRONG
VOTES= 0					
0	0	0	0	0.00%	(D) Michigan Township Board VOTE FOR 3 NO CANDIDATE
VOTES= 272					
1	122	0	123	45.22%	Clinton Central School Board At-Lg VOTE FOR 1 BRYAN GRENSHAW
3	53	0	56	20.59%	KEVIN JOHNSTON
4	64	0	68	25.00%	BYRON D. STOCKBERGER
3	22	0	25	9.19%	ROBERT W. (ROB) SURBER, JR.
0	0	0	0	0.00%	Write-In
VOTES= 273					
2	96	0	98	35.90%	Clinton Central SB Kirklin Twp VOTE FOR 1 H. STEVEN NEAL
8	101	0	109	39.93%	M. ALAN STOWERS
1	65	0	66	24.18%	JAMES M. (MIKE) WELLS
0	0	0	0	0.00%	Write-In
VOTES= 265					
3	126	0	129	48.68%	Clinton Central SB Sugar Crk Twp VOTE FOR 1 MICHAEL (BRIAN) MARCUM
8	128	0	136	51.32%	WADE STOWERS
0	0	0	0	0.00%	Write-In

## Precinct Summary Report

Clinton County, Indiana  
 CLINTON COUNTY, IN - 2006 Primary Election  
 Election Date: 5/2/2006

## 31-PRECINCT 31

A- # OF Absentee Ballots 9 PRECINCT STATUS: REPORTED  
 M- # OF Machine Ballots 162  
 P- # OF Provisional Ballots 0

PUBLIC COUNT: 171

VOTER TURNOUT: 28.64%

## ----- VOTES -----

A	M	P	TOTAL	%	
VOTES= 98					(R) United States Senator
4	94	0	98	100.00%	VOTE FOR 1 RICHARD G. LUGAR
VOTES= 0					(D) United States Senator
0	0	0	0	0.00%	VOTE FOR 1 NO CANDIDATE
VOTES= 103					(R) US Representative Dist 4
4	78	0	82	79.61%	VOTE FOR 1 STEVE BUYER
0	21	0	21	20.39%	MIKE CAMPBELL
VOTES= 43					(D) US Representative Dist 4
1	9	0	10	23.26%	VOTE FOR 1 RICK CORNSTUBLE
1	10	0	11	25.58%	DARIN S. KINSER
1	21	0	22	51.16%	DAVID SANDERS
VOTES= 96					(R) State Representative District 38
3	93	0	96	100.00%	VOTE FOR 1 JAMES (JIM) R. BUCK
VOTES= 0					(D) State Representative District 38
0	0	0	0	0.00%	VOTE FOR 1 NO CANDIDATE
VOTES= 95					(R) Judge Circuit Court 45th Circuit
3	92	0	95	100.00%	VOTE FOR 1 LINLEY E. PEARSON
VOTES= 0					(D) Judge Circuit Court 45th Circuit
0	0	0	0	0.00%	VOTE FOR 1 NO CANDIDATE
VOTES= 94					(R) Prosecuting Attorney 45th Circ
3	58	0	61	64.89%	VOTE FOR 1 ANTHONY J. SOMMER
1	32	0	33	35.11%	F. SCOTT STUARD
VOTES= 36					(D) Prosecuting Attorney 45th Circ
3	33	0	36	100.00%	VOTE FOR 1 LOUIS D. EVANS
VOTES= 98					(R) Clerk Of The Circuit Court
4	94	0	98	100.00%	VOTE FOR 1 LAURA HUFFER

# Precinct Summary Report

Clinton County, Indiana  
 CLINTON COUNTY, IN - 2006 Primary Election

Election Date: 5/2/2006

## 31-PRECINCT 31

A- # OF Absentee Ballots 9      PRECINCT STATUS: REPORTED  
 M- # OF Machine Ballots 162  
 P- # OF Provisional Ballots 0

PUBLIC COUNT: 171

VOTER TURNOUT: 28.64%

----- VOTES -----				
A	M	P	TOTAL	%
VOTES= 0				
0	0	0	0	0.00%
(D) Clerk Of The Circuit Court VOTE FOR 1 NO CANDIDATE				
VOTES= 82				
3	79	0	82	100.00%
(R) County Auditor VOTE FOR 1 JACQUELINE R. CLEMENTS				
VOTES= 0				
0	0	0	0	0.00%
(D) County Auditor VOTE FOR 1 NO CANDIDATE				
VOTES= 92				
2	90	0	92	100.00%
(R) County Sheriff VOTE FOR 1 MARK A. MITCHELL				
VOTES= 0				
0	0	0	0	0.00%
(D) County Sheriff VOTE FOR 1 NO CANDIDATE				
VOTES= 98				
3	37	0	40	40.82%
1	57	0	58	59.18%
(R) County Assessor VOTE FOR 1 KATIE FAUCETT DANA MYERS				
VOTES= 0				
0	0	0	0	0.00%
(D) County Assessor VOTE FOR 1 NO CANDIDATE				
VOTES= 100				
2	44	0	46	46.00%
2	52	0	54	54.00%
(R) County Commissioner District 3 VOTE FOR 1 MICHAEL W. CONNER WAYNE C. WILLIAMS				
VOTES= 0				
0	0	0	0	0.00%
(D) County Commissioner District 3 VOTE FOR 1 NO CANDIDATE				
VOTES= 107				
1	42	0	43	40.19%
4	60	0	64	59.81%
(R) County Council District 3 VOTE FOR 1 JERRY COOPER RONALD A. GASCHO				
VOTES= 0				
0	0	0	0	0.00%
(D) County Council District 3 VOTE FOR 1 NO CANDIDATE				
VOTES= 95				
2	93	0	95	100.00%
(R) Owen Township Trustee VOTE FOR 1 RICHARD T. RYAN				

5/2/2006

07:49:02

# Precinct Summary Report

EMS

Clinton County, Indiana  
CLINTON COUNTY, IN - 2006 Primary Election

Election Date: 5/2/2006

31-PRECINCT 31

A- # OF Absentee Ballots 9  
M- # OF Machine Ballots 162  
P- # OF Provisional Ballots 0

PRECINCT STATUS: REPORTED

PUBLIC COUNT: 171

VOTER TURNOUT: 28.64%

----- VOTES -----

A	M	P	TOTAL	%	
VOTES= 36					(D) Owen Township Trustee
3	33	0	36	100.00%	VOTE FOR 1 WILLIAM J. TICEN
VOTES= 0					(R) Owen Township Board Member
0	0	0	0	0.00%	VOTE FOR 3 NO CANDIDATE
VOTES= 115					(D) Owen Township Board Member
3	36	0	39	33.91%	VOTE FOR 3 LEWIS B. FLOHR
3	36	0	39	33.91%	CRAIG B. MICHAEL
3	34	0	37	32.17%	JAMES R. UNGER
VOTES= 162					Rossville School Board At-Large
2	35	0	37	22.84%	VOTE FOR 1 DIANA L. VICE
4	121	0	125	77.16%	Write-In
VOTES= 125					Rossville School Board Ross Twp
4	120	0	124	99.20%	VOTE FOR 1 JON K. JACOBY
0	1	0	1	0.80%	Write-In

5/2/2006

07:49:22

# Precinct Summary Report

EMS

Clinton County, Indiana  
CLINTON COUNTY, IN - 2006 Primary Election  
Election Date: 5/2/2006

## 32-PRECINCT 32

A- # OF Absentee Ballots 2 PRECINCT STATUS: REPORTED  
M- # OF Machine Ballots 76  
P- # OF Provisional Ballots 0

PUBLIC COUNT: 78

VOTER TURNOUT: 13.71%

----- VOTES -----					
A	M	P	TOTAL	%	
VOTES= 44					(R) United States Senator
0	44	0	44	100.00%	VOTE FOR 1 RICHARD G. LUGAR
VOTES= 0					(D) United States Senator
0	0	0	0	0.00%	VOTE FOR 1 NO CANDIDATE
VOTES= 45					(R) US Representative Dist 4
2	38	0	40	88.89%	VOTE FOR 1 STEVE BUYER
0	5	0	5	11.11%	MIKE CAMPBELL
VOTES= 21					(D) US Representative Dist 4
0	6	0	6	28.57%	VOTE FOR 1 RICK CORNSTUBLE
0	4	0	4	19.05%	DARIN S. KINSER
0	11	0	11	52.38%	DAVID SANDERS
VOTES= 45					(R) State Senator District 23
0	7	0	7	15.56%	VOTE FOR 1 PHILIP L. (PHIL) BOOTS
0	9	0	9	20.00%	JAMES R. DETAMORE
0	9	0	9	20.00%	SUSAN B. MCGRADY
2	18	0	20	44.44%	RICHARD (DICK) THOMPSON
VOTES= 0					(D) State Senator District 23
0	0	0	0	0.00%	VOTE FOR 1 NO CANDIDATE
VOTES= 40					(R) State Representative District 38
0	40	0	40	100.00%	VOTE FOR 1 JAMES (JIM) R. BUCK
VOTES= 0					(D) State Representative District 38
0	0	0	0	0.00%	VOTE FOR 1 NO CANDIDATE
VOTES= 43					(R) Judge Circuit Court 45th Circuit
0	43	0	43	100.00%	VOTE FOR 1 LINLEY E. PEARSON
VOTES= 0					(D) Judge Circuit Court 45th Circuit
0	0	0	0	0.00%	VOTE FOR 1 NO CANDIDATE
VOTES= 45					(R) Prosecuting Attorney 45th Circ
0	24	0	24	53.33%	VOTE FOR 1 ANTHONY J. SOMMER
2	19	0	21	46.67%	F. SCOTT STUARD

5/2/2006

07:49:22

# Precinct Summary Report

EMS

Clinton County, Indiana  
CLINTON COUNTY, IN - 2006 Primary Election

Election Date: 5/2/2006

32-PRECINCT 32

A- # OF Absentee Ballots 2      PRECINCT STATUS: REPORTED  
M- # OF Machine Ballots 76  
P- # OF Provisional Ballots 0

PUBLIC COUNT: 78

VOTER TURNOUT: 13.71%

## ----- VOTES -----

A	M	P	TOTAL	%	
VOTES= 16					(D) Prosecuting Attorney 45th Circ
0	16	0	16	100.00%	VOTE FOR 1 LOUIS D. EVANS
VOTES= 42					(R) Clerk Of The Circuit Court
2	40	0	42	100.00%	VOTE FOR 1 LAURA HUFFER
VOTES= 0					(D) Clerk Of The Circuit Court
0	0	0	0	0.00%	VOTE FOR 1 NO CANDIDATE
VOTES= 37					(R) County Auditor
1	36	0	37	100.00%	VOTE FOR 1 JACQUELINE R. CLEMENTS
VOTES= 0					(D) County Auditor
0	0	0	0	0.00%	VOTE FOR 1 NO CANDIDATE
VOTES= 43					(R) County Sheriff
0	43	0	43	100.00%	VOTE FOR 1 MARK A. MITCHELL
VOTES= 0					(D) County Sheriff
0	0	0	0	0.00%	VOTE FOR 1 NO CANDIDATE
VOTES= 47					(R) County Assessor
0	31	0	31	65.96%	VOTE FOR 1 KATIE FAUCETT
2	14	0	16	34.04%	DANA MYERS
VOTES= 0					(D) County Assessor
0	0	0	0	0.00%	VOTE FOR 1 NO CANDIDATE
VOTES= 46					(R) County Commissioner District 3
1	17	0	18	39.13%	VOTE FOR 1 MICHAEL W. CONNER
1	27	0	28	60.87%	WAYNE C. WILLIAMS
VOTES= 0					(D) County Commissioner District 3
0	0	0	0	0.00%	VOTE FOR 1 NO CANDIDATE



5/2/2006

07:49:22

# Precinct Summary Report

EMS

Clinton County, Indiana  
CLINTON COUNTY, IN - 2006 Primary Election  
Election Date: 5/2/2006

## 32-PRECINCT 32

A- # OF Absentee Ballots 2      PRECINCT STATUS: REPORTED  
M- # OF Machine Ballots 76  
P- # OF Provisional Ballots 0

PUBLIC COUNT: 78

VOTER TURNOUT: 13.71%

### -----VOTES-----

A	M	P	TOTAL	%	
VOTES= 43					(R) County Council District 4
					VOTE FOR 1
0	6	0	6	13.95%	ALAN DUNN
1	14	0	15	34.88%	JANELLA PEARCY
0	22	0	22	51.16%	DAVID W. TREES
VOTES= 20					(D) County Council District 4
					VOTE FOR 1
0	20	0	20	100.00%	JEANIE BONECUTTER
VOTES= 35					(R) Perry Township Trustee
					VOTE FOR 1
0	35	0	35	100.00%	CONSTANCE J. BLACKER
VOTES= 0					(D) Perry Township Trustee
					VOTE FOR 1
0	0	0	0	0.00%	NO CANDIDATE
VOTES= 88					(R) Perry Township Board Member
					VOTE FOR 3
0	25	0	25	28.41%	PATTY DEFORD
2	27	0	29	32.95%	PHIL RAMSEY
2	32	0	34	38.64%	GERRY SOMERS
VOTES= 0					(D) Perry Township Board Member
					VOTE FOR 3
0	0	0	0	0.00%	NO CANDIDATE
VOTES= 74					Clinton Prairie School Board At-Lg
					VOTE FOR 1
0	27	0	27	36.49%	MARY A. (ALICE) BELL
1	46	0	47	63.51%	CRAIG SEAGER
0	0	0	0	0.00%	Write-In
VOTES= 56					Clinton Prairie SB Washington Twp
					VOTE FOR 1
1	55	0	56	100.00%	TIMOTHY M. SNYDER
0	0	0	0	0.00%	Write-In

5/2/2006

07:49:33

## Precinct Summary Report

EMS

Clinton County, Indiana  
CLINTON COUNTY, IN - 2006 Primary Election

Election Date: 5/2/2006

## 33-PRECINCT 33

A- # OF Absentee Ballots 4  
M- # OF Machine Ballots 140  
P- # OF Provisional Ballots 0

PRECINCT STATUS: REPORTED

PUBLIC COUNT: 144

VOTER TURNOUT: 27.64%

## ----- VOTES -----

A	M	P	TOTAL	%	
VOTES= 95					(R) United States Senator
VOTE FOR 1					
4	91	0	95	100.00%	RICHARD G. LUGAR
VOTES= 0					(D) United States Senator
VOTE FOR 1					
0	0	0	0	0.00%	NO CANDIDATE
VOTES= 106					(R) US Representative Dist 4
VOTE FOR 1					
4	76	0	80	75.47%	STEVE BUYER
0	26	0	26	24.53%	MIKE CAMPBELL
VOTES= 21					(D) US Representative Dist 4
VOTE FOR 1					
0	5	0	5	23.81%	RICK CORNSTUBLE
0	6	0	6	28.57%	DARIN S. KINSER
0	10	0	10	47.62%	DAVID SANDERS
VOTES= 102					(R) State Senator District 23
VOTE FOR 1					
3	22	0	25	24.51%	PHILIP L. (PHIL) BOOTS
0	20	0	20	19.61%	JAMES R. DETAMORE
0	10	0	10	9.80%	SUSAN B. MCGRADY
1	46	0	47	46.08%	RICHARD (DICK) THOMPSON
VOTES= 0					(D) State Senator District 23
VOTE FOR 1					
0	0	0	0	0.00%	NO CANDIDATE
VOTES= 90					(R) State Representative District 38
VOTE FOR 1					
3	87	0	90	100.00%	JAMES (JIM) R. BUCK
VOTES= 0					(D) State Representative District 38
VOTE FOR 1					
0	0	0	0	0.00%	NO CANDIDATE
VOTES= 101					(R) Judge Circuit Court 45th Circuit
VOTE FOR 1					
4	97	0	101	100.00%	LINLEY E. PEARSON
VOTES= 0					(D) Judge Circuit Court 45th Circuit
VOTE FOR 1					
0	0	0	0	0.00%	NO CANDIDATE
VOTES= 97					(R) Prosecuting Attorney 45th Circ
VOTE FOR 1					
1	47	0	48	49.48%	ANTHONY J. SOMMER
2	47	0	49	50.52%	F. SCOTT STUARD

5/2/2006

07:49:33

# Precinct Summary Report

EMS

Clinton County, Indiana  
 CLINTON COUNTY, IN - 2006 Primary Election  
 Election Date: 5/2/2006

## 33-PRECINCT 33

A- # OF Absentee Ballots 4  
 M- # OF Machine Ballots 140  
 P- # OF Provisional Ballots 0

PRECINCT STATUS: REPORTED

PUBLIC COUNT: 144

VOTER TURNOUT: 27.64%

### ----- VOTES -----

A	M	P	TOTAL	%	
VOTES= 20					(D) Prosecuting Attorney 45th Circ
0	20	0	20	100.00%	VOTE FOR 1 LOUIS D. EVANS
VOTES= 87					(R) Clerk Of The Circuit Court
4	83	0	87	100.00%	VOTE FOR 1 LAURA HUFFER
VOTES= 0					(D) Clerk Of The Circuit Court
0	0	0	0	0.00%	VOTE FOR 1 NO CANDIDATE
VOTES= 84					(R) County Auditor
4	80	0	84	100.00%	VOTE FOR 1 JACQUELINE R. CLEMENTS
VOTES= 0					(D) County Auditor
0	0	0	0	0.00%	VOTE FOR 1 NO CANDIDATE
VOTES= 92					(R) County Sheriff
4	88	0	92	100.00%	VOTE FOR 1 MARK A. MITCHELL
VOTES= 0					(D) County Sheriff
0	0	0	0	0.00%	VOTE FOR 1 NO CANDIDATE
VOTES= 110					(R) County Assessor
0	38	0	38	34.55%	VOTE FOR 1 KATIE FAUCETT
3	69	0	72	65.45%	DANA MYERS
VOTES= 0					(D) County Assessor
0	0	0	0	0.00%	VOTE FOR 1 NO CANDIDATE
VOTES= 109					(R) County Commissioner District 3
1	47	0	48	44.04%	VOTE FOR 1 MICHAEL W. CONNER
3	58	0	61	55.96%	WAYNE C. WILLIAMS
VOTES= 0					(D) County Commissioner District 3
0	0	0	0	0.00%	VOTE FOR 1 NO CANDIDATE

5/2/2006

07:49:33

# Precinct Summary Report

EMS

Clinton County, Indiana  
 CLINTON COUNTY, IN - 2006 Primary Election  
 Election Date: 5/2/2006

## 33-PRECINCT 33

A- # OF Absentee Ballots 4  
 M- # OF Machine Ballots 140  
 P- # OF Provisional Ballots 0

PRECINCT STATUS: REPORTED

PUBLIC COUNT: 144

VOTER TURNOUT: 27.64%

### ----- VOTES -----

A	M	P	TOTAL	%	
VOTES= 106					(R) County Council District 4
VOTE FOR 1					
4	32	0	36	33.96%	ALAN DUNN
0	39	0	39	36.79%	JANELLA PEARCY
0	31	0	31	29.25%	DAVID W. TREES
VOTES= 19					(D) County Council District 4
VOTE FOR 1					
0	19	0	19	100.00%	JEANIE BONECUTTER
VOTES= 88					(R) Perry Township Trustee
VOTE FOR 1					
4	84	0	88	100.00%	CONSTANCE J. BLACKER
VOTES= 0					(D) Perry Township Trustee
VOTE FOR 1					
0	0	0	0	0.00%	NO CANDIDATE
VOTES= 228					(R) Perry Township Board Member
VOTE FOR 3					
3	67	0	70	30.70%	PATTY DEFORD
3	78	0	81	35.53%	PHIL RAMSEY
4	73	0	77	33.77%	GERRY SOMERS
VOTES= 0					(D) Perry Township Board Member
VOTE FOR 3					
0	0	0	0	0.00%	NO CANDIDATE
VOTES= 143					Clinton Prairie School Board At-Lg
VOTE FOR 1					
4	83	0	87	60.84%	MARY A. (ALICE) BELL
0	56	0	56	39.16%	CRAIG SEAGER
0	0	0	0	0.00%	Write-In
VOTES= 104					Clinton Prairie SB Washington Twp
VOTE FOR 1					
1	102	0	103	99.04%	TIMOTHY M. SNYDER
0	1	0	1	0.96%	Write-In

5/2/2006

07:57:12

# Precinct Summary Report

EMS

Clinton County, Indiana  
 CLINTON COUNTY, IN - 2006 Primary Election  
 Election Date: 5/2/2006

## 34-PRECINCT 34

A- # OF Absentee Ballots 24  
 M- # OF Machine Ballots 297  
 P- # OF Provisional Ballots 0

PRECINCT STATUS: REPORTED

PUBLIC COUNT: 321

VOTER TURNOUT: 29.05%

### VOTES

A	M	P	TOTAL	%	
VOTES= 198					(R) United States Senator
14	184	0	198	100.00%	VOTE FOR 1 RICHARD G. LUGAR
VOTES= 0					(D) United States Senator
0	0	0	0	0.00%	VOTE FOR 1 NO CANDIDATE
VOTES= 210					(R) US Representative Dist 4
7	160	0	167	79.52%	VOTE FOR 1 STEVE BUYER
5	38	0	43	20.48%	MIKE CAMPBELL
VOTES= 58					(D) US Representative Dist 4
2	13	0	15	25.86%	VOTE FOR 1 RICK CORNSTUBLE
0	11	0	11	18.97%	DARIN S. KINSER
1	31	0	32	55.17%	DAVID SANDERS
VOTES= 190					(R) State Representative District 38
11	179	0	190	100.00%	VOTE FOR 1 JAMES (JIM) R. BUCK
VOTES= 0					(D) State Representative District 38
0	0	0	0	0.00%	VOTE FOR 1 NO CANDIDATE
VOTES= 191					(R) Judge Circuit Court 45th Circuit
13	178	0	191	100.00%	VOTE FOR 1 LINLEY E. PEARSON
VOTES= 0					(D) Judge Circuit Court 45th Circuit
0	0	0	0	0.00%	VOTE FOR 1 NO CANDIDATE
VOTES= 198					(R) Prosecuting Attorney 45th Circ
12	135	0	147	74.24%	VOTE FOR 1 ANTHONY J. SOMMER
2	49	0	51	25.76%	F. SCOTT STUARD
VOTES= 45					(D) Prosecuting Attorney 45th Circ
3	42	0	45	100.00%	VOTE FOR 1 LOUIS D. EVANS
VOTES= 193					(R) Clerk Of The Circuit Court
13	180	0	193	100.00%	VOTE FOR 1 LAURA HUFFER

## Precinct Summary Report

Clinton County, Indiana  
 CLINTON COUNTY, IN - 2006 Primary Election  
 Election Date: 5/2/2006

## 34-PRECINCT 34

A- # OF Absentee Ballots 24  
 M- # OF Machine Ballots 297  
 P- # OF Provisional Ballots 0  
 PRECINCT STATUS: REPORTED

PUBLIC COUNT: 321

VOTER TURNOUT: 29.05%

## ----- VOTES -----

A	M	P	TOTAL	%	
VOTES= 0					(D) Clerk Of The Circuit Court
0	0	0	0	0.00%	VOTE FOR 1 NO CANDIDATE
VOTES= 187					(R) County Auditor
14	173	0	187	100.00%	VOTE FOR 1 JACQUELINE R. CLEMENTS
VOTES= 0					(D) County Auditor
0	0	0	0	0.00%	VOTE FOR 1 NO CANDIDATE
VOTES= 203					(R) County Sheriff
14	189	0	203	100.00%	VOTE FOR 1 MARK A. MITCHELL
VOTES= 0					(D) County Sheriff
0	0	0	0	0.00%	VOTE FOR 1 NO CANDIDATE
VOTES= 194					(R) County Assessor
9	75	0	84	43.30%	VOTE FOR 1 KATIE FAUCETT
6	104	0	110	56.70%	DANA MYERS
VOTES= 0					(D) County Assessor
0	0	0	0	0.00%	VOTE FOR 1 NO CANDIDATE
VOTES= 200					(R) County Commissioner District 3
8	118	0	126	63.00%	VOTE FOR 1 MICHAEL W. CONNER
7	67	0	74	37.00%	WAYNE C. WILLIAMS
VOTES= 0					(D) County Commissioner District 3
0	0	0	0	0.00%	VOTE FOR 1 NO CANDIDATE
VOTES= 207					(R) County Council District 3
0	38	0	38	18.36%	VOTE FOR 1 JERRY COOPER
15	154	0	169	81.64%	RONALD A. GASCHO
VOTES= 0					(D) County Council District 3
0	0	0	0	0.00%	VOTE FOR 1 NO CANDIDATE
VOTES= 0					(R) Ross Township Trustee
0	0	0	0	0.00%	VOTE FOR 1 NO CANDIDATE

# Precinct Summary Report

Clinton County, Indiana  
CLINTON COUNTY, IN - 2006 Primary Election  
Election Date: 5/2/2006

## 34-PRECINCT 34

A- # OF Absentee Ballots	24	PRECINCT STATUS: REPORTED
M- # OF Machine Ballots	297	
P- # OF Provisional Ballots	0	

PUBLIC COUNT: 321

VOTER TURNOUT: 29.05%

----- VOTES -----

A	M	P	TOTAL	%	
VOTES= 59					(D) Ross Township Trustee
4	55	0	59	100.00%	VOTE FOR 1 CARL C. SEEST
VOTES= 264					(R) Ross Township Board Member
10	132	0	142	53.79%	VOTE FOR 3 GARY W. GANGWER
5	117	0	122	46.21%	DANIEL J. LAHRMAN
VOTES= 0					(D) Ross Township Board Member
0	0	0	0	0.00%	VOTE FOR 3 NO CANDIDATE
VOTES= 310					Rossville School Board At-Large
6	44	0	50	16.13%	VOTE FOR 1 DIANA L. VICE
14	<del>246</del> 242	0	<del>260</del> 256	83.87%	Write-In
VOTES= 248					Rossville School Board Ross Twp
14	228	0	242	97.58%	VOTE FOR 1 JON K. JACOBY
3	3	0	6	2.42%	Write-In

*from  
list  
OK*

## Precinct Summary Report

Clinton County, Indiana  
 CLINTON COUNTY, IN - 2006 Primary Election  
 Election Date: 5/2/2006

## 35-PRECINCT 35

A- # OF Absentee Ballots 13  
 M- # OF Machine Ballots 225  
 P- # OF Provisional Ballots 0  
 PRECINCT STATUS: REPORTED

PUBLIC COUNT: 238

VOTER TURNOUT: 29.10%

----- VOTES -----				
A	M	P	TOTAL	%
VOTES= 154				
10	144	0	154	100.00%
(R) United States Senator VOTE FOR 1 RICHARD G. LUGAR				
VOTES= 0				
0	0	0	0	0.00%
(D) United States Senator VOTE FOR 1 NO CANDIDATE				
VOTES= 155				
8	118	0	126	81.29%
1	28	0	29	18.71%
(R) US Representative Dist 4 VOTE FOR 1 STEVE BUYER MIKE CAMPBELL				
VOTES= 36				
0	8	0	8	22.22%
1	6	0	7	19.44%
2	19	0	21	58.33%
(D) US Representative Dist 4 VOTE FOR 1 RICK CORNSTUBLE DARIN S. KINSER DAVID SANDERS				
VOTES= 150				
10	140	0	150	100.00%
(R) State Representative District 38 VOTE FOR 1 JAMES (JIM) R. BUCK				
VOTES= 0				
0	0	0	0	0.00%
(D) State Representative District 38 VOTE FOR 1 NO CANDIDATE				
VOTES= 152				
10	142	0	152	100.00%
(R) Judge Circuit Court 45th Circuit VOTE FOR 1 LINLEY E. PEARSON				
VOTES= 0				
0	0	0	0	0.00%
(D) Judge Circuit Court 45th Circuit VOTE FOR 1 NO CANDIDATE				
VOTES= 152				
3	81	0	84	55.26%
6	62	0	68	44.74%
(R) Prosecuting Attorney 45th Circ VOTE FOR 1 ANTHONY J. SOMMER F. SCOTT STUARD				
VOTES= 29				
2	27	0	29	100.00%
(D) Prosecuting Attorney 45th Circ VOTE FOR 1 LOUIS D. EVANS				
VOTES= 150				
10	140	0	150	100.00%
(R) Clerk Of The Circuit Court VOTE FOR 1 LAURA HUFFER				



5/2/2006

07:57:15

# Precinct Summary Report

EMS

Clinton County, Indiana  
 CLINTON COUNTY, IN - 2006 Primary Election  
 Election Date: 5/2/2006

## 35-PRECINCT 35

A- # OF Absentee Ballots 13  
 M- # OF Machine Ballots 225  
 P- # OF Provisional Ballots 0  
 PRECINCT STATUS: REPORTED

PUBLIC COUNT: 238

VOTER TURNOUT: 29.10%

----- VOTES -----					
A	M	P	TOTAL	%	
VOTES= 0					(D) Clerk Of The Circuit Court
0	0	0	0	0.00%	VOTE FOR 1 NO CANDIDATE
VOTES= 138					(R) County Auditor
10	128	0	138	100.00%	VOTE FOR 1 JACQUELINE R. CLEMENTS
VOTES= 0					(D) County Auditor
0	0	0	0	0.00%	VOTE FOR 1 NO CANDIDATE
VOTES= 146					(R) County Sheriff
10	136	0	146	100.00%	VOTE FOR 1 MARK A. MITCHELL
VOTES= 0					(D) County Sheriff
0	0	0	0	0.00%	VOTE FOR 1 NO CANDIDATE
VOTES= 149					(R) County Assessor
8	68	0	76	51.01%	VOTE FOR 1 KATIE FAUCETT
2	71	0	73	48.99%	DANA MYERS
VOTES= 0					(D) County Assessor
0	0	0	0	0.00%	VOTE FOR 1 NO CANDIDATE
VOTES= 153					(R) County Commissioner District 3
5	77	0	82	53.59%	VOTE FOR 1 MICHAEL W. CONNER
5	66	0	71	46.41%	WAYNE C. WILLIAMS
VOTES= 0					(D) County Commissioner District 3
0	0	0	0	0.00%	VOTE FOR 1 NO CANDIDATE
VOTES= 163					(R) County Council District 3
0	30	0	30	18.40%	VOTE FOR 1 JERRY COOPER
10	123	0	133	81.60%	RONALD A. GASCHO
VOTES= 0					(D) County Council District 3
0	0	0	0	0.00%	VOTE FOR 1 NO CANDIDATE
VOTES= 0					(R) Ross Township Trustee
0	0	0	0	0.00%	VOTE FOR 1 NO CANDIDATE

# Precinct Summary Report

Clinton County, Indiana  
CLINTON COUNTY, IN - 2006 Primary Election  
Election Date: 5/2/2006

## 35-PRECINCT 35

A- # OF Absentee Ballots 13  
M- # OF Machine Ballots 225  
P- # OF Provisional Ballots 0

PRECINCT STATUS: REPORTED

PUBLIC COUNT: 238

VOTER TURNOUT: 29.10%

----- VOTES -----

A	M	P	TOTAL	%	
VOTES= 31					(D) Ross Township Trustee
VOTE FOR 1					CARL C. SEEST
3	28	0	31	100.00%	
VOTES= 207					(R) Ross Township Board Member
VOTE FOR 3					GARY W. GANGWER
5	98	0	103	49.76%	
7	97	0	104	50.24%	DANIEL J. LAHRMAN
VOTES= 0					(D) Ross Township Board Member
VOTE FOR 3					NO CANDIDATE
0	0	0	0	0.00%	
VOTES= 230					Rossville School Board At-Large
VOTE FOR 1					DIANA L. VICE
3	44	0	47	20.43%	
9	<del>174</del> 172	0	<del>188</del> 181	79.57%	Write-In
VOTES= 198					Rossville School Board Ross Twp
VOTE FOR 1					JON K. JACOBY
13	183	0	196	98.99%	
0	2	0	2	1.01%	Write-In

*JDM*  
*MA*  
*SK*

5/2/2006

07:23:45

# Precinct Summary Report

EMS

Clinton County, Indiana  
 CLINTON COUNTY, IN - 2006 Primary Election  
 Election Date: 5/2/2006

## 36-PRECINCT 36

A- # OF Absentee Ballots 13  
 M- # OF Machine Ballots 98  
 P- # OF Provisional Ballots 0

PRECINCT STATUS: REPORTED

PUBLIC COUNT: 111

VOTER TURNOUT: 30.49%

----- VOTES -----					
A	M	P	TOTAL	%	
VOTES= 66					
2	64	0	66	100.00%	(R) United States Senator VOTE FOR 1 RICHARD G. LUGAR
VOTES= 0					
0	0	0	0	0.00%	(D) United States Senator VOTE FOR 1 NO CANDIDATE
VOTES= 67					
1	53	0	54	80.60%	(R) US Representative Dist 4 VOTE FOR 1 STEVE BUYER
0	13	0	13	19.40%	MIKE CAMPBELL
VOTES= 29					
4	9	0	13	44.83%	(D) US Representative Dist 4 VOTE FOR 1 RICK CORNSTUBLE
1	3	0	4	13.79%	DARIN S. KINSER
4	8	0	12	41.38%	DAVID SANDERS
VOTES= 65					
0	12	0	12	18.46%	(R) State Senator District 23 VOTE FOR 1 PHILIP L. (PHIL) BOOTS
0	17	0	17	26.15%	JAMES R. DETAMORE
0	10	0	10	15.38%	SUSAN B. MCGRADY
1	25	0	26	40.00%	RICHARD (DICK) THOMPSON
VOTES= 66					
1	65	0	66	100.00%	(R) State Representative District 38 VOTE FOR 1 JAMES (JIM) R. BUCK
VOTES= 0					
0	0	0	0	0.00%	(D) State Representative District 38 VOTE FOR 1 NO CANDIDATE
VOTES= 62					
0	62	0	62	100.00%	(R) Judge Circuit Court 45th Circuit VOTE FOR 1 LINLEY E. PEARSON
VOTES= 0					
0	0	0	0	0.00%	(D) Judge Circuit Court 45th Circuit VOTE FOR 1 NO CANDIDATE
VOTES= 64					
1	42	0	43	67.19%	(R) Prosecuting Attorney 45th Circ VOTE FOR 1 ANTHONY J. SOMMER
0	21	0	21	32.81%	F. SCOTT STUARD
VOTES= 33					
9	24	0	33	100.00%	(D) Prosecuting Attorney 45th Circ VOTE FOR 1 LOUIS D. EVANS

## Precinct Summary Report

Clinton County, Indiana  
 CLINTON COUNTY, IN - 2006 Primary Election  
 Election Date: 5/2/2006

## 36-PRECINCT 36

A- # OF Absentee Ballots 13      PRECINCT STATUS: REPORTED  
 M- # OF Machine Ballots 98  
 P- # OF Provisional Ballots 0

PUBLIC COUNT: 111

VOTER TURNOUT: 30.49%

## ----- VOTES -----

A	M	P	TOTAL	%	
VOTES= 63					(R) Clerk Of The Circuit Court
0	63	0	63	100.00%	VOTE FOR 1 LAURA HUFFER
VOTES= 0					(D) Clerk Of The Circuit Court
0	0	0	0	0.00%	VOTE FOR 1 NO CANDIDATE
VOTES= 63					(R) County Auditor
0	63	0	63	100.00%	VOTE FOR 1 JACQUELINE R. CLEMENTS
VOTES= 0					(D) County Auditor
0	0	0	0	0.00%	VOTE FOR 1 NO CANDIDATE
VOTES= 66					(R) County Sheriff
1	65	0	66	100.00%	VOTE FOR 1 MARK A. MITCHELL
VOTES= 0					(D) County Sheriff
0	0	0	0	0.00%	VOTE FOR 1 NO CANDIDATE
VOTES= 74					(R) County Assessor
0	32	0	32	43.24%	VOTE FOR 1 KATIE FAUCETT
2	40	0	42	56.76%	DANA MYERS
VOTES= 0					(D) County Assessor
0	0	0	0	0.00%	VOTE FOR 1 NO CANDIDATE
VOTES= 70					(R) County Commissioner District 3
0	47	0	47	67.14%	VOTE FOR 1 MICHAEL W. CONNER
0	23	0	23	32.86%	WAYNE C. WILLIAMS
VOTES= 0					(D) County Commissioner District 3
0	0	0	0	0.00%	VOTE FOR 1 NO CANDIDATE
VOTES= 69					(R) County Council District 4
0	35	0	35	50.72%	VOTE FOR 1 ALAN DUNN
0	17	0	17	24.64%	JANELLA PEARCY
0	17	0	17	24.64%	DAVID W. TREES

5/2/2006

07:23:45

# Precinct Summary Report

EMS

Clinton County, Indiana

CLINTON COUNTY, IN - 2006 Primary Election

Election Date: 5/2/2006

36-PRECINCT 36

A- # OF Absentee Ballots 13  
 M- # OF Machine Ballots 98  
 P- # OF Provisional Ballots 0

PRECINCT STATUS: REPORTED

PUBLIC COUNT: 111

VOTER TURNOUT: 30.49%

----- VOTES -----					
A	M	P	TOTAL	%	
<b>VOTES= 31</b>					
10	21	0	31	100.00%	(D) County Council District 4 VOTE FOR 1 JEANIE BONECUTTER
<b>VOTES= 0</b>					
0	0	0	0	0.00%	(R) Sugar Creek Township Trustee VOTE FOR 1 NO CANDIDATE
<b>VOTES= 33</b>					
11	22	0	33	100.00%	(D) Sugar Creek Township Trustee VOTE FOR 1 JOHN L. BONECUTTER
<b>VOTES= 100</b>					
0	50	0	50	50.00%	(R) Sugar Creek Township Board VOTE FOR 3 MARK A. BUTCHER
0	50	0	50	50.00%	KENNETH G. CLINE
<b>VOTES= 31</b>					
11	20	0	31	100.00%	(D) Sugar Creek Township Board VOTE FOR 3 DANE L. HASTINGS
<b>VOTES= 100</b>					
6	39	0	45	45.00%	Clinton Central School Board At-Lg VOTE FOR 1 BRYAN CRENSHAW
2	16	0	18	18.00%	KEVIN JOHNSTON
1	20	0	21	21.00%	BYRON D. STOCKBERGER
3	13	0	16	16.00%	ROBERT W. (ROB) SURBER, JR.
0	0	0	0	0.00%	Write-In
<b>VOTES= 104</b>					
Clinton Central SB Kirklın Twp					
VOTE FOR 1					
4	30	0	34	32.69%	H. STEVEN NEAL
6	51	0	57	54.81%	M. ALAN STOWERS
1	12	0	13	12.50%	JAMES M. (MIKE) WELLS
0	0	0	0	0.00%	Write-In
<b>VOTES= 107</b>					
Clinton Central SB Sugar Crk Twp					
VOTE FOR 1					
6	37	0	43	40.19%	MICHAEL (BRIAN) MARCUM
5	59	0	64	59.81%	WADE STOWERS
0	0	0	0	0.00%	Write-In

5/2/2006

07:48:47

## Precinct Summary Report

EMS

Clinton County, Indiana  
 CLINTON COUNTY, IN - 2006 Primary Election  
 Election Date: 5/2/2006

## 37-PRECINCT 37

A- # OF Absentee Ballots 14  
 M- # OF Machine Ballots 198  
 P- # OF Provisional Ballots 0  
 PRECINCT STATUS: REPORTED

PUBLIC COUNT: 212

VOTER TURNOUT: 27.89%

## ----- VOTES -----

A	M	P	TOTAL	%	
VOTES= 158					(R) United States Senator
10	148	0	158	100.00%	VOTE FOR 1 RICHARD G. LUGAR
VOTES= 0					(D) United States Senator
0	0	0	0	0.00%	VOTE FOR 1 NO CANDIDATE
VOTES= 161					(R) US Representative Dist 4
8	111	0	119	73.91%	VOTE FOR 1 STEVE BUYER
3	39	0	42	26.09%	MIKE CAMPBELL
VOTES= 25					(D) US Representative Dist 4
0	5	0	5	20.00%	VOTE FOR 1 RICK CORNSTUBLE
0	7	0	7	28.00%	DARIN S. KINSER
1	12	0	13	52.00%	DAVID SANDERS
VOTES= 139					(R) State Representative District 38
11	128	0	139	100.00%	VOTE FOR 1 JAMES (JIM) R. BUCK
VOTES= 0					(D) State Representative District 38
0	0	0	0	0.00%	VOTE FOR 1 NO CANDIDATE
VOTES= 157					(R) Judge Circuit Court 45th Circuit
11	146	0	157	100.00%	VOTE FOR 1 LINLEY E. PEARSON
VOTES= 0					(D) Judge Circuit Court 45th Circuit
0	0	0	0	0.00%	VOTE FOR 1 NO CANDIDATE
VOTES= 168					(R) Prosecuting Attorney 45th Circ
5	75	0	80	47.62%	VOTE FOR 1 ANTHONY J. SOMMER
6	82	0	88	52.38%	F. SCOTT STUARD
VOTES= 24					(D) Prosecuting Attorney 45th Circ
1	23	0	24	100.00%	VOTE FOR 1 LOUIS D. EVANS
VOTES= 149					(R) Clerk Of The Circuit Court
11	138	0	149	100.00%	VOTE FOR 1 LAURA HUFFER

5/2/2006

07:48:47

# Precinct Summary Report

EMS

Clinton County, Indiana  
CLINTON COUNTY, IN - 2006 Primary Election  
Election Date: 5/2/2006

## 37-PRECINCT 37

A- # OF Absentee Ballots 14  
M- # OF Machine Ballots 198  
P- # OF Provisional Ballots 0

PRECINCT STATUS: REPORTED

PUBLIC COUNT: 212

VOTER TURNOUT: 27.89%

### ----- VOTES -----

A	M	P	TOTAL	%	
VOTES= 0					(D) Clerk Of The Circuit Court
0	0	0	0	0.00%	VOTE FOR 1 NO CANDIDATE
VOTES= 144					(R) County Auditor
11	133	0	144	100.00%	VOTE FOR 1 JACQUELINE R. CLEMENTS
VOTES= 0					(D) County Auditor
0	0	0	0	0.00%	VOTE FOR 1 NO CANDIDATE
VOTES= 145					(R) County Sheriff
12	133	0	145	100.00%	VOTE FOR 1 MARK A. MITCHELL
VOTES= 0					(D) County Sheriff
0	0	0	0	0.00%	VOTE FOR 1 NO CANDIDATE
VOTES= 174					(R) County Assessor
5	62	0	67	38.51%	VOTE FOR 1 KATIE FAUCETT
8	99	0	107	61.49%	DANA MYERS
VOTES= 0					(D) County Assessor
0	0	0	0	0.00%	VOTE FOR 1 NO CANDIDATE
VOTES= 171					(R) County Commissioner District 3
8	86	0	94	54.97%	VOTE FOR 1 MICHAEL W. CONNER
5	72	0	77	45.03%	WAYNE C. WILLIAMS
VOTES= 0					(D) County Commissioner District 3
0	0	0	0	0.00%	VOTE FOR 1 NO CANDIDATE
VOTES= 146					(R) County Council District 3
6	73	0	79	54.11%	VOTE FOR 1 JERRY COOPER
5	62	0	67	45.89%	RONALD A. GASCHO
VOTES= 0					(D) County Council District 3
0	0	0	0	0.00%	VOTE FOR 1 NO CANDIDATE
VOTES= 0					(R) Union Township Trustee
0	0	0	0	0.00%	VOTE FOR 1 NO CANDIDATE

# Precinct Summary Report

Clinton County, Indiana  
 CLINTON COUNTY, IN - 2006 Primary Election  
 Election Date: 5/2/2006

37-PRECINCT 37

A- # OF Absentee Ballots 14  
 M- # OF Machine Ballots 198  
 P- # OF Provisional Ballots 0

PRECINCT STATUS: REPORTED

PUBLIC COUNT: 212

VOTER TURNOUT: 27.89%

----- VOTES -----				
A	M	P	TOTAL	%
VOTES= 26				
1	25	0	26	100.00%
(D) Union Township Trustee VOTE FOR 1 LARRY L. LAUGHNER				
VOTES= 162				
11	151	0	162	100.00%
(R) Union Township Board Member VOTE FOR 3 JERRY L. OSTLER				
VOTES= 39				
1	15	0	16	41.03%
1	22	0	23	58.97%
(D) Union Township Board Member VOTE FOR 3 C. DAVID LITTLE TROY L. MICHAEL				
VOTES= 151				
8	140	0	148	98.01%
0	3	0	3	1.99%
Frankfort School Board District 7 VOTE FOR 1 JOHN W. MORRIS Write-In				



5/2/2006

07:32:48

# Precinct Summary Report

EMS

Clinton County, Indiana  
CLINTON COUNTY, IN - 2006 Primary Election

Election Date: 5/2/2006

## 38-PRECINCT 38

A- # OF Absentee Ballots 0  
M- # OF Machine Ballots 112  
P- # OF Provisional Ballots 0  
PRECINCT STATUS: REPORTED

PUBLIC COUNT: 112

VOTER TURNOUT: 23.83%

----- VOTES -----					
A	M	P	TOTAL	%	
VOTES= 62					(R) United States Senator
0	62	0	62	100.00%	VOTE FOR 1 RICHARD G. LUGAR
VOTES= 0					(D) United States Senator
0	0	0	0	0.00%	VOTE FOR 1 NO CANDIDATE
VOTES= 68					(R) US Representative Dist 4
0	49	0	49	72.06%	VOTE FOR 1 STEVE BUYER
0	19	0	19	27.94%	MIKE CAMPBELL
VOTES= 32					(D) US Representative Dist 4
0	8	0	8	25.00%	VOTE FOR 1 RICK CORNSTUBLE
0	6	0	6	18.75%	DARIN S. KINSER
0	18	0	18	56.25%	DAVID SANDERS
VOTES= 61					(R) State Representative District 38
0	61	0	61	100.00%	VOTE FOR 1 JAMES (JIM) R. BUCK
VOTES= 0					(D) State Representative District 38
0	0	0	0	0.00%	VOTE FOR 1 NO CANDIDATE
VOTES= 60					(R) Judge Circuit Court 45th Circuit
0	60	0	60	100.00%	VOTE FOR 1 LINLEY E. PEARSON
VOTES= 0					(D) Judge Circuit Court 45th Circuit
0	0	0	0	0.00%	VOTE FOR 1 NO CANDIDATE
VOTES= 65					(R) Prosecuting Attorney 45th Circ
0	47	0	47	72.31%	VOTE FOR 1 ANTHONY J. SOMMER
0	18	0	18	27.69%	F. SCOTT STUARD
VOTES= 29					(D) Prosecuting Attorney 45th Circ
0	29	0	29	100.00%	VOTE FOR 1 LOUIS D. EVANS
VOTES= 61					(R) Clerk Of The Circuit Court
0	61	0	61	100.00%	VOTE FOR 1 LAURA HUFFER

## Precinct Summary Report

Clinton County, Indiana  
 CLINTON COUNTY, IN - 2006 Primary Election  
 Election Date: 5/2/2006

## 38-PRECINCT 38

A- # OF Absentee Ballots 0 PRECINCT STATUS: REPORTED  
 M- # OF Machine Ballots 112  
 P- # OF Provisional Ballots 0

PUBLIC COUNT: 112

VOTER TURNOUT: 23.83%

## ----- VOTES -----

A	M	P	TOTAL	%	
VOTES= 0					(D) Clerk Of The Circuit Court
0	0	0	0	0.00%	VOTE FOR 1 NO CANDIDATE
VOTES= 57					(R) County Auditor
0	57	0	57	100.00%	VOTE FOR 1 JACQUELINE R. CLEMENTS
VOTES= 0					(D) County Auditor
0	0	0	0	0.00%	VOTE FOR 1 NO CANDIDATE
VOTES= 57					(R) County Sheriff
0	57	0	57	100.00%	VOTE FOR 1 MARK A. MITCHELL
VOTES= 0					(D) County Sheriff
0	0	0	0	0.00%	VOTE FOR 1 NO CANDIDATE
VOTES= 67					(R) County Assessor
0	25	0	25	37.31%	VOTE FOR 1 KATIE FAUCETT
0	42	0	42	62.69%	DANA MYERS
VOTES= 0					(D) County Assessor
0	0	0	0	0.00%	VOTE FOR 1 NO CANDIDATE
VOTES= 64					(R) County Commissioner District 3
0	32	0	32	50.00%	VOTE FOR 1 MICHAEL W. CONNER
0	32	0	32	50.00%	WAYNE C. WILLIAMS
VOTES= 0					(D) County Commissioner District 3
0	0	0	0	0.00%	VOTE FOR 1 NO CANDIDATE
VOTES= 64					(R) County Council District 3
0	34	0	34	53.13%	VOTE FOR 1 JERRY COOPER
0	30	0	30	46.88%	RONALD A. GASCHO
VOTES= 0					(D) County Council District 3
0	0	0	0	0.00%	VOTE FOR 1 NO CANDIDATE
VOTES= 0					(R) Warren Township Trustee
0	0	0	0	0.00%	VOTE FOR 1 NO CANDIDATE

# Precinct Summary Report

Clinton County, Indiana  
 CLINTON COUNTY, IN - 2006 Primary Election  
 Election Date: 5/2/2006

38-PRECINCT 38

A- # OF Absentee Ballots 0 PRECINCT STATUS: REPORTED  
 M- # OF Machine Ballots 112  
 P- # OF Provisional Ballots 0

PUBLIC COUNT: 112

VOTER TURNOUT: 23.83%

----- VOTES -----				
A	M	P	TOTAL	%
VOTES= 32 (D) Warren Township Trustee				
VOTE FOR 1				
0	32	0	32	100.00%
DONALD W. GRICE				
VOTES= 59 (R) Warren Township Board				
VOTE FOR 3				
0	59	0	59	100.00%
PHILLIP D. CARTER				
VOTES= 51 (D) Warren Township Board				
VOTE FOR 3				
0	23	0	23	45.10%
0	28	0	28	54.90%
EDWIN M. CRUM				
BETTY L. UNGER				
VOTES= 103 Clinton Central School Board At-Lg				
VOTE FOR 1				
0	36	0	36	34.95%
0	30	0	30	29.13%
0	15	0	15	14.56%
0	22	0	22	21.36%
0	0	0	0	0.00%
BRYAN CRENSHAW				
KEVIN JOHNSTON				
BYRON D. STOCKBERGER				
ROBERT W. (ROB) SURBER, JR.				
Write-In				
VOTES= 106 Clinton Central SB Kirklin Twp				
VOTE FOR 1				
0	31	0	31	29.25%
0	42	0	42	39.62%
0	33	0	33	31.13%
0	0	0	0	0.00%
H. STEVEN NEAL				
M. ALAN STOWERS				
JAMES M. (MIKE) WELLS				
Write-In				
VOTES= 105 Clinton Central SB Sugar Crk Twp				
VOTE FOR 1				
0	38	0	38	36.19%
0	67	0	67	63.81%
0	0	0	0	0.00%
MICHAEL (BRIAN) MARCUM				
WADE STOWERS				
Write-In				

5/2/2006

06:55:18

# Precinct Summary Report

EMS

Clinton County, Indiana  
 CLINTON COUNTY, IN - 2006 Primary Election  
 Election Date: 5/2/2006

## 39-PRECINCT 39

A- # OF Absentee Ballots 10  
 M- # OF Machine Ballots 203  
 P- # OF Provisional Ballots 0  
 PRECINCT STATUS: REPORTED

PUBLIC COUNT: 213

VOTER TURNOUT: 25.79%

### ----- VOTES -----

A	M	P	TOTAL	%	
VOTES= 128					(R) United States Senator
VOTE FOR 1					RICHARD G. LUGAR
5	123	0	128	100.00%	
VOTES= 0					(D) United States Senator
VOTE FOR 1					NO CANDIDATE
0	0	0	0	0.00%	
VOTES= 147					(R) US Representative Dist 4
VOTE FOR 1					STEVE BUYER
8	96	0	104	70.75%	
1	42	0	43	29.25%	MIKE CAMPBELL
VOTES= 47					(D) US Representative Dist 4
VOTE FOR 1					RICK CORNSTUBLE
1	9	0	10	21.28%	
0	14	0	14	29.79%	DARIN S. KINSER
0	23	0	23	48.94%	DAVID SANDERS
VOTES= 148					(R) State Senator District 23
VOTE FOR 1					PHILIP L. (PHIL) BOOTS
2	31	0	33	22.30%	
2	43	0	45	30.41%	JAMES R. DETAMORE
2	14	0	16	10.81%	SUSAN B. MCGRADY
2	52	0	54	36.49%	RICHARD (DICK) THOMPSON
VOTES= 0					(D) State Senator District 23
VOTE FOR 1					NO CANDIDATE
0	0	0	0	0.00%	
VOTES= 120					(R) State Representative District 38
VOTE FOR 1					JAMES (JIM) R. BUCK
7	113	0	120	100.00%	
VOTES= 0					(D) State Representative District 38
VOTE FOR 1					NO CANDIDATE
0	0	0	0	0.00%	
VOTES= 137					(R) Judge Circuit Court 45th Circuit
VOTE FOR 1					LINLEY E. PEARSON
8	129	0	137	100.00%	
VOTES= 0					(D) Judge Circuit Court 45th Circuit
VOTE FOR 1					NO CANDIDATE
0	0	0	0	0.00%	
VOTES= 146					(R) Prosecuting Attorney 45th Circ
VOTE FOR 1					ANTHONY J. SOMMER
6	69	0	75	51.37%	
3	68	0	71	48.63%	F. SCOTT STUARD

# Precinct Summary Report

Clinton County, Indiana  
 CLINTON COUNTY, IN - 2006 Primary Election  
 Election Date: 5/2/2006

39-PRECINCT 39

A- # OF Absentee Ballots 10  
 M- # OF Machine Ballots 203  
 P- # OF Provisional Ballots 0  
 PRECINCT STATUS: REPORTED

PUBLIC COUNT: 213

VOTER TURNOUT: 25.79%

----- VOTES -----

A	M	P	TOTAL	%	
VOTES= 42					(D) Prosecuting Attorney 45th Circ
1	41	0	42	100.00%	VOTE FOR 1 LOUIS D. EVANS
VOTES= 121					(R) Clerk Of The Circuit Court
6	115	0	121	100.00%	VOTE FOR 1 LAURA HUFFER
VOTES= 0					(D) Clerk Of The Circuit Court
0	0	0	0	0.00%	VOTE FOR 1 NO CANDIDATE
VOTES= 117					(R) County Auditor
6	111	0	117	100.00%	VOTE FOR 1 JACQUELINE R. CLEMENTS
VOTES= 0					(D) County Auditor
0	0	0	0	0.00%	VOTE FOR 1 NO CANDIDATE
VOTES= 126					(R) County Sheriff
7	119	0	126	100.00%	VOTE FOR 1 MARK A. MITCHELL
VOTES= 0					(D) County Sheriff
0	0	0	0	0.00%	VOTE FOR 1 NO CANDIDATE
VOTES= 148					(R) County Assessor
4	58	0	62	41.89%	VOTE FOR 1 KATIE FAUCETT
5	81	0	86	58.11%	DANA MYERS
VOTES= 0					(D) County Assessor
0	0	0	0	0.00%	VOTE FOR 1 NO CANDIDATE
VOTES= 152					(R) County Commissioner District 3
1	84	0	85	55.92%	VOTE FOR 1 MICHAEL W. CONNER
6	61	0	67	44.08%	WAYNE C. WILLIAMS
VOTES= 0					(D) County Commissioner District 3
0	0	0	0	0.00%	VOTE FOR 1 NO CANDIDATE
VOTES= 144					(R) County Council District 3
4	61	0	65	45.14%	VOTE FOR 1 JERRY COOPER
5	74	0	79	54.86%	RONALD A. GASCHO

# Precinct Summary Report

Clinton County, Indiana  
 CLINTON COUNTY, IN - 2006 Primary Election  
 Election Date: 5/2/2006

## 39-PRECINCT 39

A- # OF Absentee Ballots 10      PRECINCT STATUS: REPORTED  
 M- # OF Machine Ballots 203  
 P- # OF Provisional Ballots 0

PUBLIC COUNT: 213

VOTER TURNOUT: 25.79%

----- VOTES -----

A	M	P	TOTAL	%	
VOTES= 0					(D) County Council District 3
0	0	0	0	0.00%	VOTE FOR 1 NO CANDIDATE
VOTES= 113					(R) Washington Township Trustee
6	107	0	113	100.00%	VOTE FOR 1 SUSAN FEARNOW
VOTES= 48					(D) Washington Township Trustee
1	47	0	48	100.00%	VOTE FOR 1 SUE ANN STINSON
VOTES= 130					(R) Washington Township Board
6	124	0	130	100.00%	VOTE FOR 3 CARROLL C. LOCK
VOTES= 70					(D) Washington Township Board
0	34	0	34	48.57%	VOTE FOR 3 JEFFREY C. SIGLER
1	35	0	36	51.43%	ROBERT L. TIMMONS
VOTES= 208					Clinton Prairie School Board At-Lg
2	81	0	83	39.90%	VOTE FOR 1 MARY A. (ALICE) BELL
5	119	0	124	59.62%	CRAIG SEAGER
1	0	0	1	0.48%	Write-In
VOTES= 165					Clinton Prairie SB Washington Twp
6	159	0	165	100.00%	VOTE FOR 1 TIMOTHY M. SNYDER
0	0	0	0	0.00%	Write-In