



STATE BOARD OF ACCOUNTS

County Auditor Conference

Spring, 2019

Welcome!



State Board of Accounts



STATE BOARD OF ACCOUNTS
302 West Washington Street
Room E418
INDIANAPOLIS, INDIANA 46204-2769

Audit Reports

[Learn More](#)

Mission Statement

We are dedicated to providing the citizens of the State of Indiana with complete confidence in the integrity and financial accountability of state and local government

www.in.gov/sboa



Overview

Regulatory Basis of Accounting and Reporting

- Prescribed by the State Examiner

GAAP Basis of Accounting and Reporting

- Generally Accepted Accounting Principles



Generally Accepted Accounting Principles (GAAP)

- Standardized Reporting Framework
- Accountability and Transparency
- Financial Statement Users



Basis of Accounting

- ▶ Accrual Basis
- ▶ Cash Basis
- ▶ Modified Accrual
- ▶ Other Comprehensive Basis of Accounting. (OCBOA)



GAAP - Indiana Statutory Requirements

IC 5-1-11.5-4 - GAAP Reporting Required

- Counties: Population greater than 100,000
 - Bond Issuance after June 30, 2020



GAAP - Indiana Statutory Requirements

IC 5-11-1-30 - Request for GAAP Audit

- Resolution
- SBOA has 60 days to approve/disapprove



GAAP - Indiana Statutory Requirements

GAAP Reporting Notification and Requests

Email:
Engagementstrategies@sboa.in.gov

Timeframe



Updates to the Regulatory Report Format


- Elements of GAAP Reporting
- Note Disclosures
- Financial Statement

Regulatory Report Format Long-Term Debt Information *2019 Updates*






2018 AFR Unit Questions



for government units

An *Information for Indiana* Data Site



[Home](#)
[About](#)
[Account Settings](#)
[User Guides](#)
[Logout](#)

Indiana State
Board of Accounts

AFR Unit Questions ?

5. Does your unit have any outstanding debt?

Debt can be in the form of bonds, notes, loans, or judgments payable over more than one year. Leases are considered separately (see question 6 below).

Yes No



2018 AFR Debt Schedule

Gateway
for government units

An *Information for Indiana* Data Site



Governmental Activities

Delete	Debt Class	Description or Purpose	Ending Principal Balance as of Dec. 31, 2018	Principal and Interest Due in 2019
✗	Revenue Bonds	Econ Redev. Special Revenue Tax Bonds Series 2013A \$2,580,000 at Wynne Farms	\$2,010,000.00	\$187,590.00
✗	General Obligation Bonds	2015 GO Bond-Mixed Use Development	\$1,445,000.00	\$224,500.00

WATER

Delete	Debt Class	Description or Purpose	Ending Principal Balance as of Dec. 31, 2018	Principal and Interest Due in 2019
✗	Revenue Bonds	Waterworks Revenue Bonds for \$2,000,000 Series 2003	\$675,000.00	\$145,330.00



Audit Report Schedules

(2018 and years prior)

SCHEDULE OF LEASES AND DEBT December 31, 2017

Type	Description of Debt	Purpose	Ending Principal Balance	Principal and Interest Due Within One Year
Governmental activities: General obligation bonds	2015 GO Bond-Mixed Use Development		\$ 1,820,000	\$ 228,300
General obligation bonds	2016 GO Bond-WWTP		2,000,000	234,600

*Unaudited Supplementary Information



Supplementary Information

OTHER INFORMATION - UNAUDITED

The Town's Annual Financial Report information can be found on the Indiana Gateway for Government Units website: <https://gateway.ifionline.org/>.

The other information presented was approved by management of the Town. It is presented as intended by the Town.



Independent Auditor's Report

Other Matters

Other Information

Our audit was conducted for the purpose of forming an opinion on the Town's financial statement. The Combining Schedule of Receipts, Disbursements, and Cash and Investment Balances - Regulatory Basis, Schedule of Payables and Receivables, Schedule of Leases and Debt, and Schedule of Capital Assets, as listed in the Table of Contents, are presented for additional analysis and are not required parts of the financial statement. They have not been subjected to the auditing procedures applied by us in the audit of the financial statement and, accordingly, we express no opinion on them.



2019 Updates - Debt

Financial Statement Note Disclosure

- **Changes in long-term debt**
 - *Beginning and ending balances*
 - *Activity during the year*
 - *Payment due in next year*
- **Debt service requirements to maturity**
 - *Payments for the next five years*
 - *Payments in five-year increments until maturity*
 - *DLGF amortization schedule*



Debt Management Report

(information already submitted)

Reported by major class of long-term liabilities

Separated into Governmental Activities and Enterprise Activities

Separately reports the portion due of each debt type within one year from the end of the reporting period

Amortization Schedule



2019 Gateway Changes

	Debt Class	Description or Purpose	Beginning Principal	Additions	Reductions	Ending Principal Balance as of December 31, 201X	Principal and Interest Due in 201X
Governmental Activities							
Other Enterprise							
Other Enterprise							
Other Enterprise							



2019 Audit Reports

Note X. Long-term Debt

A. Changes in Long-term Debt

Changes in long-term obligations for the year ended December 31, 2019, are as follows:

	Beginning Balance 1/1/2019	Additions	Reductions	Ending Balance 12/31/19	Due Within One Year
Town (non-Utility)					
Revenue Bonds	\$ 605,000	\$ 72,756	\$ 92,756	\$ 585,000	\$ 42,526
Other Bonds	3,573,795	201,621	111,054	3,664,362	30,000
Water Utility					
Notes and Loans Payable	2,812,824	1,500,000	1,673,000	2,639,824	278,718
Wastewater Utility					
Revenue Bonds	2,750,000	3,000,000	3,137,000	2,613,000	191,560
Totals	\$ 9,741,619	\$ 4,774,377	\$ 5,013,810	\$ 9,502,186	\$ 542,804



2019 Audit Reports

B. Debt Service Requirements to Maturity

Debt service requirements on long-term debt at December 31, 2019, are as follows:

Town Debt Service (non-utility) Year Ended	Other Bonds		
	Principal	Interest	Total
December 31			
2019	20,000	22,526	42,526
2020	30,000	22,101	42,101
2021	30,000	21,538	51,538
2022	30,000	20,751	50,751
2023-2017	150,000	19,851	49,851
2028-2032	180,000	83,504	233,504
2033-2035	125,000	51,291	231,291
	<u>565,000</u>	<u>241,562</u>	<u>701,562</u>



Checklist - Long-Term Debt

- ❑ Identify long-term debt by major class
- ❑ Identify each major class by activity
- ❑ Determine the beginning balance of each debt class by activity
- ❑ Determine additions and reductions in long-term debt balances
- ❑ Determine the ending balance of each debt class by activity
- ❑ Determine the portion of each long-term debt type due within one year
- ❑ Complete Debt Management Report information
- ❑ Update Debt Management Report as needed



Audit Information - Long-Term Debt

- Bond Ordinances
- Debt Instruments with Amortization Schedules
- Ledger Balances and activity for each Bond Fund
- Bank Reconciliations
- Claims and Supporting Documentation for payments
- Internal Controls Over Financial Transactions and Reporting

Regulatory Report Format Lease Information 2019 Updates



2018 AFR Unit Questions



Gateway INDIANA
for government units

An *Information for Indiana Data Site*

Home About Account Settings User Guides Logout

Indiana State Board of Accounts

AFR Unit Questions ?

5. Does your unit have any outstanding debt?

Debt can be in the form of bonds, notes, loans, or judgments payable over more than one year. Leases are considered separately (see question 6 below).

Yes No

6. Does your unit have any outstanding leases?

A contract by which one party conveys land, property, services, etc., to another for a specified time, usually in return for a periodic payment.

Yes No



2018 AFR Lease Schedule



Leases ?

Governmental Activities

Delete	Lessor	Description or Purpose	Annual Lease Payment Due in 2019	Lease Beginning Date MM/DD/YYYY	Lease Ending Date MM/DD/YYYY
X	EDC Lease Rental Rev Ref Bonds of 2016	Northfield Drive - 56th to 267	\$784,000.00	08/30/2016	02/01/2029
X	EDC Lease Rental Bonds of 2015A \$7,575,000	Ronald Reagan	\$381,000.00	07/01/2015	08/01/2039
X	EDC Lease Rental Bonds of 2015A \$6,770,000	Tilden Road	\$514,000.00	07/01/2016	01/01/2035



Audit Report Schedules

(2018 and years prior)

*Unaudited Supplementary Information

SCHEDULE OF LEASES AND DEBT December 31, 2017

Lessor	Purpose	Annual Lease Payment	Lease Beginning Date	Lease Ending Date
Governmental activities: Brownsburg Fire Station Building Corp \$1 460 000 First Mortgage Refunding Bond	Downtown Fire Station	\$ 164,000	7/1/2015	1/1/2025
Brownsburg Municipal Building Corp. 1st Mortgage Refunding Bonds Series 2013	Municipal Complex	1,181,000	7/15/2013	1/15/2025



Supplementary Information

OTHER INFORMATION - UNAUDITED

The Town's Annual Financial Report information can be found on the Indiana Gateway for Government Units website: <https://gateway.ifionline.org/>.

The other information presented was approved by management of the Town. It is presented as intended by the Town.



Independent Auditor's Report

Other Matters

Other Information

Our audit was conducted for the purpose of forming an opinion on the Town's financial statement. The Combining Schedule of Receipts, Disbursements, and Cash and Investment Balances - Regulatory Basis, Schedule of Payables and Receivables, Schedule of Leases and Debt, and Schedule of Capital Assets, as listed in the Table of Contents, are presented for additional analysis and are not required parts of the financial statement. They have not been subjected to the auditing procedures applied by us in the audit of the financial statement and, accordingly, we express no opinion on them.



2019 Updates -Leases

Financial Statement Note Disclosure

- **General Description of Leasing Arrangements**
 - *including lease term*

- **Principal and Interest Requirements to Maturity**
 - *Debt Management Report Amortization Schedule*



2019 Audit Reports

Note to the Financial Statements Leases

The Town has entered into a lease for three police cars. The lease term began on January 15, 2018, and ends on July 15, 2027. The lease is being paid in semi-annual installments as defined in the schedule of rental payments of the lease agreement.

Principal and interest requirements to maturity as of December 31 2019, are as follows:

Year Ended December 31	Principal	Interest	Total
2020	\$ 29,976	\$ 2,372	\$ 32,348
2021	29,976	1,746	31,722
2022	29,976	1,130	31,106
2023	29,976	490	30,466
2024	29,976	334	30,310
2025-2027	<u>149,880</u>	<u>3,065</u>	<u>152,945</u>
Totals	<u>\$ 299,760</u>	<u>\$ 9,137</u>	<u>\$ 308,897</u>



Checklist - Leases

- ❑ General Description of Lease Arrangements
- ❑ Name of Lessor
- ❑ Lease Beginning Date
- ❑ Lease Ending Date
- ❑ Annual Lease Payment
- ❑ Complete Debt Management Report information
- ❑ Update Debt Management Report as needed



Audit Information - Leases

- Lease Agreements
- Claims and Supporting Documentation for payments
- Internal Controls Over Financial Transactions and Reporting

Regulatory Report Format Capital Asset Information

2019 Updates



Accounting for Capital Assets

- ▶ Accounting and Uniform Compliance Guidelines Manuals
- ▶ Bulletins
- ▶ www.in.gov/sboa



Prescribed Form

CAPITAL ASSETS LEDGER

General Form No. 369 (Rev 2003)

FUND _____

DEPARTMENT OR BUILDING _____

Date of Purchase	Description of Asset	Serial Number	Location of Asset	Original Cost of Asset	Estimated Life of Asset	Date of Disposal of Asset	Amount Received on Disposal or Trade in	Types of Capital Assets				Total Capital Assets	
								Land	Buildings	Improvements Other Than Buildings	Machinery and Equipment		Construction in Progress



2018 Unit Questions

INDIANA
Gateway
for government units

An Information for Indiana Data Site

[Home](#)
[About](#)
[Account Settings](#)
[User Guides](#)
[Logout](#)

Indiana State
Board of Accounts

AFR Unit Questions ?

7. Do you maintain records listing the types and values of assets owned by the unit?
Assets include land, buildings, infrastructure, vehicles, equipment, etc.



2018 Gateway Reporting

Capital Assets [?](#)

[Return to AFR Main Menu](#)

Using your Capital Asset records complete the Schedule of Capital Assets (land, building, equipment, etc) as of the end of the year. If you have infrastructure, but don't have valuations for it, submit the Annual Report with a temporary value of \$ 9.99 and estimate the value later. See [this page](#) for information on various methodologies for estimating the value of infrastructure. Once you have estimated the value, correct the Annual Report and resubmit.

Make sure to press the ENTER key on the keyboard after entering a number to make sure it is saved!

Government or Enterprise	Land	Infrastructure	Building	Improvements Other Than Buildings	Machinery, Equipment, and Vehicles	Construction In Progress	Books and Other
Governmental Activities	\$0.00	\$208,383.00	\$333,251.00	\$158,998.00	\$227,012.00	\$0.00	\$0.00
WASTEWATER UTILITY (Wastewater Utility)	\$8,223.00	\$351,065.00	\$312,935.00	\$512,080.00	\$581,027.00	\$0.00	\$0.00
WATER UTILITY (Water Utility)	\$894.00	\$434,725.00	\$122,478.00	\$9,596.00	\$189,264.00	\$0.00	\$0.00



2018 Regulatory Format

(and years prior)

*Supplementary Information

*Ending Balance Only

SCHEDULE OF CAPITAL ASSETS December 31, 2017

Capital assets are reported at actual or estimated historical cost based on appraisals or deflated current replacement cost. Contributed or donated assets are reported at estimated fair value at the time received.

	Ending Balance
Governmental activities:	
Infrastructure	\$ 208,383
Buildings	333,251
Improvements other than buildings	158,998
Machinery, equipment, and vehicles	227,012
Total governmental activities	<u>927,644</u>
Wastewater Utility:	
Land	8,223
Infrastructure	351,065
Buildings	312,935
Improvements other than buildings	512,080
Machinery, equipment, and vehicles	581,027
Total Wastewater Utility	<u>1,765,330</u>
Water Utility:	
Land	894
Infrastructure	434,725
Buildings	122,478
Improvements other than buildings	9,596
Machinery, equipment, and vehicles	189,264
Total Water Utility	<u>756,957</u>
Total capital assets	<u>\$ 3,449,931</u>



2019 Updates - Capital Assets

- Capital Asset Additions and Reductions
- Supplementary Information for 2019
- Financial Statement Note Disclosure 2020



2019 Gateway Reporting

Government or Enterprise	Beginning Balance January 1, 20XX	Additions	Reductions	Ending Balance December 31,
General Government Activities				
Land				
Infrastructure				
Building				
Improvements other than Buildings				
Machinery, Equipment and Vehicles				
Construction in Progress				
Books and Other				
Total				
Other Enterprise				
Total Capital Assets				



Beginning Balance 2019

► 2018 AFR Ending Balance

Government or Enterprise	Land	Infrastructure	Building	Improvements Other Than Buildings	Machinery, Equipment, and Vehicles	Construction In Progress	Books and Other
Governmental Activities	\$2,803,201.43	\$1,591,230.56	\$17,735,931.14	\$0.00	\$10,070,705.09	\$0.00	\$1,382,750.62
STORM WATER (Storm Water Utility)	\$0.00	\$0.00	\$0.00	\$0.00	\$0.00	\$0.00	\$0.00
WASTEWATER (Wastewater Utility)	\$196,503.00	\$4,280,304.73	\$16,086,540.45	\$0.00	\$968,092.15	\$16,000,000.00	\$809,021.11
WATER (Water Utility)	\$288,119.16	\$1,435,930.23	\$3,658,664.08	\$0.00	\$448,829.95	\$0.00	\$624,896.30



Beginning Balance 2019

► December 31, 2018 Capital Asset Ledger - Total Assets

Types of Capital Assets						Total Capital Assets
Land	Infrastructure	Buildings	Improvements Other Than Buildings	Machinery and Equipment	Construction in Progress	



Additions

Date of Purchase	Description Include: Name of Department or Office If General Fund	Serial/ Identification Number	Location of Asset	Original Cost of Asset	Estimated Life of Asset

Types of Capital Assets						Total Capital Assets
Land	Infrastructure	Buildings	Improvements Other Than Buildings	Machinery and Equipment	Construction in Progress	



Reductions

Date of Purchase	Description Include: Name of Department or Office If General Fund	Serial/ Identification Number	Location of Asset	Original Cost of Asset	Estimated Life of Asset	Date of Disposal of Asset	Amount Received on Disposal or Trade in

Types of Capital Assets						Total Capital Assets
Land	Infrastructure	Buildings	Improvements Other Than Buildings	Machinery and Equipment	Construction in Progress	




Ending balance

Land	Infrastructure	Buildings	Improvements Other Than Buildings	Machinery and Equipment	Construction in Progress	Total Capital Assets

Accounting and Reporting of Capital Assets

Frequently Asked Questions



STATE BOARD OF ACCOUNTS
302 West Washington Street
Room E418
INDIANAPOLIS, INDIANA 46204-2769





How do we get started?

Gain an understanding of capital asset accounting

Implement Policies and Procedures

Maintain Capital Asset Ledger



What is a capital asset?

(GASB 34 para 19)

Land

Infrastructure

Buildings

Improvements other than Buildings

Machinery, Equipment & Vehicles

Construction in Progress

Books and Other

**used in operations
and
has a useful life
extending beyond
a single reporting
period*



Which capital assets go on the schedule?

Capitalization Policy

Classes of Assets

Resources



How is a Capital Asset Valued?

Historical Cost

Estimating Historical Cost

- “Going Price” at the time of acquisition
- Consumer Price Index calculation



ESTABLISHING THE ESTIMATED COST OF CAPITAL ASSETS

When it is not possible to determine the historical cost of capital assets owned by a governmental unit, the following procedure should be followed.

Develop an inventory of all capital assets which are significant for which records of the historical costs are not available. Obtain an estimate of the replacement costs of these assets. Through inquiry determine the year or approximate year of acquisition. Then multiply the estimated replacement cost by the factor for the year of acquisition from the Table of Cost Indexes. The resulting amount will be the estimated cost of the asset.

In some cases estimated replacement cost can be obtained from insurance policies; however, if estimated replacement costs are not available from insurance policies, you should obtain or make an estimate of the replacement costs.

If the replacement cost is estimated to be \$76,000.00 and the asset was constructed about 1930, then the estimated cost of the asset should be reported as \$5,320.00.

$$\$76,000.00 \times .07 = \$5,320.00$$

TABLE OF COST INDEXES
1922 to 2017

Year	Index	Year	Index	Year	Index	Year	Index
2017	1.00	1993	.59	1969	.15	1945	.07
2016	.98	1992	.57	1968	.14	1944	.07
2015	.97	1991	.56	1967	.14	1943	.07
2014	.97	1990	.53	1966	.13	1942	.07
2013	.95	1989	.51	1965	.13	1941	.06
2012	.94	1988	.48	1964	.13	1940	.06
2011	.92	1987	.46	1963	.12	1939	.06
2010	.89	1986	.45	1962	.12	1938	.06
2009	.88	1985	.44	1961	.12	1937	.06



Land, Buildings, and Improvements Other than Buildings



www.brownsburg.org



www.brownsburg.org



www.Zionsville-in.org



Infrastructure

Property that is stationary in nature and has a long life (e.g., roads, bridges, tunnels, drainage systems, water and sewer systems, dams, and lighting systems).



www.Zionsville-in.gov



www.flickr.com



www.brownsburg.com



Construction Work in Progress



www.richmondindiana.gov



Machinery, Equipment, and Vehicles



www.townofchandler.org



www.brownsburgfire.org



www.townofplainfield.com



What is the useful life of a Capital Asset?

Capital Assets Ledger

Documented Basis for Determination

Resources



Checklist

- ❑ Establish Capitalization Policy
- ❑ Maintain Capital Assets Ledger (prescribed form)
- ❑ Identify Capital Assets by Activity
- ❑ Identify Capital Assets by Major Class
- ❑ Confirm Beginning Balance for 2019
- ❑ Report Additions to Capital Assets
- ❑ Report Reductions in Capital Assets
- ❑ Compare Ending Balance to Capital Assets Ledger
- ❑ Document Basis for Valuation and Estimated Useful Life
- ❑ Establish Internal Controls



2019 Audit Information

- ▶ Capitalization Policy
- ▶ Capital Assets Ledger
- ▶ Supporting Documentation
- ▶ Documented Basis for Asset Valuation
- ▶ Documented Basis for Estimated Useful Lives
- ▶ Internal Controls



Sources

Bulletin and Uniform Compliance Guidelines

Counties: Establishing the Estimated Cost of Capital Assets, June 2018 p. 7

SBOA Best practices; www.in.gov/sboa

Government Accounting Standards Board, GASB 34, www.gasb.org

Government Finance Officers Association, www.gfoa.org

- ▶ *Estimated Useful Lives of Capital Assets*
- ▶ *Capitalization Thresholds for Capital Assets*
- ▶ *Control Over Items That are not Capitalized*
- ▶ *Accounting for Capital Assets: A Guide for State and Local Governments, Stephen J. Gauthier.*

Additional Updates to Regulatory Report Format 2019 Notes

Interfund Transfers

Deficit Fund Balances

Pensions and OPEB

Other Note Disclosures





Interfund Transfers


2018 AFR Information

Other Disbursements

Disbursement Classification	Amount
Payments To or On Behalf of Beneficiaries	
Payment of Taxes and Other Payroll Withholdings	
Distributions to Other Governmental Entities	
Transfer Out - Transferred To Another Fund	\$1,200.00

Other Receipts

Receipt Classification	Amount
Sale of Investments	
Earnings on Investments and Deposits	
Proceeds from Tax Anticipation Warrants	
Proceeds from Borrowings other than Tax Anticipation Warrants	
Sale of Capital Assets	
Refunds and Reimbursements	
Benefit Plan Contributions	
Donations, Gifts, and Bequests	
Payroll Fund and Clearing Account Receipts	
Transfers In - Transferred from Another Fund	\$1,200.00



Interfund Transfers

2019 AFR Schedule

Transfer From	Transfer To	Amount
Fund name	Drop down	\$ -
Fund name		-
Fund name		-
Fund name		-
Fund name		-
Total		\$ -



Interfund Transfers

Note to the Financial Statements for 2019

<u>Transfer From</u>	<u>Transfer to</u>						<u>Total</u>
	<u>General</u>	<u>Parks</u>	<u>Water - Operating</u>	<u>Water - Depreciation/Imp</u>	<u>Wastewater - Operating</u>	<u>Storm Water - Operating</u>	
General	\$ -	\$ 5,000	\$ -	\$ -	\$ 15,000	\$ -	\$ 20,000
Parks	2,000	-	-	-	-	-	2,000
Water - Operating	300,000	-	-	57,744	-	-	357,744
Water - Depreciation/Imp.	-	-	-	-	65,000	-	65,000
Water - Bond and Interest	-	-	280,229	-	-	-	280,229
Wastewater - Operating	-	-	-	-	38,472	-	38,472
Wastewater - Bond and Interest	-	-	-	-	191,952	-	191,952
Storm Water - Operating	-	-	-	-	-	-	-
Storm Water - Depreciation/Imp.	-	-	45,000	-	-	100,000	145,000
Total	<u>\$302,000</u>	<u>\$ -</u>	<u>\$ 325,229</u>	<u>\$ 57,744</u>	<u>\$ 295,424</u>	<u>\$ 100,000</u>	<u>\$1,080,398</u>

With explanation of transfers which do not occur on a routine basis



Deficit Fund Balances

Note to the Financial Statements for 2019

The following funds have deficit fund balances at December 31, 2019:

Sanitation Revenue	\$ 6,463
Parks and Recreation	9,606
Community Development	<u>16,544</u>
Total deficit fund balances	<u><u>\$ 32,613</u></u>



Pensions

Pensions

- Most information is already submitted in Gateway
- Gateway will contain additional drop-down questions to contribute more detail to the note disclosure



2019 AFR: Pensions

Type of Pension Plan	Single Employer Defined Benefit Cost-Sharing Multiple Employer Defined Benefit Agent Multiple-Employer Defined Benefit Defined Contribution										
Select the benefits provided under this pension plan	Retirement Income Death benefits Life Insurance Disability benefits Other										
Select the Indiana Code that applies to this plan	<table border="0"> <tr> <td>Municipal Utility Employees' Pension Fund</td> <td>IC 8-1.5-3-7</td> </tr> <tr> <td>City Hospitals - Third Class Cities</td> <td>IC 16-23-1-25(c)</td> </tr> <tr> <td>Housing Authorities</td> <td>IC 36-7-18-10(d)</td> </tr> <tr> <td>Department of Redevelopment</td> <td>IC 36-7-14-12.2(17)</td> </tr> <tr> <td>Deferred Compensation</td> <td>IC 5-10-1.1</td> </tr> </table>	Municipal Utility Employees' Pension Fund	IC 8-1.5-3-7	City Hospitals - Third Class Cities	IC 16-23-1-25(c)	Housing Authorities	IC 36-7-18-10(d)	Department of Redevelopment	IC 36-7-14-12.2(17)	Deferred Compensation	IC 5-10-1.1
Municipal Utility Employees' Pension Fund	IC 8-1.5-3-7										
City Hospitals - Third Class Cities	IC 16-23-1-25(c)										
Housing Authorities	IC 36-7-18-10(d)										
Department of Redevelopment	IC 36-7-14-12.2(17)										
Deferred Compensation	IC 5-10-1.1										



2019 AFR: Pensions (continued)

Does the plan have any terms related to vesting?

Yes No

If yes, list the terms that must be met to vest

Does the plan have any terms related to forfeitures (i.e. benefits payable to a plan member must be forfeited in the event the member is convicted of a crime)?

Yes No

Upload the policy for using the forfeited amounts

Upload file option



Other Post Employment Benefits (OPEB)

Information requested will be similar to pensions

- Plan description
- Benefits provided
- Actuarial information, if any
- Contributions



2019 AFR: OPEB

OPEB Plan

Name of the OPEB Plan

Type of OPEB Plan

- Single Employer Defined Benefit
- Cost-Sharing Multiple Employer Defined Benefit
- Agent Multiple-Employer Defined Benefit
- Defined Contribution

Select the benefits provided under this OPEB plan

- Medical
- Dental
- Vision
- hearing
- Death benefits
- Life insurance
- Disability
- Long-term care
- Other



2019 AFR: OPEB (continued)

Plan Administrator

Company Name

Street Address

City

State

Zip (e.g. 9999)

Contact Person

Phone (e.g. 999-999-9999)

e-mail (e.g. example@example.com)

Employer Sponsoring the Plan

Current Number of Participants

Inactive employees or beneficiaries current receiving benefit paym

Inactive employees entitled to but not yet receiving benefits

Active employees



2019 AFR: OPEB (continued)

Actuarial Information

Has there been an actuarial valuation done for this plan? Yes No

When are you planning to have an actuarial valuation done?
 Next Year Two Years More Than Two Years
 Do not intend to have an actuarial valuation done

Contribution Rates (as a Percentage of Payroll)

Employer	
Plan Members	
Annual Covered Payroll	
Cost Method for Funding Purposes	

- Unit Credit
- Projected Unit Credit
- Entry Age Normal (% Salary)
- Entry Age Normal (Level Dollar)
- Aggregate
- Attained Age Normal
- Individual Aggregate
- Frozen Initial Liability
- Individual Level Premium
- Pay as you go
- Other (please specify)



Other Note Disclosures

Significant Contingent Liabilities

- Description
- Dollar amount

Significant Commitments

- Description
- Dollar amount

Subsequent Events

- Description,
- Date the event occurred
- Cost of the event



Financial Statement Presentation

Statement of Receipts, Disbursements, and Cash and Investment Balances



Financial Statement Presentation

(2018 and Prior)

STATEMENT OF RECEIPTS, DISBURSEMENTS, AND
CASH AND INVESTMENT BALANCES - REGULATORY BASIS
For the Year Ended December 31, 2017

Fund	Cash and Investments 01-01-17	Receipts	Disbursements	Cash and Investments 12-31-17
General Fund	\$ 5,104,576	\$ 9,873,481	\$ 9,061,122	\$ 5,916,935
Motor Vehicle Highway Fund	2,532,541	1,914,389	1,541,218	2,905,712
Local Road And Street	38,188	309,697	246,096	101,789
Park Nonreverting Operating	518,553	440,449	605,840	353,162
Edit Fund	7,372,046	2,525,693	6,861,607	3,036,132



2019 Financial Statement Presentation

	General	Motor Vehicle Highway	Local Road And Street	Emergency Medical Services/Ambulance	Sanitation Revenue	Community Development	Law Enforcement Continuing Ed
Cash and investments - beginning	\$ 57,257	\$ 75,632	\$ 93,602	\$ 90,396	\$ 25,676	\$ 77,471	\$ 18,162
Receipts:							
Taxes	1,576,512	199,959	-	186,588	-	-	-
Licenses and permits	6,285	-	-	-	-	-	1,340
Intergovernmental	249,708	248,343	31,499	-	-	-	-
Charges for services	55,650	720	-	122,671	266,052	-	1,085
Fines and forfeits	706	-	-	-	-	-	992
Utility fees	-	-	-	-	-	-	-
Other receipts	9,143	49,355	961	170	59	550	-
Total receipts	1,898,004	498,377	32,460	309,429	266,111	550	3,417
Disbursements:							
Personal services	1,279,468	208,805	-	4,176	18,021	-	-
Supplies	75,068	50,020	-	8,896	-	-	5,296
Other services and charges	463,030	202,710	-	297,110	280,229	-	-
Debt service - principal and interest	-	-	-	-	-	-	-
Capital outlay	16,129	32,171	-	-	-	94,565	-
Utility operating expenses	-	-	-	-	-	-	-
Other disbursements	36,231	414	-	-	-	-	-
Total disbursements	1,869,926	494,120	-	310,182	298,250	94,565	5,296
Excess (deficiency) of receipts over disbursements	28,078	4,257	32,460	(753)	(32,139)	(94,015)	(1,879)
Cash and investments - ending	\$ 85,335	\$ 79,889	\$ 126,062	\$ 89,643	\$ (6,463)	\$ (16,544)	\$ 16,283

The notes to the financial statements are an integral part of this statement.



Recap 2019 Updates to the Regulatory Format

Financial Statement

Statement of Receipts, Disbursements, and
Cash and Investment Balances - Regulatory Basis

Supplementary Information

Schedule of Capital Assets
Schedule of Payables and Receivables *(removed)*
Schedule of Debt and Leases *(removed)*
Schedule Receipts, Disbursements, and
Cash and Investment Balances *(removed)*

Note Disclosures

Long Term Debt
Leases
Interfund Transfers
Deficit Balances
Pensions and OPEB
Significant Contingent Liabilities
Significant Commitments
Subsequent Events



Recap (continued) Updates to the Regulatory Format

Through this process it is our goal to work with you as we provide the citizens of Indiana with complete confidence in the integrity and financial accountability of state and local government.



Contact Information

Lori Rogers
Ricci Hofherr

▶ Email: counties@sboa.in.gov

▶ 317-232-2512