



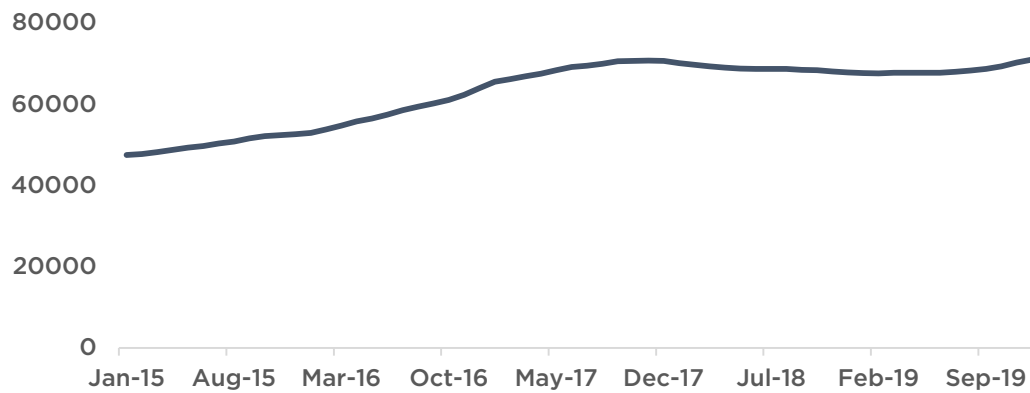
NextLevel
RECOVERY



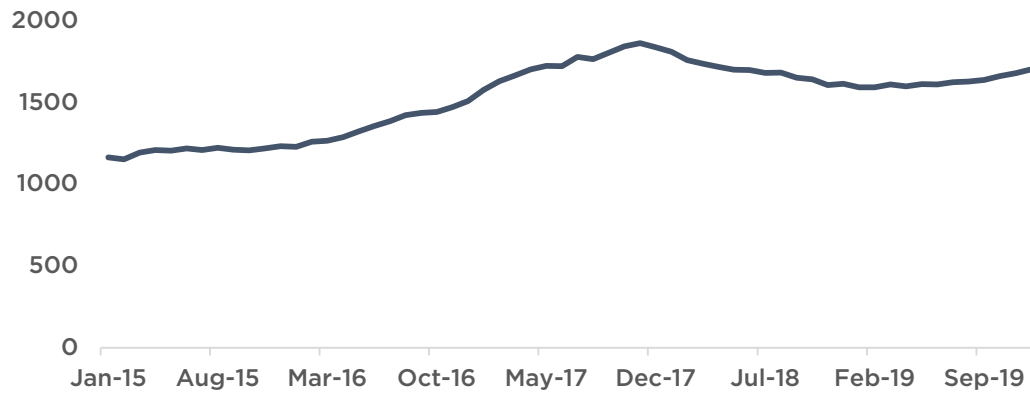


COVID-19 Impact

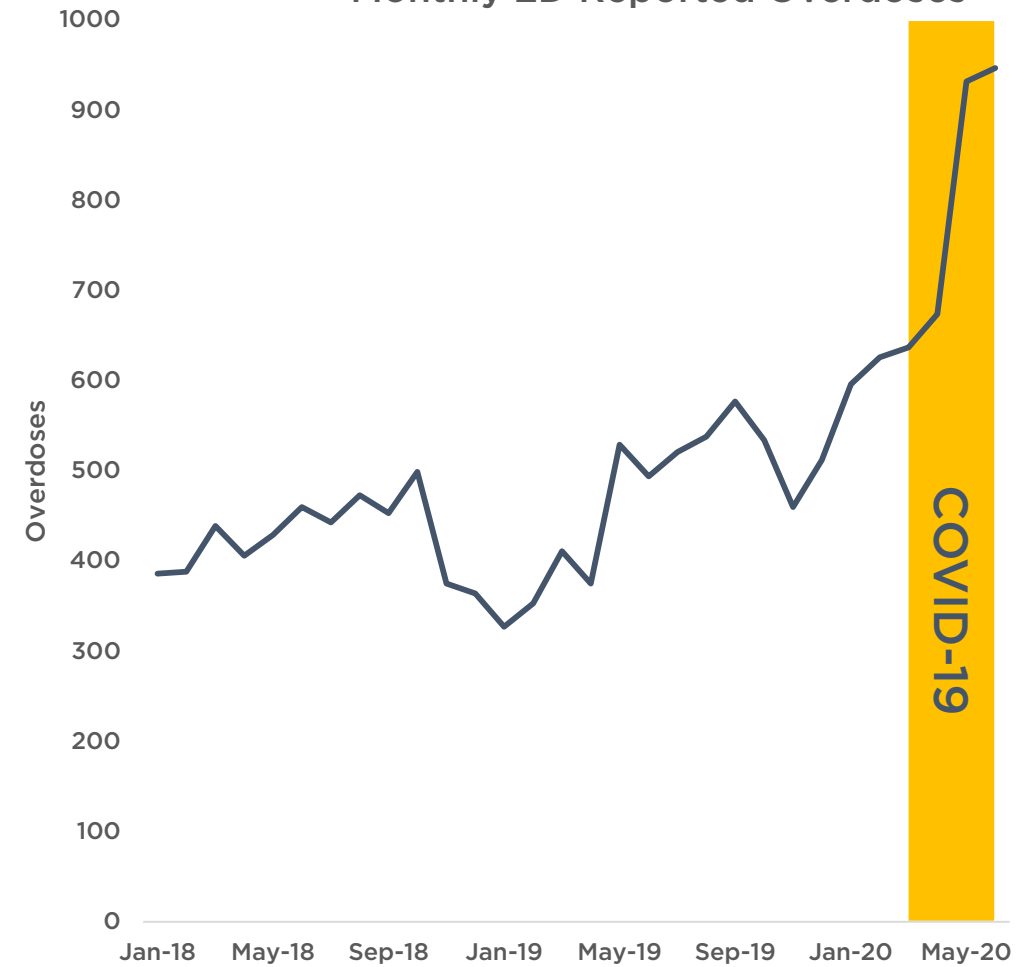
National 12 Month-ending Provisional Drug Overdose Deaths



Indiana 12 Month-ending Provisional Drug Overdose Deaths



Monthly ED Reported Overdoses





COVID-19 Impact

- Total weekly ED visits declined 30% during the COVID lockdown, yet weekly visits due to Opioid overdose increased 16%.
- Opioid overdose reported ED visits increased 59% YTD.
 - First-time overdoses have increased from 1% to 2% of the total.
- EMS Naloxone Administrations have increased 60% from previous YTD.


Statewide EMS Naloxone Administrations





Naloxone

- \$1M allocated for 25,000 Naloxone kits
- Over 2,200 doses distributed and growing
- Medicaid reimbursement for EMS (1st in the nation)



OverdoseLifeline

www.OverdoseLifeline.org



Indiana SUD Response



www.BeWellIndiana.com



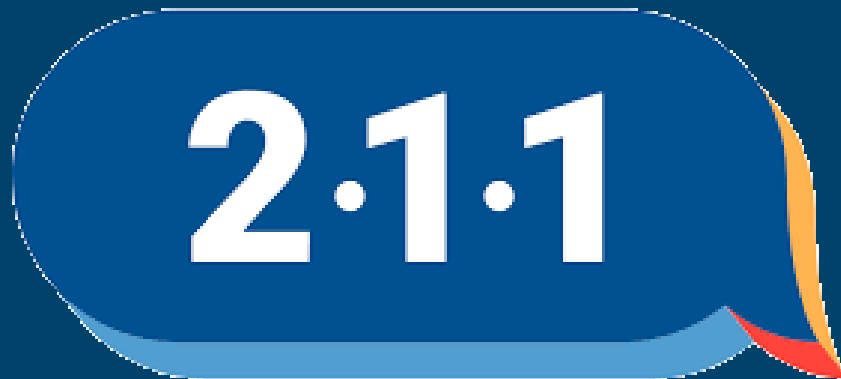
Crisis Counseling Program

- Indiana 211 saw over 25,000 calls per day during COVID-19 lockdown.

- 20 new staff to provide individuals with 24/7 assistance

- Crisis counseling
- Psychoeducation
- Well being interventions

- Collaboration with Indiana Regional Recovery Anchor Sites
 - Connects callers with peer recovery specialists in their area.



Dial 2-1-1 or (866) 211-9966



Treatment

- Medicaid waiver has granted 1.6M Hoosiers access to substance use disorder treatment.
 - Over 78,000 Hoosiers have taken advantage of this increased access.
 - 138% increase in treatment bed capacity since March 2017.
 - 1442 digital referrals through OpenBeds and Indiana 2-1-1.
- Corrections treatment
 - 1128 having started MAT program while in DOC.

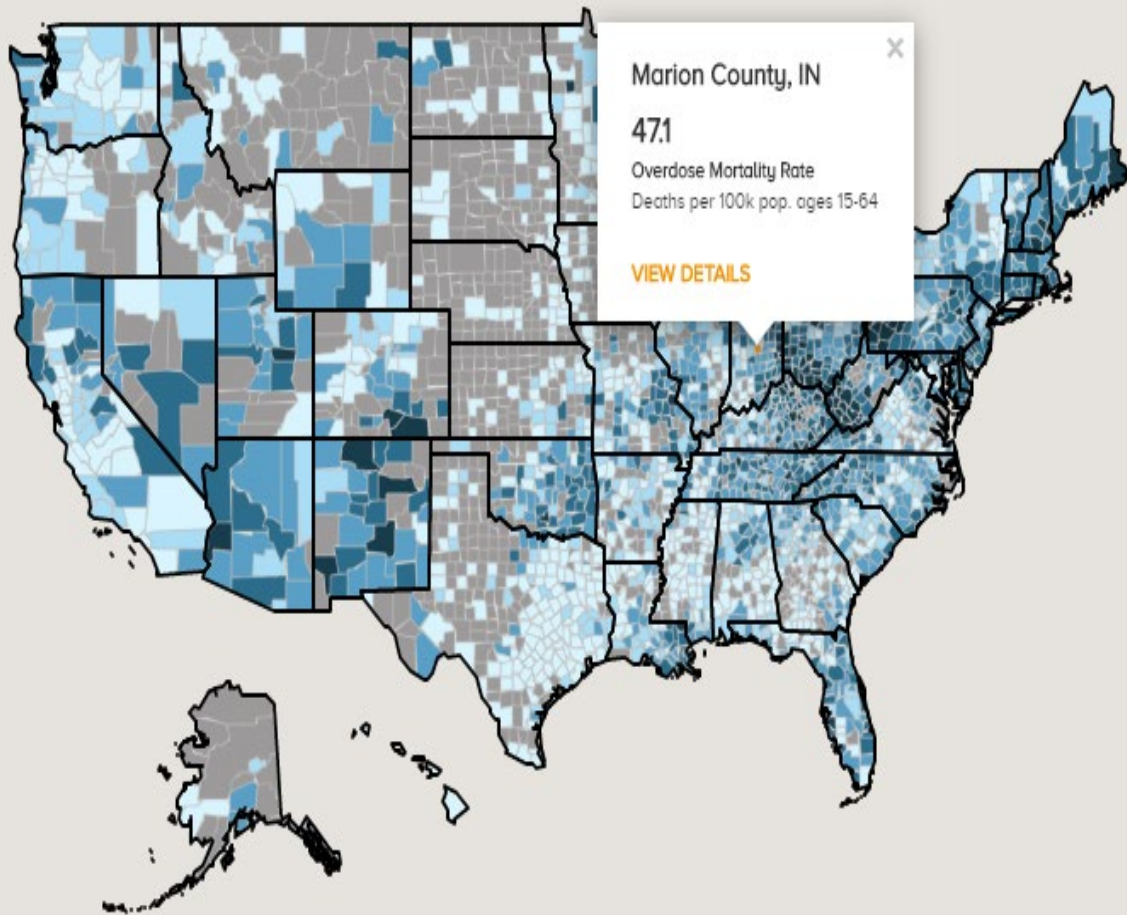


Recovery

- Peers in the ED
 - 20 participating hospitals statewide that have engaged 1562 patients since 2018.
 - 63% of patients that engaged with a peer continued on to some form of SUD treatment.
- Mobile Response
 - 7 mobile response teams that cover 23 rural and urban counties.
 - 1434 individuals have received services from a mobile response teams since 2018.



Rural Communities



County Profile: 2014-2018 [Share this Page](#) [Print this Page](#)

Marion County, IN

Drug Overdose Mortality Rate

47.1 Deaths per 100k population (Ages 15-64)

34.3 Indiana Drug Overdose Mortality Rate

27.1 U.S. Drug Overdose Mortality Rate

[See Behavioral Health Resources >](#)

[See Prosperity Index >](#)

1,465

944,523

Urban

Total Deaths

Population

Urban / Rural

Choose County Profile Data Time Period

2009-2013

2014-2018

Change from 2009-2013 to 2014-2018

Note: Sociodemographic and economic data are provided to show composition of the total population; they DO NOT reflect the proportions of individuals who died as a result of overdose.

SOCIO DEMOGRAPHIC

Race / Ethnicity

	Marion County	Indiana	United States
White (non-Hispanic)	56.0%	79.5%	61.5%
African American (non-Hispanic)	27.5%	9.2%	12.3%
Hispanic or Latino	10.2%	6.8%	17.6%
Asian (non-Hispanic)	3.1%	2.2%	5.3%
Native Hawaiian/Pacific Islander (non-Hispanic)	0.0%	0.0%	0.2%
American Indian/Alaska Native (non-Hispanic)	0.2%	0.2%	0.7%

Age

	Marion County	Indiana	United States
Under 15	20.9%	19.6%	19.0%
15-64	67.0%	65.4%	66.1%
65+	12.0%	15.0%	14.9%

Educational Attainment

	Marion County	Indiana	United States
At least High School Diploma (25-)	85.7%	88.6%	87.3%
Bachelor's Degree or more (25-)	30.4%	25.9%	30.9%

Disability Status

	Marion County	Indiana	United States
% Residents with a disability (18-64)	12.3%	11.9%	10.3%

ECONOMIC

Broadband Access (3 or more providers)

	Marion County	Indiana	United States
Broadband Access (3 or more providers)	98.3%	92.9%	93.3%

Median Household Income

	Marion County	Indiana	United States
Median Household Income	\$46,692	\$54,325	\$57,652

Poverty Rate

	Marion County	Indiana	United States
Poverty Rate	19.0%	14.1%	14.6%

Unemployment Rate

	Marion County	Indiana	United States
Unemployment Rate	7.1%	5.4%	6.6%

Injury-prone Employment

	Marion County	Indiana	United States
Construction	4.3%	4.4%	4.6%
Mining and Natural Resources	0.1%	0.7%	1.4%
Manufacturing	9.2%	17.6%	8.8%
Trade, Transportation, & Utilities	19.6%	19.5%	19.1%

Rural Communities



www.RuralCommunityToolbox.org



Ongoing Work

- **Courts**

- Increased funding for 101 problem solving and family recovery courts
- Justice Reinvestment Advisory Council

- **Jail treatment initiatives**

- Improve and expand jail treatment initiatives across the state
- Provide Naloxone to offenders leaving the justice system.

- **Comprehensive Addiction Recovery Centers**

- 3 CARCs implemented in Lake, Marion and Dearborn County with another center approved for the Allen County.



Prevention

- **DMHA Prevention Regions**
 - Support community based organizations that employ evidence based prevention models.
- **Indiana State Museum FIX Exhibit**
 - Reduces stigma around substance use disorder through interactive, educational experience.
- **Drug Take Backs**
 - Indiana has collected over 165 tons of unused or expired medication through drug take back days reducing the risk of diversion.





Stay Connected

 Recovery.IN.gov



[@INDrugCzar](https://www.instagram.com/INDrugCzar)



NextLevel
RECOVERY