

Indiana PMP Prescriber Report User Guide

This document is a guide to interpreting your Prescriber Report. Please log into the PDMP and navigate to Menu > RxSearch > Prescriber Report to download a copy. Report images below are examples and not a reflection of your prescribing history.

The Prescriber Report is intended to give prescribers insight into their controlled substance prescribing patterns. Reports are provided quarterly to all registered PMP users with an active account and a defined role and specialty who have written at least one opioid, sedative, or stimulant prescription during the prior 6-month period. The data represented includes Schedule II-V drugs as reported to the state PDMP, by the dispensers and pharmacies, during the report period listed. The following includes information on how to interpret each section of the prescriber report.

***Disclaimer:** Comparisons with peer groups are meant to give prescribers a point of reference. The PDMP recognizes that no two practice settings are identical. Additionally, this report is not intended to be an indication that the prescriber or his/her patients have done something wrong.*

***Interactivity:** Please note that Prescriber Reports are now interactive! [Click here](#) for an overview of the additional information that you may now obtain from your Prescriber Report.*

Report Header

The “Specialty” field represents the Healthcare Specialty chosen by you upon registration with the PMP. If you feel your specialty is misrepresented, you may update it within your PMP account, and these changes will be reflected in the next distribution of your prescriber report.

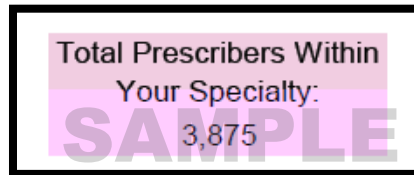
To update your Specialty in the PMP, please log-in to the PMP system. Under the “Menu” tab, select “My Profile” and update your Healthcare Specialty. For additional details on how to do this, please see the Q&A section of this document.

The “quarter” drop down allows you to view up to the last 4 quarterly reports, if one was generated for previous quarters.

DATE: 07/17/2021	quarter	DATES COVERED BY THIS REPORT: 01/01/2021 - 06/30/2021
NAME: Your Name	2021 Q2	DEA #: SAMPLE AA1234567
ROLE: Physician (MD, DO)		SPECIALTY: Family Medicine

Peer Groups

Most metrics include comparisons to median values of your prescriber peer groups. Only those prescribers who are registered with the PMP with an active account and a defined role and specialty who have written at least one opioid, sedative, or stimulant prescription during the prior 6-month period are included in the comparisons.



Peer Specialty Comparison: The same healthcare specialty as the prescriber. For example, comparison with all other roles (physicians, nurse practitioners, physician assistants, etc.) practicing in family practice. Throughout the report, the blue bar chart represents your prescribing activity, while the peer specialty comparison is displayed as the pink line.

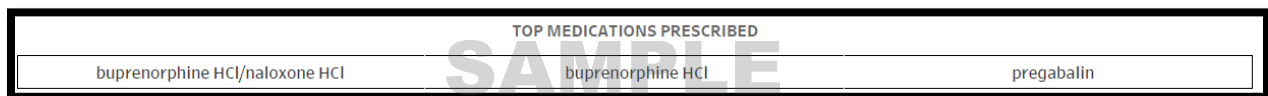


The specialty as selected by the prescriber at the time of registration is used for this comparison. If the number of peers in Specialty Level 3 is too small for a statistically valid comparison, Specialty Level 2 is used. If Specialty Level 2 is too small for a statistically valid comparison, Specialty Level 1 is used.

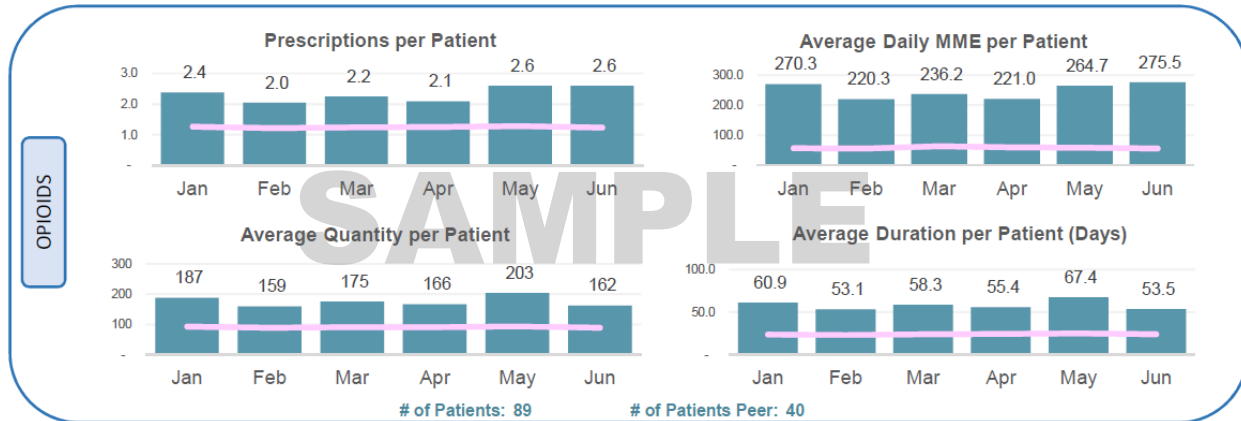


Top Medications Prescribed

This metric represents the top three Schedule II-V drugs (listed by generic name) based on the number of prescriptions prescribed by you and reported to the PMP during the 6-month reporting period.



Opioids*



*This section excludes drugs containing buprenorphine

Prescriptions per Patient: The average number of opioid prescriptions dispensed per unique patient during each month.

Daily MME per Patient: The average daily MME for opioids dispensed per patient during each month. Daily MME is the total MME divided by days supplied for each dispensation.

Average Quantity per Patient: The average quantity of opioid doses dispensed per unique patient during each month.

Average Duration per Patient: The average days supplied of opioids dispensed per unique patient during each month. The days' supply in the reporting period is not necessarily consecutive (e.g., two 5-day opioid prescriptions written two weeks apart would count as 10 days).

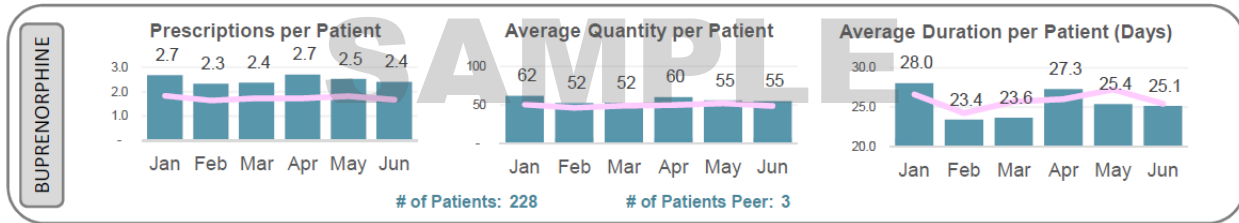
Unique Patients: Distinct count of patients prescribed opioids by physician during the 6-month reporting period.

Unique Patients Peer: Average Distinct count of patients prescribed opioids per physician, within peer specialty comparison, during the 6-month reporting period.

The Morphine Milligram Equivalent (MME) is the amount of morphine an opioid dose is equal to when prescribed. Buprenorphine is excluded from MME calculations in this report. The Centers for Disease Control and Prevention (CDC) recommends that prescribers should reassess evidence of the benefits and risks to the patient when increasing dosage to ≥ 50 MME/day (e.g., ≥ 50 mg hydrocodone; ≥ 33 mg oxycodone) and avoid increasing to ≥ 90 MME/day (≥ 90 mg hydrocodone; ≥ 60 mg oxycodone) when possible due to an increased risk of complications.

The CDC's Opioid Guideline Mobile App summarizes key recommendations on opioid prescribing and includes an MME calculator: <https://www.cdc.gov/drugoverdose/prescribing/app.html>

Buprenorphine**



**This section includes only drugs containing buprenorphine

Prescriptions per Patient: The average number of buprenorphine prescriptions dispensed per unique patient during each month.

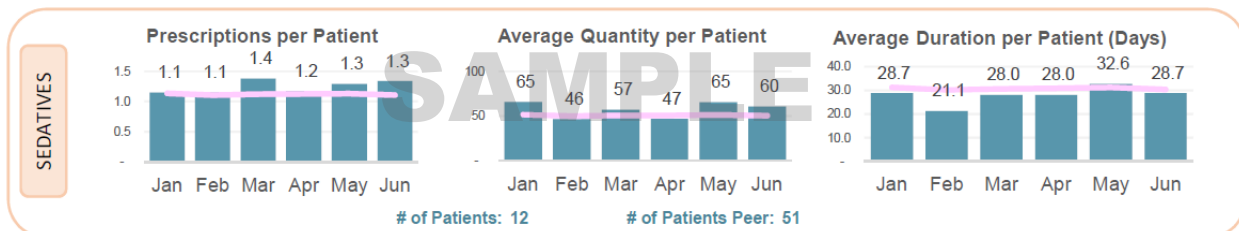
Average Quantity per Patient: The average quantity of buprenorphine doses dispensed per unique patient during each month.

Average Duration per Patient: The average days supplied of buprenorphine dispensed per unique patient during each month. The days' supply in the reporting period is not necessarily consecutive (e.g., two 5-day opioid prescriptions written two weeks apart would count as 10 days).

Unique Patients: Distinct count of patients prescribed buprenorphine by physician during the 6-month reporting period.

Unique Patients Peer: Average Distinct count of patients prescribed buprenorphine per physician, within peer specialty comparison, during the 6-month reporting period.

Sedatives***



***This section includes all Anxiolytic/Sedative/Hypnotic dispensations

Prescriptions per Patient: The average number of sedative prescriptions dispensed per unique patient during each month.

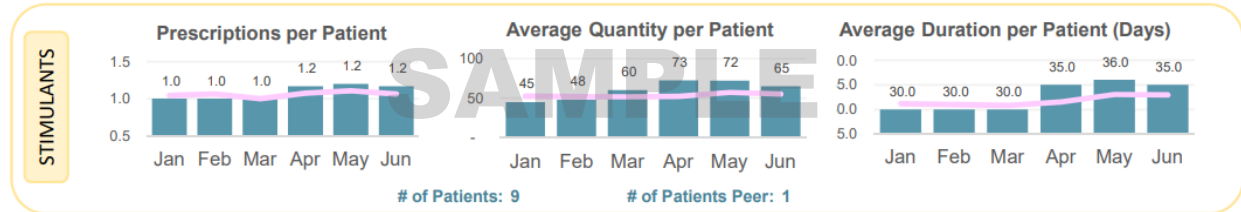
Average Quantity per Patient: The average quantity of sedatives dispensed per unique patient during each month.

Average Duration per Patient: The average days supplied of sedatives dispensed per unique patient during each month. The days' supply in the reporting period is not necessarily consecutive (e.g., two 5-day opioid prescriptions written two weeks apart would count as 10 days).

Unique Patients: Distinct count of patients prescribed sedatives by physician during the 6-month reporting period.

Unique Patients Peer: Average Distinct count of patients prescribed sedatives per physician, within peer specialty comparison, during the 6-month reporting period.

Stimulants



Prescriptions per Patient: The average number of stimulant prescriptions dispensed per unique patient during each month.

Average Quantity per Patient: The average quantity of stimulants dispensed per unique patient during each month.

Average Duration per Patient: The average days supplied of stimulants dispensed per unique patient during each month. The days’ supply in the reporting period is not necessarily consecutive (e.g., two 5-day opioid prescriptions written two weeks apart would count as 10 days).

Unique Patients: Distinct count of patients prescribed stimulants by physician during the 6-month reporting period.

Unique Patients Peer: Average Distinct count of patients prescribed stimulants per physician, within peer specialty comparison, during the 6-month reporting period.

At Risk Patients

	Dangerous Combination	Multiple Providers	MME Threshold
AT-RISK PATIENTS	Benzo + Opioid 12 You 85 You + Other Prescribers	Patients with 5 or more Prescribers 25	Patients Receiving Daily MME >= 90 83
	Benzo + Opioid + Carisoprodol 0 You 0 You + Other Prescribers	Patients with 5 or more Pharmacies 40	Patients Receiving Daily MME >= 120 66

Dangerous Combination Therapy:

This metric represents the number of patients in the 6-month reporting period receiving a prescription for both an opioid and a benzodiazepine (or an opioid, benzodiazepine, and carisoprodol) for an overlapping period within the reporting period. The metric “You” represents cases in which you wrote prescriptions for each of the drugs for the same patient. The metric “You + Other Prescribers” represents cases in which you wrote at least one of the prescriptions (this metric is inclusive of the “You” metric). Benzodiazepine prescriptions include any other anxiolytic, sedative, and hypnotic medications. *According to the CDC, concurrent benzodiazepine, opioid, and/or carisoprodol prescriptions should be avoided, given the high risk of adverse drug interactions, specifically respiratory depression and death.*

Patients Exceeding Multiple Provider Thresholds:

This metric represents the number of your patients who received controlled substance prescriptions from 5 or more prescribers/pharmacies, including you, within 6-month reporting period.

Patients Exceeding Daily MME Thresholds:

This metric represents the number of patients who received a daily MME value of ≥ 90 or ≥ 120 for dispensations prescribed by you during the 6-month reporting period.

PDMP Usage

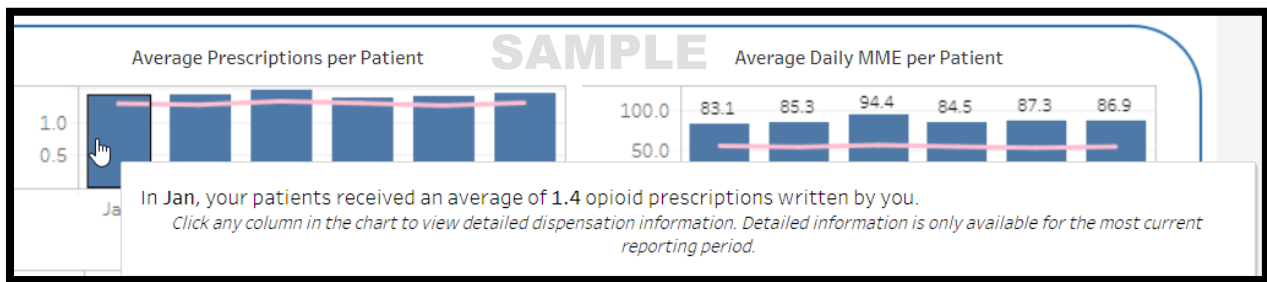
This metric represents the total number of PDMP patient report requests made within the reporting period by you and/or your delegates.



Interactivity

Most of the report is interactive and will provide additional detail if hovered over or clicked on.

Hovering over any of the bar or line graph data points will provide additional information about the metric you are viewing.



Clicking on one of the graphs will open a screen displaying the details of each prescription that contributed to the metric you clicked on. For example, clicking any metric in the “Opioids” section of the report will display the details of the opioid prescriptions that you wrote for the reporting period, including patient details. Use the filters at the top of the report to view prescriptions by date filled, drug units (each, gm, ml), or MME threshold.

SAMPLE Opioid Patient and Dispensation Details

Filled At: (All) | Units: (All) | MME: (All)

5.38 Avg RX Per Patient
 0.41 Avg MME per Patient
 0.23 Avg Qty per Patient
 0.14 Avg Days Supply per Patient

Patient Name	Patient DOB	Fill Date	RX #	Brand Name	Days Supply	Qty	Units	MME
Test Patient 1	9/4/1922	3/25/2021	2157244	HYDROCODONE-ACETAMINOPHEN	15	45.0	Null	30.0000
		4/7/2021	2157458	HYDROCODONE-ACETAMINOPHEN	15	45.0	Null	30.0000
		5/6/2021	2158000	HYDROCODONE-ACETAMINOPHEN	15	45.0	Null	30.0000
		5/28/2021	2158428	HYDROCODONE-ACETAMINOPHEN	15	45.0	Null	30.0000
		6/9/2021	2158609	HYDROCODONE-ACETAMINOPHEN	33	100.0	Null	30.3030
Test Patient 2	9/10/1930	1/6/2021	286592	HYDROCODONE-ACETAMINOPHEN	30	90.0	each	30.0000
		2/8/2021	287970	HYDROCODONE-ACETAMINOPHEN	30	90.0	each	30.0000
		3/4/2021	288012	HYDROCODONE-ACETAMINOPHEN	30	90.0	each	30.0000

Similar displays are available by clicking the metrics in the “Buprenorphine”, “Sedatives”, and “Stimulants” sections of the report.

There are also additional details available for the “At Risk Patients” section of the report. Clicking on the “Dangerous Combination Therapy” metric will display a list of all patients that are concurrently prescribed opioids, benzodiazepines, and/or carisoprodol. Use the “You” filter at the top to see cases in which you wrote prescriptions for each of the drugs for the same patient. Use the “You + Other Prescribers” filter to see cases in which you wrote at least one of the prescriptions (this metric is inclusive of the “You” metric).

SAMPLE Patients with Overlapping Opioid & Benzo Dispensations

61 You **79** You + Others

Patient Name	Patient DOB	Your RX's
Test Patient 1	6/27/1937	2
Test Patient 2	8/18/1937	8
Test Patient 3	12/5/1937	14

From the list of patients, click on a patient name to see the full prescription detail for any concurrently prescribed opioids, benzodiazepines, and/or carisoprodol.

Dispensation Details						SAMPLE			
Fill Date	RX #	Brand Name	Qty	Days Supply	Presc. DEA	Presc. Name	Opioid	Benzo	
1/7/2021	2248066	HYDROCODONE-ACETAMINOPHEN	7.0	7	AA1234567	Prescriber Name	Y	N	
	4556806	ALPRAZOLAM	90.0	30	AA1234567	Prescriber Name	N	Y	

Similar displays of patient and prescription details are available by clicking the “Multiple Providers” and “MME Thresholds” metrics.

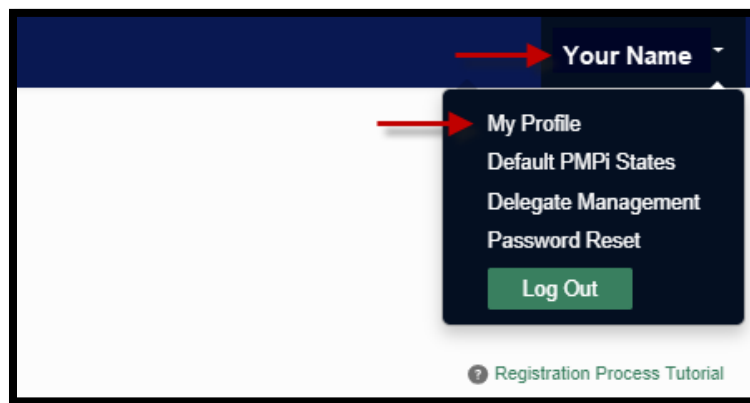
Questions and Answers (Q&A)

How can I update my Specialty so that it is represented correctly in this report?

The “specialty” in the prescriber report represents the specialty level 2 as chosen by you upon registration with the PDMP. If you feel your specialty is misrepresented, you may update it within your PDMP account, and these changes will be reflected in the next distribution of your prescriber report.

To update your specialty, follow the steps below.

1. Login to INSPECT at <http://indiana.pmpaware.net>
2. Click on your name in the top right corner of the PMP and then click My Profile.



3. Under My Profile you will find Specialty which displays the currently selected Healthcare Specialty.

My Profile

Download PDF

Profile Info [Edit](#)

<p>Name: Your Name (Last Login: 09/23/2019)</p> <p>Position/Rank: DOB:</p> <p>Primary Contact: DEA Number(s): Controlled Substance #: Professional License #: Type:</p>	<p>Registration Date: 04/05/2016 Employer DEA(s): Employer: Employer Phone: Employer Fax: Primary Work Location: Roles:</p>
---	---

Specialty

Add a Healthcare Specialty [Browse All](#)

★ Designates Primary Specialty

★ Allopathic & Osteopathic Physicians
 Family Medicine ✕

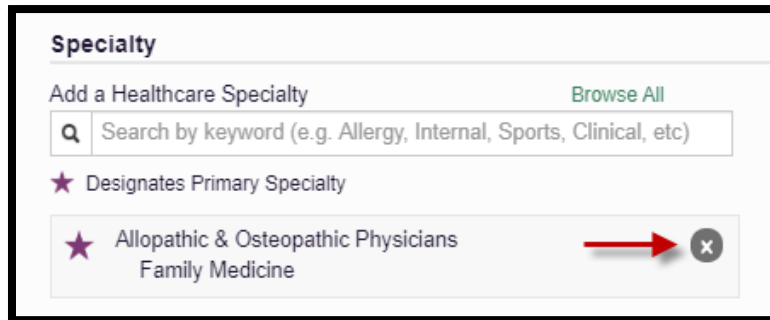
You may add additional specialties, if applicable, by clicking within the “Add a Healthcare Specialty” field and begin typing the name of your preferred specialty.

Specialty

Add a Healthcare Specialty [Browse All](#)

- ★ **Nursing Service Providers**
- ★ **Licensed Practical Nurse**
- ★ **Licensed Psychiatric Technician**
- ★ **Licensed Vocational Nurse**
- ★ **Registered Nurse**
- ★ **Registered Nurse - Addiction (Substance Use Disorder)**
- ★ **Registered Nurse - Administrator**
- ★ **Registered Nurse - Ambulatory Care**
- ★ **Registered Nurse - Cardiac Rehabilitation**
- ★ **Registered Nurse - Case Management**
- ★ **Registered Nurse - College Health**
- ★ **Registered Nurse - Community Health**
- ★ **Registered Nurse - Continence Care**
- ★ **Registered Nurse - Continuing Education/Staff Development**
- ★ **Registered Nurse - Critical Care Medicine**

4. To delete an existing Healthcare Specialty, click the “X” to the right of the specialty you wish to delete.



My DEA number is incorrect. How can I fix that?

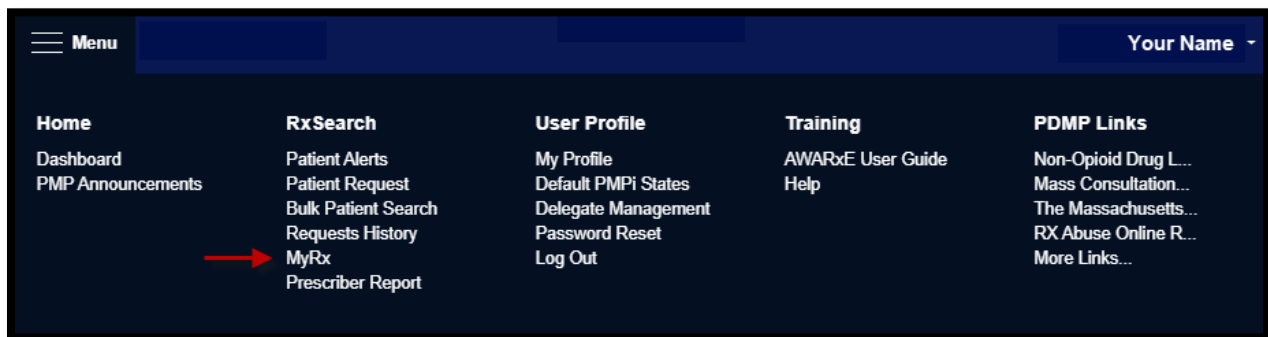
You can validate or update your DEA number by visiting the DEA website:

<https://apps.dea.diversion.usdoj.gov/webforms/jsp/regapps/common/updateLogin.jsp>

How can I look up my prescribing history?

You may further review your PMP prescription details by following the below steps.

1. Login to INSPECT at <http://indiana.pmpaware.net>
2. Click Menu from the top menu bar to expand the options
3. Click MyRx below RxSearch



4. MyRx will allow you to search for prescriptions written by you that have been dispensed to the patient and reported to Indiana.

My Rx

* Indicates Required Field

Prescriptions Written

No earlier than 1 year from today

From*

MM/DD/YYYY

To*

MM/DD/YYYY

DEA Numbers

AA1234567

Generic Drug Name (Optional)

Drug Name

Search

How can I learn more about opioid prescribing, tapering and referring substance use disorder patients to treatment?

[CDC Guideline for Prescribing Opioids for Chronic Pain](#)

Please familiarize yourself with these valuable SUD resources:

Indiana State Medical Association (ISMA):

https://www.ismanet.org/ISMA/Education/Opioid_Prescribing_Resources/ISMA/Education/opioid-prescribing.aspx?hkey=6909d03a-706d-4e64-b931-efbc1d42066d

Why did I receive this report when my peer prescriber has not received it?

Only prescribers that are registered with the PMP, have a defined role and specialty, and have written at least controlled substance prescription during the prior six-month period will receive a report.

What are some of the limitations of the Prescriber Report?

1. Certain specialties can have a small number of practitioners and, therefore, an outlier can significantly influence the number of patients, prescriptions, and the averages in several of the data fields included in the Report.
2. Comparisons exclude practitioners within your specialty that have not issued a prescription for at least one opioid, sedative, or stimulant prescription during the six-month reporting period. Therefore, in certain specialties you are being compared to the subset of practitioners who have prescribed a controlled substance in those categories during the reporting window rather than to all practitioners within that specialty.