

Final Report

**State of Indiana
Consolidated Annual Performance
and Evaluation Report (CAPER)**

Program Year 2007
(July 1, 2007 to June 30, 2008)

Final Report

September 29, 2008

**State of Indiana
Consolidated Annual Performance
and Evaluation Report (CAPER) for
Program Year 2007
(July 1, 2007 to June 30, 2008)****Prepared for**

State of Indiana
Indiana Office of Community and Rural Affairs
Indiana Housing and Community Development Authority
One North Capitol Avenue, Suite 600
Indianapolis, Indiana 46204
317.232.8831

Prepared by

BBC Research & Consulting
3773 Cherry Creek N. Drive, Suite 850
Denver, Colorado 80209-3868
303.321.2547 fax 303.399.0448
www.bbcresearch.com
bbc@bbcresearch.com

Table of Contents

I. Introduction

| | |
|--------------------------------------|-----|
| Purpose of the CAPER | I-1 |
| Public Notice for CAPER Review | I-2 |
| Applicable Areas..... | I-2 |
| Organization of the Report | I-2 |

II. Goal Assessment

| | |
|--|-------|
| 2007 Housing and Community Development Needs | II-1 |
| Needs identification Workshop | II-2 |
| Five-Year Strategic Goals..... | II-4 |
| Strategic Plan and Action Plan | II-4 |
| Comparison of 2007 One-Year Goals with Accomplishments | II-17 |
| Performance Measures Reports | II-23 |

III. Housing and Community Development Activities

| | |
|--|--------|
| 2007 Housing and Community Development Needs | III-1 |
| Use of CDBG, HOME and ADDI Funds to Meet Identified Needs | III-3 |
| Housing Activities | III-10 |
| Community Development Activities | III-27 |
| Program Income..... | III-39 |
| Administrative Funds and Prior Period Adjustments..... | III-40 |
| Fair Housing Activities | III-40 |
| Activities in Support of Affordable Housing and Community Development..... | III-44 |
| Monitoring of Compliance with HOME Funding Regulations | III-52 |
| Monitoring of Compliance with CDBG Funding Regulations | III-53 |
| Civil Rights Performance Monitoring Activities by the State | III-55 |
| Leveraging Resources | III-55 |
| Self-Evaluation..... | III-58 |
| Additional Program Information | III-59 |

Attachments:

IHCDA Reports

OCRA Reports

Table of Contents

IV. Homeless Activities

| | |
|---------------------------------------|-------|
| Homelessness in Indiana | IV-1 |
| Priority Needs | IV-2 |
| HOME and CDBG | IV-3 |
| Continuum of Care | IV-4 |
| Emergency Shelter Grant..... | IV-6 |
| Overall Program Year Allocation | IV-9 |
| Self Evaluation | IV-13 |
| ESG Summary | IV-16 |

Attachments:

ESG FY2007 & FY2008 Application for Funds

ESG Monitoring Tool

ESG IDIS Reports

V. Non-Homeless Special Needs Activities

| | |
|-------------------------------------|------|
| HIV/AIDS in Indiana | V-2 |
| HOPWA Project Accomplishments | V-5 |
| Community Planning Efforts | V-14 |
| Compliance..... | V-14 |
| Barriers | V-15 |
| Performance Chart | V-17 |

Attachments:

HOPWA CAPER Measuring Performance Outcomes (HUD-40110-D)

HOPWA Grantee Program List

HOPWA Monitoring Documents

HOPWA IDIS Reports

VI. Performance Measurement System

| | |
|--|------|
| Goals and Plan | VI-1 |
| IHCDA Performance Measurement System | VI-1 |
| OCRA Performance Measurement System | VI-4 |

Attachments:

IHCDA Performance Measures

ESG Performance Based Options

Attachments:

Public Comment

HUD Tables

SECTION I.
Introduction

SECTION I.

Introduction

Purpose of the CAPER

At the end of each program year, the U.S. Department of Housing and Urban Development (HUD) requires all HUD recipients to submit a description and evaluation of program year (PY) activities that have been undertaken using HUD funding. This information is compiled into a report called the Consolidated Annual Performance and Evaluation Report (CAPER). In general, recipients are required to discuss how the activities undertaken during the program year addressed the priority needs previously identified in the Consolidated Plan and Continuum of Care reports. The goal of the CAPER is to enable HUD and citizens to assess the recipient's progress toward meeting long-term goals.

The State of Indiana CAPER reports on program activities for four HUD block grants administered by three State agencies. For the State's 2007 program year, these agencies and awards included:

- The Indiana Office of Community and Rural Affairs (OCRA)—primary administrator of the State Community Development Block Grant (CDBG) program;
- The Indiana Housing and Community Development Authority (IHCDA)—administrator of the State HOME Investment Partnerships Program, the American Dream Downpayment Initiative (ADDI), the Emergency Shelter Grant (ESG) program, the Housing Opportunities for Persons with AIDS (HOPWA) program, and a portion of the CDBG program.

This CAPER was completed in accordance with Sections 104(d) and (e) of the Housing and Community Development Act and Title 24 CFR Part 91 and Part 570, which pertain to State submissions of the CAPER.

With the signing of House Enrolled Act 1003 during PY2004 by Governor Mitch Daniels, the Indiana Department of Commerce (IDOC) was officially restructured. The business development functions formerly under IDOC are now a part of the newly created Indiana Economic Development Corporation. House Enrolled Act 1008 established the Indiana Office of Rural Affairs (ORA). During the 2006 General Assembly, legislation was created to change the name of ORA to the Office of Community and Rural Affairs (OCRA) to better encompass all of the office functions. This office falls under the leadership of Lieutenant Governor Rebecca Skillman. Most of the community development programs formerly housed within the IDOC are now OCRA.

Additionally, Senate Bill 578 changed the name of the Indiana Housing Finance Authority (IHFA) to the Indiana Housing and Community Development Authority (IHCDA). IHCDA oversees the following programs: Community Food and Nutrition, Domestic Violence Program, Emergency Shelter Grant, Energy Assistance Program, Individual Development Account (IDA), Neighborhood Assistance Program (NAP), Shelter Plus Care, and the Weatherization Assistance Program.

Finally, during PY2005, the ESG Program moved from Family Social Services Administration to IHCDA on February 1, 2006.

Public Notice for CAPER Review

The 2007 CAPER was available for public review between September 12, 2007 and September 26, 2007. A hard copy of the CAPER was on file with the Indiana Office of Community and Rural Affairs, and electronic copies were published on agency websites. Public comments were encouraged and accepted during this period. All public comments are attached to this CAPER. The public notice announcing the availability of the CAPER is attached to this section.

Applicable Areas

The State of Indiana Consolidated Plan covers all non-entitlement areas in the State. The term “entitlement areas” refers to cities and counties that, because of their size, are able to receive federal HUD funding directly. These areas must complete a Consolidated Plan separately from the State to receive funding. The requirements for receiving CDBG, HOME, ADDI, ESG and HOPWA funds directly are all slightly different, but are generally based on size and need of the community. For purposes of this report, “non-entitlement” refers to cities and towns that do not file Consolidated Plans individually and are not able to receive funding from the HUD programs directly.

The entitlement areas in Indiana during PY2007 include the cities of Anderson, Bloomington, Carmel,¹ Columbus, East Chicago, Elkhart, Evansville, Fort Wayne, Gary, Goshen, Hammond, Indianapolis, Kokomo, LaPorte, Michigan City, Muncie, New Albany, Terre Haute, Lake County, Hamilton County² and the consortiums of Lafayette (including the cities of Lafayette and West Lafayette) and St. Joseph’s County (including the cities of South Bend and Mishawaka).

Organization of the Report

The remainder of this report is organized as follows:

- Section II discusses the State’s 2005-2009 Five-Year Strategic Plan and the 2007 One-Year Action Items, as well as their accomplishments;
- Section III discusses how the CDBG, HOME and ADDI programs and other resources were used to meet the housing and community development needs of non-entitlement areas in the State;
- Section IV discusses how the ESG, HOME and CDBG programs and other resources were used to meet the needs of persons who are homeless in the State;
- Section V discusses how the HOPWA program and other resources were used to meet the needs of persons living with HIV/AIDS in the State; and
- Section VI discusses the State’s progress in meeting HUD’s new Performance Measurement System program.

¹ Carmel is included in Hamilton Urban County as an entitlement city as a joint applicant.

² The Towns of Sheridan, Arcadia and Atlanta are excluded from the Hamilton County Urban County for the period of 2007-2009.

**LEGAL NOTICE
OF FILING OF
COMBINED ANNUAL PERFORMANCE EVALUATION REPORT**

Notice is hereby given that the Indiana Office of Community & Rural Affairs, and the Indiana Housing and Community Development Authority will file their 2007 Combined Annual Performance Evaluation Report with the U.S. Department of Housing & Urban Development (HUD) on or about September 30, 2008. These programs are funded through the U.S. Department of Housing & Urban Development under Title I of the Housing & Community Development Act of 1974 as amended.

The Combined Annual Performance Evaluation Report provides information on the expenditure of activities with regard to the Community Development Block Grant (CDBG) Program, the Home Investment Partnership (HOME) Program, the Emergency Shelter Grant (ESG) Program, and the Housing Opportunities for Persons With Aids (HOPWA) Program. The Office of Community & Rural Affairs will have the Combined Annual Performance Evaluation Report available for public inspection prior to its submission. Members of the public, especially persons of low to moderate income, are invited to review the Combined Annual Performance Evaluation Report prior to its submission during the hours of 8:30 a.m. to 5:00 p.m., Friday, September 12, 2008 through Friday, September 26, 2008, at the Indiana Office of Community & Rural Affairs, One North Capitol, Suite 600, Indianapolis, Indiana 46204. Information regarding the Combined Annual Performance Evaluation Report can be obtained by writing to: Office of Community and Rural Affairs, Grant Support Division, c/o Beth Dawson, One North Capitol, Suite 600, Indianapolis, Indiana 46204-2288. Additional information may also be obtained via e-mail at bdawson2@ocra.IN.gov or by phone at 1-800-824-2476.

Newspapers the public notice was published in:

The Republic, Columbus, IN
Indianapolis Star, Indianapolis, IN
The Journal-Gazette, Ft. Wayne, IN
The Chronicle-Tribune, Marion, IN
The Courier Journal, Louisville, KY
Gary Post Tribune, Merrillville, IN
Tribune Star, Terre Haute, IN
Journal & Courier, Lafayette, IN
Evansville Courier, Evansville, IN
South Bend Tribune, South Bend, IN
Palladium-Item, Richmond, IN
The Times, Munster, IN
The Star Press, Muncie, IN

SECTION II.
Goal Assessment

SECTION II.

Goal Assessment

This section of the CAPER describes the top-level goals that were established in the 2005-2009 Five-Year Strategic Plan and 2007 One-Year Action Plan for meeting housing and community development needs. It begins with a summary of the State's housing and community development needs for program years (PY) 2005 through 2009. The section then compares the 2007 One-Year Action Plan supporting the top-level goals with actual performance.

As part of the CAPER process, the State conducted self-evaluations of the performance of the four HUD grants to determine if State needs were being met. These program-specific self-evaluations are included in later sections.

2007 Housing and Community Development Needs

The State's program years 2005-2009 Consolidated Plan and 2007 Update presented findings from a large key person mail survey, a citizen survey conducted by telephone and through mail, key person interviews and secondary statistical research conducted during the Consolidated Planning process. In sum, these data showed the following housing and community development needs:

- The top housing need, identified by almost all the interviewees for the 2007 Action Plan, was providing additional affordable rental or for-sale units. Top community and economic development needs included access to more jobs with better pay and increase public funds to maintain public infrastructure.
- The top-needed housing types identified by the 2006 survey respondents were single family housing, subsidized housing and emergency shelters.
- The greatest impediments to owning a home, as identified by the 2005 survey respondents, included affordability/high housing prices, lack of stable income/cyclical income, having a poor credit history, and unable to come up with a downpayment.
- Key person mail respondents were asked what is most needed in their communities to meet the needs of persons experiencing homelessness. The top needs included supportive services, emergency shelters and transitional housing.
- According to the key person mail survey respondents, the top barriers to community and economic development in Indiana are employment related, including jobs that pay livable wages as well as job growth.
- According to a telephone survey of residents in nonentitlement areas in the State, most of the State's renters would prefer to own a house or a condo/townhome. Some barriers to owning a home as identified by these renters included not having enough money for a downpayment, not qualifying for a mortgage, and not being able to afford a monthly mortgage payment. Of those who tried to get a home loan and could not, the top reasons included poor credit, not enough credit to get a loan, and having a high debt-to-income ratio.

- If respondents were given \$1 million they could use to improve their community most would use the money to help bring jobs to their city/town, build more affordable rental housing and build more single family affordable housing.
- Respondents of both types of citizen surveys said that the housing type most needed in their communities is single family homes—nearly one-third of both types of respondents cited this need. Also important to the mail/Internet respondents (29 percent) was the need for accessible housing for disabled persons/elderly.
- According to data reported by the Census Bureau, in 2004, approximately 348,000 homeowners and 257,000 renters paid more than 30 percent of their incomes in housing and are cost burdened. The State’s youngest and low-income households are the most likely to be cost-burdened.

Needs identification Workshop

The Consolidated Plan Coordinating Committee met in February 2005 to review the research conducted for the State’s Five-Year Consolidated Plan, and to discuss and determine the State’s current housing and community development needs, including needs related to fair housing. During this meeting, the Committee developed a list of needs for three broad categories: Affordable and Fair Housing, Special Needs Populations, and Community and Economic Development.

Exhibit II-1 on the following page summarizes the top needs identified in this workshop.

Exhibit II-1.

Top Needs Identified by Consolidated Plan Coordinating Committee, 2005 Consolidated Planning Process

| Affordable and Fair Housing | Special Needs Populations | Community and Economic Development |
|--|--|---|
| Visitability standards in new construction and rehabilitation. | Operating support for shelters and supportive services for permanent housing. | Fire/safety equipment |
| High rental assistance needs for very low-income households and cost burdened households. | Transitional housing for youth aging out of foster care, reduction of NIMBYism | Public infrastructure |
| Economic support for operations/supportive services of supportive housing and housing for special needs populations. | Migrant farmworkers housing: <ul style="list-style-type: none"> ■ Education about housing options, fair housing rights; and ■ Better information about actual needs of farmworkers (e.g., market study and/or survey) and NIMBYism reduction. | Communities are lacking resources to fulfill EPA regulations |
| Rental rehabilitation needs of affordable units, private properties in disrepair. | Persons with mental illness and homeless: <ul style="list-style-type: none"> ■ Lack of housing for people who are discharged from State institutions; ■ Independent housing, housing choice; ■ Lack of knowledge of fair housing rights, reasonable accommodations law; and ■ State plan to end chronic homelessness actively implemented. | Water, wastewater, sewer and drainage problems: <ul style="list-style-type: none"> ■ Public health concerns; ■ Sewage backup; ■ Flooding; and ■ Bringing homes onto public systems. |
| Property tax relief for homeowners who are cost burdened. | Set aside program for home modifications, accessibility improvements | A strong link between job creation and economic development. |
| Counseling and homeowner education, reduction in foreclosures, and improved financial literacy. | Home Choice downpayment assistance (up to \$15,000). applied to other downpayment assistance programs. | Downtown revitalization. |
| Affordable housing searchable database on the Internet with an indicator for accessible units. | Incentives for multifamily developers, property owners to provide more than federal guidelines of housing units with accessibility features. | Greater diversification of activities funded by CDBG dollars. |

Source: BBC Research & Consulting.

Five-Year Strategic Goals

Four goals were established to guide funding during the FY2005-2009 Consolidated Planning period:

- Goal 1.** Expand and preserve affordable housing opportunities throughout the housing continuum.
- Goal 2.** Reduce homelessness and increase housing stability for special needs populations.
- Goal 3.** Promote livable communities and community revitalization through addressing unmet community development needs.
- Goal 4.** Promote activities that enhance local economic development efforts.

The goals are not ranked in order of importance, since it is the desire of the State to allow each region and locality to individually determine and address the most pressing needs being faced.

Strategic Plan and Action Plan

Goal 1. Expand and preserve affordable housing opportunities throughout the housing continuum.

As detailed in the FY2005 Five-Year Consolidated Plan, one of the greatest needs of communities is affordable, quality, multifamily housing. “Affordable” housing in this context generally refers to housing costs that are 30 percent or less than a household’s gross income.

The activities used to accomplish Goal 1 include:

HOME and ADDI Program Activities. Continue to use HOME funds that are allocated by IHCDA via the following funding programs:

- HOME application;
- HOME Owner-Occupied Rehabilitation (OOR);
- HOME portion of the Qualified Allocation Plan (QAP);
- CHDO Works.

Continue to use ADDI funds that were allocated via IHCDA’s First HOME program. To achieve the desired outcomes related to Goal 1, these programs make available funding for the following activities for applicants utilizing HOME funds:

- Transitional Housing—rehabilitation/new construction/refinance;
- Permanent Supportive Housing—rehabilitation/new construction/refinance;
- Rental Housing—rehabilitation/new construction/refinance;
- Homebuyer—rehabilitation/new construction;
- CHDO Operating Support;
- CHDO Predevelopment Loans; and
- CHDO Seed Money Loans.

Downpayment assistance is another activity that was used to achieve Goal 1. In recent years, IHCD A used both ADDI and HOME funding via the First Home program to fund this initiative. While IHCD A continued to offer downpayment assistance through the First Home program, it also proposes to use HOME funds for homeownership counseling and downpayment assistance through the Community Development department.

CDBG Program Activities (Housing). CDBG funds allocated by both IHCD A and the Office of Community and Rural Affairs (OCRA) were used to achieve Goal 1. IHCD A allocates CDBG funds via the following programs:

- Housing from Shelters to Homeownership—\$4,291,773 allocated in 2007; and
- Foundations—funded as needed.

To achieve the desired outcomes related to Goal 1, the following activities will be available to applicants using CDBG funds from IHCD A's programs:

- Emergency Shelter—rehabilitation/new construction;
- Youth Shelter—rehabilitation/new construction;
- Migrant/Seasonal Farm Worker—rehabilitation/new construction;
- Transitional Housing—rehabilitation;
- Permanent Supportive Housing—rehabilitation;
- Rental Housing—rehabilitation;
- Owner-Occupied Rehabilitation; and
- Voluntary Acquisition/Demolition.

Exhibit II-2 on the following page shows the allocation and accomplishment for Goal 1 during 2007.

Exhibit II-2.
Goal 1. Award Goals and Accomplishments, PY 2007

| Goal | Funds | Activities | Funding Goals | Assistance Goals | Award Allocated | Units Anticipated | Beneficiaries Anticipated | Actual | Actual Units | Actual Beneficiaries | | |
|--|----------------------------|---|---------------------|--|---------------------|-------------------|---------------------------|---------------------|--------------|----------------------|--|--|
| 1. Expand and preserve affordable housing opportunities throughout the housing continuum. | HOME and | Transitional Hsg - Rehab+New Construction | \$10,117,529 | For Housing from Shelters to Homeownership, QAP, | \$546,000 | 11 | 11 | \$286,636 | 4 | 6 | | |
| | | Permanent Supportive Hsg - Rehab+New Construction | | \$820,000 | 24 | 24 | \$484,802 | 19 | 40 | | | |
| | ADDI | Rental Housing - Rehab+New Construction | | HOME OOR = 336 units | \$3,270,260 | 94 | 227 | \$3,750,710 | 11 | 22 | | |
| | | Homebuyer - Rehab+New Construction | | For First Home = 500 units | \$1,706,500 | 36 | 121 | \$1,218,381 | 19 | 61 | | |
| | | Owner Occupied Rehabilitation | | | | | | | \$737,260 | | | |
| | | Tenant Based Rental Assistance (TBRA) | | | | \$400,000 | | | | | | |
| | | HOME Subrecipient Agreement | | | | | | | \$169,000 | | | |
| | Decent Housing: | | | | | | | | | | | |
| | Availability/Accessibility | | | CHDO Operating Support | \$700,000 | | \$557,500 | | | \$380,000 | | |
| | Affordability | | | CHDO Predevelopment and Seed Money Loans | \$400,000 | | \$90,000 | 160 | 348 | \$60,000 | | |
| Sustainability | | HEC/Downpayment Assistance (DPA) | \$3,066,513 | | \$1,828,111 | 427 | 828 | \$602,744 | | | | |
| | | ADDI - DPA | | | | | | \$360,707 | 99 | | | |
| | | HOME - DPA | | | | | | \$2,259,877 | 573 | | | |
| | | Program Income - DPA | | | | | | \$464,297 | 122 | | | |
| | CDBG | Emergency shelters | \$4,291,773 | For all CDBG (Housing) = 244 units | \$400,000 | 25 | 271 | \$0 | | | | |
| | | Youth shelters | | | \$0 | | | \$0 | | | | |
| | | Transitional housing | | | \$0 | | | \$0 | | | | |
| | | Migrant/Seasonal farmworker housing | | | \$375,000 | 33 | 37 | \$1,500,000 | | | | |
| | | Permanent supportive housing | | | \$0 | | | \$0 | | | | |
| | | Rental housing | | | \$0 | | | \$257,856 | | | | |
| | | Owner-occupied units | | | \$3,728,545 | 418 | 939 | \$3,962,131 | 53 | 117 | | |
| | | Voluntary acquisition/demolition | | | \$0 | | | \$0 | | | | |
| | | Feasibility studies | | | \$0 | | | \$0 | | | | |
| | | Housing needs assessment | | | \$0 | | | \$20,000 | | | | |
| Total for Goal 1 | | | \$18,575,815 | 1,080 | \$13,721,916 | 1,228 | 2,806 | \$16,514,402 | 900 | 246 | | |

Source: Indiana Office of Community and Rural Affairs and Indiana Housing and Community Development Authority.

Goal 2. Reduce homelessness and increase housing stability for special needs populations.

HOME Program Activities. Via the HOME funds allocated by IHCDA through the Housing from Shelters to Homeownership and the HOME portion of the Qualified Allocation Plan programs, IHCDA is able to provide funding for activities that assist those that are at risk of becoming homeless or who would otherwise be homeless.

These activities include:

- Transitional Housing—rehabilitation/new construction/refinance; and
- Permanent Supportive Housing—rehabilitation/new construction/refinance.

With special needs populations these beneficiaries have activities available to them via the Housing from Shelters to Homeownership, the HOME portion of the QAP, First Home and the HOME OOR programs for the following types of activities:

- Transitional Housing—rehabilitation/new construction/refinance;
- Permanent Supportive Housing—rehabilitation/new construction/refinance;
- Tenant-Based Rental Assistance—targeted special needs populations;
- Rental Housing—rehabilitation/new construction/refinance;
- Homebuyer—rehabilitation/new construction;
- Downpayment Assistance; and
- Owner-Occupied Rehabilitation.

For both the homeless population and those with special needs, IHCDA’s programs often give preference or require applicants to target these types of beneficiaries. The Indiana Interagency Council on the Homeless’ Ten-Year State Plan to End Chronic Homelessness identifies the linkage of rental assistance and integrated case management and supportive services programs as a key action item in addressing the housing needs of special needs populations. IHCDA utilized tenant-based rental assistance on a limited basis to serve targeted populations.

CDBG Program Activities (Housing). Via the CDBG funds allocated by IHCDA through the Housing from Shelters to Homeownership, IHCDA is able to provide funding for activities that assist those that are at risk of becoming homeless or who would otherwise be homeless.

These activities include:

- Emergency Shelter—rehabilitation/new construction;
- Youth Shelter—rehabilitation/new construction;
- Migrant/Seasonal Farm Worker—rehabilitation/new construction;
- Transitional Housing—rehabilitation; and
- Permanent Supportive Housing—rehabilitation.

With special needs populations these beneficiaries have activities available to them via the Housing from Shelters to Homeownership program for the following types of activities:

- Emergency Shelter—rehabilitation/new construction;
- Youth Shelter—rehabilitation/new construction;
- Migrant/Seasonal Farm Worker—rehabilitation/new construction;
- Transitional Housing—rehabilitation;
- Permanent Supportive Housing—rehabilitation;
- Rental Housing—rehabilitation;
- Owner-Occupied Rehabilitation; and
- Voluntary Acquisition/Demolition.

For both the homeless population and those with special needs, IHCD's programs often give preference or require applicants to target these types of beneficiaries.

CDBG Program Activities (Community Focus Fund). Through the Community Focus Fund, provide funds for the development of health care facilities, public social service organizations that work with special needs populations, and shelter workshop facilities, in addition to modifications to make facilities accessible to persons with disabilities.

Goal and actual accomplishments for types of activities:

- Goal—The Office of Community and Rural Affairs anticipates receiving 2 or 3 applications for this type of project through the Community Focus Fund.
- Actual—\$1,130,427 was awarded to develop 3 special needs facilities with a community match of \$180,100. An estimated 582 people will benefit from the facilities.

ESG Activities. Through the ESG program, provide operating support to shelters, homeless prevention activities as well as case management to persons who are homeless and at-risk of homelessness.

Goals and actual ESG awards and accomplishments for activities:

- Operating support:
 - Goal—89 shelters receiving support, \$1,436,993 allocated in 2007.
 - Actual—82 shelters receiving support, \$1,448,207 awarded in 2007.
- Homelessness prevention activities:
 - Goal—25 shelters provided with homelessness prevention activity funding, \$93,936 allocated in 2007.
 - Actual—22 shelters provided with homelessness prevention activity funding, \$77,007 awarded in 2007.

- Essential services:
 - Goal—51 shelters provided with funding for essential services, \$317,668 allocated in 2007.
 - Actual—53 shelters awarded funding for essential services, \$401,612 awarded in 2007.
- Rehabilitation funding:
 - Goal—3 or 4 shelters provided with funding to increase the accessibility of their shelters, \$57,000 allocated in 2007.
 - Actual—5 shelters awarded funding to increase the accessibility of their shelters, \$48,040 awarded in 2007.
- Grantee cash and in-kind match:
 - Goal—Shelters match 100 percent of their rewards.
 - Actual—Shelters have currently matched 99 percent of their award that has been expended and they plan to match the remaining balance.
- Number of counties assisted:
 - Anticipated number of counties assisted—91 counties.
 - Actual number of counties assisted—91 counties.
- Number of clients served:
 - Anticipated number of clients served—47,259 clients served (unduplicated count).
 - Actual number of clients served—30,012 clients served.

Other ESG Accomplishments

- The Homeless Management Information System (HMIS) continued through a collaboration with the Indiana Coalition on Housing and Homeless Issues.
 - All of the 86 shelters have the HMIS software and have undergone training.
 - There are 27 domestic violence shelters that are not entering HMIS data because of confidentiality issues. Of the remaining 59 shelters that are entering data, 97 percent of them are compliant of entering data on a regular and consistent manner as of August 2008.
 - The shelters are able to pull data from the HMIS system for their ESG Annual Report and HUD APR's. There are some shelters that are utilizing the software for many other purposes like case management notes, bed counts, and medical appointments, etc.

- The ESG Special Needs Program Coordinator had increased involvement in the Continuum of Care (CoC) Application this year:
 - The Coordinator read and helped score the CoC applications, which were eventually sent to HUD.
 - The ESG Program Coordinator provided technical assistance in the new year around CoC process.
 - The ESG Program Coordinator encouraged the shelters and transitional housing agencies to attend their local CoC meetings and to stay in contact and collaborate with other local agencies that assist the homeless population.
 - The ESG Request for Proposals (RFP) that went out 2008-2009 awarded points to those shelters that attended their local CoC meetings.

Overall ESG indicators: Increase the availability and access to services, mainstream resources, case management and financial assistance, employment assistance, counseling for drug/alcohol abuse, mental illness, domestic violence, veterans' services and youth pregnancy. By utilizing these activities, individuals will increase their ability to access permanent housing and decrease the likelihood of repeated homelessness.

Outcomes are measured through indicators that grant recipients/shelters choose. These performance indicators are organized around Essential Services, Homelessness Prevention Activities, and Operations. It is anticipated that the shelters will achieve the required percent of the goals (under each of these three activities) that they establish for their grant performance periods.

HOPWA Activities. Through the HOPWA program, IHCD provides recipients who assist persons with HIV/AIDS with funding for rental assistance, housing information and resource identification, short-term rental, mortgage and utility assistance as well as supportive services.

Goals and actual accomplishments used to support Goals 1 and 2 via the following HOPWA activities:

- Rental Assistance:
 - Goal—\$370,040 allocated in 2007 to assist 170 households.
 - Actual—\$411,885 awarded in 2007 assisted 143 households.
- Short-Term Rent Mortgage and Utility Assistance:
 - Goal—\$221,500 allocated in 2007 to assist 300 households.
 - Actual—\$173,112 awarded in 2007 assisted 329 households.
- Supportive Services:
 - Goal—\$111,200 allocated in 2007 to assist 125 households.
 - Actual—\$167,939 awarded in 2007 assisted 846 households.

- Housing Information:
 - Goal—\$53,860 allocated in 2007 to assist 25 households.
 - Actual—\$23,000 awarded in 2007 assisted 1,442 households.
- Operating Costs:
 - Goal—\$16,000 allocated in 2007 to support 5 units.
 - Actual—\$19,363 awarded in 2007 assisted 5 units.

IHCDA uses the following indicators to determine their ability to achieve the desired outcomes:

| Indicators |
|---|
| Via the HOPWA Program Application: <ul style="list-style-type: none"> ■ Rental Assistance Households/Units ■ Short-term Rent, Mortgage and Utility Assistance Households/Units ■ Support Services Households ■ Housing Information Households ■ Operating Cost—number of units |

For PY2007 HOPWA funding, IHCDA requested that existing project sponsors submit annual plans detailing their use of HOPWA funds for the period of July 1, 2007 through June 30, 2008.

In prior program years, IHCDA offered a competitive process for allocating HOPWA funds. Previously, IHCDA staff conducted outreach and information sessions to community-based volunteer AIDS action groups, Task Forces and organizations created and staffed by people living with HIV/AIDS. There was, however, no marked demand for new HOPWA projects for the 2007 program year. Many organizations have had success in receiving other sources of funding for HIV/AIDS and have elected to partner with existing providers instead of trying to create new programs that may divert limited resources from them. In 2006, for example, Region 1 received funding for a Shelter Plus Care project serving homeless individuals living with HIV/AIDS. Existing project sponsors are all community-based, not-for-profit organizations that serve persons with HIV/AIDS. IHCDA will utilize a competitive RFP process for the 2008 HOPWA program year.

IHCDA's goal for the HOPWA program is to reduce homelessness and increase housing stability for people with HIV/AIDS and their families. Existing project sponsors provided information on each HOPWA program's ability to support that goal.

Other HOPWA accomplishments

- IHCD strongly encouraged participation in the statewide Continuum of Care network.
- IHCD mandated use of HMIS for all HOPWA beneficiary clients statewide. This ensured that data was collected for HOPWA eligible clients that were homeless from the streets or from the shelter.
- During the 2007 HOPWA program year, approximately 6 percent of the HOPWA clients who received housing assistance were homeless from the street or from the shelter.
- Indiana also maintains an “HIV/AIDS Housing Plan” that details larger goals in the attempt to maintain housing stability and prevent homelessness for those living with HIV/AIDS.
- HOPWA project sponsors began coordination within the statewide CoC network for the first time during the 2006 program year and was continued into 2007. This objective is strongly encouraged by IHCD and will ensure that HOPWA-eligible clients who are homeless receive services during all upcoming program years. In future program years, an adjustment will be made to ensure that CoC participation is mandated for all project sponsors that are HOPWA funded.

Exhibit II-3 on the following page shows the goals and accomplishment for Goal 2 during 2007.

**Exhibit II-3.
Goal 2 Award Goals and Accomplishments, PY2007**

| Goal | Funds | Activities | Funding Goals | Assistance Goals | Award Allocated | Beneficiaries Anticipated | Award Expended | Actual Units | Actual Beneficiaries |
|---|-------|---|--------------------|---|--------------------|---------------------------|--------------------|---|----------------------|
| 2. Reduce homelessness and increase housing stability for special needs populations. | HOME | See special needs housing activities in Goal 1. | | | | | | | |
| | CDBG | See special needs housing activities in Goal 1. | | | | | | | |
| Decent Housing: Availability/Accessibility | ESG | Operating support | \$1,436,933 | 89 shelters | \$1,448,207 | | \$1,442,723 | 82 shelters | |
| | | Homeless prevention | \$93,936 | 25 shelters | \$77,007 | | \$74,163 | 22 shelters | 978 |
| | | Essential services | \$317,668 | 51 shelters | \$401,612 | | \$400,809 | 53 shelters | 16,210 |
| | | Accessibility Rehab/Renovation | \$57,000 | 3-4 shelters | \$48,040 | | \$31,127 | 3 shelters | |
| | | Admin/Unexpended Funds | | | \$95,807 | | \$58,771 | 85 total shelters | |
| Suitable Living Environment: Availability/Accessibility | | | | For all activities = 47,259 unduplicated clients served | | | | For all activities = 30,012 unduplicated clients served | |
| | HOPWA | Rental assistance (TBRA) | \$370,040 | 170 household/units | \$411,885 | 106 | \$410,467 | | 143 |
| | | Short-term rent, mortgage, utility assistance | \$221,500 | 300 household/units | \$173,112 | 221 | \$172,171 | | 329 |
| | | Supportive services | \$111,200 | 125 household/units | \$167,939 | 668 | \$166,941 | | 846 |
| | | Housing information | \$53,860 | 25 households | \$23,000 | 1,133 | \$22,225 | | 1,442 |
| | | Project sponsor information | \$49,400 | | | | | | |
| | | Acquisition, Rehabilitation and Conversion | | | | | | | |
| | | Operating Costs | \$16,000 | 5 units | \$19,363 | | \$16,324 | 5 units | 30 |
| | | Grantee Administrative Costs | | | \$40,041 | | \$39,422 | | |
| Total for Goal 2 | | | \$2,727,537 | 47,384 | \$2,906,014 | 2,128 | \$2,835,142 | 90 units | 32,802 |

Source: Indiana Office of Community and Rural Affairs and Indiana Housing and Community Development Authority.

Goal 3. Promote livable communities and community revitalization through addressing unmet community development needs.

CDBG Program Activities (Community Focus Fund). Continued funding OCRA's Community Focus Fund (CFF), which uses CDBG dollars for community development projects ranging from environmental infrastructure improvements to development of community and senior centers.

The 2007 expected and actual accomplishments follow.

- Infrastructure Projects—Construction/rehabilitation of wastewater, water and storm water infrastructure systems:
 - Expected—Assist 26 projects with an allocation of \$12,564,977.
 - Actual—Assisted 32 projects with an award of \$15,495,594.
- Community Development Projects—Construction/rehabilitation of libraries, community centers, social service facilities, youth centers, fire stations, downtown revitalization, historic preservation, etc.:
 - Expected—Assist 26 miscellaneous community development projects. Projected allocation was \$10,280,436 with an anticipated community match of \$4,569,083.
 - Actual—Assisted 21 quality of life projects that included community/senior centers, downtown revitalization, library, park improvements, special needs facilities and a transportation facility. Awards totaled \$9,606,831 with a community match of \$4,267,385.
 - Actual—Assisted 10 health and safety projects that included purchasing firefighting vehicles and the construction/rehabilitation of fire stations and/or EMS stations. Awards totaled \$2,670,847 with a community match of \$1,122,130.

CDBG Program Activities (Planning/Feasibility Studies and Foundations Program). Continue the use of the planning and community development components that are part of the Planning Grants and Feasibility Studies funded by CDBG and HOME dollars. These programs provide planning grants to units of local governments and CHDOs to conduct market feasibility studies and needs assessments, as well as (for CHDOs only) pre-development loan funding.

The 2007 expected and actual accomplishments follow.

- Planning/Feasibility Studies:
 - Expected—Fund 33 planning/feasibility studies with a projected allocation of \$1,400,000 and an anticipated community match of \$140,000
 - Actual—Awarded 40 planning/feasibility studies with a total of \$1,593,941 and a community match of \$270,074.
- Foundations grants:
 - Expected—Funded on an as needed basis.
 - Actual—There were no Foundation Grants awarded in 2007.

- Technical Assistance:
 - Expected—Annually OCRA sets aside 1 percent of its CDBG allocation for technical assistance activities, an estimated \$317,909.
 - Actual—\$42,030 of CDBG funding was awarded to Ball State University to coordinate and deliver two CDBG Grant Accreditation courses, one in the Fall of 2007 and one in the Spring of 2008.

Goal 4. Promote activities that enhance local economic development efforts.

CDBG Program Activities (Community Economic Development Fund). Continued the use of the Office of Community and Rural Affairs' Community Economic Development Fund (CEDF) during PY2007. The program funds job training and infrastructure improvements in support of job creation for low- to moderate-income persons.

The 2007 expected and actual accomplishments follow.

- Expected—The projected allocation in 2007 was \$1,700,000 to create 340 jobs.
- Actual—\$950,000 was awarded to 2 projects to create 190 jobs with a community match of \$1,669,000.

CDBG Program Activities (Micro-enterprise Assistance Program). OCRA created the Micro-enterprise Assistance Program (MAP) in 2007. The goal of the MAP program is to encourage rural communities to focus on long-term community development. Eligible projects will be designed to assist micro-enterprise businesses owned by low- to moderate-income persons and/or micro-enterprise businesses that will create jobs for low- to moderate-income persons.

The 2007 expected and actual accomplishments follow.

- **Expected**—The proposed allocation in 2007 was \$500,000.
- **Actual**—\$350,000 was awarded to 5 projects to assist in the creation of 50 jobs.

Exhibit II-4 on the following page shows the allocation and accomplishment for Goal 3 and Goal 4 during 2007.

**Exhibit II-4.
Goal 3 and Goal 4 Awards Goals and Accomplishments, PY2007**

| Goal | Funds | Activities | Funding Goals | Assistance Goals | Award Allocated | Units Anticipated | 2007 Award Expended | 2007 Actual Units | |
|---|--------------------------|---|-------------------------------------|---------------------|-------------------------------|-----------------------------|---------------------|--------------------|-------------------------------|
| 3. Promote livable communities and community revitalization through addressing unmet community development needs. | CDBG | Community Focus Fund | \$22,845,413 | 52 projects | \$27,773,272 | 63 projects | \$3,481,916 | 21 projects | |
| | | Infrastructure: | \$12,564,977 | 26 projects | \$15,495,594 | 32 projects | | | |
| | | Storm Drainage Project | | | \$2,874,740 | 6 projects | | | |
| | | Wastewater Improvements | | | \$7,288,715 | 15 systems | | | |
| | | Water System Improvements | | | \$5,332,139 | 11 systems | | | |
| | | Economic Opportunities: | | | | | | | |
| | | Sustainability | Community Development: | \$10,280,436 | 26 facilities/projects | \$12,277,678 | | | 31 facilities/projects |
| | | | Community/Senior Centers | | | \$2,025,000 | | | 4 facilities |
| | | | Downtown Revitalization | | | \$3,305,054 | | | 7 projects |
| | | | Library | | | \$2,354,350 | | | 5 facilities |
| | Park Improvement | | | \$292,000 | 1 project | | | | |
| | Special Needs Facility | | | \$1,130,427 | 3 facilities | | | | |
| | Transportation Facility | | | \$500,000 | 1 facility | | | | |
| | Fire Station/EMS Station | | | \$1,925,847 | 5 projects | | | | |
| | Firefighting Vehicle | | | \$745,000 | 5 vehicles | | | | |
| Suitable Living Environment: Availability/Accessibility | CDBG | Planning/Feasibility Studies | \$1,400,000 | 33 studies | \$1,539,941 | 40 studies | \$0 | 0 studies | |
| | | Infrastructure (wastewater, water and storm drainage) | | | \$473,300 | 14 studies | | | |
| | | Community Development | | | \$1,066,641 | 26 studies | | | |
| | | Foundations | Funded on an as needed basis | | \$0 | | | | |
| | | Technical Assistance | | | \$42,030 | 2 CDBG courses | | | |
| Total for Goal 3 | | | \$24,245,413 | 85 projects | \$29,355,243 | 103 projects | \$3,481,916 | 21 projects | |
| 4. Promote activities that enhance local economic development efforts. | CDBG | Community Economic Development Fund | \$1,700,000 | 340 jobs | \$950,000 | 2 projects, 190 jobs | \$27,000 | 1 project | |
| | | Micro-enterprise Assistance Program | \$500,000 | | \$350,000 | 5 projects, 50 jobs | \$0 | 0 | |
| | | See community and economic development activities in Goal 3 | | | | | | | |
| Total for Goal 4 | | | \$2,200,000 | 340 jobs | \$1,300,000 | 7 projects, 240 jobs | \$27,000 | 1 project | |

Source: Indiana Office of Community and Rural Affairs and Indiana Housing and Community Development Authority.

Comparison of 2007 One-Year Goals with Accomplishments

The State typically uses a competitive application process when awarding the grants. Therefore, the actual allocations and anticipated accomplishments may not equal the proposed funding goal. For example, the State may have a goal to build 10 units of rental housing and receives no applications proposing this goal. Therefore, the goal would not be met.

Please review Exhibits II-2 through II-4 for comparisons of 2007 goals, allocations and accomplishments. Exhibit II-5 shows the goals and accomplishment for program years 2005, 2006 and 2007.

**Exhibit II-5.
Award Goals and Accomplishments, Program Years 2005 to 2007**

| Goals | Funds | Activities | Indicator | Goals | | | Accomplishments | | | |
|---|-------------------------------------|---|--------------------|------------------|--------------|-----------------|------------------|--------------|--------|--------|
| | | | | 2005 | 2006 | 2007 | 2005 | 2006 | 2007 | |
| 1. Expand and preserve affordable housing opportunities throughout the housing continuum. | HOME and ADDI | Transitional Housing—Rehab & New Construction | Units | for Housing | 10 | 11 | for Housing | 35 | 4 | |
| | | Permanent Supportive Housing—Rehab & New Construction | Units | from Shelters | 25 | 24 | from Shelters | | 19 | |
| | | Rental Housing—Rehab & New Construction | Units | to Home- | 210 | 94 | to Home- | 190 | 11 | |
| | | Homebuyer—Rehab & New Construction | Units | ownership, | 40 | 36 | ownership, | 41 | 19 | |
| | | Owner Occupied Rehabilitation | Units | QAP, HOME | | | QAP, HOME | 113 | | |
| | | Tenant-Based Rental Assistance (TBRA) | Units | OOR = 370 | 30 | | OOR = 272 | | | |
| | | CHDO Operating Support | Units | units; for First | 0 | | units; for First | 0 | | |
| | | CHDO Predevelopment and Seed Money Loans | Units | Home = 500 | 251 | 160 | Home = 1,225 | 0 | | |
| | Downpayment Assistance | | units | | 427 | units; for ADDI | 472 | 794 | | |
| | | | | | | - 154 units | | | | |
| | | CDBG | Emergency shelters | Units | For all CDBG | | 25 | For all CDBG | 44 | |
| | Youth shelters | | Units | (Housing) = | | | | (Housing) = | | |
| | Transitional housing | | Units | 235 units | | | | 1,077 beds | | |
| | Migrant/seasonal farmworker housing | | Units | | 172 | 33 | | | | |
| Permanent supportive housing | Units | | | | | | | | | |
| Rental housing | Units | | | 6 | | | | | | |
| Owner-occupied units | Units | | 285 | 418 | | 67 | 53 | | | |
| Voluntary acquisition/demolition | Units | | | | | | | | | |
| Feasibility studies | Studies | | | 94 | | 852 | | | | |
| 2. Reduce homelessness and increase housing stability for special-needs populations. | HOME | See special-needs housing activities in Goal 1. | | | | | | | | |
| | CDBG | See special-needs housing activities in Goal 1. | | | | | | | | |
| | ESG | Operating support | Shelters | | 92 | 92 | 89 | 90 | 84 | 82 |
| | | Homeless prevention | Shelters | | 37 | 37 | 25 | 32 | 22 | 22 |
| | | Essential services | Shelters | | 59 | 56 | 51 | 56 | 54 | 53 |
| | | Accessibility Rehab | Shelters | | | 3 | 3 | | | 3 |
| | | Administration | Shelters | | | | | | 89 | 85 |
| | HOPWA | For all ESG activates | Clients | | 34,250 | 47,259 | 47,259 | 47,259 | 28,386 | 30,012 |
| | | Rental assistance | Households/Units | | 142 | 137 | 170 | 174 | 135 | 143 |
| | | Short-term rent, mortgage, utility assistance | Households/Units | | 464 | 420 | 300 | 522 | 180 | 329 |
| | | Supportive services | Households | | 264 | 264 | 125 | 692 | 546 | 846 |
| Housing information | | Households | | 32 | 32 | 1,133 | | | 1,442 | |
| Project sponsor information | | | | | | | | | | |
| Acquisition, Rehabilitation and Conversion | | | | | | | | | | |
| Operating costs | Units | | | 5 | 5 | 5 | 25 | 30 | | |

Source: Indiana Office of Community and Rural Affairs and Indiana Housing and Community Development Authority.

Exhibit II-5. (continued)
Award Goals and Accomplishments, Program Years 2005 to 2007

| Goals | Funds | Activities | Indicator | Goals | | | Accomplishments | | |
|---|-------|--|-----------|-------|------|------|-----------------|------|------|
| | | | | 2005 | 2006 | 2007 | 2005 | 2006 | 2007 |
| 3. Promote livable communities and community revitalization through addressing unmet community development needs. | CDBG | Community Focus Fund: Construction/rehab of wastewater, water & stormwater systems Community development projects <i>(Senior Centers, Youth Centers, Community Centers, Historic Preservation, Downtown Revitalization, ADA Accessibility, Fire Stations, Fire Trucks)</i> | Systems | 26 | 26 | 26 | 31 | 35 | 32 |
| | | | Projects | 30 | 26 | 26 | 43 | 23 | 31 |
| | CDBG | Planning/Feasibility Studies | Studies | | 34 | 33 | 46 | 45 | 40 |
| | | Foundations | Projects | | | | 1 | 1 | |
| | | Brownfields Technical assistance | Grants | | | 2 | 2 | | 2 |
| 4. Promote activities that enhance local economic development efforts. | CDBG | Community Economic Development Fund Micro-enterprise Assistance Program | Projects | | | 2 | | 2 | 2 |
| | | | Projects | | | 5 | | | 5 |

Source: Indiana Office of Community and Rural Affairs and Indiana Housing and Community Development Authority.

Fair housing accomplishments. In conjunction with the 2005-2009 State Consolidated Plan, the State conducted a new Analysis of Impediments to Fair Housing Choice and developing a Fair Housing Action Plan. In addition to the new AI an annual update was completed in 2008.

The matrix below summarizes the State's Fair Housing Action Plan and reports the activities that were accomplished in 2006 and 2007 to minimize impediments.

**Exhibit II-6.
Fair Housing Action Plan Matrix**

| Task Description | Impediments Addressed | Activities | Goals | | | | Accomplishments | | | |
|--|---|---|-------|-------|-------|-------|-----------------|------|------|------|
| | | | 2006 | 2007 | 2008 | 2009 | 2006 | 2007 | 2008 | 2009 |
| 1. Fair housing outreach and education. | ▪ Discrimination faced by Indiana residents. Lack of awareness. | ▪ Grantees will be required to: 1) Have an up-to-date affirmative marketing plan; 2) Display a fair housing poster; 3) Include the fair housing logo on all print materials. | X | X | X | X | X | X | | |
| | | | X | X | X | X | X | X | | |
| | | | X | X | X | X | X | X | | |
| 2. Fair housing compliance and monitoring. | ▪ Discrimination faced by Indiana residents. | ▪ Monitor HUD funds for compliance (grantees). ▪ IHCDCA will refer compliance issues to HUD (as needed). | 40-50 | 40-50 | 40-50 | 40-50 | 45 | 35 | | |
| | | | X | X | X | X | 0 | 0 | | |
| 3. Fair housing training. | ▪ Discrimination faced by Indiana residents. Lack of awareness. | ▪ CDBG grant administrators will be trained in fair housing. ▪ New IHCDCA grantees will receive fair housing training. | X | X | X | X | X | | | |
| | | | X | X | X | X | X | | | |
| 4. Increase accessible housing. | ▪ Lack of affordable housing for special needs populations. | ▪ Fund renovations to special needs housing (shelters). ▪ IHCDCA will serve on the Indianapolis Partnership for Accessible Shelters | X | X | | | 5 | NA | | |
| | | | X | X | X | X | X | X | | |
| 5. Fair housing testing. | ▪ Discrimination faced by Indiana residents. Lack of quality, affordable housing. | ▪ Work with ICRC to test IHCDCA funded rental properties (properties). | 4 | 4 | 4 | 4 | 0 | 0 | | |
| 6. ADA inspections. | ▪ Lack of affordable housing for special needs populations. | ▪ Inspect IHCDCA funded properties for ADA compliance (properties). | 100 | 100 | 100 | 100 | 85 | 85 | | |
| 7. Public outreach and education. | ▪ Lack of awareness of fair housing. | ▪ Expanding fair housing information on IHCDCA website. 1) Post ICRC information/complaint filing links; 2) Promote fair housing month (April) and residents fair housing rights. | X | X | X | X | X | X | | |
| | | | | X | X | X | | X | | |
| 8. Reduce predatory lending and education. | ▪ Predatory lending and foreclosures. | ▪ Provide foreclosure prevention and predatory lending education (trainings). ▪ Strengthen legislation to prevent predatory activities. ▪ IHCDCA will oversee the Indiana Foreclosure Prevention Network. | 2-5 | 2-5 | 2-5 | 2-5 | 3 | 4 | | |
| | | | X | X | | | X | X | | |
| | | | | X | X | X | | X | | |
| 9. Prevent discrimination. | ▪ Discrimination faced by Indiana residents. Lack of quality, affordable housing. | ▪ Receive reports of complaints filed against property owners funded by IHCDCA. | | X | X | X | | X | | |

Source: Indiana Housing and Community Development Authority.

PY2007 fair housing accomplishments. During PY2007, the State of Indiana completed the following actions to affirmatively further fair housing:

- IHDA staff monitored 35 grantees for compliance with CDBG, HOME, ESG and HOPWA requirements as well as other Fair Housing standards (e.g., marketing materials, lease agreements, etc.). As necessary, IHCDA referred compliance issues to HUD or the appropriate investigative agency to ensure action is taken on all fair housing complaints at federally funded projects.
- OCRA requires all CDBG projects to be submitted by an accredited grant administrator. Civil rights training, including fair housing compliance, was required during PY2007 and will continue to be a required part of the accreditation process.
- IHCDA continued to incorporate fair housing requirements in its grant implementation training for CSBG, HOME, ESG, and HOPWA grantees. During PY 2007, IHCDA provided comprehensive grant implementation training for nascent grantees as well as customized one-on-one trainings for more seasoned developers.
- During PY2007, IHCDA served on the Indianapolis Partnership for Accessible Shelters. Information from that task force was disseminated to shelters regarding Fair Housing and property accessibility issues.
- During Program Years 2006-2009, IHCDA will work with ICRC to have testers sent to IHCDA funded rental properties to ensure they are in compliance with the Fair Housing Act. Given the transition in department staff, this objective was not achieved during PY 2007. IHCDA expects ICRC will test its rental properties by the end of the current program year (2008).
- During PY 2007, IHCDA completed 85 physical inspections to ensure that the properties it has funded are compliant with uniform federal accessibility standards. These inspections also included fair housing compliance.
- IHCDA continues to play an active role in the Mortgage Fraud and Prevention Task Force (MFPTF) to identify strategies to help consumers avoid predatory lending and foreclosure. The work of the Indiana Foreclosure Prevention Network has been integrated into the MFPTF. Another integral part of the network is identifying fraudulent and predatory loans that are then disclosed to the Attorney General's office.

During Program Years 2006-2009, IHCDA will receive regular reports from ICRC regarding complaints filed against IHCDA properties and within 60 days ensure an action plan is devised to remedy future issues or violations. Given the transition in department staff, this objective was not achieved during PY 2007. IHCDA expects to have a systematic reporting process in place by the end of the current program year.

Performance Measures Reports

The following exhibits show the performance measure reports for CDBG, CDBG (housing), HOME and ESG.

Exhibit II-7. CDBG Performance Measures Report, FY2007

| Project | Create Suitable Living | | | Provide Decent Housing | | | Create Economic Opportunity | | | Total |
|--|------------------------------|---------------|----------------|------------------------------|---------------|----------------|------------------------------|---------------|----------------|---------|
| | Availability / Accessibility | Affordability | Sustainability | Availability / Accessibility | Affordability | Sustainability | Availability / Accessibility | Affordability | Sustainability | |
| Public Facilities: | | | | | | | | | | |
| New access to a facility | 506 | 43 | 1,483 | 252 | 0 | 0 | 0 | 0 | 0 | 2,284 |
| Improved access to a facility | 0 | 0 | 2,835 | 0 | 0 | 0 | 0 | 0 | 14,616 | 17,451 |
| Access to facility that is no longer substandard | 14,033 | 133 | 118,543 | 0 | 0 | 0 | 0 | 0 | 8,518 | 141,227 |
| Economic Development: | | | | | | | | | | |
| Number of jobs created | 0 | 0 | 0 | 0 | 0 | 0 | 0 | 0 | 424 | 424 |
| Acres of Brownfields remediated | 0 | 0 | 0 | 0 | 0 | 0 | 14 | 0 | 0 | 14 |
| Rehab of Rental Units: | | | | | | | | | | |
| LMH units | 0 | 118 | 0 | 0 | 0 | 0 | 0 | 0 | 0 | 118 |
| Affordable | 0 | 118 | 0 | 0 | 0 | 0 | 0 | 0 | 0 | 118 |
| Num. occupied by elderly | 0 | 116 | 0 | 0 | 0 | 0 | 0 | 0 | 0 | 116 |
| Owner Occupied Rehabilitation: | | | | | | | | | | |
| LMH units | 0 | 0 | 224 | 0 | 0 | 0 | 0 | 0 | 0 | 224 |
| Occupied by elderly | 0 | 0 | 120 | 0 | 0 | 0 | 0 | 0 | 0 | 120 |
| Lead safety compliance | 0 | 0 | 91 | 0 | 0 | 0 | 0 | 0 | 0 | 91 |

Note: IDIS C04PR83 as of August 28, 2008.

Source: Office of Community and Rural Affairs.

Exhibit II-8. CDBG Housing Performance Report, FY2007

| Objectives | Availability / Accessibility | | Affordability | | Sustainability | | Total | |
|----------------------|-------------------------------|------------|------------------|--------------------|----------------|--------------------|--------------|--------------------|
| | Units | Amount | Units | Amount | Units | Amount | Units | Amount |
| Suitable Living | 0 | \$0 | 354 | \$1,425,000 | 7,024 | \$7,776,766 | 7,378 | \$9,201,766 |
| Decent Housing | 0 | \$0 | 0 | \$0 | 0 | \$0 | 0 | \$0 |
| Economic Opportunity | 0 | \$0 | 0 | \$0 | 0 | \$0 | 0 | \$0 |
| Totals | 0 | \$0 | 354 | \$1,425,000 | 7,024 | \$7,776,766 | 7,378 | \$9,201,766 |
| Objectives | Brought to Property Standards | | HH Below 80% AMI | | | | | |
| | Units | Amount | Units | Amount | | | | |
| Suitable Living | 0 | \$0 | 7,364 | *** | | | | |
| Decent Housing | 0 | \$0 | 0 | \$0 | | | | |
| Economic Opportunity | 0 | \$0 | 0 | \$0 | | | | |
| Totals | 0 | \$0 | 7,364 | *** | | | | |

Note: IDIS C04PR85 as of September 9, 2008.

Source: Indiana Housing and Community Development Authority.

Exhibit II-9.
HOME Housing Performance Report for Rental,
Homebuyer, Homeowner, Rehab and TBRA, FY2007

| Objectives | Availability / Accessibility | | Affordability | | Sustainability | | Total | |
|----------------------|------------------------------|------------|---------------|--------------------|----------------|--------------------|------------|---------------------|
| | Units | Amount | Units | Amount | Units | Amount | Units | Amount |
| Suitable Living | 0 | \$0 | 0 | \$0 | 33 | \$1,092,889 | 33 | \$1,092,889 |
| Decent Housing | 0 | \$0 | 883 | \$9,516,756 | 74 | \$1,657,925 | 957 | \$11,174,682 |
| Economic Opportunity | 0 | \$0 | 0 | \$0 | 0 | \$0 | 0 | \$0 |
| Totals | 0 | \$0 | 883 | \$9,516,756 | 107 | \$2,750,814 | 990 | \$12,267,571 |

| Objectives | Brought to Property Standards | | HH Below 80% AMI | |
|----------------------|-------------------------------|---------------------|------------------|---------------------|
| | Units | Amount | Units | Amount |
| Suitable Living | 33 | \$1,092,889 | 33 | \$1,092,889 |
| Decent Housing | 957 | \$11,174,682 | 957 | \$11,174,682 |
| Economic Opportunity | 0 | \$0 | 0 | \$0 |
| Totals | 990 | \$12,267,571 | 990 | \$12,267,571 |

Note: IDIS C04PR85 as of September 9, 2008.

Source: Indiana Housing and Community Development Authority.

Exhibit II-10.
ESG Housing Performance Report, FY2007

| Objectives | Availability / Accessibility | | Affordability | | Sustainability | | Total | |
|----------------------|------------------------------|--------------------|---------------|-----------------|----------------|------------|---------------|--------------------|
| | Units | Amount | Units | Amount | Units | Amount | Units | Amount |
| Suitable Living | 15,792 | \$1,775,768 | 0 | \$0 | 0 | \$0 | 15,792 | \$1,775,768 |
| Decent Housing | 0 | \$0 | 5,433 | \$64,621 | 0 | \$0 | 5,433 | \$64,621 |
| Economic Opportunity | 0 | \$0 | 0 | \$0 | 0 | \$0 | 0 | \$0 |
| Totals | 15,792 | \$1,775,768 | 5,433 | \$64,621 | 0 | \$0 | 21,225 | \$1,840,389 |

Note: IDIS C04PR85 as of September 9, 2008.

Source: Indiana Housing and Community Development Authority.

SECTION III.
Housing and Community
Development Activities

SECTION III.

Housing and Community Development Activities

The State of Indiana allocated approximately \$50.4 million of 2007 entitled HUD funds to housing and community development activities during program year 2007 (PY2007); this funding was received from U.S. Department of Housing and Urban Development (HUD) for housing and community development activities. The majority (55 percent) of this 2007 funding—\$27.5 million of Community Development Block Grant (CDBG) funds—were used for a variety of community development activities, ranging from water and sewer system improvements to construction of public facilities to planning awards to economic development. Approximately 40 percent of the funding went to support housing activities: \$15.5 million in HOME funds, approximately \$4.3 million in Community Development Block Grant (CDBG) funds and \$316,500 in American Dream Downpayment Initiative (ADDI) funds (a total of approximately \$20.1 million).

This section of the CAPER reports on how the HUD funds from PY2007 were used for the State's housing and community development needs. Homeless and non-homeless special needs activities are discussed in sections IV and V.

2007 Housing and Community Development Needs

The primary purpose of the Consolidated Planning process is to identify existing housing and community development needs that may be mitigated through the allocation of the HUD awards to which a state or jurisdiction is entitled. During the Indiana's FY2007 Consolidated Plan, existing needs were identified in quantitative research as well as through key person interviews and public hearings. The top housing and community development needs identified (in no particular order) in FY2007 were:

- Provide affordable housing to rent and own for low- to moderate-income families;
- Fix failing public septic systems/reduce combined sewer overflow/sewer system upgrades/creation;
- Offer housing repair/rehabilitation/weatherization assistance;
- Access to more jobs with better pay;
- More housing choices for low-income special needs clients;
- More funding to create affordable housing;
- Increase funds to maintain public infrastructure;
- More transportation options for rural areas;
- Credit maintenance program for low-income clients/education on credit;
- Offer counseling/education to new homeowners;
- More job training and GED programs for uneducated populations.

The State developed priorities for both housing and community development needs based on the findings from the FY2005 Consolidated Plan research. Exhibits III-1 and III-2 on the following page show the prioritization of needs for the 2007 program year.

**Exhibit III-1.
Housing Priority Needs for FY2007**

Source:
Indiana Housing and Community Development Authority.

| Priority Housing Needs | Priority Need Level | |
|----------------------------|---------------------|------------|
| | Percentage | Need Level |
| Renter | | |
| Small and Large Related | 0-30% | High |
| | 31-50% | High |
| | 51-80% | Medium |
| Elderly | 0-30% | High |
| | 31-50% | High |
| | 51-80% | Medium |
| All Other | 0-30% | High |
| | 31-50% | High |
| | 51-80% | Medium |
| Owner | | |
| Owner-Occupied | 0-30% | High |
| | 31-50% | High |
| | 51-80% | Medium |
| Homebuyer | 0-30% | Low |
| | 31-50% | Medium |
| | 51-80% | High |
| Special Populations | 0-80% | High |

**Exhibit III-2.
Community Development Priority Needs for FY2007**

| Priority Community Development Needs | Need Level | Priority Community Development Needs | Need Level |
|---------------------------------------|------------|--|------------|
| Public Facility Needs | | Planning | |
| Asbestos Removal | Medium | Community Center Studies | Medium |
| Health Facilities | High | Day Care Center Studies | Medium |
| Neighborhood Facilities | Medium | Downtown Revitalization | Low |
| Non-Residential Historic Preservation | Low | Health Facility Studies | High |
| Parking Facilities | Low | Historic Preservation | Low |
| Parks and/or Recreation Facilities | Low | Parks/Recreation | Low |
| Solid Waste Disposal Improvements | Medium | Senior Center Studies | Medium |
| Other | Medium | Water/Sewer/Stormwater Plans | High |
| Infrastructure | | Youth Programs | |
| Flood Drain Improvements | High | Youth Center Studies | High |
| Sidewalks | Low | Youth Programs | |
| Stormwater Improvements | High | Child Care Centers | Medium |
| Street Improvements | Medium | Child Care Services | Low |
| Water/Sewer Improvements | High | Youth Centers | High |
| Other Infrastructure Needs | Medium | Youth Services | Low |
| Public Service Needs | | Economic Development | |
| Employment Training | High | Other Youth Programs | Medium |
| Handicapped Services | High | Economic Development | |
| Health Services | Medium | CI Infrastructure Development | High |
| Substance Abuse Services | Low | ED Technical Assistance | Medium |
| Transportation Services | Medium | Micro-Enterprise Assistance | High |
| Other Public Service Needs | Medium | Other Commercial/Industrial Improvements | Medium |
| Senior Programs | | Anti-Crime Programs | |
| Senior Centers | Medium | Rehab of Publicly or Privately-Owned | |
| Senior Services | Medium | Commercial/Industrial | Medium |
| Other Senior Programs | Medium | Other Economic Development | Medium |
| | | Anti-Crime Programs | |
| | | Crime Awareness | Low |
| | | Other Anti-Crime Programs | Low |

Source: Indiana Office of Community and Rural Affairs.

In addition, the State developed a proposed allocation plan for all of the HUD awards; this allocation is presented and compared with the actual allocation in Section II.

Use of CDBG, HOME and ADDI Funds to Meet Identified Needs

The State's housing and community development needs as determined for FY2007 are summarized above. These needs are largely addressed by CDBG, HOME and ADDI funding, the allocation of which is discussed in this section.

CDBG funding (\$31.8 million) is the largest part of the State's annual HUD funding, making up about 63 percent of the \$50.4 million received from HUD in PY2007 for housing and community development. HOME funds (\$15.5 million) are the second largest source of housing and community development funding at about 31 percent of the total. Approximately \$317,000 of ADDI funds were received for PY2007. Clearly, these funding sources play a very important role in meeting the State's priority needs.

Exhibit III-3.

CDBG and HOME Amounts Allocated, Committed and Drawn, FY2005, FY2006 and FY2007

| Fund Type | Grant Year | Amount of Allocation | Suballocated Amount | Committed to Activities | Net Drawn Amount | Available to Commit to Activities | Available to Draw |
|----------------|------------|----------------------|---------------------|-------------------------|------------------|-----------------------------------|-------------------|
| CDBG: | | | To Housing | | | | |
| Entitlement | 2005 | \$34,933,351 | \$5,000,000 | \$29,933,351 | \$29,933,351 | \$0 | \$0 |
| | 2006 | \$31,543,515 | \$4,510,720 | \$27,032,795 | \$25,965,874 | \$0 | \$1,066,921 |
| | 2007 | \$31,790,913 | \$4,291,773 | \$7,319,303 | \$0 | \$20,179,837 | \$27,499,140 |
| Program Income | 2005 | \$91,222 | \$0 | \$91,222 | \$91,222 | \$0 | \$0 |
| | 2006 | \$50,267 | \$0 | \$50,267 | \$50,267 | \$0 | \$0 |
| | 2007 | \$1,871,457 | \$0 | \$1,813,948 | \$1,809,097 | \$57,509 | \$62,360 |
| HOME: | | | | | | | |
| Entitlement | 2005 | \$16,954,640 | \$16,954,640 | \$0 | \$0 | \$0 | \$0 |
| | 2006 | \$15,818,298 | \$15,818,298 | \$0 | \$0 | \$0 | \$0 |
| | 2007 | \$15,835,989 | \$9,726,573 | \$0 | \$0 | \$6,109,416 | \$6,109,416 |
| Program Income | 2007 | \$122,162 | \$0 | \$122,162 | \$122,162 | \$0 | \$0 |
| Totals | 2005 | \$51,979,213 | \$21,954,640 | \$30,024,573 | \$30,024,573 | \$0 | \$0 |
| | 2006 | \$47,412,080 | \$20,329,018 | \$27,083,062 | \$26,016,141 | \$0 | \$1,066,921 |
| | 2007 | \$49,620,521 | \$14,018,346 | \$9,255,413 | \$1,931,259 | \$26,346,762 | \$33,670,916 |

Source: IDIS CO4PR01 as of August 28, 2008.

CDBG allocation. The Indiana Office of Community and Rural Affairs (OCRA) administer the Community Development Block Grant program. During the 2007 grant year, CDBG administrative funds were primarily taken from administrative funds awarded in the 2005 and 2006 grant year, which equaled \$704,858. OCRA has not yet drawn the \$735,818 administrative funds from the 2007 grant year.

**Exhibit III-4.
CDBG Available
Funds in FY2007**

Note:
The amount provided in the "Pass Through Funds" column is CDBG funds that were uncommitted as of July 1, 2007.

Source:
Indiana Office of Community and Rural Affairs.

| Uncommitted Funds as of 7/1/07 | Pass Through Funds | Technical Assistance | Administration | Total Amount |
|--------------------------------|---------------------|----------------------|--------------------|---------------------|
| 1998 | \$0 | \$0 | \$0 | \$0 |
| 1999 | \$0 | \$0 | \$0 | \$0 |
| 2000 | \$0 | \$0 | \$0 | \$0 |
| 2001 | \$20,670 | \$0 | \$0 | \$20,670 |
| 2002 | \$40,100 | \$0 | \$0 | \$40,100 |
| 2003 | \$35,847 | \$0 | \$7,218 | \$43,064 |
| 2004 | \$280,294 | \$0 | \$0 | \$280,294 |
| 2005 | \$85,983 | \$0 | \$0 | \$85,983 |
| 2006 | \$1,046,026 | \$298,887 | \$717,064 | \$2,061,977 |
| 2007 | <u>\$20,191,261</u> | <u>\$317,909</u> | <u>\$735,818</u> | <u>\$21,244,988</u> |
| Total | \$21,700,181 | \$616,796 | \$1,460,100 | \$23,777,077 |

In 2007, OCRA gave approximately \$4.3 million in CDBG funding to the Indiana Housing and Community Development Authority (IHCDA) for housing activities. IHCDA designates this funding source as the Housing Development Fund, or HDF.¹

The remainder of CDBG funding is allocated to a variety of housing and community development activities. Exhibit III-5 shows the allocation of 2007 program year CDBG funds among activities (including the housing activities designation), in descending order of total investment. The funds disbursed in 2007 match the IDIS Report C04PR23.

**Exhibit III-5.
Allocation and Amount
Disbursed of CDBG
Program Funds, FY2007**

Source:
Indiana Office of Community and Rural Affairs

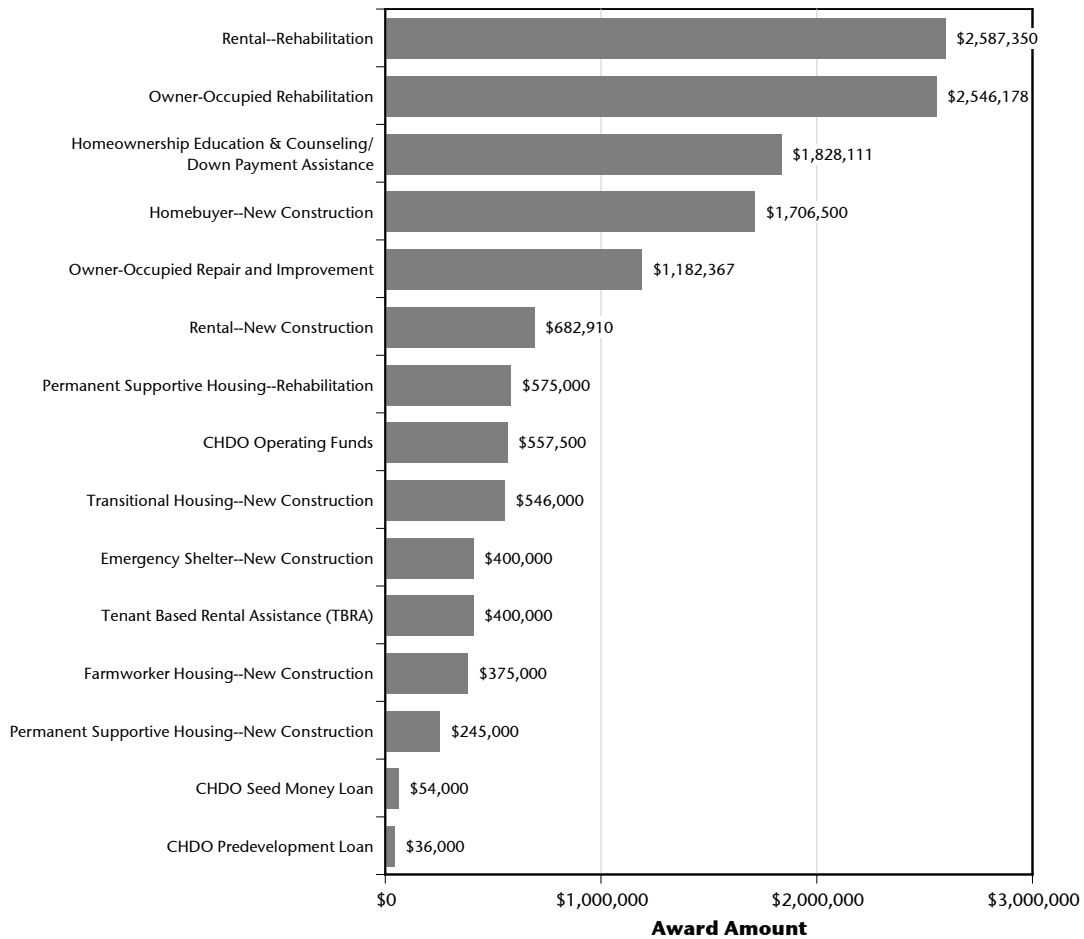
| | 2007 CDBG Allocation | Disbursed in 2007 |
|---------------------------------------|----------------------|---------------------|
| Community Focus Fund: | \$27,773,272 | \$26,738,586 |
| <i>Downtown Revitalization</i> | \$3,305,054 | |
| <i>Fire Station/EMS Station</i> | \$1,925,847 | |
| <i>Firefighting Vehicle</i> | \$745,000 | |
| <i>Storm Drainage Project</i> | \$2,874,740 | |
| <i>Wastewater System Improvements</i> | \$7,288,715 | |
| <i>Water System Improvements</i> | \$5,332,139 | |
| <i>Community Development Projects</i> | \$6,301,777 | |
| Brownfields | \$0 | \$642,605 |
| Community Economic Development Fund | \$950,000 | \$0 |
| Micro-Enterprise Assistance Program | \$350,000 | \$0 |
| Planning/Feasibility Studies | \$1,539,941 | \$1,673,130 |
| Urgent Need | \$0 | \$0 |
| Technical Assistance | \$317,909 | \$15,195 |
| Housing Development Fund (IHCDA) | \$4,291,773 | \$3,746,573 |
| CDBG Administration | \$735,818 | \$1,404,146 |
| Total CDBG | \$35,958,713 | \$34,220,235 |

¹ For the Purpose of this CAPER, HDF is the equivalent of CDBG.

Housing allocation (including HOME and HDF). IHCDA administers funding from the HOME Investment Partnerships Program and the Housing Development Fund (HDF are dollars from CDBG), which is allocated from OCRA. Over \$20 million were allocated to housing activities in PY2007: 79 percent of the dollars were from the HOME program (including ADDI funds) and 21 percent were from HDF.

Exhibit III-6 shows the allocation of 2007 program year HOME and HDF funds among activities, in descending order of total investment.

**Exhibit III-6.
Allocation of HOME and HDF Funds, FY2007**



Source: Indiana Housing and Community Development Authority and BBC Research & Consulting..

Exhibit III-7 separates the HOME and HDF allocations and anticipated units and beneficiaries for FY2007 by the type of housing funded.

**Exhibit III-7.
Allocation of
HOME and HDF
Funds by Housing
Type, FY2007**

Source:
Indiana Housing and
Community Development
Authority.

| | Award | Anticipated Units | Anticipated Beneficiaries |
|--|---------------------|----------------------|------------------------------|
| Rental Housing: | \$3,270,260 | 94 | 227 |
| Rental—New Construction | \$682,910 | 12 | 44 |
| Rental—Rehabilitation | \$2,587,350 | 82 | 183 |
| Owner-Occupied Housing: | \$7,263,156 | 881 | 1,888 |
| Homebuyer—New Construction | \$1,706,500 | 36 | 121 |
| Homeownership Education & Counseling/ Owner-Occupied Rehabilitation | \$1,828,111 | 427 | 828 |
| Owner-Occupied Repair and Improvement | \$2,546,178 | 264 | 603 |
| | \$1,182,367 | 154 | 336 |
| Special Needs Housing: | \$2,541,000 | 93 | 343 |
| Emergency Shelter—New Construction | \$400,000 | 25 | 271 |
| Farmworker Housing—New Construction | \$375,000 | 33 | 37 |
| Permanent Supportive Housing—New Construction | \$245,000 | 0 | 0 |
| Permanent Supportive Housing—Rehabilitation | \$575,000 | 24 | 24 |
| Tenant Based Rental Assistance (TBRA) | \$400,000 | 0 | 0 |
| Transitional Housing—New Construction | \$546,000 | 11 | 11 |
| Housing Support/Assistance: | \$647,500 | 160 | 348 |
| CHDO Operating Funds | \$557,500 | 0 | 0 |
| CHDO Predevelopment Loan | \$36,000 | 80 | 174 |
| CHDO Seed Money Loan | \$54,000 | 80 | 174 |
| Total | \$13,721,916 | 1,228 | 2,806 |

The allocations of both CDBG and HOME funds are consistent with the priority needs developed by the State. In addition, the funding allocations address the top needs identified in the 2005-2009 Consolidated Planning process. Specifically:

- The State spent approximately \$3.3 million towards expanding and preserving rental opportunities through new construction of affordable rental units as well as the rehabilitation of existing affordable rental units;
- Approximately \$7.3 million in HOME and CDBG funding was used to enhance and preserve affordable owner stock through owner-occupied/homebuyer rehabilitation, homebuyer new construction, and homeownership counseling;
- In addition, to ensure that small cities and rural areas can maintain the public services required for livable communities, approximately \$26.7 million of CDBG dollars was allocated to the development and improvement of public facilities, including water and sewer systems;
- Over \$2.5 million was allocated to housing to assist special needs populations (permanent supportive housing, transitional housing, farm worker housing and tenant-based rental assistance); and
- Approximately \$647,500 went to housing assistance and support of agencies that work to improve housing throughout the state.

The schedules at the end of this section list the CDBG and HOME funds awarded and closed during PY2007. Additional detailed information on the awards is included in the attached IDIS reports.

ADDI allocation. IHCDA administers funding from the American Dream Downpayment Assistance Initiative. In FY2007, the State spent \$360,707 of ADDI funds, \$464,297 of program income, and \$2.26 million of HOME to assist with downpayments of homes. Between July 1, 2007 and June 30, 2008, 99 ADDI loans were closed with each loan averaging \$3,644.

ADDI was signed into law on December 16, 2003. The American Dream Downpayment Assistance Act authorizes up to \$200 million annually for fiscal years 2004-2007. ADDI will provide funds to all 50 states and to local participating jurisdictions that have a population of at least 150,000, or the states/jurisdictions will receive an allocation of at least \$50,000 under the ADDI formula. ADDI will be administered as a part of the HOME Investment Partnerships Program.

ADDI aims to increase the homeownership rate, especially among lower income and minority households, as well as to revitalize and stabilize communities. The program was created to assist low-income first-time homebuyers in purchasing single family homes by providing funds for downpayment, closing costs, and rehabilitation carried out in conjunction with the assisted home purchase. ADDI will provide downpayment, closing costs, and rehabilitation assistance to eligible individuals. The amount of ADDI assistance provided may not exceed \$10,000 or 6 percent of the purchase price of the home, whichever is greater.

Program beneficiaries. Detailed reports showing how CDBG housing funds and HOME dollars were allocated among race, income levels and special needs are attached to this section.

Race/ethnicity. For each program year, IHCDA compares the race, ethnicity and special needs of the proposed beneficiaries listed on award applications with those of actual persons served.

**Exhibit III-8.
CDBG (Housing) and HOME Beneficiaries, PY2007**

| | CDBG (Housing) | | HOME | | Total Housing | |
|--|----------------|-------------|--------------|-------------|---------------|-------------|
| | Number | Percent | Number | Percent | Number | Percent |
| Race | | | | | | |
| African-American | 2 | 0.5% | 219 | 18.4% | 221 | 13.7% |
| Asian/Native Hawaiian/Other Pacific Islander | 1 | 0.2% | 11 | 0.9% | 12 | 0.7% |
| Native American | 7 | 1.6% | 0 | 0.0% | 7 | 0.4% |
| White | 414 | 97.4% | 951 | 79.7% | 1,365 | 84.4% |
| Multi-Racial | 0 | 0.0% | 6 | 0.5% | 6 | 0.4% |
| Other | 1 | 0.2% | 6 | 0.5% | 7 | 0.4% |
| Ethnicity | | | | | | |
| Hispanic/Latino | 0 | 0.0% | 14 | 1.2% | 14 | 0.9% |
| Total Households | 425 | 100% | 1,193 | 100% | 1,618 | 100% |

Note: IDIS C04PR23 as of August 28, 2008. Includes results from all funds disbursed during PY2007.

Source: Indiana Office of Community and Rural Affairs.

OCRA reported approximately 797,000 persons benefited from non-housing CDBG activities where funds were disbursed during PY2007. The majority of these persons were White.

**Exhibit III-9.
CDBG (Non-Housing) Beneficiaries,
PY2007**

Note:

IDIS C04PR23 as of August 28, 2008. Includes results from all funds disbursed during PY2007.

Source:

Indiana Office of Community and Rural Affairs.

| | Beneficiaries | |
|--|----------------|-------------|
| | Number | Percent |
| Race | | |
| African-American | 7,271 | 0.9% |
| Asian/Native Hawaiian/Other Pacific Islander | 4,335 | 0.5% |
| Native American | 2,029 | 0.3% |
| White | 771,050 | 96.8% |
| Multi-Racial | 3,298 | 0.4% |
| Other | 8,830 | 1.1% |
| Ethnicity | | |
| Hispanic/Latino | 14,140 | 1.8% |
| Total Persons | 796,914 | 100% |

Income levels. All of the beneficiaries but 8 households of the HOME and HDF program had low- or moderate-incomes. A total of 1,618 households were directly assisted from the HOME and HDF. Of those assisted who had low- or moderate-incomes, 25 percent were renters, 51 percent were first-time homebuyers and 24 percent were existing owners. The schedules attached at the end of this section show income levels assisted by tenure for the CDBG housing and HOME (excluding the single family downpayment assistance program) programs.

The following exhibits show the low- and moderate-income beneficiaries of the funds disbursed during PY2007.

**Exhibit III-10.
CDBG and HOME Beneficiaries by
Income, PY2007**

Note:

IDIS C04PR23 as of August 28, 2008. Includes results from all funds disbursed during PY2007.

Source:

Indiana Office of Community and Rural Affairs.

| | Beneficiaries | Percent of Total |
|--------------------------|---------------|------------------|
| CDBG, Non-Housing | | |
| Low-/Moderate-Income | 399,635 | 50% |
| Total Persons | 796,914 | |
| CDBG, Housing | | |
| Low-/Moderate-Income | 417 | 98% |
| Total Households | 425 | |
| HOME | | |
| Low-/Moderate-Income | 1,193 | 100% |
| Total Households | 1,193 | |

Geographic distribution. On the following pages, Exhibits III-11, III-12 and III-13 show the geographic distribution by county of CDBG, HOME and HDF funds for PY2007.

**Exhibit III-11.
CDBG Allocation, Amount Drawn and Beneficiaries by County, FY2007**

| County | Allocation | Number | Anticipated Beneficiaries | County | Allocation | Number | Anticipated Beneficiaries |
|-----------------|-------------|--------|---------------------------|-----------------|---------------------|------------|---------------------------|
| Adams | \$41,850 | 1 | 2,365 | LaGrange | \$45,000 | 1 | 2,919 |
| Allen | \$1,000,000 | 2 | 1,545 | LaPorte | \$500,000 | 1 | 1,383 |
| Bartholomew | \$440,000 | 2 | 2,531 | Madison | \$548,615 | 2 | 12,094 |
| Benton | \$500,000 | 1 | 1,033 | Marshall | \$40,000 | 1 | 2,166 |
| Boone | \$1,025,000 | 2 | 903 | Martin | \$675,000 | 2 | 1,160 |
| Boone/Hendricks | \$342,014 | 1 | 1,016 | Miami | \$530,000 | 2 | 1,348 |
| Carroll | \$879,600 | 3 | 3,704 | Montgomery | \$641,475 | 2 | 1,928 |
| Cass | \$50,000 | 1 | 15,407 | Morgan | \$46,500 | 1 | 11,698 |
| Clark | \$60,000 | 2 | 7,961 | Newton | \$1,525,000 | 3 | 4,279 |
| Clay | \$500,000 | 1 | 334 | Noble | \$950,240 | 2 | 2,749 |
| Clinton | \$670,000 | 2 | 2,950 | Orange | \$20,000 | 1 | 2,293 |
| Crawford | \$856,170 | 2 | 1,502 | Pike | \$721,300 | 4 | 9,954 |
| Daviess | \$500,000 | 1 | 1,212 | Posey | \$96,500 | 2 | 33,147 |
| De Kalb | \$525,000 | 1 | 2,725 | Pulaski | \$771,060 | 3 | 14,950 |
| Dearborn | \$534,500 | 2 | 2,071 | Randolph | \$955,000 | 2 | 3,372 |
| Decatur | \$75,000 | 1 | 10 | Ripley | \$350,000 | 1 | 3,208 |
| Fayette | \$500,000 | 1 | 292 | Ripley/Franklin | \$50,000 | 1 | 10 |
| Franklin | \$75,000 | 2 | 3,391 | Scott | \$427,636 | 1 | 4,992 |
| Fulton | \$998,021 | 3 | 2,410 | Shelby | \$500,000 | 1 | 17,187 |
| Gibson | \$650,000 | 3 | 9,177 | Spencer | \$515,250 | 2 | 734 |
| Grant | \$450,000 | 3 | 9,285 | Starke | \$867,500 | 2 | 4,560 |
| Greene | \$540,000 | 2 | 4,023 | Steuben | \$393,347 | 2 | 7,978 |
| Harrison | \$1,000,000 | 2 | 4,770 | Steuben/Dekalb | \$368,402 | 1 | 1,233 |
| Hendricks | \$60,000 | 2 | 1,381 | Switzerland | \$50,000 | 1 | 1,735 |
| Howard | \$520,000 | 2 | 3,216 | Tipton | \$42,500 | 1 | 380 |
| Jackson | \$753,652 | 3 | 20,697 | Union | \$525,000 | 1 | 1,190 |
| Jasper | \$453,867 | 2 | 5,884 | Vermillion | \$29,700 | 1 | 800 |
| Jay | \$1,075,000 | 3 | 15,818 | Vigo | \$500,000 | 1 | 2,330 |
| Jennings | \$75,000 | 1 | 10 | Washington | \$479,514 | 1 | 203 |
| Johnson | \$525,000 | 1 | 19,463 | Wayne | \$49,000 | 1 | 435 |
| Knox | \$575,000 | 2 | 3,847 | White | \$625,000 | 4 | 8,215 |
| Kosciusko | \$530,000 | 2 | 1,390 | Total | \$30,618,213 | 110 | 312,953 |

Source: Indiana Office of Community and Rural Affairs.

**Exhibit III-12.
HOME Allocation by County, FY2007**

| County | Allocation | Anticipated Units | Anticipated Beneficiaries | County | Allocation | Anticipated Units | Anticipated Beneficiaries |
|-------------|-------------|-------------------|---------------------------|--------------|--------------------|-------------------|---------------------------|
| Bartholomew | \$750,000 | 15 | 41 | Kosciusko | \$546,000 | 12 | 48 |
| Clark | \$90,000 | 3 | 10 | LaPorte | \$250,000 | 5 | 21 |
| Crawford | \$800,000 | 42 | 46 | Marion | \$455,000 | 0 | 11 |
| Daviess | \$337,350 | 7 | 24 | Monroe | \$137,500 | 2 | 0 |
| Delaware | \$112,500 | 20 | 65 | Orange | \$30,000 | 32 | 80 |
| Elkhart | \$1,162,000 | 168 | 312 | Porter | \$150,000 | 0 | 30 |
| Floyd | \$295,000 | 0 | 0 | Putnam | \$70,000 | 0 | 0 |
| Gibson | \$70,000 | 0 | 0 | Ripley | \$400,000 | 148 | 148 |
| Grant | \$1,264,611 | 56 | 76 | Sullivan | \$53,000 | 1 | 0 |
| Greene | \$100,000 | 64 | 128 | Tiptecanoe | \$645,000 | 24 | 24 |
| Hamilton | \$157,500 | 3 | 12 | Vanderburgh | \$230,000 | 40 | 167 |
| Huntington | \$230,000 | 34 | 34 | Vermillion | \$450,310 | 8 | 28 |
| Knox | \$200,000 | 64 | 238 | Warren | \$232,600 | 4 | 16 |
| | | | | Total | \$9,218,371 | 752 | 1,559 |

Source: Indiana Housing and Community Development Authority.

**Exhibit III-13.
Housing Development Fund (CDBG Housing) Allocation by County, FY2007**

| County | Allocation | Anticipated Units | Anticipated Beneficiaries | County | Allocation | Anticipated Units | Anticipated Beneficiaries |
|-----------|------------|-------------------|---------------------------|--------------|--------------------|-------------------|---------------------------|
| Adams | \$235,000 | 30 | 30 | Madison | \$225,000 | 19 | 46 |
| Brown | \$150,000 | 21 | 57 | Monroe | \$400,000 | 25 | 271 |
| Carroll | \$216,450 | 13 | 27 | Noble | \$140,000 | 3 | 7 |
| Cass | \$112,250 | 15 | 43 | Perry | \$365,000 | 41 | 59 |
| Dearborn | \$140,000 | 20 | 30 | Randolph | \$150,000 | 20 | 35 |
| Greene | \$665,000 | 81 | 186 | Rush | \$142,228 | 21 | 43 |
| Hancock | \$337,367 | 30 | 80 | Sullivan | \$300,000 | 20 | 47 |
| Knox | \$475,250 | 63 | 145 | Wayne | \$300,000 | 39 | 96 |
| Kosciusko | \$150,000 | 15 | 45 | Total | \$4,503,545 | 476 | 1,247 |

Source: Indiana Housing and Community Development Authority.

Housing Activities

This section describes more specifically how the State allocated its resources to affordable housing activities to assist low-income renters and owners.

Foster and maintain affordable housing. The overall goal of all of the projects and activities IHCDA funds with HOME and CDBG awards is to foster and maintain affordable housing. These projects and activities are discussed throughout this CAPER.

Eliminate barriers to affordable housing. For low-income households, there can be numerous barriers to finding affordable housing. Barriers to homeownership include a lack of resources for a downpayment, earnings that are too low to support a conventional mortgage payment and lack of education about homeownership, particularly financing. Barriers to finding safe and decent affordable rental housing include low earnings, need for housing near transit, need for larger units and need for other special accommodations.

In FY2007, IHCDA allocated HOME and CDBG funding to activities and projects that eliminated barriers to affordable housing by:

- Increasing the supply of affordable multi and single family housing through new construction;
- Lowering the cost of rehabilitation of owner-occupied housing to maintain its affordability;
- Educating and counseling potential homeowners about the requirements of homeownership; and
- Assisting providers and developers of affordable housing through awards for needs assessments and feasibility studies.

These projects and activities are described below.

Homeownership programs. IHCDCA's homeownership programs offer below market interest rate mortgages and downpayment assistance. These programs are primarily administered through a network of participating lenders in the Homeownership Lending Programs, covering all 92 counties in the State. There are several programs under the homeownership umbrella:

- ***First Home***—First Home program provides below market interest rate mortgages to first time low- and moderate-income homebuyers. This program may be used in conjunction with FHA/VA, Fannie Mae, or USDA Rural Development financing.
- ***First Home/PLUS***—Offers a First Home special mortgage rate, as a 5 percent downpayment assistance, capped at \$3,500 with zero interest and no payments, which is forgiven if the borrower does not refinance and remains in the home for a specified period of time.
- ***First Home 100***—This is a partnership program with Fannie Mae that offers affordable homeownership opportunities for low to very low-income Hoosiers. There is no minimum contribution required from the homebuyers own funds. The seller of the home may contribute up to 3 percent of the sales price to help with closing costs. This program is more flexible than some of IHCDCA's other programs, and does not have as many qualifying standards.
- ***My Community Mortgage 100%***—This is a partnership program with Fannie Mae that offers affordable homeownership opportunities for borrowers that are low to very low-income. The program offers a minimum contribution of \$500 from borrower's own funds. The seller may contribute up to 3 percent of the sales price to help with closing costs. Borrowers may also qualify for IHCDCA's downpayment assistance.
- ***Community Solutions 100***—This is a partnership program with Fannie Mae that enables Teachers, Fire Fighters, Law Enforcement, as well as State and Municipal workers to purchase a home with as little as \$500 of their own funds. The program allows for higher loan-to-value options, lower out-of-pocket costs and more flexible underwriting criteria. The seller may contribute up to 3 percent of the sales price to help with closing cost. Borrowers may also qualify for IHCDCA's downpayment assistance.
- ***Community Home Choice***—This is a partnership with Fannie Mae that offers affordable homeownership opportunities for people with disabilities or families who have a person with a disability living with them. The Home Choice mortgage loans offer low downpayments; greater flexibility in qualifying and underwriting standards; and acceptance of non-traditional credit histories. Borrowers may also qualify for IHCDCA's downpayment assistance.
- ***Mortgage Credit Certificates***—Offers first-time homebuyers a Federal tax credit. The tax credit ranges between 20 and 35 percent of the interest paid on a mortgage each year, depending on the mortgage loan amount. The maximum credit per year is \$2,000.

- ***Homeownership Program for Veterans***—IHCDA is waiving the homeownership program’s first-time time homebuyer requirement just for veterans. This will allow veterans to secure a fixed-rate mortgage that is below the market interest rate on any home they purchase (not only their first home). However, Veterans who are first-time homebuyers may also qualify for downpayment assistance through this program. IHCDA works with qualified lenders on its homeownership programs.
- ***Homebuyer Education***—The online First Time Homebuyer Education Course, IHCDA University, is a free educational course designed to inform Indiana consumers about the basics of purchasing a home so that they are prepared for situations that may arise during the process. Completion of the course also satisfies the Homebuyer Education requirement that is necessary for all homebuyers seeking the 0.125 percent mortgage rate reduction offered through the Agency’s single family purchasing programs.
- ***Foreclosure Prevention***—The Indiana Foreclosure Prevention Network (IFPN) was created to provide the thousands of Hoosiers who may be facing foreclosure with access to free and unbiased information and counseling. The website (www.877gethope.org) provides information on the options available to assist persons experiencing foreclosure. A certified foreclosure specialist is also available by calling (877) GET-HOPE any day of the week between 8:00am and 8:00pm.

The First Home program addresses the two greatest barriers to achieving affordable homeownership: finding funds for a downpayment and being able to afford a monthly mortgage payment.

The First Home program is funded through a combination of HOME funds, tax-exempt bond proceeds, private awards as well as rural development awards. During PY2007, IHCDA awarded over \$900,000 of HOME loans to assist a total of 236 households through the Single Family First Home Plus Downpayment Assistance Program. The average household received \$3,873 in downpayment assistance. As a part of IHCDA’s Downpayment Assistance program: a total of 137 loans totaling \$553,419 were awarded during FY2007 using HOME funds (DPA program), and a total of 99 loans totaling \$360,707 were awarded using ADDI funds.

Awards for Tenant-Based Rental Assistance. IHCDA began tenant-based rental assistance programs targeted to persons being released from the prison system in PY2006 and to Burmese Chin and Karen refugees expected to resettle in Indianapolis in PY2007.

TBRA for ex-offenders. As part of the State’s Ten-Year Plan to End Chronic Homelessness, IHCDA partnered with the Indiana Department of Correction (IDOC) to develop a program to reduce homelessness and the rate of repeat offenses among parolees. The TBRA program was launched in 2006 and is designed to help ex-offenders find affordable housing.

In 2006, the State of Indiana released approximately 16,000 adult offenders from Indiana’s correctional facilities. Many of these individuals do not have stable housing planned for after their release. The TBRA program addresses this often-overlooked segment of the homeless population, who often return to crime when no stable living environment is available.

In July 2006, IHCDA selected two organizations to administer the pilot program in five Indiana counties:

- PACE/OAR, Inc. (Public Action in Correctional Effort/Offender Aid and Restoration) received an award of \$256,140 of HOME funds to provide rental assistance for 30 persons in Marion and Madison counties: and
- Northwest Indiana Re-entry Partnership (NIRP) received more than \$170,000 in funding to assist ex-offenders in northwest Indiana returning to Lake, LaPorte and Porter counties.

Despite efforts by IDOC staff to screen participants based on established criteria and the provision of wrap around services by the grantee organizations, serving this population has been challenging. During PY2007, PACE/OAR drew only \$32,680.50 for nine individuals while NIRP expended \$6,665.83 for three clients. IHCDA has decided not to renew contracts with either agency for PY2008.

However, IHCDA remains committed to assisting ex-offenders re-enter society and contribute to their community of choice. As such, IHCDA identified the Re-entry Problem Solving Court in Lafayette to continue piloting TBRA for ex-offenders.

The Re-entry Problem Solving Court in Tippecanoe County Superior Court takes a comprehensive and evidence based approach to return persons from Department of Correction facilities to Tippecanoe County, their home community. Once transported to the County's Community Corrections facility, potential participants are assessed with actuarial prediction instruments and clinical interviews to determine the services needed to prevent crime and drug or alcohol relapse.

During a transition week, participants live at the Community Corrections (Work Release) and work to obtain a driver's license or photo identification, and register to vote. They go through relevant intake processes at Wabash Valley Health, the Community Health Center, the Lafayette Adult Resources Academy, and Family Services, Inc. to determine mental and physical health needs and appropriate drug counseling, educational and employment services, as well as family and financial needs.

Rental assistance is a new tool for the highly successful Re-entry Problem Solving Court. Eligible participants pay 30 percent of their gross monthly wages for rent, for a one year period of time. As the participant's income increases, rental payments will remain steady. Income increases will be managed jointly by the Court and the participant to pay child support, bad debt, and other bills. As a consequence, the Re-entry Problem Solving Court participant can restore credit and become self-sufficient. Lafayette Re-entry Problem Solving Court will serve 30 individuals returning to Tippecanoe County not to exceed \$256,485. Unexpended HOME funds from prior TBRA projects were used for this demonstration project.

TBRA for refugees. As part of a 2007 decision by the U.S. State Department and the United Nations High Commissioner for Refugees, a large number of Burmese Chin and Karen were granted refugee status to enter the United States. Consequently, the City of Indianapolis expects to resettle approximately 900-1,000 individuals, representing approximately 150 to 200 households.

In February 2008 the IHCDA released a Request for Proposals (RFP) for TBRA for Refugees based on ongoing discussions with resettlement agencies experiencing a shortfall in funding because of increased resettlement cases. IHCDA awarded Catholic Charities Indianapolis and Exodus Refugee Immigration \$200,000 each in 2007 HOME funds to provide rental assistance to refugees resettling in Indiana. It is anticipated that these funds will provide rental assistance over the next 12 to 18 months for 70 to 80 refugee families.

**Exhibit III-14.
Tenant-based Rental Assistance Awards, FY2007**

| Grantee | Activity | Grant | Location | Anticipated Beneficiaries | Award Amount |
|---|----------|-------|----------|---------------------------|------------------|
| Catholic Charities Indianapolis | TBRA | HOME | Marion | | \$200,000 |
| Exodus Refugee Immigration | TBRA | HOME | Marion | | \$200,000 |
| Total Tenant Based Rental Assistance | | | | 70-80 families | \$400,000 |

Source: Indiana Housing and Community Development Authority.

There were no TBRA funds expended during PY2007.

Housing Choice Voucher. The State of Indiana’s Section 8 Housing Choice Voucher Program (HCV) was transferred from the Family and Social Service Administration to the IHCDA on July 1, 2006. The IHCDA administers Section 8 HCVs in 80 counties through 21 local subcontracting agencies.

IHCDA has set forth the following goals:

- Increase voucher utilization
- Improve financial management of the program
- Decrease the number of 50058 submission errors to the PIC system

For the first six months of 2008, voucher utilization averaged 102 percent of the 2008 allocation. HUD Form 50058 submissions to PIC had an error rate less than 5 percent. Starting in May 2008, IHCDA started using the Enterprise Income Verification system to verify participant income.

Awards for rental construction and rehabilitation. During PY2007, IHCDA dedicated approximately \$5.4 million in rental new construction and rehabilitation through HOME funds, CDBG funds, and Rental Housing Tax Credits (RHTC). These funds will be used by housing development organizations to produce an estimated 187 units of affordable rental, farm worker, permanent supportive, and transitional housing. These awards are listed by the recipient in Exhibit III-15 on the following page.

Exhibit III-15.**Rental New Construction and Rehabilitation with HOME, CDBG and RHTC, FY2007**

| Grantee | Activity | County | Grant | Anticipated Units | Award Amount |
|--|------------------------------|-------------|-------|-------------------|--------------------|
| New Construction: | | | | | |
| Affordable Housing Corporation of Marion | Transitional Housing | Grant | CHDO | 11 | \$546,000 |
| Board of Commissioners, County of Noble | Farmworker Housing | Noble | CDBG | 3 | \$140,000 |
| CAP Inc. of Western Indiana | Rental | Warren | HOME | 4 | \$232,600 |
| CAP Inc. of Western Indiana | Rental | Vermillion | CHDO | 8 | \$450,310 |
| Guerin, Inc. | Permanent Supportive Housing | Floyd | HOME | | \$245,000 |
| Monroe County | Emergency Shelter | Monroe | CDBG | 25 | \$400,000 |
| Town of Geneva | Farmworker Housing | Adams | CDBG | 30 | \$235,000 |
| Total New Construction | | | | 81 | \$2,248,910 |
| Rehabilitation: | | | | | |
| Housing Partnerships, Inc. | Rental | Bartholomew | CHDO | 15 | \$750,000 |
| LaCasa of Goshen, Inc. | Rental | Elkhart | CHDO | 18 | \$750,000 |
| Lafayette Transitional Housing Center, Inc. | Permanent Supportive Housing | Tippecanoe | HOME | 24 | \$575,000 |
| Lincoln Hills Development Corporation | Rental | Crawford | CHDO | 42 | \$750,000 |
| PACE Community Action Agency, Inc. | Rental | Daviess | CHDO | 3 | \$142,550 |
| PACE Community Action Agency, Inc. | Rental | Daviess | CHDO | 4 | \$194,800 |
| Total Rehabilitation | | | | 106 | \$3,162,350 |
| Total New Construction and Rehabilitation | | | | 187 | \$5,411,260 |

Source: Indiana Housing and Community Development Authority.

There were 18 rental housing awards closed in FY2007 expending a total of \$6.3 million of HOME and CDBG funds.

Exhibit III-16.**Closed Rental New Construction and Rehabilitation Projects, HOME, CDBG, and RHTC funding, FY2007**

| Grantee | Activity | Grant | Award Year | Units Created | Closed Amount |
|--|------------------------------|-------|------------|---------------|--------------------|
| New Construction: | | | | | |
| Community Action Program Inc of Western IN | Rental | CHDO | 2004 | 5 | \$263,000 |
| Elkhart Housing Partnership, Inc. | Rental | CHDO | 2005 | | \$313,500 |
| Fulton County Housing Authority, Inc. | Rental | HOME* | 2004 | | \$460,000 |
| Guerin, Inc. | Rental | CHDO | 2005 | | \$440,000 |
| Mennonite Disabilities Committee, Inc. | Rental | HOME | 2000 | 6 | \$224,210 |
| Ohio Valley Opportunities Inc | Rental | CHDO* | 2004 | | \$400,000 |
| Providence Housing Corporation | Rental | CHDO | 2006 | | \$440,000 |
| Town of Geneva | Farmworker Housing | CDBG | 2006 | | \$500,000 |
| Town of Orestes | Farmworker Housing | CDBG | 2004 | | \$500,000 |
| Town of Orestes | Farmworker Housing | CDBG | 2006 | | \$500,000 |
| Total New Construction | | | | 11 | \$4,040,710 |
| Rehabilitation: | | | | | |
| Blue River Services, Inc. | Rental | CHDO | 2003 | | \$450,000 |
| Blue River Services, Inc. | Transitional Housing | CHDO | 2005 | 4 | \$165,186 |
| Gas City Historical Society Inc | Rental | HOME* | 2004 | | \$440,000 |
| Housing Opportunities, Inc. | Permanent Supportive Housing | CHDO | 2005 | 8 | \$320,000 |
| Housing Opportunities, Inc. | Rental | CHDO | 2005 | | \$320,000 |
| Pathfinder Services Inc | Transitional Housing | CHDO | 2005 | | \$121,450 |
| Pathway to Recovery, Inc. | Permanent Supportive Housing | HOME | 2004 | 11 | \$164,802 |
| Town of Summittville | Rental | CDBG | 2004 | | \$257,856 |
| Total Rehabilitation | | | | 23 | \$2,239,294 |
| Total New Construction and Rehabilitation | | | | 34 | \$6,280,004 |

Note: *Used a combination of either HOME and CHOD funds along with Rental Housing Tax credits.

Source: Indiana Housing and Community Development Authority.

Rental Housing Tax Credits. IHCDCA also combines HOME funds and RHTCs to support construction of affordable rental units. Exhibit III-17 lists the rental housing developments using RHTCs only (these developments are also included in Exhibit III-16).

**Exhibit III-17.
Rental Housing Tax Credits Closed Awards, FY2007**

| Grantee | Activity | Grant | Award Year | Closed Amount |
|---|---------------------------|-------|------------|--------------------|
| Fulton County Housing Authority, Inc. | Rental - New Construction | HOME* | 2004 | \$460,000 |
| Gas City Historical Society Inc | Rental - Rehabilitation | HOME* | 2004 | \$440,000 |
| Ohio Valley Opportunities Inc | Rental - New Construction | CHDO* | 2004 | \$400,000 |
| Total Rural Housing Tax Credit Awards Closed | | | | \$1,300,000 |

Source: Indiana Housing and Community Development Authority.

Homebuyer New Construction and Rehabilitation. IHCDCA awarded \$1.7 million of HOME funds to homebuyer new construction and had five projects close during PY2007.

**Exhibit III-18.
Homebuyer Awards and Closed Awards, FY2007**

| Grantee | Activity | County | Grant | Award Year | Anticipated Units | Award Amount |
|---|---------------------------------|-----------|-------|------------|-------------------|--------------------|
| Homebuyer Awards: | | | | | | |
| Hamilton County Area Neighborhood Development, Inc. | New Construction | Hamilton | CHDO | 2007 | 3 | \$157,500 |
| Bloomington Restorations, Inc. | New Construction | Monroe | CHDO | 2007 | 2 | \$80,000 |
| Jeffersonville Housing Services Corporation | New Construction | Clark | CHDO | 2007 | 3 | \$90,000 |
| Housing Opportunities, Inc. | New Construction | LaPorte | CHDO | 2007 | 5 | \$250,000 |
| The Affordable Housing Corporation of Marion, Indiana | New Construction | Grant | CHDO | 2007 | 10 | 530000 |
| Four Rivers Resource Services, Inc. | New Construction | Sullivan | CHDO | 2007 | 1 | \$53,000 |
| Housing Opportunities of Warsaw, Indiana, Inc. | New Construction | Kosciusko | CHDO | 2007 | <u>12</u> | <u>\$546,000</u> |
| Total Homebuyer Awards | | | | | 36 | \$1,706,500 |
| Homebuyer Closed Awards: | | | | | | |
| Jeffersonville Housing Services Corporation | New Construction | | CHDO | 2003 | | \$135,000 |
| Community Action Program Inc of Western Indiana | New Construction | | CHDO | 2004 | 10 | \$526,500 |
| Rural Opportunities Housing Corporation of Indiana | New Construction | | CHDO | 2004 | | \$180,697 |
| Elkhart Association of River Neighborhoods, Inc. | Rehabilitation | | CHDO | 2000 | | \$80,000 |
| Elkhart Housing Partnership, Inc. | Rehabilitation (Lease Purchase) | | CHDO | 2000 | <u>9</u> | <u>\$296,184</u> |
| Total Homebuyer Closed Awards | | | | | 19 | \$1,218,381 |

Source: Indiana Housing and Community Development Authority.

Homebuyer rehabilitation includes the acquisition, rehabilitation and resale expenses of a home. This is different from the common owner-occupied rehabilitation, which is discussed in the following section.

Owner-Occupied Rehabilitation. IHCD A allocated approximately \$3.7 million of HDF funds, which is a part of the Housing from Shelters to Homeownership program, to owner-occupied rehabilitation in FY2007, as shown in the following exhibit.

**Exhibit III-19.
Owner-Occupied Rehabilitation Awards, FY2006**

| Grantee | County | Grant | Anticipated Units | Award Amount | Grantee | County | Grant | Anticipated Units | Award Amount |
|--------------------|----------|-------|-------------------|--------------|--|-----------|-------|-------------------|--------------------|
| Bicknell | Knox | CDBG | 19 | \$150,000 | Linton | Greene | CDBG | 20 | \$225,000 |
| Bloomfield | Greene | CDBG | 20 | \$140,000 | Logansport | Cass | CDBG | 15 | \$112,250 |
| Brown County | Brown | CDBG | 21 | \$150,000 | Perry County | Perry | CDBG | 20 | \$140,000 |
| Camden | Carroll | CDBG | 13 | \$216,450 | Rushville | Rush | CDBG | 21 | \$142,228 |
| Centerville | Wayne | CDBG | 20 | \$150,000 | Tell City | Perry | CDBG | 21 | \$225,000 |
| Chesterfield | Madison | CDBG | 19 | \$225,000 | Town of Edwardsport | Knox | CDBG | 14 | \$100,250 |
| City of Union City | Randolph | CDBG | 20 | \$150,000 | Town of Lyons | Greene | CDBG | 20 | \$150,000 |
| Dearborn County | Dearborn | CDBG | 20 | \$140,000 | Town of Monroe City | Knox | CDBG | 20 | \$150,000 |
| Decker | Knox | CDBG | 10 | \$75,000 | Town of Syracuse | Kosciusko | CDBG | 5 | \$75,000 |
| Dugger | Sullivan | CDBG | 20 | \$300,000 | Town of Syracuse | Kosciusko | CDBG | 10 | \$75,000 |
| Greenfield | Hancock | CDBG | 19 | \$152,367 | Town of Wilkinson | Hancock | CDBG | 11 | \$185,000 |
| Hagerstown | Wayne | CDBG | 19 | \$150,000 | Total Owner Occupied Rehabilitation | | | 177 | \$1,579,728 |
| Jasonville | Greene | CDBG | 21 | \$150,000 | | | | | |

Source: Indiana Housing and Community Development Authority.

In 2004, IHCD A used a formula allocation method to award \$5 million in HOME funds to the 24 Community Action Agencies (CAA) under a pilot Owner-Occupied Rehabilitation (OOR) program. The intent of the program was to compliment their existing weatherization programs. However, several organizations were challenged with implementing the new HOME Owner-Occupied Rehabilitation program because: 1.) It was their first time administering a HOME award and/or Owner-Occupied Rehabilitation program; and 2.) The HOME Regulations require each unit to be brought up to code.

Therefore in March of 2006, IHCD A allocated a second formula allocation to the CAA's in the amount of \$5 million. The \$5 million included \$3 million in HOME and \$2 million in IHCD A funds. IHCD A implemented the following award condition: The recipient must meet the following performance standards for this award by March 30, 2007. Recipients who do not meet these performance standards will be subject to de-obligating a percentage of their award. The total amount of funds de-obligated will be made available to recipients who have completed their 2006 HOME Owner-Occupied Rehabilitation award by March 30, 2007. Additionally, through solicitation of public comment, IHCD A recognized the need to redesign the claim forms for greater ease of use. As a result, IHCD A revised the claim forms and held a related Funds Management training for recipients of the HOME Owner-Occupied Rehabilitation program. Lastly, IHCD A has partnered with the Indiana Community Action Association to establish a mentoring network with the 24 CAAs to carry out "Best Practices" on implementing their program.

| Deadline | Percentage of HOME Award Drawn | Percentage of Award De-Obligated |
|----------------|--------------------------------|---|
| March 30, 2007 | 60% | 100% minus Amount of HOME Award Drawn = amount subject to de-obligation |

IHCDA allocated approximately \$622,000 of HOME funds in FY2006 to low-income households who are either elderly, disabled and/or have children under the age of six for owner-occupied rehabilitation.

There were 24 owner-occupied awards closed in FY2007. Seven awards that were awarded in PY2006 were closed this past year.

**Exhibit III-20.
Owner-Occupied Rehabilitation Closed Awards, FY2007**

| Grantee | Grant | Award Year | Units Created | Closed Amount |
|--|-------|------------|---------------|--------------------|
| City of Aurora | CDBG | 2006 | | \$150,000 |
| City of Columbia City | CDBG | 2004 | | \$200,000 |
| City of Logansport | CDBG | 2004 | | \$238,000 |
| City of Madison | CDBG | 2005 | 20 | \$224,790 |
| City of Mitchell | CDBG | 2005 | | \$259,637 |
| City of New Castle | CDBG | 2005 | | \$300,000 |
| City of Plymouth | CDBG | 2005 | | \$124,988 |
| The Board of Commissioners of the County of Dearborn | CDBG | 2005 | | \$300,000 |
| The Board of Commissioners of the County of Henry | CDBG | 2005 | | \$225,000 |
| The Board of Commissioners of the County of Jay | CDBG | 2005 | | \$225,000 |
| The Board of Commissioners of the County of Steuben | CDBG | 2005 | | \$300,000 |
| The Board of Commissioners of the County of Wayne | CDBG | 2005 | 9 | \$150,000 |
| The Board of Commissioners of the County of Wayne | CDBG | 2005 | | \$78,825 |
| Town of Camden | CDBG | 2005 | 16 | \$225,000 |
| Town of Dublin | CDBG | 2005 | | \$282,250 |
| Town of Hope | CDBG | 2005 | | \$125,000 |
| Town of Lapel | CDBG | 2005 | | \$150,000 |
| Town of Shirley | CDBG | 2005 | | \$300,000 |
| Town of Winona Lake | CDBG | 2006 | 8 | \$103,640 |
| Total CDBG | | | 53 | \$3,962,131 |
| Community Action of East Central Indiana Incorporated | HOME | 2006 | | \$92,444 |
| Community Action of Northeast Indiana Inc | HOME | 2006 | | \$282,608 |
| Interlocal Community Action Program Inc | HOME | 2006 | | \$100,227 |
| Jobsource, Inc. | HOME | 2006 | | \$72,202 |
| REAL Services, Inc. | HOME | 2006 | | \$189,780 |
| Total HOME | | | 0 | \$737,260 |
| Total Owner-Occupied Rehabilitation Closed Awards | | | 53 | \$4,699,391 |

Source: Indiana Housing and Community Development Authority.

Homeownership counseling/education and downpayment assistance. Two of the barriers to achieving homeownership are a lack of understanding about the financial requirements of purchasing a home and the resources available to assist certain populations with homeownership as well as having enough money for a downpayment of a home.

The remaining open Homeownership Counseling Awards made in PY2005 continued through PY2006 and PY2007. IHCDA made new awards in PY2007 based on the revamping of its Homeownership Education/Counseling and Downpayment Assistance program (HOC/DPA), which is discussed following the exhibit. During PY2007, IHCDA awarded 10 awards to assist an anticipated 828 beneficiaries.

**Exhibit III-21.
HOME Homeownership Education/Counseling
and Downpayment Assistance Awards, FY2007**

| Grantee | Activity | County | Grant | Anticipated Beneficiaries | Award Amount |
|--|----------|-------------|-------|---------------------------|--------------------|
| Housing Opportunities, Inc. | HEC/DPA | Porter | HOME | 30 | \$150,000 |
| Rural Opportunities Housing Corporation of Indiana | HEC/DPA | Delaware | HOME | 65 | \$112,500 |
| HOPE of Evansville Inc. | HEC/DPA | Vanderburgh | HOME | 145 | \$155,000 |
| CAP of Evansville & Vanderburgh County, Inc. | HEC/DPA | Vanderburgh | HOME | 22 | \$75,000 |
| LaCasa of Goshen, Inc. | HEC/DPA | Elkhart | HOME | 240 | \$412,000 |
| Southern Indiana Homeownership, Inc. | HEC/DPA | Knox | HOME | 98 | \$100,000 |
| Affordable Housing Corporation of Marion, Indiana | HEC/DPA | Grant | HOME | 35 | \$188,611 |
| SE Indiana Community Preservation & Development Corp | HEC/DPA | Ripley | HOME | 148 | \$400,000 |
| Pathfinder Services, Inc | HEC/DPA | Huntington | HOME | 34 | \$180,000 |
| Universal Housing Development Corporation | HEC/DPA | Marion | HOME | 11 | \$55,000 |
| Total Homeownership Education Counseling/Downpayment Assistance | | | | 828 | \$1,828,111 |

Source: Indiana Housing and Community Development Authority.

Exhibit III-22 shows the homeownership education/counseling and downpayment assistance awards that closed during FY2007.

**Exhibit III-22.
HOME Homeownership Education/Counseling
and Downpayment Assistance Closed Awards, FY2007**

| Grantee | Activity | Grant | Award Year | Closed Amount |
|--|--------------------------------------|-------|------------|------------------|
| Acorn Housing Corporation | Homeownership Education & Counseling | HOME | 2005 | \$58,500 |
| Habitat for Humanity of Grant County, Inc. | HOC/DPA | HOME | 2003 | \$64,000 |
| LaCasa of Goshen, Inc. | Homeownership Education & Counseling | HOME | 2005 | \$193,230 |
| New Hope Services Inc | Homeownership Education & Counseling | HOME | 2005 | \$124,650 |
| Pathfinder Services Inc | Homeownership Education & Counseling | HOME | 2005 | \$164,700 |
| Rural Opportunities Housing Corporation of IN | Homeownership Education & Counseling | HOME | 2005 | \$41,850 |
| The Affordable Housing Corporation of Marion, IN | Homeownership Education & Counseling | HOME | 2005 | \$76,388 |
| Total Homeownership Education/Counseling and Downpayment Assistance Closed Awards | | | | \$723,318 |

Source: Indiana Housing and Community Development Authority.

IHCDA is actively involved in a number of activities to better educate the public about homeownership requirements and opportunities and to provide assistance with downpayments, which are described in detail below.

There is a growing corpus of research regarding the barriers to homeownership as well as the benefits of pre- and post-purchase counseling to asset preservation. In the spring of 2006, IHCDA revamped its Homeownership Education & Counseling and Downpayment Assistance program (HEC/DPA) to target case management and match dollars to low-income, first-time homebuyers with the greatest mortgage needs. Under the new program that will start in the fall of 2007, eligible households looking to purchase a home receive homeownership education and one-on-one counseling from a certified nonprofit organization. Participants also receive matching funds up to \$4,500 to reduce the entry costs associated with homeownership.

Certified not-for-profit organizations will provide homeownership education and counseling as well as downpayment assistance to targeted households at or below 80 percent AMI. In addition to being a first-time homebuyer in a non-participating jurisdiction community, eligible households must also meet one or more of the following targeting criteria:

- Credit score below 620;
- Previous financing denied;
- Income at or below 50 percent of area median income; and/or
- Public housing resident.

Certified non-profit organizations must identify mortgage lenders who will provide best available mortgage product. Downpayment and closing cost assistance will be structured as a matched savings product. IHCD will match 3:1 every dollar the household contributes with a minimum of \$500 and a maximum of \$1,500. At least \$500 must come from the homebuyer's own cash funds or expenses paid outside closing by the homebuyer (insurance, appraisals, etc.). The remaining matched funds can come from grants, gifts, forgivable loans as long as HOME Investment Partnership Program funds are not the source.

All participants must receive eight hours of homeownership counseling, eight hours of one-on-one pre-purchase counseling, and four hours of post-purchase counseling from a certified nonprofit organization utilizing certified counselors and curricula.

The maximum award amount is \$400,000. Award recipients will be reimbursed for downpayment assistance up to 80 percent of its total award.

Award recipients will be reimbursed for homeownership education and counseling costs up to 10 percent of its total award. The remaining 10 percent of the award will be disbursed based on performance outcomes related to mortgage closings and improved credit scores or household cash flow position.

Development Fund. As of July 1 2007, the state housing trust fund, known as the Indiana Affordable Housing and Community Development Fund (the Development Fund) began receiving funds both from legislative appropriations and its permanent revenue source (a portion of the tax collected on non-cigarette tobacco). In State Fiscal Year 2008, the latter resulted in \$5.41 million in new capital for the Development Fund. With those funds, together with other allocations and the Development Fund's cash balance, IHCD invested over \$10.66 million into a range of affordable housing and community development projects through June 30, 2008, including support for:

- New and existing homeowners, including renovation of homes for sale, weatherization of existing homes and completion of critical repairs on owner-occupied homes (\$5.38 million);
- Rental housing (\$3.26 million);
- Permanent Supportive Housing to help seniors maximize their self-sufficiency (\$500,000);
- Economic Development activities to help communities build strong commercial corridors with façade renovation and predevelopment support (\$500,000);

- Preservation of existing affordable rental housing, including units with site-based rental assistance (\$728,500)—note that this amount was leveraged with an equal amount from a reservation of USDA loan funds dedicated to preservation of USDA-assisted rural developments, for a total investment of \$1.57 million; and
- Capacity-building activities to assist service providers to undertake their first permanent supportive housing projects and to build the capacity of not-for-profit community development corporations to engage in housing development (\$302,000).

Foreclosure Prevention. The costs associated with foreclosures are not limited to the private market transaction between a lender and a borrower. Consider the fact that one foreclosure in Indianapolis reduces the property tax base by nearly \$300,000 in a single neighborhood—assets that could have sent a child to college or provided a more comfortable retirement. Preventing a foreclosure in Indiana can save on average between \$43,300 to \$58,000 in costs for the homeowner, financial institutions, local government and neighboring homeowners.

In November of 2007, IHCDA launched the Indiana Foreclosure Prevention Network, a public private partnership comprised of community-based organizations, trade associations, advocacy groups, lenders, state agencies, as well as local divisions of government. IFPN has implemented a multi-tiered strategy that includes a targeted public awareness campaign, a telephone helpline available 12 hours a day/7 days a week, and a local network of trusted advisors.

During the first nine months of operation, the helpline and website have averaged 70 contacts per day. This translates to 20,000 contacts annually. The following statistics provide a snapshot of who has reached out for assistance from the IFPN.

- More than one-third (35 percent) of the households earn at least \$50,000. The average income of household contacts is \$41,000.
- Sixty-three percent of the contacts are less than 120 days delinquent. On average a household is 3.5 months behind on its mortgage payment.
- Forty-five percent of the contacts are facing foreclosure due to job loss or disruption in income. Taken together, job loss, medical expenses, and change in family composition (death or divorce) account for 7 out of 10 households that have contacted the IFPN.

Individual Development Accounts. IHCDA funds the IDA program that can provide up to \$900 in matching funds for Indiana residents saving for homeownership (among other eligible activities). The Individual Development Account (IDA) program, which was started in 1997 and reauthorized in 2001, will continue serving low-income eligible households in the State. This program is discussed in greater detail in the Community Development section below.

Predevelopment activities. IHCDA understands that the most successful housing programs are those that grow out of careful planning and assessment of the needs of a particular community. For this reason, IHCDA provides funds to finance planning activities related to the development of affordable housing. During PY2007, IHCDA provided funding for the following activities related to the development of affordable housing:

- ***Predevelopment loans***—During the 2007 program year, IHCDA provided \$36,000 in predevelopment loans to three CHDOs to assist in the development of 80 units. CHDOs play a significant role in providing affordable housing to the State’s citizens with the greatest needs.
- ***CHDO Seed Money Loans***—IHCDA provided \$54,000 to CHDO for seed money loans to assist with preconstruction costs, such as architectural plans, engineering studies, etc.
- ***Feasibility studies***—IHCDA did not provide any new awards for feasibility studies of particular sites or development plans during PY2007.

Back Home Initiative. IHCDA’s strategic plan identifies seniors as an emerging market. By 2025, one in five Hoosiers will be over the age of 65. Recent surveys from AARP found that over 90 percent of seniors would prefer to age in place. In anticipation of this demand, IHCDA has begun targeting resources to seniors so they may live in a community of their choice.

Providing seniors with opportunities to live in communities of their choice also intersects with nursing home care. It is estimated that 5,000 to 6,000 nursing home residents could thrive in a more independent community setting if support services were available and housing options were affordable and accessible. During the first half of 2007, IHCDA and the Indiana Family and Social Services Administration’s Division of Aging collaborated to design a program that would provide rental assistance to seniors, on Medicaid, who desire to make this transition.

The Division of Aging proposes to contribute \$1 million to the Affordable Housing and Community Development Fund to make rental units in IHCDA’s portfolio affordable and accessible for 125-150 nursing home residents. Eligible property owners will receive a lump-sum, per unit payment in exchange for reducing its allowable AMI rent by 50 percent. The lump sum payments will be based on unit size as follows: \$3k - Efficiencies, \$4k - 1 bedroom, \$5k - 2 bedrooms.

Property owners participating in the program would agree to make the unit(s) available for as long as the tenant resides in the unit or for a minimum of five (5) years if the tenant leaves the unit. Property owners will be required to maintain the same AMI rent as long as the household size remains the same.

IHCDA will also reimburse property owners for the cost of making the unit accessible based on the needs of the resident as determined by a local Area Agency on Aging case manager. Upon assessment of the individual and an inspection of the desired unit, a list of specific modifications required to make the unit accessible will be submitted to IHCDA and to the property owner. IHCDA will then draft an agreement with the property owner and issue funds for accessibility improvements and the lump-sum rental payment.

Weatherization Pilot. IHCDA has partnered with Citizens Gas and Indianapolis Power & Light to implement a pilot weatherization program that utilizes consumption data to target eligible homes for weatherization in the Indianapolis area. During first half of 2007, IHCDA commissioned a research project to study energy consumption data and to gather the baseline information needed for this type of pilot program. In addition to consumption data, this study included the use of demographic data including age, number of person per household, income and poverty percentage as well as Assessor data including square footage per floor, number of stories and number of fire place openings to target households with the highest use of energy. The final output of the program is the weatherization of 150-200 owner-occupied homes that will demonstrate the benefit of targeting weatherization funds for the greatest savings in energy consumption. To date, \$587,322 has been drawn to weatherize 87 homes. Another 30 homes have been audited and are in various stages of being weatherized

Real Estate Capital Access Program. A community's Main Street is its front door, the first (and sometimes only) place that many visitors will ever see. During the fall of 2006, IHCDA, the Office of Community and Rural Affairs, and the Office of Tourism Development discussed how the three agencies could leverage their respective expertise in community development to encourage investment in Indiana's Main Streets and commercial nodes.

Indiana's communities do not lack for lenders willing to provide capital nor developers willing to revitalize real estate. However, lenders are looking for ways to mitigate risk associated with complex ventures, and developers are looking for a stronger equity position. Consequently, the Real Estate Capital Access Program was designed to provide communities with access to predevelopment funds for project soft costs, a loan loss reserve for renovation and new construction, and matching grants for facade and beautification improvements.

In 2007, IHCDA invested another \$500,000 from the Affordable Housing and Community Development Fund to expand RECAP to Rising Sun, Washington, Loogootee, Frankfort, and Columbia City. These communities will utilize the RECAP funds for façade improvements and predevelopment loans.

Address worst case needs. The term "worst case needs" is used to characterize those households whose housing needs are very serious. These households are usually renters, have extremely- to very low-incomes (i.e., less than 30 and 50 percent of the area median income, respectively), pay more than half of their monthly income in rent and utilities, live in substandard housing and may reside in markets that make moving to better conditions prohibitive. Individuals with worst case needs are also likely to be members of special needs populations. These households are often the target of housing programs and require a higher investment of resources because of their needs. The following activities assisted such households during the FY2007 program year.

Special needs preferences. Due to lower incomes and the need for supportive services, special needs groups are more likely than the general population to encounter difficulty paying for adequate housing and often require enhanced community services. Special needs populations are also more likely than the general population to be underserved by the private market because their housing can be more costly to develop (e.g., units may need to be wheelchair accessible, residents may require on-site services) and information about the housing demand of special needs populations and their housing preferences is often not readily available. As such, housing subsidies are very important to ensure affordable, quality housing for special needs populations.

In 2007, IHCD presented the HOME and CDBG program under separate program packages. Included in that were some changes in application review process and the scoring involved. The breakdown between the two funding sources is as follows:

HOME. IHCD continues to review and encourage HOME applications for developments that agree to target and give housing preferences to 10 percent or more of the units for any combination of the following list of special needs populations:

- Persons with physical or developmental disabilities;
- Persons with mental impairment;
- Single parent households;
- Victims of domestic violence;
- Abused children;
- People with addictions;
- Homeless populations; and
- Elderly.

The HOME application has made a change to its review process. In 2006, IHCD removed any concrete point totals for the review criteria. The categories that were previously tied to specific points are now pooled together and known as “preferences.” There is a minimum number of preferences that need to be met for each category (general, organizational capacity, development characteristics, predevelopment activities, rental specific, and homebuyer specific). Targeted special needs population falls under the “general” preference category.

CDBG. IHCD continues to review and encourage CDBG applications for developments that agree to target and give housing preferences to 10 percent or more of the units for any combination of the following list of special needs populations:

- Persons with physical or developmental disabilities;
- Persons with mental impairment;
- Single-parent households;
- Persons with addictions;
- Abused children; and
- Battered spouses.

IHCD individualized the scores of the sections that include rental units (transitional, permanent supportive and permanent rental); homeowner repair and improvement units; emergency shelter, youth shelter and migrant/seasonal farm worker units.

OCRA encourages the use of CDBG funds for infrastructure assistance in affordable housing developments targeting special needs populations.

Applicable to both HOME and CDBG. IHCDA also gives preference to projects with accessibility features and design of the structure(s) in the development that go above and beyond the requirements of the Fair Housing Act of 1968 as Amended and Section 504 of the Rehabilitation Act of 1973 at no additional cost to the tenant.

Finally, the State agencies represented on the Consolidated Plan Coordinating Committee have and will continue to provide technical assistance to nonprofit organizations to develop housing and support services for special needs groups, by using internal staff resources and funding external technical assistance programs.

Special needs policy development. In 2000, a member of IHCDA (previously IHFA) joined the State's Mental Illness Advisory Committee (MIAC). MIAC acts in an advisory capacity to the Division of Mental Health as well as the Mental Health Advisory Council on matters related to individuals with a serious mental illness. The committee is committed to assisting a vulnerable population to meet their needs and develop their potential without being unnecessarily isolated or excluded from the community. Members of MIAC are from a wide variety of arenas including housing, law enforcement, health care and social services. Additionally, a few of the members are consumer advocates whose children have various mental disabilities.

Housing for large families. Large families are often overlooked in housing policy, and affordable units with more than three bedrooms are very difficult to find in most areas. There are a number of market factors associated with this problem. The development of affordable housing units (even small ones) can require large subsidies. To keep unit costs affordable, developers often build smaller units in dense developments, which fail to serve the needs of large families.

One of IHCDA's goals has been to encourage the development of affordable housing for large families. In 2000, IHCDA created a separate subsidy category for larger units. Three or more bedroom units now have a maximum subsidy of \$50,000. IHCDA's intent of the larger unit subsidy is to provide additional support for development of these units that accommodate large families in need. IHCDA also assists large families through its First Home program, which provides below market interest rate loans and downpayment assistance to first time low- and moderate-income homebuyers.

Reduce lead-based paint hazards. Exposure to lead-based paint represents one of the most significant environmental threats from a housing perspective. It is estimated that about 67 percent of Indiana's housing stock, or 1.8 million housing units, were constructed before 1978 and as such may have some lead-based paint. About 567,000 units, or 21 percent of the housing stock, were built before 1940 and, as such, are likely to have lead-based paint as well.

Lead-based paint activities. During 2007, the State undertook a number of activities to educate recipients about the risks associated with lead-based paint.

Indiana's Weatherization Assistance Program (WAP) is a national leader in the area of assessing lead-based paint risks in client homes. The X-Ray Fluorescent (XRF) machine plays a substantial part in the efficient diagnosis of whether weatherization work will disturb lead-based paint within a home and how best to proceed with work to ensure client health and safety. Currently, 27 XRF machines are used by the 24 CAAs in conjunction with WAP and the OOR program to detect lead-based paint. These machines will be phased out by the manufacturer by December 31, 2009. In order to replace the obsolete

equipment, IHCDA will encumber \$127,035 in Low-Income Household Energy Assistance Program (LIHEAP) State Administrative funds to purchase nine new machines each year for the next three years, beginning in 2007.

IHCDA also contracts with Environmental Management to provide lead abatement through the State's Weatherization Program.

IHCDA sponsored the Improving Kids Environment's Lead Safe and Healthy Homes Conference on October 29 and 30, 2007 in Indianapolis. Approximately 200 people attended a variety of workshops on topics ranging from risk assessments to model codes, from lead and learning to weatherization protocol, and from lead rule updates to outreach in minority communities.

IHCDA also sits on the Elimination Plan Advisory Committee (EPAC) formed by the Indiana State Department of Health (ISDH). The committee was formed October 2003 and is charged with eliminating lead poisoning in children by 2010, as required by the Centers for Disease Control and Prevention (CDC). A plan to eliminate lead poisoning in children was submitted and approved by the CDC. The plan established measurable goals to be achieved by July 1, 2011 and 113 activities to be completed before July 1, 2007. With respect to housing, the goals to be achieved by July 1, 2011 include:

- Dwellings and child-occupied facilities that have poisoned a child will not poison another child. Ninety-five percent of these facilities will be made lead-safe;
- Ninety percent of rental units built before 1940 will be identified and tested for lead;
- Eighty percent of rental units built before 1940 and identified to have lead hazards will be made lead-safe;
- Sixty percent of housing units built before 1960 will be identified and tested for lead; and
- Eighty percent of housing units built before 1960 and identified with lead hazards will be made lead-safe.

The CDC looks favorable on the report and EPAC will continue to meet to oversee the implementation of the Lead Elimination Plan.

Facilitate PHA participation. The State has continued to communicate to Public Housing Authorities (PHAs) throughout the State about the opportunities to become involved in the Consolidated Planning process. PHAs received notices of all opportunities for public participation in the Consolidated Planning process. PHAs have assisted the State with determining housing and community development needs by distributing citizen surveys to clients and participating in regional forums.

The 2005 State Five-Year Consolidated Plan included housing market and demographic indicators for non-entitlement areas in the state, which were created to provide housing and demographic information to PHAs in non-entitlements areas. These indicators include information such as number of cost-burdened households, composition of housing units, supply of affordable units, and area demographics including information about special needs populations.

The 2005 Five-Year Consolidated Plan also included a survey of PHAs in non-entitlement areas in the State to better understand the demand for rental assistance.

Community Development Activities

The State's CDBG funds are used to support a variety of housing and community development activities. Exhibit III-23, shows 2007 allocations of CDBG funds to housing and community development activities. The programs are described below.

Community Focus Fund. Community Focus Fund (CFF) awards are allocated to assist Indiana communities with local infrastructure improvements; public facilities development; commercial rehabilitation and downtown revitalization projects; and related community development projects. Award applications are given points for the project's ability to serve low- and moderate-income persons and mitigate community distress, as well as the financial impact and local need for the project.

During 2007, the CFF funded the following improvements in Indiana's small cities and rural areas, as shown in the following exhibits.

Exhibit III-23.

Community Focus Fund Awards and Beneficiaries, FY2007

| | Grant Amount | Community Match | Number of Awards | Number of Beneficiaries |
|-----------------------------------|---------------------|---------------------|------------------|-------------------------|
| Health and Safety | \$2,670,847 | \$1,122,130 | 10 | 31,969 |
| Fire Station/EMS Station | \$1,925,847 | \$752,398 | 5 | 20,224 |
| Firefighting Vehicle | \$745,000 | \$369,732 | 5 | 11,745 |
| Infrastructure | \$15,495,594 | \$19,124,624 | 32 | 46,128 |
| Storm Drainage Project | \$2,874,740 | \$2,106,970 | 6 | 7,062 |
| Wastewater Improvements | \$7,288,715 | \$11,768,334 | 15 | 27,877 |
| Water System Improvements | \$5,332,139 | \$5,249,320 | 11 | 11,189 |
| Quality of Life | \$9,606,831 | \$4,267,385 | 21 | 82,066 |
| Community/Senior Centers | \$2,025,000 | \$704,232 | 4 | 4,608 |
| Downtown Revitalization | \$3,305,054 | \$1,137,279 | 7 | 60,429 |
| Library | \$2,354,350 | \$1,895,704 | 5 | 9,192 |
| Park Improvement | \$292,000 | \$106,000 | 1 | 2,586 |
| Special Needs Facility | \$1,130,427 | \$180,100 | 3 | 582 |
| Transportation Facility | \$500,000 | \$244,070 | 1 | 4,669 |
| Total Community Focus Fund | \$27,773,272 | \$24,514,139 | 63 | 160,163 |

Source: Indiana Office of Community and Rural Affairs.

**Exhibit III-24.
Community Focus Fund Awards by Location, FY2007**

| | Grant Amount | Community Match | Number of Beneficiaries | | Grant Amount | Community Match | Number of Beneficiaries |
|--------------------------|--------------------|--------------------|-------------------------|-----------------------------------|---------------------|---------------------|-------------------------|
| Health and Safety | \$2,670,847 | \$1,122,130 | 31,969 | Infrastructure | \$15,495,594 | \$19,124,624 | 46,128 |
| Carroll County | \$340,000 | \$68,000 | 3,038 | Advance, Town of | \$525,000 | \$515,000 | 468 |
| Francisco, Town of | \$150,000 | \$31,350 | 1,405 | Albion, Town of | \$500,000 | \$800,000 | 2,284 |
| Hudson, Town of | \$343,347 | \$78,003 | 634 | Allen County | \$500,000 | \$677,600 | 309 |
| Jay County | \$525,000 | \$100,000 | 8,884 | Bruceville, Town of | \$525,000 | \$1,507,000 | 469 |
| Martin County | \$150,000 | \$40,200 | 353 | Burnettsville, Town of | \$500,000 | \$340,000 | 357 |
| Mulberry, Town of | \$145,000 | \$71,000 | 2,368 | Camden, Town of | \$500,000 | \$250,000 | 584 |
| New Ross, Town of | \$150,000 | \$69,334 | 1,540 | Carbon, Town of | \$500,000 | \$396,470 | 334 |
| North Judson, Town of | \$367,500 | \$71,895 | 4,460 | Colfax, Town of | \$525,000 | \$150,000 | 582 |
| Petersburg, City of | \$150,000 | \$157,848 | 6,079 | Converse, Town of | \$500,000 | \$560,000 | 1,202 |
| Versailles, Town of | \$350,000 | \$434,500 | 3,208 | Cromwell, Town of | \$450,240 | \$120,500 | 465 |
| Quality of Life | \$9,606,831 | \$4,267,385 | 82,066 | Dillsboro, Town of | \$514,500 | \$360,000 | 1,436 |
| Akron, Town of | \$500,000 | \$399,000 | 1,135 | Elwood, City of | \$500,000 | \$580,500 | 9,737 |
| Bloomfield, Town of | \$500,000 | \$107,280 | 2,542 | English, Town of | \$427,350 | \$175,000 | 673 |
| Brownstown, Town of | \$292,000 | \$106,000 | 2,586 | Greentown, Town of | \$500,000 | \$786,000 | 2,216 |
| Butler, City of | \$525,000 | \$675,404 | 2,725 | Hope, Town of | \$410,000 | \$180,000 | 2,140 |
| Chrisney, Town of | \$469,350 | \$50,000 | 488 | Jamestown, Town of | \$342,014 | \$149,900 | 1,016 |
| Fairmount, Town of | \$335,000 | \$45,000 | 2,588 | Kewanna, Town of | \$490,245 | \$123,100 | 614 |
| Fayette County | \$500,000 | \$55,800 | 292 | Leesburg, Town of | \$500,000 | \$3,568,000 | 652 |
| Franklin, City of | \$525,000 | \$117,793 | 19,463 | Marengo, Town of | \$428,820 | \$123,200 | 829 |
| Goodland, Town of | \$500,000 | \$210,482 | 1,096 | Monroeville, Town of | \$500,000 | \$673,000 | 1,236 |
| Hamilton, Town of | \$368,402 | \$351,141 | 1,233 | Morocco, Town of | \$500,000 | \$547,000 | 1,175 |
| Harrison County | \$500,000 | \$244,070 | 4,669 | New Richmond, Town of | \$491,475 | \$55,000 | 388 |
| Jasper County | \$433,867 | \$103,500 | 165 | Oxford, Town of | \$500,000 | \$400,000 | 1,033 |
| Kentland, Town of | \$525,000 | \$800,000 | 2,008 | Parker City, Town of | \$430,000 | \$85,000 | 1,212 |
| Lacrosse, Town of | \$500,000 | \$325,300 | 1,383 | Petersburg, City of | \$478,800 | \$146,000 | 1,908 |
| Medaryville, Town of | \$196,560 | \$20,800 | 125 | Redkey, Town of | \$500,000 | \$1,501,000 | 1,241 |
| Odon, Town of | \$500,000 | \$86,800 | 1,212 | Scottsburg, City of | \$427,636 | \$99,034 | 4,992 |
| Palmyra, Town of | \$500,000 | \$149,875 | 101 | Washington County | \$479,514 | \$65,320 | 203 |
| Randolph County | \$525,000 | \$68,557 | 2,160 | West College Corner, Town of | \$525,000 | \$1,526,000 | 1,190 |
| Seymour, City of | \$386,652 | \$104,263 | 18,101 | West Terre Haute, Town of | \$500,000 | \$710,000 | 2,330 |
| Shelbyville, City of | \$500,000 | \$150,000 | 17,187 | Whitestown, Town of | \$500,000 | \$800,000 | 435 |
| Shoals, Town of | \$525,000 | \$96,320 | 807 | Winamac, Town of | \$525,000 | \$1,155,000 | 2,418 |
| | | | | Total Community Focus Fund | \$27,773,272 | \$24,514,139 | 160,163 |

Source: Indiana Office of Community and Rural Affairs.

Exhibit III-25, on the following page, shows the amount of CFF awards that were drawn during PY2007 by location. The funds were allocated from program years 1998, 2001, 2003, 2004, 2005, 2006 and 2007.

**Exhibit III-25
Community Focus Fund Awards Drawn During FY2007**

| Grantee | Drawn Amount | Grantee | Drawn Amount | Grantee | Drawn Amount |
|------------------------------|--------------|--|--------------|------------------------------|---------------------|
| Angola, City of | \$525,000 | Greene County | \$40,598 | Sandborn, Town of | \$386,891 |
| Avilla, Town of | \$442,916 | Hamlet, Town of | \$4,775 | Shelburn, Town of | \$487,500 |
| Brookston, Town of | \$500,000 | Harmony, Town of | \$7,500 | Somerville, Town of | \$4,131 |
| Bunker Hill, Town of | \$366,110 | Hartsville, Town of | \$458,995 | Spencer County | \$44,253 |
| Carroll County | \$434,140 | Holland, Town of | \$387,158 | Sullivan County | \$319,054 |
| Centerville, Town of | \$468,000 | Hymera, Town of | \$416,045 | Sullivan, City of | \$52,000 |
| Chalmers, Town of | \$477,168 | Jackson County | \$10,058 | Tell City, City of | \$499,594 |
| City of Angola | \$30,000 | Jeffersonville, City of | \$79,548 | Tipton County | \$65,033 |
| City of Greensburg | \$30,000 | Knox County | \$140,295 | Town of Akron | \$175,000 |
| City of Knox | \$44,635 | Linden, Town of | \$418,139 | Town of Ashley | \$160,755 |
| City of Loogootee | \$18,880 | Linton, City of | \$30,477 | Town of Birdseye | \$23,850 |
| City of Oakland City | \$30,000 | Lynnville, Town of | \$308,898 | Town of Carthage | \$10,000 |
| City of Petersburg | \$159,772 | Lyons, Town of | \$420,000 | Town of Edwardsport | \$94,918 |
| City of Princeton | \$248,065 | Marshall, Town of | \$264,586 | Town of Fairmount | \$243,654 |
| City of Rensselaer | \$328,612 | Mecca, Town of | \$120,200 | Town of Geneva | \$25,110 |
| City of Sullivan | \$350,385 | Milltown, Town of | \$500,000 | Town of Montgomery | \$30,225 |
| Clarks Hill—credit | (\$3,063) | Modoc, Town of | \$454,000 | Town of New Harmony | \$20,000 |
| Clay City, Town of | \$237,170 | Monrovia, Town of | \$435,245 | Town of Reynolds | \$23,613 |
| Clinton County | \$500,000 | Montezuma, Town of | \$418,816 | Town of Rosedale | \$221,238 |
| Clinton, City of | \$3,267 | Montpelier, City of | \$130,000 | Town of Staunton | \$500,000 |
| Connersville, City of—refund | (\$31,821) | Morgan County | \$172,428 | Town of Sunman | \$194,070 |
| Corydon, Town of | \$242,866 | New Point, Town of | \$288,451 | Town of Waynetown | \$227,565 |
| Culver, Town of | \$50,228 | Newburgh, Town of | \$329,548 | Upland, Town of | \$461,522 |
| Cynthiana, Town of | \$196,229 | Noble County | \$500,000 | Vincennes, City of | \$442,799 |
| Daviess County | \$314,486 | North Manchester, Town of | \$369,070 | Wabash, City of | \$119,902 |
| Daviess County | \$45,328 | Orange County | \$372,632 | Washington, City of | \$500,000 |
| Denver, Town of | \$399,122 | Osgood, Town of | \$480,318 | Wayne County | \$125,473 |
| Dublin, Town of | \$101,254 | Paoli, Town of | \$474,240 | West Lebanon, Town of—refund | (\$13,469) |
| Elkhart County | \$439,602 | Paragon, Town of | \$499,990 | Whitley County | \$251,662 |
| Fountain City | \$144,021 | Parker City, Town of | \$91,997 | Winamac, Town of | \$489,380 |
| Fulton County | \$183,856 | Pike County | \$150,000 | Windfall, Town of | \$500,000 |
| Garrett, City of | \$202,132 | Plymouth, City of | \$306,089 | Wolcott, Town of | \$470,774 |
| Goodland, Town of | \$236,990 | Rising Sun—refund applied to cf-06-225 | (\$175,000) | Wolcottville, Town of | \$500,000 |
| Grandview, Town of | \$264,684 | Rising Sun—refund applied to cf-06-226 | (\$25,000) | Total | \$24,516,626 |

Source: Indiana Office of Community and Rural Affairs.

Planning awards. In 2007, \$1.5 million of CDBG dollars were awarded to complete an estimated 40 planning awards and feasibility studies. Planning awards are available to divisions of local government to carry out project-specific planning activities that assist the community in meeting its community development needs. The types of planning awards to which funding was allocated ranged from water and sewer infrastructure improvement assessments to plans for special needs facilities to downtown revitalization studies to park development, as shown in Exhibit III-26.

**Exhibit III-26.
Planning Awards
and Beneficiaries,
FY2007**

Source:
Indiana Office of Community and Rural
Affairs.

| | Grant Amount | Community Match | Number of Awards | Number of Beneficiaries |
|------------------------------|--------------------|------------------|------------------|-------------------------|
| Health and Safety | \$92,126 | \$10,514 | 3 | 4,112 |
| Fire station plan | \$92,126 | \$10,514 | 3 | 4,112 |
| Infrastructure | \$473,300 | \$71,759 | 14 | 18,919 |
| Stormwater | \$60,000 | \$18,900 | 2 | 8,477 |
| Water | \$29,700 | \$3,300 | 1 | 800 |
| Wastewater | \$140,000 | \$14,855 | 5 | 2,680 |
| Wastewater/Stormwater | \$149,600 | \$18,244 | 4 | 3,875 |
| Water/Sewer | \$94,000 | \$16,460 | 2 | 3,087 |
| Quality of Life | \$974,515 | \$187,801 | 23 | 129,519 |
| Building Reuse | \$45,900 | \$5,100 | 1 | 246 |
| Community Center | \$82,500 | \$10,000 | 2 | 7,067 |
| Comprehensive Plan | \$444,615 | \$75,401 | 9 | 76,175 |
| Downtown Revitalization | \$200,000 | \$60,450 | 4 | 16,505 |
| Economic Development Plan | \$46,500 | \$8,500 | 1 | 11,698 |
| Master park plan | \$110,000 | \$23,350 | 5 | 14,909 |
| Youth Center | \$45,000 | \$5,000 | 1 | 2,919 |
| Total Planning Awards | \$1,539,941 | \$270,074 | 40 | 152,550 |

Fifty grantees of planning awards withdrew awards totaling over \$1.3 million in CDBG funds during PY2007. These funds were awarded during program years 1999 and 2001 through 2006.

**Exhibit III-27.
Planning Awards Drawn During FY2007**

| Grantee | Drawn Amount | Grantee | Drawn Amount | Grantee | Drawn Amount |
|------------------------|--------------|----------------------|--------------|--------------------------|--------------------|
| Amo, Town of | \$34,000 | Dale, Town of | \$30,000 | North Vernon, City of | \$29,244 |
| Attica, City of | \$49,500 | Farmland, Town of | \$18,288 | Ottervein, Town of | \$29,700 |
| Batesville, City of | \$48,385 | Fort Branch | \$20,000 | Rensselaer, City of | \$20,000 |
| Bedford, City of | \$17,000 | Fulton County | \$13,829 | Reynolds, Town of | \$24,988 |
| Beech Grove, City of | \$47,700 | Gas City, City of | \$40,000 | Scott County | \$11,960 |
| Berne, City of | \$50,000 | Gaston, Town of | \$11,952 | Spurgeon, Town of | \$40,000 |
| Birdseye, Town of | \$24,750 | Kempton, Town of | \$41,299 | Sulphur Springs, Town of | \$12,000 |
| Bloomfield, Town of | \$16,000 | Knox, City of | \$39,600 | Town of Bainbridge | \$19,800 |
| Cambridge City | \$11,362 | Lacrosse, Town of | \$10,400 | Town of Bethany | \$20,000 |
| Cannelton, City of | \$18,042 | Lakeville, Town of | \$40,000 | Town of Carlisle | \$12,000 |
| Chrisney, Town of | \$8,000 | Leavenworth, Town of | \$40,500 | Town of Clayton | \$18,000 |
| City of Angola | \$20,000 | Linden, Town of | \$12,000 | Town of Fremont | \$23,730 |
| City of Huntingburg | \$47,700 | Martin County | \$18,000 | Town of Geneva | \$16,740 |
| City of Monticello | \$12,000 | Mitchell, City of | \$48,564 | Town of Glenwood | \$30,000 |
| Clinton County | \$16,378 | Morgantown, Town of | \$37,500 | Town of Owensville | \$29,160 |
| Columbia City, City of | \$21,870 | New Harmony, Town of | \$30,000 | Town of South Whitley | \$29,700 |
| Converse, Town of | \$11,952 | Newton County | \$41,487 | Total | \$1,315,079 |

Source: Indiana Office of Community and Rural Affairs.

Technical assistance. Indiana annually sets aside 1 percent of its CDBG allocation for technical assistance activities. The Technical Assistance program is designed to provide (through direct OCRA staff resources or by contract) training and technical assistance to divisions of local government, nonprofit and for-profit entities relative to community and economic development initiatives, activities and associated project management requirements. In PY2007, \$42,030 of CDBG funding was awarded to Ball State University to coordinate and deliver two CDBG Grant Accreditation courses, one in the Fall of 2007 and one in the Spring of 2008, as shown in the following exhibit.

**Exhibit III-28.
Technical Assistance Awards and Amounts Drawn Down, FY2007**

| Grantee | Year of Award | Project | 2007 Award Amount | Amount Drawn in 2007 |
|-----------------------------------|---------------|--|-------------------|----------------------|
| Ball State University | Fall 2007 | Grant Administrator Certification Course | \$21,095 | \$ - |
| Ball State University | Spring 2008 | Grant Administrator Certification Course | \$20,935 | \$ - |
| Ball State University | 2006 | Grant Administrator Certification Course | \$ - | \$15,195 |
| Total Technical Assistance | | | \$42,030 | \$15,195 |

Source: Indiana Office of Community and Rural Affairs.

Economic development activities. CDBG funds were used to support a number of economic development activities during PY2007, including construction of infrastructure in support of economic development projects; made available affordable loans, training and technical assistance geared toward creating or expanding businesses; supplemental savings accounts (used for education and housing downpayments); and neighborhood revitalization activities.

In addition, IDOC (now overseen by OCRA) created two new programs in 2000 that were implemented in 2001 and continued through 2006: a Brownfield's initiative and a basic skills training program.

Brownfields. During PY2007, no new funds were awarded to Brownfields projects.

In 2006, there was one Brownfields award that was used for environmental clean up of a 10-acre economic development site in the Town of Corydon, Indiana (in Harrison County). Approximately \$500,000 was allocated to the Brownfield's activity during PY2006. During PY2007, \$485,599 was drawn by the Town of Corydon.

During PY2005, there was one Brownfield's award that was used for environmental clean-up of a 10-acre economic development site in Scottsburg, Indiana (in Scott County). Approximately \$300,000 was allocated to the Brownfield's activity during PY2005. This award had a community match of \$230,000 and was anticipated to benefit 6,000 residents. Approximately \$143,000 of the award was drawn down during PY2006 and the remaining \$157,000 was drawn during PY2007.

Community Economic Development Fund. The Community Economic Development Fund (CEDF) provides funding for economic development activities and is administered by OCRA. The goal and emphasis of such funding is the creation of employment opportunities for low- and moderate-income persons. To date, the OCRA has used the CEDF funding to provide infrastructure improvements to new and expanding industries that are creating new employment opportunities for low- and moderate-income persons statewide. Eligible activities include:

- Construction of infrastructure (public and private) in support of economic development projects;
- Loans or awards for the purchase of manufacturing equipment, real property or structures, rehabilitation of facilities, purchase and installation of pollution control equipment, mitigation of environmental problems via capital asset purchases; and
- Awards to applicants for job-training costs for low- and moderate-income persons as a limited clientele activity.

Projects are evaluated on the following criteria:

- Importance of the project to Indiana’s economic development goals;
- Number and quality of new jobs to be created;
- Economic needs of the affected community;
- Economic feasibility of the project and the financial need of the affected firm, and the availability of private resources; and
- The level of private sector investment in the project.

In 2007, Indiana awarded two CEDF awards totaling \$950,000, as shown in the following exhibit.

**Exhibit III-29.
Community Economic Development Fund, FY2007**

| Grantee | Award Year | Project | 2007 Award Amount | Community Match | Amount Drawn in 2007 | Jobs | | |
|--------------------|------------|---------|-------------------|--------------------|----------------------|------------|-------------|-----------|
| | | | | | | Goal | Total Creat | LMI |
| Starke County | 2007 | CEDF | \$500,000 | \$1,669,000 | - | 100 | 0 | 0 |
| Princeton, City of | 2007 | CEDF | \$450,000 | - | \$27,000 | 90 | 0 | 0 |
| Austin, Town of | 2006 | CEDF | - | - | - | 25 | 0 | 0 |
| Knox, City of | 2006 | CEDF | - | - | \$25,986 | 100 | 77 | 34 |
| Total CEDF | | | \$950,000 | \$1,669,000 | \$52,986 | 315 | 77 | 34 |

Source: Indiana Office of Community and Rural Affairs.

City of Princeton CEDF Grant (ID-07-001). A grant for \$450,000 was made to the City of Princeton on behalf of Toyota Boshoku, Inc. The project will assist with the construction of a regional lift station and an associated gravity sewer which will allow the company to build a facility in Indiana to create 100 new jobs. Those jobs encompass 90 manufacturing “team members.” There have been no jobs created to date. Approximately \$27,000 of the award was drawn during PY2007.

Starke County CEDF Grant (ID-06-002). A grant for \$500,000 was made to Starke County on behalf of Sysco, Inc. The project was to assist with the installation of a rail spur and roadway improvements which will allow the company to construct a new manufacturing facility in Indiana and create 100 new jobs. Those jobs encompass 80 semi-skilled manufacturing jobs and 20 administrative jobs. There have been no jobs created to date.

City of Knox Community Economic Development Fund (CEDF) Grant (ID-06-001). A grant for \$491,000 was made to the City of Knox on behalf of Toll Brothers, Inc. The project assisted with the installation of water system and roadway improvements which will allow the company to construct a new manufacturing facility in Indiana and create 100 new jobs. Those jobs encompass 70 production workers, 10 clerks, 8 crew leaders, 5 department supervisors, 3 department managers, 1 production manager, 1 admin assistant, 1 facilities manager and 1 plant manager. There have been 77 jobs created to date, 34 being held by LMI persons. An estimated \$26,000 of the award was drawn during PY2007.

Town of Austin CEDF Grant. In PY2006, a CEDF award for \$125,000 was made to the Town of Austin on behalf of Pepsi Cola General Bottlers, Inc. The goal of the project is to assist with the construction of a 500,000 gallon elevated water storage tank which will allow the company to expand its production capabilities to create 25 new jobs. Those jobs will encompass 8 Transport Drivers, 8 Machine Operators, 1 Checker, 2 Supervisors, 5 Fork Lift Operators and 1 Scheduling Clerk. No jobs have been created as of the end of the program year.

Micro-Enterprise Assistance Program. The goal of MAP is to encourage rural communities to focus on long-term community development. Eligible projects will be designed to assist micro-enterprise businesses owned by low-to-moderate income persons and/or micro-enterprise businesses that will create jobs for low-to moderate-income persons. During the PY2007, there were five allocations made to job training programs.

**Exhibit III-30.
Micro-Enterprise
Assistance
Program,
FY2007**

Source:
Indiana Office of Community
and Rural Affairs.

| Grantee | Award Year | Project | 2007 Award Amount | Amount Drawn in 2007 | Jobs | | |
|-----------------------|------------|---------|-------------------|----------------------|-----------|---------------|----------|
| | | | | | Goal | Total Created | LMI |
| Seymour, City of | 2007 | MAP | \$75,000 | - | 10 | 0 | 0 |
| Greensburg, City of | 2007 | MAP | \$75,000 | - | 10 | 0 | 0 |
| Grant County | 2007 | MAP | \$75,000 | - | 10 | 0 | 0 |
| Batesville, City of | 2007 | MAP | \$50,000 | - | 10 | 0 | 0 |
| North Vernon, City of | 2007 | MAP | \$75,000 | - | 10 | 0 | 0 |
| Total MAP | | | \$350,000 | \$0 | 50 | 0 | 0 |

City of Greensburg Micro-enterprise Assistance Program (MAP) Grant (MAP-07-001). Grant for \$75,000 made to the City of Greensburg to promote micro-enterprise as an economic development tool that will target low-income citizens who need access to business training and credit. Project will make available affordable loans, training and technical assistance geared toward creating or expanding businesses of 5 or fewer employees. The grantee intends to create 10 jobs. No jobs have been created to date.

City of Seymour MAP Grant (MAP-07-002). Grant for \$75,000 made to the City of Seymour to promote micro-enterprise as an economic development tool that will target low-income citizens who need access to business training and credit. Project will make available affordable loans, training and technical assistance geared toward creating or expanding businesses of 5 or fewer employees. The grantee intends to create at least 10 jobs. No jobs have been created to date.

Grant County MAP Grant (MAP-07-003). Grant for \$75,000 made to Grant County to promote micro-enterprise as an economic development tool that will target low-income citizens who need access to business training and credit. Project will make available affordable loans, training and technical assistance geared toward creating or expanding businesses of 5 or fewer employees. The grantee intends to create at least 10 jobs. No jobs have been created to date.

City of Batesville MAP Grant (MAP-07-004). Grant for \$50,000 made to the City of Batesville to promote micro-enterprise as an economic development tool that will target low-income citizens who need access to business training and credit. Project will make available affordable loans, training and technical assistance geared toward creating or expanding businesses of 5 or fewer employees. The grantee intends to create at least 10 jobs. No jobs have been created to date.

City of North Vernon MAP Grant (MAP-07-002). Grant for \$75,000 made to the City of North Vernon to promote micro-enterprise as an economic development tool that will target low-income citizens who need access to business training and credit. Project will make available affordable loans, training and technical assistance geared toward creating or expanding businesses of 5 or fewer employees. The grantee intends to create at least 10 jobs. No jobs have been created to date.

Individual Development Accounts. In 1997, the State enacted legislation that provided State funding for Individual Development Accounts (IDAs) for eligible low-income recipients. IDAs are matched savings accounts designed to help lower income Indiana residents build wealth through investing in homeownership, educational attainment, or business development.

A total of 4,181 IDAs have been opened since the program's inception. The average IDA participant is a 20 something, single mother working full-time in a service sector job that only requires a high school education. Forty-five percent of asset purchases are for education or vocational training, the remaining purchases are split fairly evenly between investing in homeownership and capitalizing a business. The distribution of IDAs across the state equates to approximately 500 accounts in northern Indiana and approximately 400 accounts in both central and southern Indiana.

The exhibit below shows the number of accounts and the amount of participant savings by year since program inception. The increase in average participant savings from PY2006 to PY2007 is the direct result of the increase in the annual match cap authorized by the State Legislature in HB1075.

**Exhibit III-31.
Individual Development
Accounts, FY1997 to
FY2007**

Source:
Indiana Housing and Community
Development Authority.

| Year | Total Savings | Number of Accounts | Average Savings |
|--------------|--------------------|--------------------|-----------------|
| 1997-1998 | \$65,926 | 351 | \$188 |
| 1998-1999 | \$125,406 | 509 | \$246 |
| 1999-2000 | \$234,983 | 978 | \$240 |
| 2000-2001 | \$262,886 | 997 | \$264 |
| 2001-2002 | \$166,495 | 606 | \$275 |
| 2002-2003 | \$242,958 | 902 | \$269 |
| 2003-2004 | \$261,386 | 1,049 | \$249 |
| 2004-2005 | \$270,543 | 1,006 | \$269 |
| 2005-2006 | \$274,080 | 973 | \$282 |
| 2006-2007 | \$349,176 | 1,198 | \$289 |
| 2007-2008 | <u>\$456,791</u> | <u>1,128</u> | <u>\$405</u> |
| Total | \$2,710,630 | 9,697 | \$280 |

HB1075 also introduced a "fast track" component to Indiana's IDA Program, allowing more avid savers to reach the program match cap of \$4,800 within two years rather than the traditional four. Nearly 10 percent of the IDA accountholders chose the fast track option in 2007.

Neighborhood revitalization. In addition to the neighborhood and downtown revitalization activities (both actual revitalization projects and planning projects), the State utilizes its Neighborhood Assistance Program (NAP) income tax-credit resources to fund various neighborhood revitalization and housing activities. This is a statewide program that was administered by IDOC (now OCRA) from 1984 to 2004; in 2004 the program was then moved to IHCDA. The NAP awards state income tax credits to various eligible community-based nonprofits for projects that benefit low- and moderate-income households.

The NAP provides \$2.5 million in state income tax credits to support a variety of neighborhood revitalization and community development activities conducted by eligible community-based organizations. Tax credits are awarded by IHCDA to eligible community-based organizations. These organizations use the credits to attract contributions from individuals or corporations. Donors receive a 50 percent credit on the total amount contributed, not to exceed \$25,000. Thus, the \$2.5 million allocation of credits leverages \$5 million in donations to support neighborhood programs. This statewide program is administered by IHCDA.

Over the past 12 months, IHCDA made administrative changes to the program: 1) to better align tax credit awards with the eligible statutory activities; 2) to encourage new organizations to apply; and 3) to streamline the application process. In June of 2007, IHCDA awarded tax credits to 172 organizations that in turn leveraged \$5 million for neighborhood-based programs. The following exhibit shows a distribution of credits by activity.

**Exhibit III-32.
Neighborhood Assistance
Program, June 2007**

Source:
Indiana Housing and Community
Development Authority.

| Activity | Number of Applications Funded | NAP Tax Credit Amount |
|---|-------------------------------------|--------------------------|
| Affordable Housing | 30 | \$469,000 |
| Child Care Services | 15 | \$221,089 |
| Counseling | 27 | \$391,697 |
| Community Revitalization | 1 | \$10,000 |
| Educational Assistance | 18 | \$207,972 |
| Emergency Food Assistance | 14 | \$219,769 |
| Emergency Shelter | 17 | \$302,688 |
| Foreclosure Prevention/ Homeownership Counseling | 3 | \$64,500 |
| Job Training | 4 | \$70,815 |
| Medical Care Services | 24 | \$326,167 |
| Recreational Facility | 12 | \$167,565 |
| Transportation Services | 7 | \$48,738 |
| Total | 172 | \$2,500,000 |

Improving Neighborhoods Through Revitalization (INTR). Improving Neighborhoods Through Revitalization is a two-phase pilot program designed by IHCDA to make resources available for neighborhood planning as well as the redevelopment of vacant lots in blighted communities. From 2003 to 2004, 11 communities developed comprehensive neighborhood redevelopment plans. In 2005, IHCDA awarded \$6 million in loan funds to 8 of these communities to construct single family in-fill housing.

As a pilot program, IHCDA recognizes it has been flexible with regards to the INTR program and its requirements. A few communities have requested to go outside of the initial program restrictions to best fit their capability and needs. Initially intended for only new construction in-fill units, IHCDA has approved other housing and community economic development activities that were outlined in the community's redevelopment plan. Despite these adjustments, 2 awards have been deobligated. The remaining 6 communities have drawn \$1.1 million collectively to develop 16 units of affordable housing.

Housing activities. Since 1991, OCRA (previously IDOC) has contracted with IHCDA to administer CDBG funds allocated to housing activities. The program has been funded up to \$5 million annually from the State's CDBG allocation. During PY2007, \$4.3 million of CDBG funds were allocated to housing activities. Activities administered by IHCDA are discussed throughout the CAPER and include the following:

- Rehabilitation of owner-occupied units and rental housing for low- and moderate-income persons;
- Rehabilitation or new construction of emergency shelters and farm worker housing; and
- Planning activities, such as housing needs assessments and site-specific feasibility studies.

During FY2007, 83 percent of the CDBG housing program funds were allocated to owner-occupied and homebuyer rehabilitation; 9 percent was allocated to new construction of an emergency shelter; and 8 percent was used to fund new construction of housing for farm workers.

National objectives. Programs funded with CDBG dollars must meet one of the following national objectives:

- Benefit low- and moderate-income persons;
- Prevent or eliminate slums or blight; and
- Meet other community development needs having a particular urgency because existing conditions pose a serious or immediate threat to the health or welfare of the communities and other financial resources are not available to meet such needs.

As documented below, the State did not have any failures in fulfilling these national objectives during PY2007. The State's Consolidated Plan certifies that no less than 70 percent of the aggregate funding for those years will accrue to the benefit of low- and moderate-income persons in keeping with Section 104(b) of the 1992 Housing and Community Development Act (IHCDA).

Community development programs. This report demonstrates that Indiana's programs are directed principally toward benefiting low- and moderate-income persons. By definition, direct beneficiaries must make application for assistance to divisions of local government and must be income-eligible in order to participate in award programs such as housing rehabilitation. Such beneficiaries should be low- and moderate-income households 100 percent of the time

For projects which propose an area of indirect benefit, such as certain public facilities projects, indirect beneficiaries were determined at the time of funding and were required to meet the 51 percent low- and moderate-income threshold in order to be considered for funding. Under the CFF Program, projects with beneficiaries exceeding the 51 percent threshold are given a competitive advantage in the scoring process (i.e., the higher the low- and moderate-income percentage, the higher the score). Benefit percentages are verified using HUD Census data or by local certified income surveys which meet HUD-promulgated standards. Emphasis upon exceeding the 51 percent threshold in order to gain a competitive advantage in the project rating/scoring process has resulted in the State substantially exceeding a ratio of 51 percent benefit to low- and moderate-income persons.

Indiana's award programs that focus on economic development and job creation/retention also require compliance with the 51 percent benefit threshold to low- and moderate-income persons. The State's applicable programs require that a minimum of 51 percent of the jobs to be created or retained be held/made available to persons of low- and moderate-income. The income characteristics of those persons actually hired, or those who will be retained, must be verified individually (and documented) or be maintained by an agency certified under the federal Workforce Improvement Act (WIA). In the application process, projects that propose to create or retain jobs must describe the process for determining the actual number of jobs taken by, or made available to, persons of low- and moderate-income. The State also requires a binding job creation agreement between the recipient (division of local government) and the industry to be assisted, which stipulates that a minimum of 51 percent of the jobs to be created and retained will be held by or made available to, persons of low- and moderate-income.

Staff project monitors of the OCRA's Grant Support division require documented substantiation of such job creation or retention by local recipients to preclude a disallowance of award expenditures. The Grant Support division also requires semi-annual reports on all awards that include reporting attainment levels respective to beneficiaries of project funding.

Housing programs. IHCDA requires set-up reports and closeout reports from CDBG recipients to document attainment levels respective to beneficiaries of project funding. In PY2007, 98 percent of the State's CDBG housing program beneficiaries were persons of low- and moderate-income. Therefore, the CDBG housing program administered by IHCDA is in full compliance with the State of Indiana certification that no less than 60 percent of the aggregate funding for fiscal years 1988, 1989 and 1990 will accrue to the benefit of low- and moderate-income persons, and no less than 70 percent of CDBG expenditures for awards made since November 1990 will benefit persons of low- and moderate-income.

Actions taken to avoid displacement. As a general policy, IHCDA requires all recipients to take all reasonable steps to minimize displacement as a result of CDBG or HOME assisted housing programs. IHCDA encourages applicants to:

- During development feasibility, consider whether or not displacement will occur;
- Ensure, whenever possible, that residential occupants of buildings to be rehabilitated are offered an opportunity to return;
- Plan rehabilitation projects to include "staging" if it would minimize displacement; and
- Follow notification and advisory service procedures carefully to ensure that families do not leave because they are not informed about plans for the project or their rights.

IHCDA discusses URA and Section 104(d) requirements during group start-up training sessions for all new recipients and during one-on-one technical assistance sessions. IHCDA compliance staff monitors recipient documentation of URA compliance during on-site interim and final monitorings.

OCRA requires all applications to provide a Displacement Plan and a Displacement Assessment. Applicants must provide a site control page as part of their application. This plan identifies all parcels that will be acquired as part of the project. If the project is funded, a Financing, Environmental Review, Engineering, Permits and Site Control (FEEPS) meeting is conducted with the grant administrator and detailed information regarding these parcels are reviewed. The applicant must also receive the approval of the OCRA Acquisition/Relocation Officer prior to release of funds.

Informational notices, appraisals, etc. are required to be completed prior to funding and are reviewed at the FEEPS meeting. If any procedures are not followed or documents are not provided, the grantee is in jeopardy of losing the grant.

During PY2007, there were no projects funded by OCRA and IHCDA where people had to be relocated.

Program Income

Office of Community and Rural Affairs (OCRA) can approve projects that use locally retained CDBG program income generated by recaptured funds from OCRA's former CDBG-funded Investment Incentive Program (IIP). The Grant Support Division has developed a separate contractual and financial tracking system for these local projects which use/expend CDBG program income. A number of these projects use CDBG program income to provide matching funds for approved Community Focus Fund or Industrial Development Infrastructure Program projects awarded by OCRA in lieu of local governmental revenues and/or private funding. OCRA has a policy of requiring local matching funds (private and/or local governmental revenues) for its CDBG-funded projects, although such is not required by the Housing and Community Development Act, as amended (except the 2 percent for CDBG state administrative costs). OCRA has expended considerable time and personnel resources toward developing and implementing management systems, which can control, track and report use of such locally retained CDBG program income. OCRA believes that the present system meets the intent of HUD requirements and, having allocated approximately \$20.7 million of program income to approved projects to date, OCRA believes they will eventually fully expend all locally-retained program income (except for a few OCRA-approved locally-administered revolving loan funds capitalized with local program income) on projects which meet Title I as well as national objectives of the Housing and Community Development Act, as amended.

OCRA reported program income received from July 1, 2007 through June 30, 2008 by the following projects:

- **Batesville** received \$205.43 in interest from a Program Income Economic Development loan.
- **Jasper** received interest payments of \$11,414.80 on an Economic Development Revolving Loan Fund.
- **Madison County** received principal and interest payments of \$15,957 from an Economic Development Revolving Loan Fund.
- **Marion** received principal and interest payments of \$38,836.56 from an Economic Development Revolving Loan Fund.
- **Munster** received \$5,084.37 interest payments from an Economic Development Revolving Loan Fund.
- **Union City** received \$867.05 interest from an Economic Development Revolving Loan Fund.
- **Washington** received \$112.83 interest from an Economic Development Revolving Loan Fund.
- **Williamsport** received \$716.90 interest from an Economic Development Revolving Loan Fund.

Administrative Funds and Prior Period Adjustments

During the 2007 grant year, CDBG administrative funds were primarily taken from administrative funds awarded in the 2005 and 2006 grant year, which equaled \$704,858. OCRA has not yet drawn the \$735,818 administrative funds from the 2007 grant year. IHCDA allocated approximately \$680,700 of HOME funds to IHCDA administration and as of September 9, 2008 IHCDA had drawn \$236,698 of the HOME funds.

The IDIS report “C04PR26, CDBG Financial Summary” is attached to this section.

Prior Period Adjustments. A few grants from previous years have been adjusted and are shown in the following exhibit. All amounts have been reimbursed in full; no payments are to be made with multi-year payments.

Exhibit III-33. CDBG Prior Period Adjustments during FY2007

Note:
All amounts have been reimbursed in full, no payments are to be made with multi-year payments.

Source:
Indiana Office of Community
and Rural Affairs.

| Grantee | Grant Number | IDIS # | Original Grant Year | Grant Amount | Issue Date |
|--------------|--------------|--------|---------------------|------------------|------------|
| Rising Sun | CF-98-202 | 5443 | 1998 | \$200,000 | 05/13/2008 |
| Clarks Hill | CF-03-232 | 17382 | 2003 | \$3,063 | 04/09/2008 |
| West Lebanon | CF-04-214 | 19794 | 2004 | \$13,469 | 07/24/2007 |
| Morgantown | PL-04-047 | 22690 | 2004 | \$2,500 | 01/30/2008 |
| Connersville | CF-05-215 | 21326 | 2005 | \$1,821 | 12/20/2007 |
| Total | | | | \$220,853 | |

Fair Housing Activities

In conjunction with the 2005-2009 State Consolidated Plan, the State conducted a new Analysis of Impediments to Fair Housing Choice (AI) and is developing a Fair Housing Action Plan. In addition to the new AI, an annual update was completed in 2008.

The matrix on the following page summarizes the State’s Fair Housing Action Plan and reports the activities that were accomplished in 2006 and 2007 to minimize impediments.

**Exhibit III-34.
Fair Housing Action Plan Matrix**

| Task Description | Impediments Addressed | Activities | Goals | | | | Accomplishments | | | |
|--|---|---|-------|-------|-------|-------|-----------------|------|------|------|
| | | | 2006 | 2007 | 2008 | 2009 | 2006 | 2007 | 2008 | 2009 |
| 1. Fair housing outreach and education. | ▪ Discrimination faced by Indiana residents. Lack of awareness. | ▪ Grantees will be required to: | | | | | | | | |
| | | 1) Have an up-to-date affirmative marketing plan; | X | X | X | X | X | X | | |
| | | 2) Display a fair housing poster; | X | X | X | X | X | X | | |
| | | 3) Include the fair housing logo on all print materials. | X | X | X | X | X | X | | |
| 2. Fair housing compliance and monitoring. | ▪ Discrimination faced by Indiana residents. | ▪ Monitor HUD funds for compliance (grantees). | 40-50 | 40-50 | 40-50 | 40-50 | 45 | 35 | | |
| | | ▪ IHCDCA will refer compliance issues to HUD (as needed). | X | X | X | X | 0 | 0 | | |
| 3. Fair housing training. | ▪ Discrimination faced by Indiana residents. Lack of awareness. | ▪ CDBG grant administrators will be trained in fair housing. | X | X | X | X | X | | | |
| | | ▪ New IHCDCA grantees will receive fair housing training. | X | X | X | X | X | | | |
| 4. Increase accessible housing. | ▪ Lack of affordable housing for special needs populations. | ▪ Fund renovations to special needs housing (shelters). | X | X | | | 5 | NA | | |
| | | ▪ IHCDCA will serve on the Indianapolis Partnership for Accessible Shelters | X | X | X | X | X | X | | |
| 5. Fair housing testing. | ▪ Discrimination faced by Indiana residents. Lack of quality, affordable housing. | ▪ Work with ICRC to test IHCDCA funded rental properties (properties). | 4 | 4 | 4 | 4 | 0 | 0 | | |
| 6. ADA inspections. | ▪ Lack of affordable housing for special needs populations. | ▪ Inspect IHCDCA funded properties for ADA compliance (properties). | 100 | 100 | 100 | 100 | 85 | 85 | | |
| 7. Public outreach and education. | ▪ Lack of awareness of fair housing. | ▪ Expanding fair housing information on IHCDCA website. | | | | | | | | |
| | | 1) Post ICRC information/complaint filing links; | X | X | X | X | X | X | | |
| | | 2) Promote fair housing month (April) and residents fair housing rights. | | X | X | X | | X | | |
| 8. Reduce predatory lending and education. | ▪ Predatory lending and foreclosures. | ▪ Provide foreclosure prevention and predatory lending education (trainings). | 2-5 | 2-5 | 2-5 | 2-5 | 3 | 4 | | |
| | | ▪ Strengthen legislation to prevent predatory activities. | X | X | | | X | X | | |
| | | ▪ IHCDCA will oversee the Indiana Foreclosure Prevention Network. | | X | X | X | | X | | |
| 9. Prevent discrimination. | ▪ Discrimination faced by Indiana residents. Lack of quality, affordable housing. | ▪ Receive reports of complaints filed against property owners funded by IHCDCA. | | X | X | X | | X | | |

Source: Indiana Housing and Community Development Authority.

Program year 2007 fair housing accomplishments. During PY2007, the State of Indiana completed the following actions to affirmatively further fair housing:

- IHDA staff monitored 35 grantees for compliance with CDBG, HOME, ESG and HOPWA requirements as well as other Fair Housing standards (e.g., marketing materials, lease agreements, etc.). As necessary, IHDA referred compliance issues to HUD or the appropriate investigative agency to ensure action is taken on all fair housing complaints about federally-funded projects.
- OCRA requires all CDBG projects to be submitted by an accredited grant administrator. Civil rights training, including fair housing compliance, was required during PY2007 and will continue to be a required part of the accreditation process.
- IHDA continued to incorporate fair housing requirements in its grant implementation training for CSBG, HOME, ESG, and HOPWA grantees. During PY2007, IHDA provided comprehensive grant implementation training for nascent grantees as well as customized one-on-one trainings for more seasoned developers.
- During PY2007, IHDA served on the Indianapolis Partnership for Accessible Shelters. Information from that task force was disseminated to shelters regarding Fair Housing and property accessibility issues.
- During program years 2006-2009, IHDA will work with ICRC to have testers sent to IHDA-funded rental properties to ensure they are in compliance with the Fair Housing Act. Given the transition in department staff, this objective was not achieved during PY2007. IHDA expects ICRC will test its rental properties by the end of the current program year (2008).
- During PY2007, IHDA completed 85 physical inspections to ensure that the properties it has funded are compliant with uniform federal accessibility standards. These inspections also included fair housing compliance.
- IHDA continues to play an active role in the Mortgage Fraud and Prevention Task Force (MFPTF) to identify strategies to help consumers avoid predatory lending and foreclosure. The work of the Indiana Foreclosure Prevention Network has been integrated into the MFPTF. Another integral part of the network is identifying fraudulent and predatory loans that are then disclosed to the Attorney General's office.
- During program years 2006-2009, IHDA will receive regular reports from ICRC regarding complaints filed against IHDA properties and within 60 days ensure an action plan is devised to remedy future issues or violations. Given the transition of department staff, this objective was not achieved during PY2007. IHDA expects to have a systematic reporting process in place by the end of the current program year (2008).

Fair housing ordinance requirements. OCRA requires that before a division of local government may receive federal CDBG-funding, a local fair housing ordinance must be formally adopted.

It is IHCDA policy that during the timeframe of each CDBG and HOME housing award to local divisions of government, the recipient must complete an action to affirmatively further fair housing. Each recipient is given a copy of the most recent HUD-approved sample of the fair housing ordinance. IHCDA staff encourages recipients to adopt a fair housing ordinance if there is not one in place, or update the existing ordinance if it has been in place for some time. IHCDA does not, however, mandate the specific fair housing action that the recipients must take.

As part of their semi-annual reports, CDBG and HOME local divisions of government are required to update IHCDA regarding the actions that will be taken during the timeframe of the CDBG or HOME award to affirmatively further fair housing. IHCDA compliance staff track the completion of the fair housing activity as part of the interim and/or final award monitoring conducted for each award. IHCDA does not process award closeout paperwork until the recipient demonstrates that it has completed an action to affirmatively further fair housing.

For those repeat recipients that have a current fair housing ordinance in place, IHCDA staff often encourage educational initiatives to the community as a whole as the action to affirmatively further fair housing. Some recipients choose to distribute brochures, which explain fair housing to their citizens, while others hold fair housing educational sessions for citizens, landlords and/or realtors. IHCDA staff often refer recipients to the Indiana Civil Rights Commission (ICRC) when they are working to develop or carry out an educational initiative.

Beginning in July 1993, field monitors from IDOC (now OCRA) and IHFA (now IHCDA) began issuing findings of program deficiency to recipients receiving CDBG funds that could not provide documentation relating to development of a program to further fair housing within their communities. One method of documentation that the State recognizes as compliance with fair housing statutes is the adoption and enforcement of a fair housing ordinance at the local level. Currently, Indiana has received a total of 416 ordinances and/or resolutions. Of these, 277 have been adopted by towns, 72 have been adopted by cities, and 67 have been adopted by counties.

Fair housing complaints. OCRA and IHCDA immediately respond to all local fair housing complaints received and refer all complaints to the ICRC for investigation.

Fair housing education. Each year, IHCDA coordinates a statewide affordable housing conference that is attended by a broad spectrum of participants in the housing industry, including developers, contractors, lenders, nonprofit agencies and divisions of local government. The 2007 conference was held September 19-21, 2007.

Other fair housing activities. The State was also involved in a number of additional activities to affirmatively further fair housing, including the following:

- IHCD continues to require all CDBG and HOME recipients to provide an IHCD fair housing educational brochure to each beneficiary of CDBG and HOME assistance throughout the project affordability period. IHCD also requires all award recipients and subrecipients to display the fair housing poster. Additionally, all CDBG and HOME-funded rental developments should display the fair housing poster in any common area of the development.
- IHCD provides the First Home brochure in Spanish.
- IHCD continues to market the Authority's programs during such events as the Indiana Black Expo, local homebuyer fairs, Indiana Association of Cities and Towns of Indiana counties, SIRD Fall Symposium, Fair Housing Conference, and various other events held throughout the state.

Activities in Support of Affordable Housing and Community Development

Fill gaps in institutional structure. The 2005 Five-Year Consolidated Plan discusses the institutions in the State that deliver housing and community development services to citizens. Despite the strengths and effectiveness of these many organizations, and due to funding and labor constraints, gaps still exist in this institutional structure. One of the top-level goals of the FY2005 Five-Year Action Plan is to expand and preserve affordable housing opportunities throughout the housing continuum. This goal addresses needs expressed in the forums as well as public comment for continued support (financially and technically) of the State's housing and community development organizations. This section discusses how the State worked to enhance local capacity during the 2007 program year.

Affordable housing database. IHCD has partnered with the Indian Coalition on Housing and Homeless Issues (ICHHI) to present an affordable housing website—IndianaHousingNow.org. This is a free website that offers a searchable, online database of rental units located across Indiana.

Capacity building/training and technical assistance. OCRA annually sets aside 1 percent of its CDBG allocation for technical assistance activities. The CDBG Technical Assistance program is designed to provide, through direct OCRA staff resources or by contract, training and technical assistance to divisions of local government, nonprofit and for-profit entities relative to community and economic development initiatives, activities and associated project management requirements. In PY2007, \$42,030 of CDBG funding was awarded to Ball State University to coordinate and deliver two CDBG Grant Accreditation courses—one in the Fall of 2007 and one in the Spring of 2008.

The purpose of the CHDO Works program is to strengthen state-certified Community Housing Development Organizations (CHDOs) so they can undertake new housing activities that are eligible to receive HOME Program funds under the CHDO set-aside. This program is designed to:

1. Provide reasonable supplemental operating funds to a CHDO with the purpose of expanding its ability to produce housing units. It is not intended to serve as the primary source of funding for the organization. The CHDO should demonstrate the ability to leverage other sources of funds for future operations and to grow into self-sufficiency.

2. Increase the organizational capacity of the recipient so that they can develop a HOME CHDO-eligible activity—transitional housing, permanent supportive housing, rental housing, and homebuyers—within 24 months of receiving the award.
3. Minimize duplication of effort of CHDOs throughout the state.
4. Be flexible enough to respond to changing housing needs throughout the State of Indiana.

Since PY2006, predevelopment and seed money loans have been incorporated into the HOME program/application package. Technical assistance for the CHDO Works, NAP, and CDBG programs are given on a case-by-case basis as requested by potential applicants or having been suggested by staff.

Applicants for HOME funds may request a meeting with staff at any time prior to applying for funding. There are two award workshops tentatively scheduled throughout the year to review the HOME program; one of which is held during IHCD's Annual Housing and Community Economic Development Conference. These trainings are very general and provided for new organizations that would like a brief program overview.

Once funding decisions have been made, the appropriate Community Development Representative will conduct a one-on-one meeting with the awarded organization to review the contents of the Implementation Manual. This technical assistance meeting will review any and/or all compliance components necessary for the applicant's success in completing this activity.

Each IHCD Community Development Representative conducts a technical assistance/site visit on each HOME application, as this is now a published threshold requirement for this funding source. Although not required, IHCD encourages applicants to contact staff for technical assistance/site visits for application preparation for all other funding sources and programs.

At the June 2006 Board meeting, IHCD awarded IACED its third three-year training and technical assistance subrecipient agreement of \$375,012. The purpose of this award is to provide training and technical assistance to housing and community development organizations in the state. During the contract period, IACED proposes to use HOME funds through the second quarter of 2009 to cover the cost of providing professional development opportunities within five distinct training series which include:

- Foundational Certification Training Series;
- Executive Director Training Series;
- Compliance Training Series;
- Adventure Indiana Training Series; and
- Community Economic Development Training Series.

Certified Housing Development Organizations. IHCDA has continued its priority of increasing the capacity of Certified Housing Development Organizations (CHDOs). IHCDA considers CHDOs to be an excellent vehicle to develop and implement programs that address the specific housing needs of the communities they serve.

A recurring finding in the State’s Consolidated Plan research is the need for general operating funds for housing and community development organizations. The large majority of the awards that these organizations receive are specifically dedicated to project development, and few dollars are available for the administrative and operational activities necessary for such development. IHCDA has consistently dedicated funding to CHDOs for the purpose of expanding their capacity and promoting their ability to develop and implement affordable housing. During PY2007, IHCDA awarded \$557,500 in such operational awards. Recipients of these awards are required to implement direct HOME-funded housing activities within 24 months of receiving the award. Exhibit III-35 lists the recipients of the awards that closed in 2007.

**Exhibit III-35.
CHDO Operating Awards and Closed Awards, FY2007**

| Awarded in FY2007: Grantee | County | Date Award Executed | Award Year | Award Amount |
|---|------------|---------------------|------------|------------------|
| Area IV Development, Inc. | Tippecanoe | 3/24/08 | 2007 | \$70,000 |
| Bloomington Restorations, Inc. | Monroe | 11/15/07 | 2007 | \$57,500 |
| CAP of Evansville & Vanderburgh Co., Inc. | Gibson | 10/15/07 | 2007 | \$70,000 |
| Four Rivers Resource Services, Inc. | Greene | 4/8/08 | 2007 | \$70,000 |
| Guerin, Inc. | Floyd | 10/16/07 | 2007 | \$50,000 |
| Hoosier Uplands Economic Development Corporation | Crawford | 10/18/07 | 2007 | \$50,000 |
| Opportunity Housing, Inc. of Putnam County | Putnam | 3/3/08 | 2007 | \$70,000 |
| PACE Community Action Agency, Inc. | Knox | 10/18/07 | 2007 | \$70,000 |
| Pathfinder Services Inc | Huntington | 10/12/07 | 2007 | \$50,000 |
| Total CHDO Operating Awards | | | | \$557,500 |
| Closed in FY2007: Grantee | | Date Closed | Award Year | Award Amount |
| Bloomington Restorations Inc | | 10/12/07 | 2005 | \$70,000 |
| Elkhart Housing Partnership, Inc. | | 3/10/08 | 2005 | \$70,000 |
| Haven House Services, Inc. | | 2/29/08 | 2002 | \$30,000 |
| Housing Opportunities of Warsaw, Indiana, Inc. | | 2/14/08 | 2005 | \$70,000 |
| Pathfinder Services Inc | | 2/13/08 | 2005 | \$70,000 |
| The Affordable Housing Corporation of Marion, Indiana | | 12/4/07 | 2005 | \$70,000 |
| Total CHDO Operating Awards Closed | | | | \$380,000 |

Source: Indiana Housing and Community Development Authority.

**Exhibit III-36.
CHDO Predevelopment Loans and Seed Money Loans, FY2007**

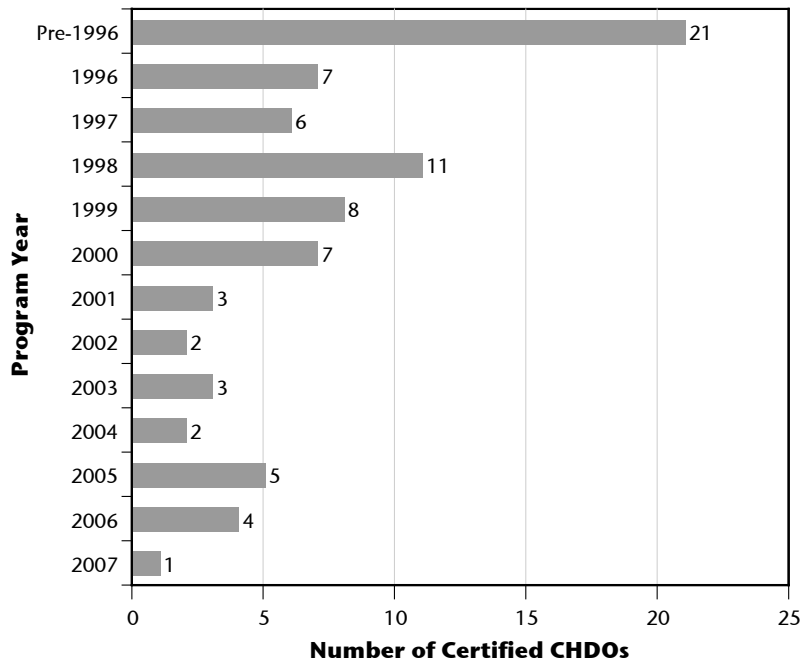
| Awarded in FY2007: Grantee | Activity | County | Date Award Executed | Award Year | Award Amount | Anticipated Units |
|---|---------------------|--------|---------------------|------------|-----------------|-------------------|
| Four Rivers Resource Services, Inc. | Predevelopment Loan | Greene | 3/13/08 | 2007 | \$14,500 | 32 |
| Four Rivers Resource Services, Inc. | Seed Money Loan | Greene | Pending | 2007 | \$15,500 | 32 |
| Hoosier Uplands Economic Development Corp. | Predevelopment Loan | Orange | 1/15/08 | 2007 | \$7,000 | 16 |
| Hoosier Uplands Economic Development Corp. | Seed Money Loan | Orange | 1/15/08 | 2007 | \$23,000 | 16 |
| PACE Community Action Agency, Inc. | Predevelopment Loan | Knox | 4/9/08 | 2007 | \$14,500 | 32 |
| PACE Community Action Agency, Inc. | Seed Money Loan | Knox | 4/9/08 | 2007 | \$15,500 | 32 |
| Total CHDO Predevelopment and Seed Money Awards | | | | | \$90,000 | 160 |
| Closed in FY2007: Grantee | | | Date Closed | Award Year | Current Award | Reversion |
| Blue River Services, Inc. | Predevelopment Loan | | 5/28/08 | 2005 | \$30,000 | |
| CAP of Evansville and Vanderburgh County, Inc. | Predevelopment Loan | | 8/15/07 | 2006 | \$0 | \$30,000 |
| Housing Opportunities of Warsaw, Indiana, Inc. | Predevelopment Loan | | 8/9/07 | 2003 | \$25,000 | \$0 |
| Housing Opportunities of Warsaw, Indiana, Inc. | Seed Money Loan | | 8/9/07 | 2003 | \$5,000 | \$0 |
| Total CHDO Predevelopment and Seed Money Awards Closed | | | | | \$60,000 | \$30,000 |

Source: Indiana Housing and Community Development Authority.

IHCDA also works to increase the number of nonprofits that are certified as CHDOs and are eligible for HOME funds. Exhibit III-37 shows the number of new CHDOs receiving certification by program year.

**Exhibit III-37.
New CHDOs by Program Year of Certification**

Source:
Indiana Housing and Community Development Authority



Community development representatives. IHCDA’s Community Development department has eight staff members who are available to assist potential applicants as they work toward creating affordable housing programs. Each of the community development representatives are assigned a portion of the State in which they promote the CDBG and HOME programs and provide technical assistance upon request.

Architectural Historian. Federal regulations of the HOME and CDBG programs require that each activity involving these sources of funds complete a historical evaluation referred to as Section 106 review. Both IHCDA and its reward recipients require the expertise of the Indiana Department of Natural Resources (IDNR)’s Division of Historic Preservation and Archaeology (DHPA) to also complete the Section 106 review. Therefore, the position of Architectural Historian was created to complete the reviews of IHCDA-funded, or potentially funded, developments.

Beginning in 2004 the position of Architectural Historian at IDNR was funded through HOME Subrecipient Administrative Funds of up to \$50,000 annually, for a period of up to five years.

IHCDA email list serve. IHCDA provides an email titled “IHCDA Info” that is distributed to their email list serve approximately every week or two. It provides information on current IHCDA programs and events, upcoming housing events, housing tips as well as other events relevant to housing.

Private partnerships. IHCDA continues to encourage the development of public/private partnerships for affordable housing developments. Due to the leverage and match requirements of the CDBG and HOME programs, private lending institutions are frequently involved in providing a portion of the financing necessary to construct a housing development. Additionally, IHCDA has built a strong partnership with lending institutions in the State through the First Home Plus program that links HOME downpayment assistance with Mortgage Revenue Bond (MRB) —financed mortgages for low- and moderate-income buyers.

Subrecipient agreements. During the 1999 program year, IHFA (now IHCDA) established “Policies and Guidelines for Applying for HOME Investment Partnerships Program Subrecipient Administration Funds.” This policy governs IHCDA’s acceptance and funding of proposals from nonprofit corporations—as designated under Section 501(c)(3) of the Internal Revenue Code—and public agencies. The proposals must be for activities that have a statewide impact and serve to further the Authority’s efforts in one or more of the following areas:

- General management, oversight and coordination of the HOME program;
- Provision of public information to residents and citizen organizations participating in the planning, implementation, or assessment of projects being assisted with HOME funds;
- Activities that affirmatively further fair housing;
- Compilation of data in preparation of the State Consolidated Plan; and
- Compliance with other federal requirements such as affirmative marketing, minority outreach, environmental review, displacement, relocation and acquisition, labor standards, lead-based paint and conflict of interest.

IHCDA also reserves the right to initiate subrecipient agreements with nonprofit organizations and public agencies for specific HOME administrative activities. The following exhibit shows the subrecipient award closed during PY2007.

**Exhibit III-38.
HOME Subrecipient Awards Closed, 2007**

| Grantee | Grant Number | Original Grant Year | Date Closed | Grant Amount |
|--|--------------|---------------------|-------------|--------------|
| Indiana Association for Community Economic Development, Inc. | SR-02-10 | 2002 | 5/29/2008 | \$169,000 |

Note: The awards are anticipated to serve populations statewide.

Source: Indiana Housing and Community Development Authority.

In July 2004, IHFA (now IHCDA) announced that the HOME Subrecipient awards would no longer be available on a regular basis. From time-to-time, there may be occasions when there are small amounts of funding that become available with which IHCDA will initiate a Subrecipient Award with an organization to accomplish goals and needs that will have a statewide benefit.

Activities to reduce poverty. The State of Indiana does not have a formally adopted, statewide anti-poverty strategy. In a holistic sense, the entirety of Indiana’s Consolidated Plan Strategy and Action Plan is anti-poverty related because a stable living environment is also a service delivery platform. However, many of the strategies developed for the Five-Year Plan directly assist individuals who are living in poverty.

Indiana has a history of aggressively pursuing job creation through economic development efforts at the state and local levels. This emphasis on creating employment opportunities is central to a strategy to reduce poverty by providing households below the poverty level with a means of gaining sustainable employment.

Other efforts are also needed to combat poverty. Many of the strategies outlined in the Consolidated Plan are directed at providing services and shelter for those in needs. Once a person has some stability in a housing situation it becomes easier to address related issues of poverty and to provide resources such as childcare, transportation and job training that enables individuals to enter the workforce. Indiana’s community action agencies are frontline anti-poverty service providers. They work in close cooperation with state agencies to administer a variety of state and federal programs.

Education and skill development is an important aspect of reducing poverty. Investment in workforce development programs and facilities is an important step to break the cycle of poverty. Finally, there continue to be social and cultural barriers that keep people in poverty. Efforts to eliminate discrimination in all settings are important. In some cases, subsidized housing programs are vital to ensure that citizens have a safe and secure place to live.

In addition, efforts to eliminate discrimination in all settings—which the State actively pursues through fair housing activities and MBE/WBE contracting opportunities—are an important anti-poverty strategy.

Affirmative marketing plans. Since 1997, IHCDA has required HOME recipients with five or more homebuyer or rental units to sign off on IHCDA's HOME Recipient and Subrecipient Affirmative Marketing Procedures and Certifications. IHCDA asks homebuyer and rental recipients with five or more HOME-assisted units the following questions about their marketing plans as part of its Affirmative Marketing Plan monitoring:

- Does the recipient have an IHCDA-approved Affirmative Marketing Plan?
- Is the recipient evaluating their marketing procedures annually?
- Who has the recipient identified as underserved in their housing market? (i.e.; families with children, single parents, elderly, persons with disabilities, minorities, other).
- What marketing efforts has the recipient carried out to reach the underserved populations? (i.e.; media outlet, community outreach, social service referral network, other)
- Provide a description of the recipient's affirmative marketing efforts and results.

Contracting opportunities for MBE/WBEs. The State of Indiana has established a goal that 10 percent of federal awards be contracted to minority-owned business enterprises (MBE) and women-owned business enterprises (WBE) involved in construction, materials supply, consulting and architecture.

CDBG recipients. In order to ensure that the CDBG award recipients have made a good faith effort to reach this 10 percent goal, they are required to document all actions taken to reach the goal and forward this information to the recipient's designated Civil Rights Officer before any work has begun on the project. This documentation includes the names of all potential minority and women business owners spoken with, and the reasons owners were not selected for the project, if applicable. The recipient's Civil Rights Officer then forwards said documentation to the State's Civil Rights Specialist.

HOME/CDBG recipients. The 10 percent goal is also communicated to all CDBG housing and HOME recipients at start-up training sessions as well as in the Grant Implementation Manual. IHCDA also provides award recipients with the website address to obtain the resource directory of minority- and women-owned businesses as well as informational materials on compliance with procurement guidelines for MBE/WBE participation. Recipients must document all actions taken to ensure that they have made a good faith effort to solicit MBE/WBE firms. This documentation includes the names of all potential MBE/WBE firms contacted about contracting opportunities and, if the firms were not chosen for participation in the project, the reasons why not.

IHCDA expects minority participation in its CDBG and HOME programs to reflect the representation of minorities in each funded community's low- and moderate-income population. Since minorities make up such a small percentage (around 1 percent) of Indiana's non-entitlement cities, such participation can be relatively minor. Minority participation is most concentrated in larger non-entitlement cities as well as in north-central Indiana.

State activities. Due to the importance of Minority Business Enterprises, the State, through its Commission on minority business development, is providing a program to promote, encourage and assist in the development of such enterprises. One means of achieving growth is the publication and use of the *Minority Business Directory*. The web link for this directory (www.state.in.us/idoa/minority) is distributed to Indiana corporations, as well as State agencies to help identify and solicit minority business enterprises, products and services.

In addition, the State is required to submit reports on recipients' efforts in assuring that minority and women-owned business contractors have an opportunity to provide services and goods on CDBG projects.

MBE/WBE contracts in PY2007. During PY2007, IHCDA HOME recipients reported 28 contracts were awarded to women-owned firms with a total value of \$315,958, and no contracts were awarded to minority-owned businesses. Exhibit III-39 shows the HOME awards made with contracts to MBE/WBE firms.

**Exhibit III-39.
MBE/WBE Contracts Made as a Result of HOME and CDBG Funding, FY2007**

| Grantee Name | Contractor Name | Program | Number of Awards | Award Amount | M/WBE |
|--|----------------------------------|---------|------------------|------------------|-------|
| Board of Commissioners of the County of Washington | J.K. Rogers Construction, Inc. | CDBG | 6 | \$61,916 | WBE |
| City of Brazil | Tim & Daughters Inc. | CDBG | 6 | \$71,051 | WBE |
| City of Rushville | Innovative Construction Services | CDBG | 1 | \$9,402 | WBE |
| City of Sullivan | Innovative Construction Services | CDBG | 1 | \$7,149 | WBE |
| City of Tell City | American Eagle Tree Service | CDBG | 3 | \$8,340 | WBE |
| City of Tell City | Kessner Interiors | CDBG | 1 | \$4,490 | WBE |
| Community Action of Northeast Indiana Inc | Gerber Building Services | HOME | 1 | \$20,400 | WBE |
| Community Action of Northeast Indiana Inc | Tom Hoot, Inc. | HOME | 2 | \$43,434 | WBE |
| Hoosier Uplands Economic Development Corporation | J.K. Rogers Construction, Inc. | HOME | 2 | \$50,000 | WBE |
| Housing Partnerships, Inc. | Eckelman, Inc. | HOME | 1 | \$975 | WBE |
| Town of Dugger | Sutton Heating & Cooling | CDBG | 1 | \$4,520 | WBE |
| Town of Fortville | ICS | CDBG | 3 | \$34,281 | WBE |
| Total MBE and WBE | | | 28 | \$315,958 | |

Source: Indiana Housing and Community Development Authority.

In 1996, the State instituted a policy allowing a 5 percent rebate of grant awards to communities who successfully complete projects utilizing no less than 5 percent (in dollars of the total award amount) minority participation on IDOC (now OCRA) CDBG projects. The rebate, which is also equal to 5 percent of the award amount, may be spent on any CDBG eligible project of the communities' choice. The community must advise the State prior to the initiation of the minority business' participation of their intent to attempt to achieve this goal.

Monitoring of Compliance with HOME Funding Regulations

During PY2007, IHCDA was involved in several HOME monitoring activities. These included:

- IHCDA continues to use the “Laptop Monitoring Tool” to ensure consistency and efficiency when conducting a monitoring. This process allows IHCDA to use information technology to evaluate the development outcomes and process procedures.
- IHCDA continues to make “Progress Checks” to be conducted on open awards. The progress checks were designed to ensure IHCDA continues to provide technical assistance from the predevelopment stages through completion. This process is also designed to identify potential risk or deficiencies a recipient may occur during the development process and take actions to correct them before IHCDA conducts a monitoring.
- IHCDA continues to conduct ongoing rental monitoring for projects that receive both FHLB and IHCDA funding. IHCDA conducts the monitoring and forwards the appropriate information onto the FHLB with the findings. This process will eliminate the duplication efforts of both organizations on one development.
- IHCDA has an in-house inspector going on-site twice during the development, at either 50 percent completion, or 50 percent expenditure of funds, to look at all units completed and under construction or rehabilitation. The inspector also goes out at completion of the award. The purpose is to ensure that the projects being billed to CDBG are completed according to the specifications. Those items rehabilitated or constructed must meet the stricter of either the Indiana State Building Code or local rehabilitation standards. Projects being billed to the HOME/Trust Fund meet the stricter of either the Indiana State Building Code or local codes, as well.
- IHCDA continues to use an outside inspection firm to look at 20 percent of the HOME and CDBG-assisted rental units and to inspect emergency and youth shelters every three years.
- Award recipients continue to be required to provide proof of adequate builder’s risk insurance during construction, and property insurance following construction, for the assisted property throughout the affordability period of the award. The following requirements are listed under each program type:
 - For new construction including homebuyer, rental, transitional, emergency shelters, youth shelters, and migrant/seasonal farm worker housing activities, builders risk and/or property insurance that includes coverage for work done by the contractors is required throughout the construction period.
 - For rehabilitation including homebuyer, rental, transitional, emergency shelters, youth shelters, and migrant/seasonal farm worker housing activities, builders risk, contractor liability and/or property insurance that includes coverage for work done by the contractors, is required throughout the construction period.
 - For owner-occupied rehabilitation contractor liability and/or property insurance that includes coverage for work done by contractors is required throughout the construction period.

- For rental, transitional, emergency shelters, youth shelters, and migrant/seasonal farm worker housing activities, adequate property insurance must be maintained throughout the affordability period. (This is required for all properties assisted through open or closed HOME, CDBG, or Trust Fund awards.)
- For homebuyer and owner-occupied rehabilitation, beneficiary loan documents must stipulate that adequate property insurance be maintained throughout the affordability period.
- Policy requirements include:
 - If a contractor liability policy is used, it must name IHCD as additionally insured.
 - If a builders risk policy is used, it must name IHCD as both loss payable and additionally insured.
 - If a homeowner policy is used, nothing needs to be added to the policy. Once the lien is placed on the home, the entity placing the lien automatically becomes a loss payable.
 - The builder's risk or contractor liability policy can be in the name of the recipient, contractor, owner of the property, or subrecipient.
 - The builders risk coverage must be for the replacement value of the property, increasing as appropriate throughout the construction period to the full replacement value at construction completion.
 - The value of the contractor liability must be at a minimum for the replacement value of the property. Additionally, if the contractor employs persons, the policy must also include workers compensation.
 - The value of the property insurance must be at a minimum for the replacement value of the property.

Monitoring of Compliance with CDBG Funding Regulations

The final phase of the CDBG project is the closeout monitoring review process. A representative from OCRA conducts an on-site monitoring of the award documentation, financial records, and actual facility as well as improvements. The purpose of the monitoring visit is to verify that the project has met the recipient's stated goals and objectives and all of the federal CDBG regulations—24 CFR 570.489 (d), 24 CFR 570.503 and OMB Circular A-133. The monitoring review takes approximately three hours. Within 30 days from the date of the monitoring meeting, OCRA forwards a letter to the recipient informing them of their award status. This letter will either inform the recipient that the performance was found to be in compliance with all CDBG and OCRA regulations, and thus is able to proceed to the next step of the closeout process; or that issues were raised at the monitoring meeting that were not in compliance with CDBG and OCRA regulations and will necessitate the recipient to satisfactorily resolve the issues within 30 days.

During PY2007, 108 projects and 97 subrecipients were monitored by OCRA.

During the spring of 2006, OCRA initiated a monitoring review process for CDBG funds contracted to IHCDA. This is done to ensure the beneficiaries, as defined in the original agreement, are being served.

IHCDA's monitoring review process consists of either a desktop or on-site visit for all awards. During the reporting period of 2004, 40 awards were monitored. IHCDA examined the following categories:

- Program as a whole—looking to see if the recipient served all of the clients that were targeted;
- Client Eligibility—looking to see if the recipient served income eligible households in the proper income categories;
- Award Conditions—looking at anything the recipient had promised in the application, including extended warranties, design features, maintenance classes, accessibility, etc.;
- Required financial ledgers and documentation;
- Allowable costs;
- Match;
- MBE/WBE documentation;
- Procurement;
- Labor Standards;
- Environmental Review & Section 106;
- Fair Housing;
- URA & Section 104(d);
- Program Accessibility; and
- Lead-Based Paint.

IHCDA then writes a monitoring letter listing areas of concern and they will not closeout an award until all monitoring issues have been resolved. Additionally, as leverage to receive all closeout documents, IHCDA holds payment until all completion reports, match documents and closeout documents are received and approved.

Civil Rights Performance Monitoring Activities by the State

Process and standards. OCRA evaluates recipients' and subrecipients' employment practices in order to determine whether or not equal opportunity guidelines are followed in advertising vacancies, such as stating they are an "EEO employer." The State's field monitors review recipients' civil rights files to determine if there have been any EEO complaints filed against a recipient within five years. The field monitors also review records of complaints and responses to complaints, if any, regarding alleged discrimination in the provision of program benefits.

There are numerous procedures that must be followed and policies that must be adhered to for both the recipient and their contractors to assure compliance with these requirements. All policies and procedures must be fully documented to provide adequate record of civil rights compliance. In addition, the recipient must fully document the characteristics of the population of the area in which the project will be implemented in order to determine the specific actions that must be taken to ensure civil rights compliance.

Results of monitoring reviews. Upon completion of the final monitoring visit, a recipient will receive a formal monitoring letter outlining the strengths and weaknesses in project management systems. The letter will list those areas of compliance that were reviewed and detailed results of that review.

State findings. Findings are reported when the review of the recipient's performance reveals specific identifiable violation of a statutory regulatory requirement, about which there is no question. When a finding is issued, the recipient is requested to formally respond within a specified period (typically 30 days) as to those steps the recipient will make to remedy and/or prevent a recurrence of the violation. If specific steps have already been taken to remedy a finding, the field monitor must verify before clearing the finding. Once the review indicates that satisfactory action has taken place, the field monitor will send a letter to the recipient indicating the finding has been resolved.

Leveraging Resources

OCRA requires a 10 percent cash and/or debt local match for all Community Focus Fund (CFF) projects and planning grants. While there is no local match requirement for Community Economic Development Fund (CEDF) projects, OCRA does review the contribution by the applicant (city/town/county) as well as the amount of capital investment made by the decision making company. Additionally, in order to increase philanthropic capital on CDBG projects, OCRA awards bonus points on CFF projects if an applicant receives \$5,000 or 2 percent of the grant request, whichever is greater, from a foundation. The Micro-enterprise Assistance Program (MAP) does not have a match requirement, but again when making decisions about the awards, OCRA reviews the level of commitment the applicant is making in regards to the total micro-enterprise program.

The leveraging requirements of the CDBG and HOME housing programs, administered by IHCDA, differ considerably. Exhibit III-40 on the following page shows the match and leverage requirements by housing activity type for the 2007 program year.

**Exhibit III-40.
Housing Matching and Leveraging Requirements**

| Activity Type | CDBG Leverage Requirement (% of award) | Trust Fund Leverage Requirement (% of award) | CDBG or Trust Fund Beneficiary Income Restrictions (% of area median income) | HOME Match Requirement (% of HOME award minus admin., environ., review & CHDO operating costs) ⁽²⁾ | HOME Beneficiary Income Restrictions (% of area median income) |
|---|--|--|--|--|--|
| Emergency Shelter ⁽¹⁾ | 10% | 5% | 30% | — | — |
| Youth Shelter ⁽¹⁾ | 10% | 5% | 30% | — | — |
| Migrant/Seasonal Farm Worker Housing ⁽¹⁾ | 10% | 5% | 30% | — | — |
| Transitional Housing | 10% | 5% | 80% | 10% | 60% |
| Permanent Supportive Housing Rehabilitation | 10% | 5% | 80% | 10% | 60% |
| Rental Housing | 10% | 5% | 80% | 10% | 60% |
| Homeownership Counseling/Down Payment Assistance | — | 5% | 80% - Trust fund only | 10% | — |
| Homebuyer - New Construction/Rehabilitation | — | 5% | 80% - Trust fund only | 10% | 80% |
| Owner-Occupied Rehabilitation | 10% | 5% | 80% | 10% | 80% |
| Voluntary Acquisition/Demolition | 10% | — | 80% | — | — |

Note: (1) Beneficiaries of these activities are members of groups presumed by HUD to be of low- and moderate- income (victims of domestic violence, homeless persons, and migrant/seasonal farm workers) and presumed by IHCD to be at or below 30 percent of area median income.

(2) IHCD is currently able to meet 15 percent of the 25 percent match liability, as such applicants must demonstrate eligible matching funds equal to 10 percent of the amount of HOME funds minus administration, environmental review, and CHDO operating costs.

Source: Indiana Housing and Community Development Authority.

The State of Indiana requires a 10 percent leverage requirement for most CDBG funds expended, except for applicants that agree to serve 100 percent of the beneficiaries:

- At or below 60 percent of AMI, the leverage requirement is zero; and
- At or below 80 percent of AMI, the leverage requirement is 5 percent of the CDBG request.

IHCDA recipients have used a variety of funding sources to meet this requirement, including Federal Home Loan Bank grants, Rural Development grants, contractor contributions, cash contributions and cash from local government general funds.

The HOME program requires a 25 percent match, which is a federal requirement rather than a state policy. However, IHCDA is currently able to meet 15 percent of this match liability. As such, applicants must demonstrate eligible matching funds equal to 10 percent of the amount of HOME funds requested, less administration, environmental review and CHDO operating costs.

If the applicant is proposing to utilize banked match for the activity:

- And it is the applicant's own banked match, the match liability on the previous award for which the match was generated must already be met and documented with IHCDA for the match to be eligible as of the application due date. Only HOME-eligible match generated on IHCDA awards made in 1999 or later, are eligible to be banked.
- Or, if it is another recipient's match, the applicant must provide an executed agreement with the application verifying that the recipient is willing to donate the match.
 - Only banked match from awards made in 1999 or later that have fully met their match liability are eligible to donate to another applicant. The award must be closed before the agreement to donate match is executed.
- Match cannot be sold or purchased and is provided purely at the discretion of the recipient that granted it.
- Banked leverage generated on a CDBG award cannot be used as match on a future HOME award. Only banked match generated on a HOME award can be used on a future HOME award.

The HOME regulations outline the very specific types of HOME-eligible matching funds, and IHCDA must document expenditures of matching funds by individual sites. HOME recipients often use Federal Home Loan Bank grants, savings from below-market interest rate loans, and donations of property, as match for their HOME awards. Additionally, IHCDA documents the MRB financing used in the First Home program as a match.

Self-Evaluation

In previous years, IHCDA and OCRA considered ways to improve implementation of the CDBG and HOME programs they administer.

Allocation Method. IHCDA continues to use the new allocation method it adopted during PY2006. Through this process, IHCDA offered three rolling rounds where applications could be submitted at any time during the 60 day round. IHCDA replaced the “Scoring Criteria” with “Preferences” and require each HOME applicant to meet a certain number of preferences in six categories. These categories—1) General; 2) Organizational Capacity; 3) Development Characteristics; 4) Housing Need; 5) Predevelopment; and 6) Rental or Homebuyer Awards—are made at any time during a funding round.

During PY2006, OCRA completed a modification to the Consolidated Plan to align all funding resources with the priorities set during the RISE 2020 (Rural Indiana Strategy for Excellence) process. New scoring methodology is having an impact on the types of projects funded meeting the goals and priorities of RISE 2020.

Technology. IHCDA’s Community Development department continues to implement a “paperless” system. All correspondences are done electronically, including award documents, monitoring letters, and application submissions.

IHCDA’s goal continues to make the application process and forms easier to understand and ensure all appropriate regulatory and policy requirements are followed. IHCDA provided several means—both verbal and written—to obtain feedback and suggestions on ways to make improvements from its partners. All IHCDA departments conduct focus groups of stakeholders to elicit suggestions on how to streamline policies and procedures related to applications, release of funds, monitoring, and closeout. IHCDA also regularly solicits feedback through on-line customer surveys.

IHCDA has also contracted with Roeing, Inc—an Indiana software firm—to develop an agency-wide management information system. A web-based application, the rental housing module was operational in January 2008. Community Development and Community Service programs will be integrated later in 2008.

Implementation Manual. OCRA is in the process of updating its Grantee Implementation Manual to better serve the needs of award recipients.

Miscellaneous. OCRA has established a Grant Administrator Working Group to get input on potential policy changes in the CDBG program, and to assist in making the CDBG program be more efficient.

Additional Program Information

The schedules that follow show the CDBG and HOME awards that were made and closed during PY2007. The schedules also demonstrate how the awards were distributed among racial, ethnic, and special needs populations as well as across income levels.

IHCDA reports:

- HOME Match Report
- IHCDA awards (HOME-CHDO-CDBG)
- IHCDA closed awards (HOME-CHDO-CDBG)
- IDIS C04PR02—CDBG Activities
- IDIS C04PR02—HOME Activities
- IDIS C04PR25—Status of CHDO Funds
- IDIS C04PR33—HOME Matching Liability Report
- IDIS C04PR85—CDBG Housing Performance Report
- IDIS C04PR85—HOME Housing Performance Report

OCRA reports:

- OCRA CDBG funds available
- OCRA CDBG allocations
- OCRA CDBG funds expended
- IDIS C04PR01—HUD Grants and Program Income
- IDIS CO4PR23—PY2007 Summary of Accomplishments
- IDIS C04PR26—CDBG Financial Summary
- IDIS CO4PR83—CDBG Performance Measures Report

IHCDA Reports

HOME Match Report

Match Contributions for
Federal Fiscal Year (yyyy)

Part I Participant Identification

| | | | | | |
|---|--|---|-------------|--|--|
| 1. Participant No. (assigned by HUD) | | 2. Name of the Participating Jurisdiction | | 3. Name of Contact (person completing this report) | |
| 5. Street Address of the Participating Jurisdiction | | | | 4. Contact's Phone Number (include area code) | |
| 6. City | | 7. State | 8. Zip Code | | |

Part II Fiscal Year Summary

| | | | |
|--|--|----|----|
| 1. Excess match from prior Federal fiscal year | | \$ | |
| 2. Match contributed during current Federal fiscal year (see Part III.9.) | | \$ | |
| 3. Total match available for current Federal fiscal year (line 1 + line 2) | | | \$ |
| 4. Match liability for current Federal fiscal year | | | \$ |
| 5. Excess match carried over to next Federal fiscal year (line 3 minus line 4) | | | \$ |

Part III Match Contribution for the Federal Fiscal Year

| 1. Project No. or Other ID | 2. Date of Contribution (mm/dd/yyyy) | 3. Cash (non-Federal sources) | 4. Foregone Taxes, Fees, Charges | 5. Appraised Land / Real Property | 6. Required Infrastructure | 7. Site Preparation, Construction Materials, Donated labor | 8. Bond Financing | 9. Total Match |
|----------------------------|--------------------------------------|-------------------------------|----------------------------------|-----------------------------------|----------------------------|--|-------------------|----------------|
| | | | | | | | | |
| | | | | | | | | |
| | | | | | | | | |
| | | | | | | | | |
| | | | | | | | | |
| | | | | | | | | |
| | | | | | | | | |
| | | | | | | | | |
| | | | | | | | | |
| | | | | | | | | |
| | | | | | | | | |
| | | | | | | | | |
| | | | | | | | | |
| | | | | | | | | |
| | | | | | | | | |
| | | | | | | | | |
| | | | | | | | | |
| | | | | | | | | |
| | | | | | | | | |
| | | | | | | | | |
| | | | | | | | | |
| | | | | | | | | |
| | | | | | | | | |
| | | | | | | | | |
| | | | | | | | | |
| | | | | | | | | |
| | | | | | | | | |
| | | | | | | | | |
| | | | | | | | | |

| | | | | | | | | |
|--|--|--|--|--|--|--|--|----------------------------|
| Name of the Participating Jurisdiction | | | | | | | | Federal Fiscal Year (yyyy) |
|--|--|--|--|--|--|--|--|----------------------------|

| 1. Project No. or Other ID | 2. Date of Contribution (mm/dd/yyyy) | 3. Cash (non-Federal sources) | 4. Foregone Taxes, Fees, Charges | 5. Appraised Land / Real Property | 6. Required Infrastructure | 7. Site Preparation, Construction Materials, Donated labor | 8. Bond Financing | 9. Total Match |
|-------------------------------|--|----------------------------------|-------------------------------------|--------------------------------------|-------------------------------|--|----------------------|-------------------|
| | | | | | | | | |
| | | | | | | | | |
| | | | | | | | | |
| | | | | | | | | |
| | | | | | | | | |
| | | | | | | | | |
| | | | | | | | | |
| | | | | | | | | |
| | | | | | | | | |
| | | | | | | | | |
| | | | | | | | | |
| | | | | | | | | |
| | | | | | | | | |
| | | | | | | | | |
| | | | | | | | | |
| | | | | | | | | |
| | | | | | | | | |
| | | | | | | | | |
| | | | | | | | | |
| | | | | | | | | |
| | | | | | | | | |
| | | | | | | | | |
| | | | | | | | | |
| | | | | | | | | |
| | | | | | | | | |
| | | | | | | | | |
| | | | | | | | | |

Public reporting burden for this collection of information is estimated to average 45 minutes per response, including the time for reviewing instructions, searching existing data sources, gathering and maintaining the data needed, and completing and reviewing the collection of information. This agency may not conduct or sponsor, and a person is not required to respond to, a collection of information unless that collection displays a valid OMB control number.

The HOME statute imposes a significant number of data collection and reporting requirements. This includes information on assisted properties, on the owners or tenants of the properties, and on other programmatic areas. The information will be used: 1) to assist HOME participants in managing their programs; 2) to track performance of participants in meeting fund commitment and expenditure deadlines; 3) to permit HUD to determine whether each participant meets the HOME statutory income targeting and affordability requirements; and 4) to permit HUD to determine compliance with other statutory and regulatory program requirements. This data collection is authorized under Title II of the Cranston-Gonzalez National Affordable Housing Act or related authorities. Access to Federal grant funds is contingent on the reporting of certain project-specific data elements. Records of information collected will be maintained by the recipients of the assistance. Information on activities and expenditures of grant funds is public information and is generally available for disclosure. Recipients are responsible for ensuring confidentiality when public disclosure is not required.

Instructions for the HOME Match Report

Applicability:

The HOME Match Report is part of the HOME APR and must be filled out by every participating jurisdiction that incurred a match liability. Match liability occurs when FY 1993 funds (or subsequent year funds) are drawn down from the U.S. Treasury for HOME projects. A Participating Jurisdiction (PJ) may start counting match contributions as of the beginning of Federal Fiscal Year 1993 (October 1, 1992). A jurisdiction not required to submit this report, either because it did not incur any match or because it had a full match reduction, may submit a HOME Match Report if it wishes. The match would count as excess match that is carried over to subsequent years. The match reported on this form must have been contributed during the reporting period (between October 1 and September 30).

Timing:

This form is to be submitted as part of the HOME APR on or before December 31. The original is sent to the HUD Field Office. One copy is sent to the

Office of Affordable Housing Programs, CGHF
Room 7176, HUD, 451 7th Street, S.W.
Washington, D.C. 20410.

The participating jurisdiction also keeps a copy.

Instructions for Part II:

1. **Excess match from prior Federal fiscal year:** Excess match carried over from prior Federal fiscal year.
2. **Match contributed during current Federal fiscal year:** The total amount of match contributions for all projects listed under Part III in column 9 for the Federal fiscal year.

3. **Total match available for current Federal fiscal year:** The sum of excess match carried over from the prior Federal fiscal year (Part II, line 1) and the total match contribution for the current Federal fiscal year (Part II, line 2). This sum is the total match available for the Federal fiscal year.

4. **Match liability for current Federal fiscal year:** The amount of match liability is available from HUD and is provided periodically to PJs. The match must be provided in the current year. The amount of match that must be provided is based on the amount of HOME funds drawn from the U.S. Treasury for HOME projects. The amount of match required equals 25% of the amount drawn down for HOME projects during the Federal fiscal year. Excess match may be carried over and used to meet match liability for subsequent years (see Part II line 5). Funds drawn down for administrative costs, CHDO operating expenses, and CHDO capacity building do not have to be matched. Funds drawn down for CHDO seed money and/or technical assistance loans do not have to be matched if the project does not go forward. A jurisdiction is allowed to get a partial reduction (50%) of match if it meets one of two statutory distress criteria, indicating "fiscal distress," or else a full reduction (100%) of match if it meets both criteria, indicating "severe fiscal distress." The two criteria are poverty rate (must be equal to or greater than 125% of the average national family poverty rate to qualify for a reduction) and per capita income (must be less than 75% of the national average per capita income to qualify for a reduction). In addition, a jurisdiction can get a full reduction if it is declared a disaster area under the Robert T. Stafford Disaster Relief and Emergency Act.

5. **Excess match carried over to next Federal fiscal year:** The total match available for the current Federal fiscal year (Part II, line 3) minus the match liability for the current Federal fiscal year (Part II, line 4). Excess match may be carried over and applied to future HOME project match liability.

Instructions for Part III:

1. **Project No. or Other ID:** "Project number" is assigned by the C/MI System when the PJ makes a project setup call. These projects involve at least some Treasury funds. If the HOME project does not involve Treasury funds, it must be identified with "other ID" as follows: the fiscal year (last two digits only), followed by a number (starting from "01" for the first non-Treasury-funded project of the fiscal year), and then at least one of the following abbreviations: "SF" for project using shortfall funds, "PI" for projects using program income, and "NON" for non-HOME-assisted affordable housing. Example: 93.01.SF, 93.02.PI, 93.03.NON, etc.

Shortfall funds are non-HOME funds used to make up the difference between the participation threshold and the amount of HOME funds allocated to the PJ; the participation threshold requirement applies only in the PJ's first year of eligibility. [§92.102]

Program income (also called "repayment income") is any return on the investment of HOME funds. This income must be deposited in the jurisdiction's HOME account to be used for HOME projects. [§92.503(b)]

Non-HOME-assisted affordable housing is investment in housing not assisted by HOME funds that would qualify as “affordable housing” under the HOME Program definitions. “NON” funds must be contributed to a specific project; it is not sufficient to make a contribution to an entity engaged in developing affordable housing. [§92.219(b)]

2. **Date of Contribution:** Enter the date of contribution. Multiple entries may be made on a single line as long as the contributions were made during the current fiscal year. In such cases, if the contributions were made at different dates during the year, enter the date of the last contribution.
3. **Cash:** Cash contributions from non-Federal resources. This means the funds are contributed permanently to the HOME Program regardless of the form of investment the jurisdiction provides to a project. Therefore all repayment, interest, or other return on investment of the contribution must be deposited in the PJ’s HOME account to be used for HOME projects. The PJ, non-Federal public entities (State/local governments), private entities, and individuals can make contributions. The grant equivalent of a below-market interest rate loan to the project is eligible when the loan is not repayable to the PJ’s HOME account. [§92.220(a)(1)] In addition, a cash contribution can count as match if it is used for eligible costs defined under §92.206 (except administrative costs and CHDO operating expenses) or under §92.209, or for the following non-eligible costs: the value of non-Federal funds used to remove and relocate ECHO units to accommodate eligible tenants, a project reserve account for replacements, a project reserve account for unanticipated increases in operating costs, operating subsidies, or costs relating to the portion of a mixed-income or mixed-use project not related to the affordable housing units. [§92.219(c)]
4. **Foregone Taxes, Fees, Charges:** Taxes, fees, and charges that are normally and customarily charged but have been waived, foregone, or deferred in a manner that achieves affordability of the HOME-assisted housing. This includes State tax credits for low-income housing development. The amount of real estate taxes may be based on the

post-improvement property value. For those taxes, fees, or charges given for future years, the value is the present discounted cash value. [§92.220(a)(2)]

5. **Appraised Land/Real Property:** The appraised value, before the HOME assistance is provided and minus any debt burden, lien, or other encumbrance, of land or other real property, not acquired with Federal resources. The appraisal must be made by an independent, certified appraiser. [§92.220(a)(3)]
6. **Required Infrastructure:** The cost of investment, not made with Federal resources, in on-site and off-site infrastructure directly required for HOME-assisted affordable housing. The infrastructure must have been completed no earlier than 12 months before HOME funds were committed. [§92.220(a)(4)]
7. **Site preparation, Construction materials, Donated labor:** The reasonable value of any site-preparation and construction materials, not acquired with Federal resources, and any donated or voluntary labor (see §92.354(b)) in connection with the site-preparation for, or construction or rehabilitation of, affordable housing. The value of site-preparation and construction materials is determined in accordance with the PJ’s cost estimate procedures. The value of donated or voluntary labor is determined by a single rate (“labor rate”) to be published annually in the Notice Of Funding Availability (NOFA) for the HOME Program. [§92.220(6)]
8. **Bond Financing:** Multifamily and single-family project bond financing must be validly issued by a State or local government (or an agency, instrumentality, or political subdivision thereof). 50% of a loan from bond proceeds made to a multifamily affordable housing project owner can count as match. 25% of a loan from bond proceeds made to a single-family affordable housing project owner can count as match. Loans from all bond proceeds, including excess bond match from prior years, may not exceed 25% of a PJ’s total annual match contribution. [§92.220(a)(5)] The amount in excess of the 25% cap for bonds may carry over, and the excess will count as part of the statutory limit of up to 25% per year. Requirements regarding

bond financing as an eligible source of match will be available upon publication of the implementing regulation early in FY 1994.

9. **Total Match:** Total of items 3 through 8. This is the total match contribution for each project identified in item 1.

Ineligible forms of match include:

1. Contributions made with or derived from Federal resources e.g. CDBG funds [§92.220(b)(1)]
2. Interest rate subsidy attributable to the Federal tax-exemption on financing or the value attributable to Federal tax credits [§92.220(b)(2)]
3. Contributions from builders, contractors or investors, including owner equity, involved with HOME-assisted projects. [§92.220(b)(3)]
4. Sweat equity [§92.220(b)(4)]
5. Contributions from applicants/recipients of HOME assistance [§92.220(b)(5)]
6. Fees/charges that are associated with the HOME Program only, rather than normally and customarily charged on all transactions or projects [§92.220(a)(2)]
7. Administrative costs

HOME MATCH REPORT (7/01/07 to 6/30/08)

PART I Participant Identification
 M95SG180100
 Indiana Housing and Community Development Authority
 30 South Meridian Street, Suite 1000
 Indianapolis, Indiana 46204

Interim HOME Match Report through June 30, 2008

Report Prepared By: David Kaufmann
 Phone: 317.232.7777

| PART II Interim Reporting Period Summary | Bond Proceeds | All Other Match | Total |
|---|----------------------|------------------------|------------------|
| 1. Excess match from prior fiscal year | \$216,885,452.26 | \$3,456,741.58 | \$220,342,193.84 |
| 2. Match contributed during interim reporting period | \$0.00 | \$5,803,611.90 | \$5,803,611.90 |
| 3. Total match available for interim reporting period | \$216,885,452.26 | \$9,260,353.48 | \$226,145,805.74 |
| 4. Match liability for interim reporting period | \$0.00 | \$3,327,578.86 | \$3,327,578.86 |
| | | \$0.00 | \$0.00 |
| 5. Excess match carried over to next reporting period | \$216,885,452.26 | \$5,932,774.62 | \$222,818,226.88 |

PART III Match Contribution for the Interim Reporting Period

| Project Number | Project Grantee Date of Number Contribution or Other ID | Donated Cash | FHLB-A HP Grant | Private Grant | Volunteer Labor | Donated Professional Services | Waived Fees and Permits | Value of Donated Land/Building | Value of Donated Material | Private Mortgage Financing | Trust Fund Loan | Required Infrastructure | Bond Financing | Other | Total Match |
|----------------|---|--------------|-----------------|---------------|-----------------|-------------------------------|-------------------------|--------------------------------|---------------------------|----------------------------|-----------------|-------------------------|----------------|-----------|-------------|
| 21514 | Area IV Development, Inc.6/12/2008 | 250.00 | 290,331.00 | 0.00 | 0.00 | 0.00 | 35,600.00 | 0.00 | 11,284.12 | 0.00 | 0.00 | 66,590.28 | 0.00 | 88,906.00 | 492,961.40 |
| 22922 | Bloomington Restorations, 10/2/2007 | 3,400.00 | 0.00 | 0.00 | 0.00 | 0.00 | 0.00 | 1,500.00 | 0.00 | 0.00 | 0.00 | 0.00 | 0.00 | 0.00 | 4,900.00 |
| 19086 | Blue River Services, Inc. 8/27/2007 | 9,762.82 | 62,155.72 | 0.00 | 0.00 | 0.00 | 0.00 | 0.00 | 0.00 | 4,357.81 | 49,351.54 | 0.00 | 0.00 | 0.00 | 125,627.89 |
| 22055 | CommunityAction of 10/19/200 | 0.00 | 0.00 | 0.00 | 0.00 | 0.00 | 0.00 | 0.00 | 0.00 | 0.00 | 0.00 | 0.00 | 0.00 | 1,630.00 | 1,630.00 |
| 22072 | CommunityAction of 10/19/200 | 0.00 | 0.00 | 0.00 | 0.00 | 0.00 | 0.00 | 0.00 | 0.00 | 0.00 | 0.00 | 0.00 | 0.00 | 1,076.00 | 1,076.00 |
| 2 | Community Action of 10/14/200 | 0.00 | 0.00 | 0.00 | 0.00 | 0.00 | 0.00 | 0.00 | 0.00 | 0.00 | 0.00 | 0.00 | 0.00 | 2,800.00 | 2,800.00 |
| 2 | Community Action of 10/14/200 | 0.00 | 0.00 | 0.00 | 0.00 | 0.00 | 0.00 | 0.00 | 0.00 | 0.00 | 0.00 | 0.00 | 0.00 | 2,000.00 | 2,000.00 |
| 21294 | Community Action Program10/10/200 | 0.00 | 0.00 | 2,500.00 | 0.00 | 0.00 | 0.00 | 0.00 | 0.00 | 0.00 | 0.00 | 0.00 | 0.00 | 0.00 | 2,500.00 |
| 21444 | CommunityAction Program6/9/2008 | 0.00 | 0.00 | 0.00 | 0.00 | 0.00 | 0.00 | 5,500.00 | 0.00 | 0.00 | 0.00 | 0.00 | 0.00 | 7,000.00 | 12,500.00 |
| 21486 | CommunityAction Program6/9/2008 | 0.00 | 0.00 | 0.00 | 0.00 | 0.00 | 0.00 | 5,500.00 | 0.00 | 0.00 | 0.00 | 0.00 | 0.00 | 7,000.00 | 12,500.00 |
| 21487 | CommunityAction Program6/9/2008 | 0.00 | 0.00 | 0.00 | 0.00 | 0.00 | 0.00 | 5,000.00 | 0.00 | 0.00 | 0.00 | 0.00 | 0.00 | 7,000.00 | 12,000.00 |
| 21490 | CommunityAction Program6/9/2008 | 0.00 | 0.00 | 0.00 | 0.00 | 0.00 | 0.00 | 5,500.00 | 0.00 | 0.00 | 0.00 | 0.00 | 0.00 | 7,000.00 | 12,500.00 |
| 21555 | CommunityAction Program10/10/200 | 0.00 | 0.00 | 0.00 | 0.00 | 0.00 | 0.00 | 0.00 | 1,167.53 | 0.00 | 0.00 | 0.00 | 0.00 | 1,045.15 | 2,212.68 |
| 2 | Community Action Program 8/14/2007 | 0.00 | 0.00 | 0.00 | 0.00 | 0.00 | 0.00 | 0.00 | 0.00 | 0.00 | 0.00 | 0.00 | 0.00 | 1,920.00 | 1,920.00 |
| 4 | Community Action Program 7/30/2007 | 0.00 | 0.00 | 0.00 | 0.00 | 0.00 | 0.00 | 0.00 | 0.00 | 0.00 | 0.00 | 0.00 | 0.00 | 63.32 | 63.32 |
| 22034 | CommunityAction 5/27/2008 | 0.00 | 0.00 | 0.00 | 0.00 | 0.00 | 0.00 | 0.00 | 0.00 | 0.00 | 0.00 | 0.00 | 0.00 | 12,500.00 | 12,500.00 |
| 22101 | CommunityAction 5/27/2008 | 0.00 | 0.00 | 0.00 | 0.00 | 0.00 | 0.00 | 0.00 | 0.00 | 0.00 | 0.00 | 0.00 | 0.00 | 12,500.00 | 12,500.00 |
| 22695 | CommunityAction 5/27/2008 | 0.00 | 0.00 | 0.00 | 0.00 | 0.00 | 0.00 | 0.00 | 0.00 | 0.00 | 0.00 | 0.00 | 0.00 | 12,500.00 | 12,500.00 |
| 18046 | Crown Point Villas 12/13/200 | 0.00 | 0.00 | 0.00 | 0.00 | 150,260.00 | 6,076.00 | 29,240.00 | 0.00 | 0.00 | 0.00 | 0.00 | 0.00 | 0.00 | 185,576.00 |
| 1 | Dubois-Pike-Warrick 9/27/2007 | 0.00 | 0.00 | 0.00 | 0.00 | 0.00 | 0.00 | 0.00 | 0.00 | 0.00 | 0.00 | 0.00 | 0.00 | 530.38 | 530.38 |
| 21441 | Dunn Mental Health Center,5/19/2008 | 0.00 | 200,000.00 | 0.00 | 0.00 | 0.00 | 0.00 | 0.00 | 0.00 | 0.00 | 0.00 | 0.00 | 0.00 | 0.00 | 200,000.00 |
| 22265 | Elkhart Housing 10/23/200 | 0.00 | 0.00 | 0.00 | 0.00 | 0.00 | 0.00 | 0.00 | 0.00 | 0.00 | 0.00 | 0.00 | 0.00 | 5,582.60 | 5,582.60 |
| 23071 | Elkhart Housing 10/23/200 | 0.00 | 0.00 | 0.00 | 0.00 | 0.00 | 0.00 | 0.00 | 0.00 | 0.00 | 0.00 | 0.00 | 0.00 | 5,582.60 | 5,582.60 |
| 23072 | Elkhart Housing 10/23/200 | 0.00 | 0.00 | 0.00 | 0.00 | 0.00 | 0.00 | 0.00 | 0.00 | 0.00 | 0.00 | 0.00 | 0.00 | 5,582.60 | 5,582.60 |
| 21442 | Emmanuel Nursery School 5/20/2008 | 0.00 | 0.00 | 0.00 | 0.00 | 0.00 | 9,712.50 | 125,000.00 | 0.00 | 0.00 | 0.00 | 0.00 | 0.00 | 7,500.00 | 142,212.50 |
| 22279 | Four Rivers Resource 2/4/2008 | 3,100.00 | 0.00 | 1,400.00 | 0.00 | 0.00 | 0.00 | 0.00 | 0.00 | 0.00 | 0.00 | 0.00 | 0.00 | 0.00 | 4,500.00 |
| 21338 | Fulton County Housing 11/29/200 | 31,425.96 | 0.00 | 0.00 | 0.00 | 0.00 | 0.00 | 0.00 | 0.00 | 5,421.01 | 0.00 | 0.00 | 0.00 | 23,406.30 | 60,253.27 |
| 20292 | Guerin, Inc. 9/26/2007 | 5,000.00 | 200,000.00 | 0.00 | 0.00 | 0.00 | 0.00 | 0.00 | 0.00 | 0.00 | 0.00 | 0.00 | 0.00 | 0.00 | 205,000.00 |
| 12735 | Haven House Services, 9/21/2007 | 0.00 | 0.00 | 0.00 | 0.00 | 0.00 | 0.00 | 7,000.00 | 0.00 | 0.00 | 0.00 | 0.00 | 0.00 | 0.00 | 7,000.00 |
| 12736 | Haven House Services, 9/21/2007 | 0.00 | 0.00 | 0.00 | 0.00 | 0.00 | 0.00 | 4,000.00 | 0.00 | 0.00 | 0.00 | 0.00 | 0.00 | 0.00 | 4,000.00 |
| 19362 | Hoosier Uplands Economic12/10/200 | 1,000.00 | 356,500.00 | 0.00 | 0.00 | 0.00 | 0.00 | 0.00 | 0.00 | 0.00 | 0.00 | 0.00 | 0.00 | 0.00 | 357,500.00 |
| 21384 | Hoosier Uplands Economic10/31/200 | 0.00 | 91,535.49 | 0.00 | 0.00 | 0.00 | 0.00 | 0.00 | 0.00 | 0.00 | 0.00 | 0.00 | 0.00 | 0.00 | 91,535.49 |
| 21726 | Housing Assistance 12/13/200 | 0.00 | 0.00 | 0.00 | 0.00 | 3,645.00 | 372.64 | 0.00 | 0.00 | 0.00 | 0.00 | 0.00 | 0.00 | 8,482.36 | 12,500.00 |
| 21940 | Housing Opportunities, Inc. 6/5/2008 | 1,250.00 | 0.00 | 0.00 | 0.00 | 0.00 | 63,549.00 | 0.00 | 5,216.00 | 0.00 | 0.00 | 0.00 | 0.00 | 0.00 | 70,015.00 |
| 21941 | Housing Opportunities, Inc. 6/5/2008 | 1,250.00 | 0.00 | 0.00 | 0.00 | 0.00 | 34,847.00 | 0.00 | 6,446.00 | 0.00 | 0.00 | 0.00 | 0.00 | 0.00 | 42,543.00 |
| 22422 | Housing Opportunities, Inc.11/26/200 | 0.00 | 0.00 | 0.00 | 0.00 | 0.00 | 0.00 | 0.00 | 0.00 | 25,420.18 | 0.00 | 0.00 | 0.00 | 0.00 | 25,420.18 |
| 23179 | Housing Opportunities, Inc.12/4/2007 | 0.00 | 5,000.00 | 0.00 | 0.00 | 100.00 | 0.00 | 0.00 | 0.00 | 0.00 | 0.00 | 0.00 | 0.00 | 0.00 | 5,100.00 |
| 23182 | Housing Opportunities, Inc.2/27/2008 | 0.00 | 0.00 | 0.00 | 0.00 | 0.00 | 0.00 | 0.00 | 0.00 | 47,368.71 | 0.00 | 0.00 | 0.00 | 0.00 | 47,368.71 |
| 23244 | Housing Opportunities, Inc.2/27/2008 | 0.00 | 5,000.00 | 0.00 | 0.00 | 0.00 | 0.00 | 0.00 | 0.00 | 0.00 | 0.00 | 0.00 | 0.00 | 300.00 | 5,300.00 |
| 22489 | Housing Partnerships, Inc.10/29/200 | 0.00 | 5,000.00 | 0.00 | 7,415.00 | 0.00 | 0.00 | 0.00 | 0.00 | 0.00 | 0.00 | 0.00 | 0.00 | 0.00 | 12,415.00 |
| 22490 | Housing Partnerships, Inc.11/21/200 | 0.00 | 0.00 | 0.00 | 11,270.00 | 0.00 | 0.00 | 12,500.00 | 10.00 | 0.00 | 0.00 | 0.00 | 0.00 | 0.00 | 23,780.00 |
| 22491 | Housing Partnerships, Inc.11/21/200 | 0.00 | 0.00 | 0.00 | 4,610.00 | 0.00 | 0.00 | 5,000.00 | 0.00 | 0.00 | 0.00 | 0.00 | 0.00 | 0.00 | 9,610.00 |
| 22492 | Housing Partnerships, Inc.11/21/200 | 0.00 | 5,000.00 | 0.00 | 1,245.00 | 0.00 | 0.00 | 0.00 | 0.00 | 0.00 | 0.00 | 0.00 | 0.00 | 0.00 | 6,245.00 |
| 22867 | Housing Partnerships, Inc.11/21/200 | 0.00 | 0.00 | 0.00 | 2,265.00 | 0.00 | 0.00 | 500.00 | 0.00 | 0.00 | 0.00 | 0.00 | 0.00 | 0.00 | 2,765.00 |
| 22868 | Housing Partnerships, Inc.11/21/200 | 0.00 | 0.00 | 0.00 | 8,160.00 | 0.00 | 0.00 | 500.00 | 0.00 | 0.00 | 0.00 | 0.00 | 0.00 | 0.00 | 8,660.00 |

HOME Match Report FY2007

| Project Number | Project Grantee Date of Number Contribution or Other ID | Donated Cash | FHLB-A HP Grant | Private Grant | Volunteer Labor | Donated Professional Services | Waived Fees and Permits | Value of Donated Land/ Building | Value of Donated Material | Private Mortgage Financing | Trust Fund Loan | Required Infrastructure | Bond Financing | Other | Total Match |
|----------------|---|-------------------|---------------------|-------------------|-------------------|-------------------------------|-------------------------|---------------------------------|---------------------------|----------------------------|-------------------|-------------------------|----------------|-------------------|-----------------------|
| 23087 | Housing Partnerships, Inc.3/12/2008 | 0.00 | 5,000.00 | 0.00 | 3,895.00 | 0.00 | 0.00 | 500.00 | 0.00 | 0.00 | 0.00 | 0.00 | 0.00 | 0.00 | 9,395.00 |
| 19528 | Human Services, Inc. 7/14/2007 | 0.00 | 185,714.00 | 0.00 | 0.00 | 0.00 | 0.00 | 0.00 | 0.00 | 0.00 | 0.00 | 0.00 | 0.00 | 0.00 | 185,714.00 |
| 21874 | Interlocal Community 10/5/2007 | 0.00 | 0.00 | 0.00 | 0.00 | 0.00 | 0.00 | 0.00 | 0.00 | 0.00 | 0.00 | 0.00 | 0.00 | 1,861.32 | 1,861.32 |
| | 7 Interlocal Community 10/5/2007 | 0.00 | 0.00 | 0.00 | 0.00 | 0.00 | 0.00 | 0.00 | 0.00 | 0.00 | 0.00 | 0.00 | 0.00 | 2,500.00 | 2,500.00 |
| | 9 Interlocal Community 10/5/2007 | 0.00 | 0.00 | 0.00 | 0.00 | 0.00 | 0.00 | 0.00 | 0.00 | 0.00 | 0.00 | 0.00 | 0.00 | 1,700.00 | 1,700.00 |
| 22379 | Jeffersonville Housing 1/18/2008 | 0.00 | 5,000.00 | 0.00 | 0.00 | 0.00 | 0.00 | 15,000.00 | 0.00 | 0.00 | 0.00 | 0.00 | 0.00 | 0.00 | 20,000.00 |
| 23338 | Jeffersonville Housing 1/28/2008 | 0.00 | 5,000.00 | 0.00 | 0.00 | 0.00 | 0.00 | 7,772.00 | 0.00 | 0.00 | 0.00 | 0.00 | 0.00 | 0.00 | 12,772.00 |
| 23344 | Jeffersonville Housing 1/28/2008 | 0.00 | 0.00 | 0.00 | 0.00 | 0.00 | 0.00 | 15,500.00 | 0.00 | 0.00 | 0.00 | 0.00 | 0.00 | 0.00 | 15,500.00 |
| 23450 | John H. Boner Community 6/12/2008 | 0.00 | 500,000.00 | 0.00 | 0.00 | 0.00 | 0.00 | 0.00 | 0.00 | 0.00 | 0.00 | 0.00 | 0.00 | 0.00 | 500,000.00 |
| 22387 | LaCasa of Goshen, Inc. 5/22/2008 | 32,250.00 | 114,000.00 | 103,110.00 | 50,109.00 | 0.00 | 0.00 | 0.00 | 0.00 | 0.00 | 0.00 | 0.00 | 0.00 | 58,532.00 | 358,001.00 |
| 22697 | LaCasa of Goshen, Inc. 5/22/2008 | 42,750.00 | 152,000.00 | 136,690.00 | 96,421.00 | 0.00 | 0.00 | 0.00 | 0.00 | 0.00 | 0.00 | 0.00 | 0.00 | 69,509.00 | 497,370.00 |
| 23677 | LaCasaofGoshen, Inc. 5/16/2008 | 0.00 | 5,000.00 | 0.00 | 0.00 | 0.00 | 0.00 | 0.00 | 0.00 | 0.00 | 0.00 | 0.00 | 0.00 | 0.00 | 5,000.00 |
| 23678 | LaCasaofGoshen, Inc. 5/16/2008 | 0.00 | 0.00 | 0.00 | 0.00 | 0.00 | 0.00 | 0.00 | 0.00 | 0.00 | 0.00 | 0.00 | 0.00 | 0.00 | 0.00 |
| 23679 | LaCasaofGoshen, Inc. 5/16/2008 | 0.00 | 5,000.00 | 0.00 | 0.00 | 0.00 | 0.00 | 0.00 | 0.00 | 0.00 | 0.00 | 0.00 | 0.00 | 0.00 | 5,000.00 |
| 23680 | LaCasaofGoshen, Inc. 5/16/2008 | 0.00 | 3,000.00 | 0.00 | 0.00 | 0.00 | 0.00 | 0.00 | 0.00 | 0.00 | 0.00 | 0.00 | 0.00 | 0.00 | 3,000.00 |
| 23848 | LaCasaofGoshen, Inc. 6/19/2008 | 0.00 | 0.00 | 0.00 | 0.00 | 0.00 | 0.00 | 0.00 | 0.00 | 0.00 | 0.00 | 0.00 | 0.00 | 117,500.00 | 117,500.00 |
| 21811 | Lincoln Hills Development 10/18/200 | 0.00 | 0.00 | 0.00 | 0.00 | 0.00 | 0.00 | 0.00 | 0.00 | 0.00 | 0.00 | 0.00 | 0.00 | 115.00 | 115.00 |
| | 3 Lincoln Hills Development 10/5/2007 | 0.00 | 0.00 | 0.00 | 0.00 | 0.00 | 0.00 | 0.00 | 0.00 | 0.00 | 0.00 | 0.00 | 0.00 | 1,152.79 | 1,152.79 |
| 22234 | New Hope Services, Inc. 12/22/200 | 0.00 | 132,217.88 | 0.00 | 0.00 | 0.00 | 0.00 | 0.00 | 0.00 | 0.00 | 0.00 | 0.00 | 0.00 | 0.00 | 132,217.88 |
| 21866 | Ohio Valley Opportunities 9/18/2007 | 0.00 | 0.00 | 0.00 | 0.00 | 0.00 | 0.00 | 0.00 | 2,100.00 | 0.00 | 0.00 | 0.00 | 0.00 | 2,100.00 | 2,100.00 |
| 21536 | Opportunity Housing, Inc. 6/3/2008 | 0.00 | 0.00 | 0.00 | 0.00 | 0.00 | 0.00 | 0.00 | 0.00 | 0.00 | 0.00 | 0.00 | 0.00 | 18,664.34 | 18,664.34 |
| 21928 | Opportunity Housing, Inc. 8/16/2007 | 0.00 | 0.00 | 0.00 | 0.00 | 0.00 | 0.00 | 0.00 | 0.00 | 0.00 | 0.00 | 0.00 | 0.00 | 11,210.88 | 11,210.88 |
| 21929 | Opportunity Housing, Inc. 8/16/2007 | 0.00 | 0.00 | 0.00 | 0.00 | 0.00 | 0.00 | 0.00 | 0.00 | 0.00 | 0.00 | 0.00 | 0.00 | 11,847.95 | 11,847.95 |
| 22316 | Opportunity Housing, Inc. 6/3/2008 | 0.00 | 0.00 | 0.00 | 0.00 | 0.00 | 0.00 | 0.00 | 0.00 | 0.00 | 0.00 | 0.00 | 0.00 | 12,566.75 | 12,566.75 |
| 21975 | Pathfinder Services Inc 8/21/2007 | 0.00 | 5,000.00 | 0.00 | 0.00 | 0.00 | 0.00 | 0.00 | 0.00 | 0.00 | 0.00 | 0.00 | 0.00 | 0.00 | 5,000.00 |
| 22465 | Pathfinder Services Inc 10/12/200 | 0.00 | 5,000.00 | 0.00 | 0.00 | 0.00 | 0.00 | 0.00 | 0.00 | 0.00 | 0.00 | 0.00 | 0.00 | 0.00 | 5,000.00 |
| 22627 | Pathfinder Services Inc 10/31/200 | 0.00 | 0.00 | 5,000.00 | 0.00 | 0.00 | 0.00 | 0.00 | 0.00 | 0.00 | 0.00 | 0.00 | 0.00 | 0.00 | 5,000.00 |
| 22628 | Pathfinder Services Inc 12/17/200 | 0.00 | 5,000.00 | 0.00 | 0.00 | 0.00 | 0.00 | 0.00 | 0.00 | 0.00 | 0.00 | 0.00 | 0.00 | 0.00 | 5,000.00 |
| 22629 | Pathfinder Services Inc 12/13/200 | 0.00 | 0.00 | 5,000.00 | 0.00 | 0.00 | 0.00 | 0.00 | 0.00 | 0.00 | 0.00 | 0.00 | 0.00 | 0.00 | 5,000.00 |
| 22630 | Pathfinder Services Inc 12/19/200 | 0.00 | 5,000.00 | 0.00 | 0.00 | 0.00 | 0.00 | 0.00 | 0.00 | 0.00 | 0.00 | 0.00 | 0.00 | 0.00 | 5,000.00 |
| 22631 | Pathfinder Services Inc 10/31/200 | 0.00 | 0.00 | 5,000.00 | 0.00 | 0.00 | 0.00 | 0.00 | 0.00 | 0.00 | 0.00 | 0.00 | 0.00 | 0.00 | 5,000.00 |
| 22923 | Pathfinder Services Inc 12/14/200 | 0.00 | 5,000.00 | 0.00 | 0.00 | 0.00 | 0.00 | 0.00 | 0.00 | 0.00 | 0.00 | 0.00 | 0.00 | 0.00 | 5,000.00 |
| 23124 | Pathfinder Services Inc 2/28/2008 | 0.00 | 4,550.00 | 0.00 | 0.00 | 0.00 | 0.00 | 0.00 | 0.00 | 0.00 | 0.00 | 0.00 | 0.00 | 0.00 | 4,550.00 |
| 23652 | Pathfinder Services Inc 6/17/2008 | 0.00 | 5,000.00 | 0.00 | 0.00 | 0.00 | 0.00 | 0.00 | 0.00 | 0.00 | 0.00 | 0.00 | 0.00 | 0.00 | 5,000.00 |
| 21658 | Providence Housing 12/8/2007 | 0.00 | 5,000.00 | 0.00 | 0.00 | 0.00 | 0.00 | 0.00 | 0.00 | 0.00 | 0.00 | 0.00 | 0.00 | 0.00 | 5,000.00 |
| 22096 | Providence Housing 8/27/2007 | 0.00 | 269,750.00 | 0.00 | 0.00 | 0.00 | 0.00 | 0.00 | 0.00 | 0.00 | 0.00 | 0.00 | 0.00 | 0.00 | 269,750.00 |
| 22462 | Providence Housing 8/9/2007 | 0.00 | 5,000.00 | 0.00 | 0.00 | 0.00 | 0.00 | 0.00 | 0.00 | 1,972.10 | 0.00 | 0.00 | 0.00 | 0.00 | 6,972.10 |
| 22463 | Providence Housing 8/9/2007 | 0.00 | 5,000.00 | 0.00 | 0.00 | 0.00 | 0.00 | 0.00 | 0.00 | 1,972.08 | 0.00 | 0.00 | 0.00 | 0.00 | 6,972.08 |
| 22464 | Providence Housing 8/9/2007 | 0.00 | 5,000.00 | 0.00 | 0.00 | 0.00 | 0.00 | 0.00 | 0.00 | 2,111.96 | 0.00 | 0.00 | 0.00 | 0.00 | 7,111.96 |
| 19966 | Quality Housing 8/2/2007 | 0.00 | 42,390.21 | 0.00 | 0.00 | 0.00 | 0.00 | 177,419.35 | 0.00 | 0.00 | 0.00 | 0.00 | 0.00 | 12,520.99 | 232,330.55 |
| 20655 | Rising Sun and Ohio 8/7/2007 | 289,462.00 | 0.00 | 0.00 | 0.00 | 0.00 | 1,653.00 | 0.00 | 0.00 | 0.00 | 132,740.94 | 0.00 | 0.00 | 10,642.74 | 434,498.68 |
| 20758 | Southern Indiana 10/12/200 | 0.00 | 0.00 | 0.00 | 0.00 | 0.00 | 0.00 | 0.00 | 0.00 | 0.00 | 0.00 | 0.00 | 0.00 | 156,000.00 | 156,000.00 |
| 22368 | Southern Indiana 6/19/2008 | 0.00 | 0.00 | 0.00 | 0.00 | 10,000.00 | 0.00 | 0.00 | 0.00 | 0.00 | 0.00 | 0.00 | 0.00 | 45,553.00 | 55,553.00 |
| 20592 | Southern Indiana Housing 12/19/200 | 66,100.00 | 300,000.00 | 0.00 | 0.00 | 0.00 | 0.00 | 0.00 | 0.00 | 0.00 | 0.00 | 0.00 | 0.00 | 0.00 | 366,100.00 |
| 20864 | Turning Point Housing, Inc12/7/2007 | 0.00 | 0.00 | 0.00 | 0.00 | 2,285.00 | 0.00 | 14,140.00 | 891.00 | 0.00 | 0.00 | 0.00 | 0.00 | 0.00 | 17,316.00 |
| TOTALS: | | 487,000.78 | 2,999,144.30 | 258,700.00 | 185,390.00 | 166,290.00 | 151,810.14 | 437,071.35 | 25,014.65 | 88,623.85 | 182,092.48 | 66,590.28 | 0.00 | 755,884.07 | \$5,803,611.90 |

IHEDA Awards (HOME-CHDO-CDG)

| Contact_Alphabetical | GI_Proj_County | GI_Program | GI_Key | GI_Description | GI_BoardAwdDate | GI_Ant_Units | GI_Ant_Ben | GI_Current_Award | GI_Tot_Proj | GI_GrantEx_Date | GI_Status |
|---|----------------|------------|------------|---|-----------------|--------------|------------|------------------|----------------|-----------------|-----------|
| Affordable Housing Corporation of Marion, Indiana | Grant | HOME | DC-007-007 | HEC/DPA | 10/25/2007 | 35 | 35 | \$188,611.00 | \$188,611.11 | 2/7/2008 | OPEN |
| Affordable Housing Corporation of Marion, Indiana | Grant | CHDO | HM-007-004 | Transitional Housing - New Construction | 3/15/2008 | 11 | 11 | \$546,000.00 | \$696,000.00 | 5/1/2008 | OPEN |
| Area IV Development, Inc. | Tiptecanoe | CHDO | CW-007-008 | CHDO Operating Funds | 1/24/2008 | 0 | 0 | \$70,000.00 | \$70,000.00 | 3/24/2008 | OPEN |
| Bicknell | Knox | HDF | HD-007-021 | Homeowner Repair & Improvement | 2/28/2008 | 19 | 45 | \$150,000.00 | \$300,850.00 | 3/13/2008 | OPEN |
| Bloomfield | Greene | HDF | HD-007-023 | Owner-Occupied Rehabilitation | 2/28/2008 | 20 | 41 | \$140,000.00 | \$330,625.00 | 3/10/2008 | OPEN |
| Bloomington Restorations, Inc. | Monroe | CHDO | CW-007-002 | CHDO Operating Funds | 9/20/2007 | 0 | 0 | \$57,500.00 | \$70,000.00 | 11/15/2007 | OPEN |
| Bloomington Restorations, Inc. | Monroe | CHDO | CH-007-011 | Homebuyer - New Construction | 2/22/2008 | 2 | 0 | \$80,000.00 | \$239,800.00 | | PENDING |
| Brown County | Brown | HDF | HD-007-020 | Homeowner Repair & Improvement | 2/28/2008 | 21 | 57 | \$150,000.00 | \$330,000.00 | | PENDING |
| Camden | Carroll | HDF | HD-007-003 | Owner-Occupied Rehabilitation | 10/25/2007 | 13 | 27 | \$216,450.00 | \$243,625.00 | 12/14/2007 | OPEN |
| Catholic Charities Indianapolis | Marion | HOME | TB-008-002 | Tenant Based Rental Assistance | 3/27/2008 | | | \$200,000.00 | \$200,000.00 | | OPEN |
| Centerville | Wayne | HDF | HD-007-010 | Owner-Occupied Rehabilitation | 10/25/2007 | 20 | 50 | \$150,000.00 | \$310,000.00 | 1/8/2008 | OPEN |
| Chesterfield | Madison | HDF | HD-007-004 | Owner-Occupied Rehabilitation | 10/25/2007 | 19 | 46 | \$225,000.00 | \$337,775.00 | 12/12/2007 | OPEN |
| City of Union City | Randolph | HDF | HD-007-008 | Owner-Occupied Rehabilitation | 10/25/2007 | 20 | 35 | \$150,000.00 | \$301,000.00 | 12/18/2007 | OPEN |
| Community Action Program Inc of Western Indiana | Warren | HOME | CH-007-013 | Rental - New Construction | 2/22/2008 | 4 | 16 | \$232,600.00 | \$418,200.00 | 4/16/2008 | OPEN |
| Community Action Program Inc of Western Indiana | Vermillion | CHDO | HM-007-007 | Rental - New Construction | 6/2/2008 | 8 | 28 | \$450,310.00 | \$800,600.00 | 6/23/2008 | OPEN |
| Community Action Program of Evansville and Vanderburgh County, Inc. | Gibson | HOME | CW-007-003 | CHDO Operating Funds | 9/20/2007 | 0 | 0 | \$70,000.00 | \$0.00 | 10/15/2007 | OPEN |
| Community Action Program of Evansville and Vanderburgh County, Inc. | Vanderburgh | HOME | DC-007-004 | HEC/DPA | 10/25/2007 | 0 | 22 | \$75,000.00 | \$75,000.00 | 2/29/2008 | OPEN |
| Dearborn County | Dearborn | HDF | HD-007-025 | Homeowner Repair & Improvement | 2/28/2008 | 20 | 30 | \$140,000.00 | \$326,800.00 | 4/11/2008 | OPEN |
| Decker | Knox | HDF | HD-007-016 | Homeowner Repair & Improvement | 2/28/2008 | 10 | 18 | \$75,000.00 | \$150,070.00 | 4/11/2008 | OPEN |
| Dugger | Sullivan | HDF | HD-007-001 | Owner-Occupied Rehabilitation | 10/25/2007 | 20 | 47 | \$300,000.00 | \$300,500.00 | 1/7/2008 | OPEN |
| Exodus Refugee Immigration | Marion | HOME | TB-008-003 | Tenant Based Rental Assistance | 3/27/2008 | | | \$200,000.00 | \$200,000.00 | | OPEN |
| Four Rivers Resource Services, Inc. | Greene | CHDO | CW-007-009 | CHDO Operating Funds | 1/24/2008 | 0 | 0 | \$70,000.00 | \$70,000.00 | 4/8/2008 | OPEN |
| Four Rivers Resource Services, Inc. | Greene | HOME | PD-007-003 | CHDO Predevelopment Loan | 1/4/2008 | 32 | 64 | \$14,500.00 | \$30,000.00 | 3/13/2008 | OPEN |
| Four Rivers Resource Services, Inc. | Greene | HOME | PS-007-003 | CHDO Seed Money Loan | 1/4/2008 | 32 | 64 | \$15,500.00 | \$30,000.00 | | PENDING |
| Four Rivers Resource Services, Inc. | Sullivan | CHDO | CH-007-016 | Homebuyer - New Construction | 2/22/2008 | 1 | 0 | \$53,000.00 | \$143,206.00 | 4/8/2008 | OPEN |
| Greenfield | Hancock | HDF | HD-007-015 | Homeowner Repair & Improvement | 2/28/2008 | 19 | 48 | \$152,367.00 | \$337,490.00 | 3/13/2008 | OPEN |
| Guerin, Inc. | Floyd | CHDO | CW-007-004 | CHDO Operating Funds | 9/20/2007 | 0 | 0 | \$50,000.00 | \$0.00 | 10/16/2007 | OPEN |
| Guerin, Inc. | Floyd | IH | IH-007-001 | Permanent Supportive Housing-New Construction | 10/25/2007 | | | \$245,000.00 | | 1/21/2007 | OPEN |
| Hagerstown | Wayne | HDF | HD-007-027 | Owner-Occupied Rehabilitation | 2/28/2008 | 19 | 46 | \$150,000.00 | \$305,000.00 | 4/2/2008 | OPEN |
| Hamilton County Area Neighborhood Development, Inc. | Hamilton | CHDO | CH-007-007 | Homebuyer - New Construction | 9/4/2007 | 3 | 12 | \$157,500.00 | \$496,169.00 | 10/11/2007 | OPEN |
| Hoosier Uplands Economic Development Corporation | Crawford | CHDO | CW-007-005 | CHDO Operating Funds | 9/20/2007 | 0 | 0 | \$50,000.00 | \$0.00 | 10/18/2007 | OPEN |
| Hoosier Uplands Economic Development Corporation | Orange | HOME | PD-007-002 | CHDO Predevelopment Loan | 1/4/2008 | 16 | 40 | \$7,000.00 | \$30,000.00 | 1/15/2008 | OPEN |
| Hoosier Uplands Economic Development Corporation | Orange | HOME | PS-007-002 | CHDO Seed Money Loan | 1/4/2008 | 16 | 40 | \$23,000.00 | \$30,000.00 | 1/15/2008 | OPEN |
| HOPE of Evansville Inc. | Vanderburgh | HOME | DC-007-003 | HEC/DPA | 10/25/2007 | 40 | 145 | \$155,000.00 | \$155,000.00 | 2/7/2008 | OPEN |
| Housing Opportunities of Warsaw, Indiana, Inc. | Kosciusko | CHDO | HM-007-009 | Homebuyer - New Construction | 5/21/2008 | 12 | 48 | \$546,000.00 | \$1,550,428.00 | | PENDING |
| Housing Opportunities, Inc. | Porter | HOME | DC-007-001 | HEC/DPA | 10/25/2007 | 0 | 30 | \$150,000.00 | \$150,000.00 | 3/17/2008 | OPEN |
| Housing Opportunities, Inc. | LaPorte | CHDO | CH-007-014 | Homebuyer - New Construction | 2/22/2008 | 5 | 21 | \$250,000.00 | \$1,302,500.00 | 3/28/2008 | OPEN |
| Housing Partnerships, Inc. | Bartholomew | CHDO | HM-007-006 | Rental Rehabilitation | 2/22/2008 | 15 | 41 | \$750,000.00 | \$1,934,695.00 | 4/29/2008 | OPEN |
| Jasonville | Greene | HDF | HD-007-009 | Owner-Occupied Rehabilitation | 10/25/2007 | 21 | 60 | \$150,000.00 | \$340,625.00 | 12/14/2007 | OPEN |
| Jeffersonville Housing Services Corporation | Clark | CHDO | CH-007-012 | Homebuyer - New Construction | 2/22/2008 | 3 | 10 | \$90,000.00 | \$90,000.00 | 4/2/2008 | OPEN |
| LaCasa of Goshen, Inc. | Elkhart | HOME | DC-007-005 | HEC/DPA | 10/25/2007 | 150 | 240 | \$412,000.00 | \$412,000.00 | 2/15/2008 | OPEN |
| LaCasa of Goshen, Inc. | Elkhart | CHDO | CH-007-010 | Rental Rehabilitation | 11/7/2007 | 18 | 72 | \$750,000.00 | | 6/10/2008 | OPEN |
| Lafayette Transitional Housing Center, Inc. | Tiptecanoe | HOME | HM-007-005 | Permanent Supportive Housing-Rehabilitation | 3/15/2008 | 24 | 24 | \$575,000.00 | \$1,930,925.00 | | PENDING |
| Lincoln Hills Development Corporation | Crawford | CHDO | HM-007-008 | Rental Rehabilitation | 6/2/2008 | 42 | 46 | \$750,000.00 | \$750,000.00 | 6/30/2008 | OPEN |
| Linton | Greene | HDF | HD-007-005 | Owner-Occupied Rehabilitation | 10/25/2007 | 20 | 44 | \$225,000.00 | \$337,501.00 | 12/18/2007 | OPEN |
| Logansport | Cass | HDF | HD-007-017 | Owner-Occupied Rehabilitation | 2/28/2008 | 15 | 43 | \$112,250.00 | \$248,100.00 | 4/14/2008 | PENDING |
| Monroe County | Monroe | HDF | HD-007-013 | Emergency Shelter - New Construction | 1/25/2008 | 25 | 271 | \$400,000.00 | \$465,465.00 | | PENDING |
| Opportunity Housing, Inc. of Putnam County | Putnam | CHDO | CW-007-010 | CHDO Operating Funds | 1/24/2008 | 0 | 0 | \$70,000.00 | \$70,000.00 | 3/3/2008 | OPEN |
| PACE Community Action Agency, Inc. | Knox | CHDO | CW-007-006 | CHDO Operating Funds | 9/20/2007 | 0 | 0 | \$70,000.00 | \$0.00 | 10/18/2007 | OPEN |
| PACE Community Action Agency, Inc. | Knox | HOME | PD-007-001 | CHDO Predevelopment Loan | 1/4/2008 | 32 | 70 | \$14,500.00 | \$30,000.00 | 4/9/2008 | OPEN |
| PACE Community Action Agency, Inc. | Knox | HOME | PS-007-001 | CHDO Seed Money Loan | 1/4/2008 | 32 | 70 | \$15,500.00 | \$30,000.00 | 4/9/2008 | PENDING |
| PACE Community Action Agency, Inc. | Daviess | CHDO | CH-007-009 | Rental Rehabilitation | 9/4/2007 | 3 | 10 | \$142,550.00 | \$1,903,295.00 | 11/9/2007 | OPEN |
| PACE Community Action Agency, Inc. | Daviess | CHDO | CH-007-017 | Rental Rehabilitation | 4/4/2008 | 4 | 14 | \$194,800.00 | \$1,036,098.00 | 7/30/2008 | PENDING |
| Pathfinder Services Inc | Huntington | CHDO | CW-007-007 | CHDO Operating Funds | 9/20/2007 | 0 | 0 | \$50,000.00 | \$70,000.00 | 10/12/2007 | OPEN |
| Pathfinder Services Inc | Huntington | HOME | DC-007-009 | HEC/DPA | 10/25/2007 | 34 | 34 | \$180,000.00 | \$180,000.00 | 2/11/2008 | OPEN |
| Perry County | Perry | HDF | HD-007-024 | Homeowner Repair & Improvement | 2/28/2008 | 20 | 28 | \$140,000.00 | \$302,000.00 | 3/24/2008 | OPEN |
| Rural Opportunities Housing Corporation of Indiana | Delaware | HOME | DC-007-002 | HEC/DPA | 10/25/2007 | 20 | 65 | \$112,500.00 | \$112,500.00 | 1/30/2008 | OPEN |
| Rushville | Rush | HDF | HD-007-012 | Owner-Occupied Rehabilitation | 10/25/2007 | 21 | 43 | \$142,228.00 | \$323,456.00 | 12/12/2007 | OPEN |
| Southeastern Indiana Community Preservation & Development Corp | Ripley | HOME | DC-007-008 | HEC/DPA | 10/25/2007 | 148 | 148 | \$400,000.00 | \$400,000.00 | 2/21/2008 | OPEN |
| Southern Indiana Homeownership, Inc. | Knox | HOME | DC-007-006 | HEC/DPA | 10/25/2007 | 0 | 98 | \$100,000.00 | \$100,000.00 | 4/15/2008 | OPEN |
| Tell City | Perry | HDF | HD-007-006 | Owner-Occupied Rehabilitation | 10/25/2007 | 21 | 31 | \$225,000.00 | \$345,000.00 | 11/28/2007 | OPEN |
| The Affordable Housing Corporation of Marion, Indiana | Grant | CHDO | CH-007-015 | Homebuyer - New Construction | 2/22/2008 | 10 | 30 | \$530,000.00 | \$1,396,500.00 | 4/4/2008 | OPEN |
| The Board of Commissioners of the County of Noble | Noble | HDF | HD-007-011 | Farmworker Housing - New Construction | 10/25/2007 | 3 | 7 | \$140,000.00 | \$159,000.00 | 12/12/2007 | OPEN |
| Town of Edwardsport | Knox | HDF | HD-007-026 | Owner-Occupied Rehabilitation | 2/28/2008 | 14 | 35 | \$100,250.00 | \$230,621.00 | 4/25/2008 | OPEN |
| Town of Geneva | Adams | HDF | HD-007-014 | Farmworker Housing - New Construction | 2/28/2008 | 30 | 30 | \$235,000.00 | \$340,000.00 | 3/17/2008 | OPEN |

IHCDA Awards (HOME-CHDO-CDG)

| Contact_Alphabetical | GI_Proj_County | GI_Program | GI_Key | GI_Description | GI_BoardAwdDate | GI_Ant_Units | GI_Ant_Ben | GI_Current_Award | GI_Tot_Proj | GI_GrantEx_Date | GI_Status |
|---|----------------|------------|------------|--------------------------------|-----------------|--------------|--------------|------------------------|------------------------|-----------------|-----------|
| Town of Lyons | Greene | HDF | HD-007-019 | Homeowner Repair & Improvement | 2/28/2008 | 20 | 41 | \$150,000.00 | \$300,200.00 | 4/2/2008 | OPEN |
| Town of Monroe City | Knox | HDF | HD-007-022 | Homeowner Repair & Improvement | 2/28/2008 | 20 | 47 | \$150,000.00 | \$300,135.00 | 3/10/2008 | OPEN |
| Town of Syracuse | Kosciusko | HDF | HD-007-018 | Homeowner Repair & Improvement | 2/28/2008 | 5 | 22 | \$75,000.00 | \$96,075.00 | 3/14/2008 | OPEN |
| Town of Syracuse | Kosciusko | HDF | HD-007-007 | Owner-Occupied Rehabilitation | 10/25/2007 | 10 | 23 | \$75,000.00 | \$184,650.00 | 12/4/2007 | OPEN |
| Town of Wilkinson | Hancock | HDF | HD-007-002 | Owner-Occupied Rehabilitation | 10/25/2007 | 11 | 32 | \$185,000.00 | \$209,050.00 | 12/7/2007 | OPEN |
| Universal Housing Development Corporation | Marion | HOME | DC-007-010 | HEC/DPA | 10/25/2007 | 0 | 11 | \$55,000.00 | \$55,000.00 | 4/2/2008 | OPEN |
| TOTAL | | | | | | 1,228 | 2,806 | \$13,721,916.00 | \$25,202,140.11 | | |

IHCDA Awards Closed (HOME-CHDO-CDBG)

| GI Grantee | GI Description | GI_Key | GI_Status | GI_Program | Grant | GI_Original_Award | GI_Current_Award | GI_Reversion | GI_ActualUnits | GI_ActualBen | GI_IHFA_Closeout_Date | GI_BinNumber |
|---|---|------------|-----------|------------|------------|------------------------|------------------------|--------------|----------------|--------------|-----------------------|--------------|
| Acorn Housing Corporation | Homeownership Education & Counseling | HC-005-001 | CLOSED | HOME | HOME | \$58,500.00 | \$12,565.86 | \$45,934.14 | | | 8/28/2007 | |
| Bloomington Restorations Inc | CHDO Operating Funds | CW-005-002 | CLOSED | CHDO | CHDO | \$70,000.00 | \$70,000.00 | \$0.00 | | | 10/12/2007 | |
| Blue River Services, Inc. | CHDO Predevelopment Loan | PD-005-001 | CLOSED | CHDO | CHDO | \$30,000.00 | \$30,000.00 | | | | 5/28/2008 | |
| Blue River Services, Inc. | Rental Rehabilitation | CH-003-024 | CLOSED | CHDO | CHDO | \$450,000.00 | \$450,000.00 | | | | 5/30/2008 | |
| Blue River Services, Inc. | Transitional Housing - Rehabilitation | CH-005-004 | CLOSED | CHDO | CHDO | \$168,000.00 | \$165,186.49 | \$2,813.51 | 4 | 6 | 10/19/2007 | |
| City Of Aurora | Owner-Occupied Rehabilitation | HD-005-022 | CLOSED | HDF | CDBG | \$150,000.00 | \$150,000.00 | | | | 6/2/2008 | |
| City of Columbia City | Owner-Occupied Rehabilitation | HD-004-008 | CLOSED | HDF | CDBG | \$200,000.00 | \$200,000.00 | | | | 12/7/2007 | |
| City of Logansport | Owner-Occupied Rehabilitation | HD-005-005 | CLOSED | HDF | CDBG | \$238,000.00 | \$238,000.00 | | | | 3/31/2008 | |
| City of Madison | Owner-Occupied Rehabilitation | HD-005-006 | CLOSED | HDF | CDBG | \$225,000.00 | \$224,790.03 | \$209.97 | 20 | 38 | 8/28/2007 | |
| City of Mitchell | Owner-Occupied Rehabilitation | HD-005-017 | CLOSED | HDF | CDBG | \$300,000.00 | \$259,637.47 | \$40,362.53 | | | 3/13/2008 | |
| City of New Castle | Owner-Occupied Rehabilitation | HD-005-015 | CLOSED | HDF | CDBG | \$300,000.00 | \$300,000.00 | | | | 1/31/2008 | |
| City of Plymouth | Owner-Occupied Rehabilitation | HD-005-008 | CLOSED | HDF | CDBG | \$124,988.00 | \$124,988.00 | | | | 9/18/2007 | |
| Community Action of East Central Indiana Incorporated | Owner-Occupied Rehabilitation | OR-006-005 | CLOSED | HOME | HOME | \$101,776.00 | \$92,443.66 | \$9,332.34 | | | 6/24/2008 | |
| Community Action of Northeast Indiana Inc | Owner-Occupied Rehabilitation | OR-006-007 | CLOSED | HOME | HOME | \$205,893.00 | \$282,607.57 | | | | 6/19/2008 | |
| Community Action Program Inc of Western Indiana | Homebuyer - New Construction | CH-004-002 | CLOSED | CHDO | CHDO | \$526,500.00 | \$526,500.00 | \$0.00 | 10 | 32 | 10/2/2007 | |
| Community Action Program Inc of Western Indiana | Rental - New Construction | CH-004-003 | CLOSED | CHDO | CHDO | \$263,000.00 | \$263,000.00 | \$0.00 | 5 | 16 | 10/3/2007 | |
| Community Action Program of Evansville and Vanderburgh County, Inc. | CHDO Predevelopment Loan | PD-006-001 | CLOSED | CHDO | CHDO | \$30,000.00 | \$0.00 | \$30,000.00 | | | 8/15/2007 | |
| Elkhart Association of River Neighborhoods, Inc. | Homebuyer - Rehabilitation | CH-000-008 | CLOSED | CHDO | CHDO | \$80,000.00 | \$80,000.00 | | | | 12/11/2007 | |
| Elkhart Housing Partnership, Inc. | CHDO Operating Funds | CW-005-003 | CLOSED | CHDO | CHDO | \$70,000.00 | \$70,000.00 | | | | 3/10/2008 | |
| Elkhart Housing Partnership, Inc. | Lease Purchase - Rehabilitation | CH-000-017 | CLOSED | CHDO | CHDO | \$300,000.00 | \$296,183.90 | \$3,816.10 | 9 | 29 | 11/19/2007 | |
| Elkhart Housing Partnership, Inc. | Rental - New Construction | CH-005-006 | CLOSED | CHDO | CHDO | \$313,500.00 | \$313,500.00 | | | | 3/10/2008 | |
| Fulton County Housing Authority, Inc. | Rental - New Construction | HM-004-002 | CLOSED | HOME | RHTC Combo | \$460,000.00 | \$460,000.00 | | | | 12/11/2007 | IN-04-00600 |
| Gas City Historical Society Inc | Rental Rehabilitation | HM-004-004 | CLOSED | HOME | RHTC Combo | \$440,000.00 | \$440,000.00 | | | | 4/28/2008 | IN-03-00800 |
| Guerin, Inc. | Rental - New Construction | CH-005-010 | CLOSED | CHDO | CHDO | \$440,000.00 | \$440,000.00 | | | | 1/17/2008 | |
| Habitat for Humanity of Grant County, Inc. | HOC/DPA | HM-003-022 | CLOSED | HOME | HOME | \$64,000.00 | \$64,000.00 | | | | 11/30/2007 | |
| Haven House Services, Inc. | CHDO Operating Funds | CW-002-014 | CLOSED | CHDO | CHDO | \$30,000.00 | \$30,000.00 | | 0 | | 2/29/2008 | |
| Housing Opportunities of Warsaw, Indiana, Inc. | CHDO Operating Funds | CW-005-005 | CLOSED | CHDO | CHDO | \$70,000.00 | \$70,000.00 | | | | 2/14/2008 | |
| Housing Opportunities of Warsaw, Indiana, Inc. | CHDO Predevelopment Loan | PD-003-003 | CLOSED | CHDO | CHDO | \$25,000.00 | \$25,000.00 | \$0.00 | | | 8/9/2007 | |
| Housing Opportunities of Warsaw, Indiana, Inc. | CHDO Seed Money Loan | PS-003-001 | CLOSED | CHDO | CHDO | \$5,000.00 | \$5,000.00 | \$0.00 | | | 8/9/2007 | |
| Housing Opportunities, Inc. | Permanent Supportive Housing-Rehabilitation | CH-005-012 | CLOSED | CHDO | CHDO | \$320,000.00 | \$320,000.00 | \$0.00 | 8 | 13 | 10/3/2007 | |
| Housing Opportunities, Inc. | Rental Rehabilitation | CH-005-021 | CLOSED | CHDO | CHDO | \$320,000.00 | \$320,000.00 | | | | 11/19/2007 | |
| Indiana Association for Community Economic Development Inc | HOME Subrecipient Agreement | SR-02-10 | CLOSED | HOME | HOME | \$169,000.00 | \$169,000.00 | | | | 5/29/2008 | |
| Interlocal Community Action Program Inc | Owner-Occupied Rehabilitation | OR-006-014 | CLOSED | HOME | HOME | \$100,227.00 | \$100,227.00 | | | | 2/27/2008 | |
| Jeffersonville Housing Services Corporation | Homebuyer - New Construction | CH-003-010 | CLOSED | CHDO | CHDO | \$135,000.00 | \$135,000.00 | | | | 2/15/2008 | |
| Jobsource, Inc. | Owner-Occupied Rehabilitation | OR-006-015 | CLOSED | HOME | HOME | \$72,202.00 | \$72,202.00 | | | | 2/21/2008 | |
| LaCasa of Goshen, Inc. | Homeownership Education & Counseling | HC-005-005 | CLOSED | HOME | HOME | \$193,230.00 | \$193,230.00 | | | | 2/28/2008 | |
| Mennonite Disabilities Committee, Inc. | Rental - New Construction | HM-000-006 | CLOSED | HOME | HOME | \$224,210.00 | \$224,210.00 | \$0.00 | 6 | 6 | 4/4/2008 | |
| New Hope Services Inc | Homeownership Education & Counseling | HC-005-006 | CLOSED | HOME | HOME | \$124,650.00 | \$50,010.17 | \$74,639.83 | | | 8/8/2007 | |
| Ohio Valley Opportunities Inc | Rental - New Construction | CH-004-001 | CLOSED | CHDO | RHTC Combo | \$400,000.00 | \$400,000.00 | | | | 5/30/2008 | IN-04-02500 |
| Pathfinder Services Inc | CHDO Operating Funds | CW-005-007 | CLOSED | CHDO | CHDO | \$70,000.00 | \$70,000.00 | | | | 2/13/2008 | |
| Pathfinder Services Inc | Homeownership Education & Counseling | HC-005-008 | CLOSED | HOME | HOME | \$164,700.00 | \$164,700.00 | | | | 2/21/2008 | |
| Pathfinder Services Inc | Transitional Housing - Rehabilitation | CH-005-031 | CLOSED | CHDO | CHDO | \$121,450.00 | \$121,450.00 | | | | 11/30/2007 | |
| Pathway to Recovery, Inc. | Permanent Supportive Housing-Rehabilitation | HM-004-008 | CLOSED | HOME | HOME | \$241,000.00 | \$164,802.00 | \$76,198.00 | 11 | 27 | 8/8/2007 | |
| Providence Housing Corporation | Rental - New Construction | CH-006-007 | CLOSED | CHDO | CHDO | \$440,000.00 | \$440,000.00 | | | | 3/31/2008 | |
| REAL Services, Inc. | Owner-Occupied Rehabilitation | OR-006-020 | CLOSED | HOME | HOME | \$189,780.00 | \$189,780.00 | | | | 2/21/2008 | |
| Rural Opportunities Housing Corporation of Indiana | Homebuyer - New Construction | CH-004-008 | CLOSED | CHDO | CHDO | \$180,697.00 | \$180,697.00 | | | | 1/25/2008 | |
| Rural Opportunities Housing Corporation of Indiana | Homeownership Education & Counseling | HC-005-009 | CLOSED | HOME | HOME | \$41,850.00 | \$41,850.00 | | | | 11/28/2007 | |
| The Affordable Housing Corporation of Marion, Indiana | CHDO Operating Funds | CW-005-001 | CLOSED | CHDO | CHDO | \$70,000.00 | \$70,000.00 | | | | 12/4/2007 | |
| The Affordable Housing Corporation of Marion, Indiana | Homeownership Education & Counseling | HC-005-011 | CLOSED | HOME | HOME | \$76,388.00 | \$76,388.00 | | | | 2/13/2008 | |
| The Board of Commissioners of the County of Dearborn | Owner-Occupied Rehabilitation | HD-005-014 | CLOSED | HDF | CDBG | \$300,000.00 | \$300,000.00 | | | | 6/2/2008 | |
| The Board of Commissioners of the County of Henry | Owner-Occupied Rehabilitation | HD-005-002 | CLOSED | HDF | CDBG | \$225,000.00 | \$225,000.00 | | | | 12/4/2007 | |
| The Board of Commissioners of the County of Jay | Owner-Occupied Rehabilitation | HD-005-003 | CLOSED | HDF | CDBG | \$225,000.00 | \$225,000.00 | | | | 11/13/2007 | |
| The Board of Commissioners of the County of Steuben | Owner-Occupied Rehabilitation | HD-004-012 | CLOSED | HDF | CDBG | \$300,000.00 | \$300,000.00 | | | | 2/13/2008 | |
| The Board of Commissioners of the County of Wayne | Owner-Occupied Rehabilitation | HD-005-012 | CLOSED | HDF | CDBG | \$150,000.00 | \$150,000.00 | \$0.00 | 9 | 24 | 9/18/2007 | |
| The Board of Commissioners of the County of Wayne | Owner-Occupied Rehabilitation | HD-006-014 | CLOSED | HDF | CDBG | \$78,825.00 | \$78,825.00 | | | | 3/27/2008 | |
| Town of Camden | Owner-Occupied Rehabilitation | HD-005-019 | CLOSED | HDF | CDBG | \$225,000.00 | \$225,000.00 | \$0.00 | 16 | 38 | 4/17/2008 | |
| Town of Dublin | Homeowner Repair and Improvement | HD-006-009 | CLOSED | HDF | CDBG | \$282,250.00 | \$282,250.00 | | | | 3/17/2008 | |
| Town of Dublin | Housing Needs Assessment | PN-005-001 | CLOSED | HDF | CDBG | \$20,000.00 | \$20,000.00 | | | | 2/13/2008 | |
| Town of Geneva | Farmworker Housing - New Construction | HD-006-017 | CLOSED | HDF | CDBG | \$500,000.00 | \$500,000.00 | | | | 1/29/2008 | |
| Town of Hope | Owner-Occupied Rehabilitation | HD-005-026 | CLOSED | HDF | CDBG | \$125,000.00 | \$125,000.00 | | | | 2/27/2008 | |
| Town of Lapel | Owner-Occupied Rehabilitation | HD-005-004 | CLOSED | HDF | CDBG | \$150,000.00 | \$150,000.00 | | | | 9/18/2007 | |
| Town of Orestes | Farmworker Housing - New Construction | HD-004-010 | CLOSED | HDF | CDBG | \$500,000.00 | \$500,000.00 | | | | 12/11/2007 | |
| Town of Orestes | Farmworker Housing - New Construction | HD-006-020 | CLOSED | HDF | CDBG | \$500,000.00 | \$500,000.00 | | | | 6/19/2008 | |
| Town of Shirley | Owner-Occupied Rehabilitation | HD-005-010 | CLOSED | HDF | CDBG | \$300,000.00 | \$300,000.00 | | | | 1/14/2008 | |
| Town of Summitville | Rental Rehabilitation | HD-004-013 | CLOSED | HDF | CDBG | \$257,856.00 | \$257,856.00 | | | | 12/11/2007 | |
| Town of Winona Lake | Owner-Occupied Rehabilitation | HD-005-013 | CLOSED | HDF | CDBG | \$106,250.00 | \$103,640.36 | \$2,609.64 | 8 | 17 | 9/18/2007 | |
| TOTAL | | | | | | \$13,638,722.00 | \$13,429,520.51 | | | | | |

PRO2 cdbg_text
 U. S. DEPARTMENT OF HOUSING AND URBAN DEVELOPMENT
 OFFICE OF COMMUNITY PLANNING AND DEVELOPMENT
 INTEGRATED DISBURSEMENT AND INFORMATION SYSTEM
 LIST OF ACTIVITIES BY PROGRAM YEAR AND PROJECT
 INDIANA

REPORT FOR CPD PGM: CDBG
 PGM YR : 2007

| PGM YR-PROJECT | IDIS ACT ID | ACTIVITY NAME | STATUS | PGM | FUNDED AMOUNT | NET DRAWN AMOUNT | BALANCE |
|----------------|-------------|---|----------|------|---------------|------------------|------------|
| 2007-0129 | 2007 | CDBG | | | | | |
| | 23083 | LYNNVILLE/CF-07-105/CONSTRUCTION | UNDERWAY | CDBG | 500,000.00 | 454,052.78 | 45,947.22 |
| | 23084 | UPLAND/CF-07-112/CONSTRUCTION | UNDERWAY | CDBG | 450,000.00 | 447,000.00 | 3,000.00 |
| | 23085 | UPLAND/CF-07-112/ADMINISTRATIVE | UNDERWAY | CDBG | 19,000.00 | 18,600.00 | 400.00 |
| | 23086 | UPLAND/CF-07-112/ENVIRONMENTAL REVIEW | BUDGETED | CDBG | 0.00 | 0.00 | 0.00 |
| | 23253 | DUBLIN/CF-07-107/CONSTRUCTION | UNDERWAY | CDBG | 463,733.00 | 313,871.95 | 149,861.05 |
| | 23294 | CARTHAGE/CF-07-103/CONSTRUCTION | UNDERWAY | CDBG | 482,000.00 | 289,064.98 | 192,935.02 |
| | 23295 | CARTHAGE/CF-07-103/ADMINISTRATIVE | UNDERWAY | CDBG | 40,000.00 | 10,000.00 | 30,000.00 |
| | 23296 | CARTHAGE/CF-07-103/ENVIRONMENTAL REVIEW | BUDGETED | CDBG | 0.00 | 0.00 | 0.00 |
| | 23332 | GREENE COUNTY/CF-07-114/CONSTRUCTION | UNDERWAY | CDBG | 426,067.00 | 266,530.50 | 159,536.50 |
| | 23333 | GREENE COUNTY/CF-07-114/ADMINISTRATIVE | UNDERWAY | CDBG | 35,135.00 | 32,658.80 | 2,476.20 |
| | 23348 | MONTGOMERY/CF-07-117/CONSTRUCTION | BUDGETED | CDBG | 0.00 | 0.00 | 0.00 |
| | 23349 | MONTGOMERY/CF-07-117/ADMINISTRATIVE | UNDERWAY | CDBG | 40,000.00 | 34,875.00 | 5,125.00 |
| | 23350 | MONTGOMERY/CF-07-117/ENVIRONMENTAL | BUDGETED | CDBG | 0.00 | 0.00 | 0.00 |
| | 23358 | KNOX COUNTY/CF-07-106/CONSTRUCTION | UNDERWAY | CDBG | 257,118.00 | 204,753.37 | 52,364.63 |
| | 23359 | KNOX COUNTY/CF-07-106/ADMINISTRATIVE | UNDERWAY | CDBG | 21,500.00 | 4,860.00 | 16,640.00 |
| | 23395 | WAYNETOWN/CF-07-115/CONSTRUCTION | UNDERWAY | CDBG | 525,000.00 | 308,945.00 | 216,055.00 |
| | 23396 | PRI NCETON/CF-07-113/CONSTRUCTION | UNDERWAY | CDBG | 248,972.00 | 248,065.02 | 906.98 |
| | 23403 | ASHLEY/CF-07-108/CONSTRUCTION | UNDERWAY | CDBG | 525,000.00 | 317,849.50 | 207,150.50 |
| | 23452 | MORGAN COUNTY/CF-07-110/CONSTRUCTION | UNDERWAY | CDBG | 480,000.00 | 426,732.30 | 53,267.70 |
| | 23455 | MORGAN COUNTY/CF-07-110/ADMINISTRATIVE | UNDERWAY | CDBG | 19,000.00 | 15,060.00 | 3,940.00 |
| | 23456 | MORGAN COUNTY/CF-07-110/ENVIRONMENTAL | BUDGETED | CDBG | 0.00 | 0.00 | 0.00 |
| | 23458 | FOUNTAIN CITY/CF-07-120/CONSTRUCTION | UNDERWAY | CDBG | 500,000.00 | 254,851.96 | 245,148.04 |
| | 23474 | FAIRMOUNT/CF-07-223/LIBRARY | UNDERWAY | CDBG | 335,000.00 | 312,345.00 | 22,655.00 |
| | 23475 | ROSEDALE/CF-07-101/CONSTRUCTION | UNDERWAY | CDBG | 525,000.00 | 458,803.98 | 66,196.02 |
| | 23537 | SUNMAN/CF-07-116/CONSTRUCTION | UNDERWAY | CDBG | 498,750.00 | 194,070.00 | 304,680.00 |
| | 23563 | PRI NCETON/ID-07-001/CONSTRUCTION | UNDERWAY | CDBG | 411,000.00 | 5,000.00 | 406,000.00 |
| | 23564 | PRI NCETON/ID-07-001/ADMINISTRATIVE | UNDERWAY | CDBG | 38,000.00 | 38,000.00 | 0.00 |
| | 23565 | PRI NCETON/ID-07-001/ENVIRONMENTAL REVIEW | UNDERWAY | CDBG | 1,000.00 | 1,000.00 | 0.00 |
| | 23566 | RENSSELAER/CF-07-119/CONSTRUCTION | UNDERWAY | CDBG | 517,650.00 | 351,111.82 | 166,538.18 |
| | 23568 | FULTON COUNTY/CF-07-118/CONSTRUCTION | UNDERWAY | CDBG | 510,500.00 | 480,274.28 | 30,225.72 |
| | 23569 | FULTON COUNTY/CF-07-118/ADMINISTRATIVE | UNDERWAY | CDBG | 14,500.00 | 9,975.73 | 4,524.27 |
| | 23619 | PETERSBURG/CF-07-220/CONSTRUCTION | UNDERWAY | CDBG | 478,800.00 | 340,937.93 | 137,862.07 |
| | 23704 | EDWARDSPORT/CF-07-111/CONSTRUCTION | UNDERWAY | CDBG | 367,500.00 | 94,918.00 | 272,582.00 |
| | 23796 | STARKE COUNTY/PL-07-001/PLANNING | UNDERWAY | CDBG | 48,600.00 | 29,000.00 | 19,600.00 |
| | 23797 | LOGOOTE/CF-07-122/CONSTRUCTION | UNDERWAY | CDBG | 450,800.00 | 214,695.94 | 236,104.06 |
| | 23798 | LOGOOTE/CF-07-122/ADMINISTRATIVE | UNDERWAY | CDBG | 39,200.00 | 27,620.00 | 11,580.00 |
| | 23850 | BROOKVILLE/PL-07-005/PLANNING | UNDERWAY | CDBG | 50,000.00 | 50,000.00 | 0.00 |
| | 23882 | WHEATFIELD/PL-07-002/PLANNING | UNDERWAY | CDBG | 44,100.00 | 26,460.00 | 17,640.00 |
| | 24025 | WINSLOW/PL-07-004/PLANNING | UNDERWAY | CDBG | 49,050.00 | 29,430.00 | 19,620.00 |
| | 24026 | FORT BRANCH/CF-07-104/CONSTRUCTION | UNDERWAY | CDBG | 500,000.00 | 97,006.36 | 402,993.64 |
| | 24070 | WINAMAC/CF-07-219/CONSTRUCTION | UNDERWAY | CDBG | 525,000.00 | 79,056.00 | 445,944.00 |
| | 24071 | KEWANNA/CF-07-204/CONSTRUCTION | UNDERWAY | CDBG | 490,245.00 | 18,900.00 | 471,345.00 |

PRO2 cdbg_text
 U. S. DEPARTMENT OF HOUSING AND URBAN DEVELOPMENT
 OFFICE OF COMMUNITY PLANNING AND DEVELOPMENT
 INTEGRATED DISBURSEMENT AND INFORMATION SYSTEM
 LIST OF ACTIVITIES BY PROGRAM YEAR AND PROJECT
 INDIANA

| PGM YR-PROJECT | IDIS ACT ID | ACTIVITY NAME | STATUS | PGM | FUNDED AMOUNT | NET DRAWN AMOUNT | BALANCE |
|----------------|----------------------|---|----------|------|---------------|------------------|--------------|
| | 24073 | SHOALS/CF-07-214/CONSTRUCTION | UNDERWAY | CDBG | 483,500.00 | 67,600.00 | 415,900.00 |
| | 24074 | SHOALS/CF-07-214/ADMINISTRATION | UNDERWAY | CDBG | 40,000.00 | 18,600.00 | 21,400.00 |
| | 24075 | SHOALS/CF-07-214/ENVIRONMENTAL REVIEW | BUDGETED | CDBG | 0.00 | 0.00 | 0.00 |
| | 24121 | WASHINGTON COUNTY/CF-07-208/CONSTRUCTION | BUDGETED | CDBG | 0.00 | 0.00 | 0.00 |
| | 24156 | BRUCEVILLE/CF-07-213/CONSTRUCTION | BUDGETED | CDBG | 0.00 | 0.00 | 0.00 |
| | 24157 | BRUCEVILLE/CF-07-213/ADMINISTRATION | UNDERWAY | CDBG | 40,000.00 | 19,200.00 | 20,800.00 |
| | 24158 | BRUCEVILLE/CF-07-213/ENVIRONMENTAL | BUDGETED | CDBG | 0.00 | 0.00 | 0.00 |
| | 24197 | LEESBURG/CF-07-202/CONSTRUCTION | BUDGETED | CDBG | 0.00 | 0.00 | 0.00 |
| | 24291 | MT. VERNON/PL-07-003/PLANNING | BUDGETED | CDBG | 0.00 | 0.00 | 0.00 |
| | 24293 | 2007 OCRA ADMINISTRATIVE COSTS | UNDERWAY | CDBG | 735,818.00 | 105,677.19 | 630,140.81 |
| | | PROJECT TOTALS | | CDBG | 12,226,538.00 | 6,717,453.39 | 5,509,084.61 |
| 2007-0130 | IHCD 2007 CDBG FUNDS | | | | | | |
| | 23123 | HD-007-001/DUGGER/REHAB & LEAD TESTING | UNDERWAY | CDBG | 238,237.82 | 210,791.67 | 27,446.15 |
| | 23126 | HD-007-002/WILKINSON/ADMIN | UNDERWAY | CDBG | 8,000.00 | 5,325.00 | 2,675.00 |
| | 23127 | HD-007-002/WILKINSON/ER | UNDERWAY | CDBG | 2,650.00 | 2,650.00 | 0.00 |
| | 23128 | HD-007-002/WILKINSON/PD-LEAD-REHAB | UNDERWAY | CDBG | 174,350.00 | 133,089.12 | 41,260.88 |
| | 23129 | HD-007-003/CAMDEN/ADMIN | UNDERWAY | CDBG | 7,000.00 | 1,260.00 | 5,740.00 |
| | 23130 | HD-007-003/CAMDEN/ER | UNDERWAY | CDBG | 3,400.00 | 3,400.00 | 0.00 |
| | 23131 | HD-007-003/CAMDEN/PD-LEAD-REHAB | UNDERWAY | CDBG | 206,040.00 | 70,072.38 | 135,967.62 |
| | 23132 | HD-007-004/CHESTERFIELD/ADMIN | UNDERWAY | CDBG | 8,250.00 | 1,260.00 | 6,990.00 |
| | 23133 | HD-007-004/CHESTERFIELD/ER | UNDERWAY | CDBG | 3,750.00 | 3,750.00 | 0.00 |
| | 23134 | HD-007-004/CHESTERFIELD/PD-LEAD-REHAB | UNDERWAY | CDBG | 213,000.00 | 99,118.40 | 113,881.60 |
| | 23135 | HD-007-005/LINTON/ADMIN | UNDERWAY | CDBG | 11,250.00 | 99.51 | 11,150.49 |
| | 23136 | HD-007-005/LINTON/ER | BUDGETED | CDBG | 750.00 | 0.00 | 750.00 |
| | 23137 | HD-007-005/LINTON/PD-LEAD-REHAB-RELOC | UNDERWAY | CDBG | 213,000.00 | 88,398.81 | 124,601.19 |
| | 23138 | HD-007-006/TELL CITY/ADMIN | UNDERWAY | CDBG | 11,250.00 | 8,150.00 | 3,100.00 |
| | 23139 | HD-007-006/TELL CITY/REHAB & PD | UNDERWAY | CDBG | 213,750.00 | 145,481.23 | 68,268.77 |
| | 23140 | HD-007-007/SYRACUSE/ADMIN | UNDERWAY | CDBG | 9,000.00 | 9,000.00 | 0.00 |
| | 23141 | HD-007-007/SYRACUSE/ER | UNDERWAY | CDBG | 300.00 | 300.00 | 0.00 |
| | 23142 | HD-007-007/SYRACUSE/PD-LEAD-REHAB-RELOC | UNDERWAY | CDBG | 65,400.00 | 40,936.75 | 24,463.25 |
| | 23143 | HD-007-008/UNION CITY/ADMIN | UNDERWAY | CDBG | 10,000.00 | 9,000.00 | 1,000.00 |
| | 23144 | HD-007-008/UNION CITY/ER | UNDERWAY | CDBG | 2,500.00 | 2,500.00 | 0.00 |
| | 23145 | HD-007-008/UNION CITY/PD-LEAD-REHAB | UNDERWAY | CDBG | 137,500.00 | 121,639.76 | 15,860.24 |
| | 23146 | HD-007-009/JASONVILLE/ADMIN | UNDERWAY | CDBG | 7,500.00 | 2,463.37 | 5,036.63 |
| | 23147 | HD-007-009/JASONVILLE/ER | UNDERWAY | CDBG | 500.00 | 190.31 | 309.69 |
| | 23148 | HD-007-009/JASONVILLE/PD-LEAD-REHAB-RELOC | UNDERWAY | CDBG | 142,000.00 | 8,173.64 | 133,826.36 |
| | 23149 | HD-007-010/CENTERVILLE/ADMIN | UNDERWAY | CDBG | 10,000.00 | 7,375.00 | 2,625.00 |
| | 23150 | HD-007-010/CENTERVILLE/ER | UNDERWAY | CDBG | 2,500.00 | 2,500.00 | 0.00 |
| | 23151 | HD-007-010/CENTERVILLE/PD-LEAD-REHAB | UNDERWAY | CDBG | 137,500.00 | 133,198.84 | 4,301.16 |
| | 23152 | HD-007-012/RUSHVILLE/ADMIN | UNDERWAY | CDBG | 7,000.00 | 3,167.50 | 3,832.50 |
| | 23153 | HD-007-012/RUSHVILLE/ER | UNDERWAY | CDBG | 1,500.00 | 1,500.00 | 0.00 |
| | 23154 | HD-007-012/RUSHVILLE/PD-REHAB-RELOCATION | UNDERWAY | CDBG | 133,728.00 | 47,855.00 | 85,873.00 |
| | 23345 | HD-007-011-MSFWH-N/C- NOBLE COUNTY | UNDERWAY | CDBG | 140,000.00 | 87,949.05 | 52,050.95 |

PRO2 cdbg_text
 U. S. DEPARTMENT OF HOUSING AND URBAN DEVELOPMENT
 OFFICE OF COMMUNITY PLANNING AND DEVELOPMENT
 INTEGRATED DISBURSEMENT AND INFORMATION SYSTEM
 LIST OF ACTIVITIES BY PROGRAM YEAR AND PROJECT
 INDIANA

| PGM YR-PROJECT | IDIS ACT ID | ACTIVITY NAME | STATUS | PGM | FUNDED AMOUNT | NET DRAWN AMOUNT | BALANCE |
|----------------|-------------|---|----------|------|---------------|------------------|------------|
| | 23485 | HD-007-021/BI CKNELL/ADMIN | BUDGETED | CDBG | 7,000.00 | 0.00 | 7,000.00 |
| | 23486 | HD-007-021/BI CKNELL/ER | BUDGETED | CDBG | 500.00 | 0.00 | 500.00 |
| | 23487 | HD-007-021/BI CKNELL/REHAB-PD-LEAD-RELOC | BUDGETED | CDBG | 142,500.00 | 0.00 | 142,500.00 |
| | 23505 | HD-007-015/GREENFIELD/ADMIN | UNDERWAY | CDBG | 5,586.79 | 1,335.00 | 4,251.79 |
| | 23506 | HD-007-015/GREENFIELD/ER | UNDERWAY | CDBG | 2,539.45 | 2,539.45 | 0.00 |
| | 23507 | HD-007-015/GREENFIELD/PD-LEAD-REHAB | UNDERWAY | CDBG | 144,240.76 | 17,575.00 | 126,665.76 |
| | 23508 | HD-007-018/SYRACUSE/ADMIN | BUDGETED | CDBG | 6,000.00 | 0.00 | 6,000.00 |
| | 23509 | HD-007-018/SYRACUSE/ER | BUDGETED | CDBG | 300.00 | 0.00 | 300.00 |
| | 23510 | HD-007-018/SYRACUSE/REHAB-PD-LEAD-RELOC | BUDGETED | CDBG | 68,700.00 | 0.00 | 68,700.00 |
| | 23511 | HD-007-023/BLOOMFIELD/ADMIN | BUDGETED | CDBG | 6,534.00 | 0.00 | 6,534.00 |
| | 23512 | HD-007-023/BLOOMFIELD/ER | BUDGETED | CDBG | 470.00 | 0.00 | 470.00 |
| | 23513 | HD-007-023/BLOOMFIELD/REHAB-PD-LEAD-RELO | BUDGETED | CDBG | 132,996.00 | 0.00 | 132,996.00 |
| | 23524 | HD-007-022/MONROE CITY/ADMIN | BUDGETED | CDBG | 7,000.00 | 0.00 | 7,000.00 |
| | 23525 | HD-007-022/MONROE CITY/ER | BUDGETED | CDBG | 500.00 | 0.00 | 500.00 |
| | 23526 | HD-007-022/MONROE CITY/REHAB, PD, LEAD, REL | BUDGETED | CDBG | 142,500.00 | 0.00 | 142,500.00 |
| | 23548 | HD-007-027/HAGERSTOWN/ADMIN | UNDERWAY | CDBG | 10,000.00 | 4,300.00 | 5,700.00 |
| | 23549 | HD-007-027/HAGERSTOWN/ER | UNDERWAY | CDBG | 2,500.00 | 2,500.00 | 0.00 |
| | 23550 | HD-007-027/HAGERSTOWN/PD-LEAD-REHAB | UNDERWAY | CDBG | 137,500.00 | 57,930.00 | 79,570.00 |
| | 23551 | HD-007-024/PERRY/ADMIN | UNDERWAY | CDBG | 7,000.00 | 4,400.00 | 2,600.00 |
| | 23552 | HD-007-024/PERRY/ER | UNDERWAY | CDBG | 2,333.00 | 2,233.00 | 100.00 |
| | 23553 | HD-007-024/PERRY/PD-LEAD-REHAB | UNDERWAY | CDBG | 130,667.00 | 69,918.36 | 60,748.64 |
| | 23604 | HD-007-014/GENEVA/ADMIN | UNDERWAY | CDBG | 13,680.00 | 8,680.00 | 5,000.00 |
| | 23605 | HD-007-014/MSFWH-N/C-PD TOWN OF GENEVA | UNDERWAY | CDBG | 221,320.00 | 221,320.00 | 0.00 |
| | 23664 | HD-007-019/LYONS/ADMIN | UNDERWAY | CDBG | 10,000.00 | 3,925.00 | 6,075.00 |
| | 23665 | HD-007-019/LYONS/ER | UNDERWAY | CDBG | 2,500.00 | 2,500.00 | 0.00 |
| | 23666 | HD-007-019/LYONS/PD-LEAD-REHAB | UNDERWAY | CDBG | 137,500.00 | 59,805.00 | 77,695.00 |
| | 23725 | HD-007-029/HARRISON/ADMIN | BUDGETED | CDBG | 9,500.00 | 0.00 | 9,500.00 |
| | 23726 | HD-007-029/HARRISON/ACQ-NC-PROGDEL | UNDERWAY | CDBG | 190,500.00 | 98,642.80 | 91,857.20 |
| | 23730 | HD-007-016/DECKER/ADMIN | BUDGETED | CDBG | 3,500.00 | 0.00 | 3,500.00 |
| | 23731 | HD-007-016/DECKER/ER | BUDGETED | CDBG | 250.00 | 0.00 | 250.00 |
| | 23732 | HD-007-016/DECKER/PD-LEAD-REHAB-RELOC | BUDGETED | CDBG | 71,250.00 | 0.00 | 71,250.00 |
| | 23733 | HD-007-017/LOGANSPOUR/PD-LEAD-REHAB | BUDGETED | CDBG | 112,250.00 | 0.00 | 112,250.00 |
| | 23741 | HD-007-020/BROWN/ADMIN | BUDGETED | CDBG | 7,000.00 | 0.00 | 7,000.00 |
| | 23742 | HD-007-020/BROWN/ER | BUDGETED | CDBG | 1,500.00 | 0.00 | 1,500.00 |
| | 23743 | HD-007-020/BROWN/PD-LEAD-REHAB-RELOC | BUDGETED | CDBG | 141,500.00 | 0.00 | 141,500.00 |
| | 23744 | HD-007-025/DEARBORN/ADMIN | BUDGETED | CDBG | 14,000.00 | 0.00 | 14,000.00 |
| | 23745 | HD-007-025/DEARBORN/ER | BUDGETED | CDBG | 2,333.33 | 0.00 | 2,333.33 |
| | 23746 | HD-007-025/DEARBORN/PD-LEAD-REHAB | BUDGETED | CDBG | 123,666.67 | 0.00 | 123,666.67 |
| | 23793 | HD-007-026/EDWARDSPOUR/ADMIN | BUDGETED | CDBG | 4,638.00 | 0.00 | 4,638.00 |
| | 23794 | HD-007-026/EDWARDSPOUR/ER | BUDGETED | CDBG | 500.00 | 0.00 | 500.00 |
| | 23795 | HD-007-026/EDWARDSPOUR/PD-LEAD-REHAB-REL | UNDERWAY | CDBG | 95,112.00 | 3,340.00 | 91,772.00 |
| | 23822 | HD-007-028/RUSHVILLE/ACQUISTION | BUDGETED | CDBG | 25,000.00 | 0.00 | 25,000.00 |
| | 23823 | HD-007-028/RUSHVILLE/ADMIN | BUDGETED | CDBG | 15,000.00 | 0.00 | 15,000.00 |
| | 23824 | HD-007-028/RUSHVILLE/ER | BUDGETED | CDBG | 3,000.00 | 0.00 | 3,000.00 |
| | 23825 | HD-007-028/RUSHVILLE/PROGDEL | BUDGETED | CDBG | 7,240.18 | 0.00 | 7,240.18 |

PRO2 cdbg_text
 U.S. DEPARTMENT OF HOUSING AND URBAN DEVELOPMENT
 OFFICE OF COMMUNITY PLANNING AND DEVELOPMENT
 INTEGRATED DISBURSEMENT AND INFORMATION SYSTEM
 LIST OF ACTIVITIES BY PROGRAM YEAR AND PROJECT
 INDIANA

| PGM YR- PROJECT | IDIS ACT ID | ACTIVITY NAME | STATUS | PGM | FUNDED AMOUNT | NET DRAWN AMOUNT | BALANCE |
|--------------------|----------------|--------------------------|--------|------|---------------|------------------|--------------|
| | | | | | 4,291,713.00 | 1,811,538.95 | 2,480,174.05 |
| | | PROJECT TOTALS | | CDBG | | | |
| | | PROGRAM YEAR 2007 TOTALS | | CDBG | 16,518,251.00 | 8,528,992.34 | 7,989,258.66 |

PRO2_text_9-9-08
 U. S. DEPARTMENT OF HOUSING AND URBAN DEVELOPMENT
 OFFICE OF COMMUNITY PLANNING AND DEVELOPMENT
 INTEGRATED DISBURSEMENT AND INFORMATION SYSTEM
 LIST OF ACTIVITIES BY PROGRAM YEAR AND PROJECT
 INDIANA

REPORT FOR CPD PGM: HOME
 PGM YR : 2007

| PGM YR-PROJECT | IDIS ACT ID | ACTIVITY NAME | STATUS | PGM | FUNDED AMOUNT | NET DRAWN AMOUNT | BALANCE |
|----------------|--|---|----------|------|---------------|------------------|------------|
| 2007-0094 | CHDO WORKS AWARDED IN 2007 | | | | | | |
| | 22872 | CW-007-001/AFFORDABLE HOUSING CORP | UNDERWAY | HOME | 50,000.00 | 25,000.00 | 25,000.00 |
| | 22874 | CW-007-002/BLOOMINGTON RESTORATIONS INC | UNDERWAY | HOME | 57,500.00 | 27,000.00 | 30,500.00 |
| | 22875 | CW-007-003/CAP E'VILLE & VANDERBURGH CO | BUDGETED | HOME | 70,000.00 | 0.00 | 70,000.00 |
| | 22876 | CW-007-004/GUERIN INC | BUDGETED | HOME | 50,000.00 | 0.00 | 50,000.00 |
| | 22878 | CW-007-005/HOOSIER UPLANDS EC DEV CORP | BUDGETED | HOME | 50,000.00 | 0.00 | 50,000.00 |
| | 22879 | CW-007-006/PACE CAA | BUDGETED | HOME | 70,000.00 | 0.00 | 70,000.00 |
| | 22880 | CW-007-007/PATHFINDER SERVICES INC | UNDERWAY | HOME | 25,000.00 | 22,773.51 | 2,226.49 |
| | 23411 | CW-007-004/GUERIN INC | UNDERWAY | HOME | 50,000.00 | 25,000.00 | 25,000.00 |
| | 23412 | CW-007-005/HUEDC | UNDERWAY | HOME | 50,000.00 | 25,000.00 | 25,000.00 |
| | 23413 | CW-007-003/CAP OF EVANSVILLE | BUDGETED | HOME | 35,000.00 | 0.00 | 35,000.00 |
| | 23414 | CW-007-006/PACE | UNDERWAY | HOME | 44,339.48 | 30,437.82 | 13,901.66 |
| | 23447 | CW-007-010/OPPORTUNITY HOUSING | UNDERWAY | HOME | 35,000.00 | 24,710.87 | 10,289.13 |
| | 23578 | CW-007-009/FOUR RIVERS RESOURCE SVCS | BUDGETED | HOME | 35,000.00 | 0.00 | 35,000.00 |
| | 23581 | CW-007-008/AREA IV | BUDGETED | HOME | 35,000.00 | 0.00 | 35,000.00 |
| | | PROJECT TOTALS | | HOME | 656,839.48 | 179,922.20 | 476,917.28 |
| 2007-0109 | OR-007-008/COMMUNITY ACTION OF SOUTHERN IN | | | | | | |
| | 23700 | OR-007-008/CASI/ADMIN | BUDGETED | HOME | 5,449.00 | 0.00 | 5,449.00 |
| | 23701 | OR-007-008/ER/CASI | BUDGETED | HOME | 500.00 | 0.00 | 500.00 |
| | 24241 | 25119 JACKSON ROAD | BUDGETED | HOME | 20,605.00 | 0.00 | 20,605.00 |
| | 24244 | 708 INDIANA AVE | BUDGETED | HOME | 20,605.00 | 0.00 | 20,605.00 |
| | 24246 | 112 PINE DRIVE | BUDGETED | HOME | 20,605.00 | 0.00 | 20,605.00 |
| | 24249 | 1212 CEADERVIEW DRIVE | BUDGETED | HOME | 20,605.00 | 0.00 | 20,605.00 |
| | 24252 | 1853 EAST 8TH ST | BUDGETED | HOME | 20,611.00 | 0.00 | 20,611.00 |
| | | PROJECT TOTALS | | HOME | 108,980.00 | 0.00 | 108,980.00 |
| 2007-0114 | OR-007-011/DUBOIS-PIKE-WARRICK ECON OPP COMM | | | | | | |
| | 23282 | OR-007-011-ADMIN-DUBOIS-PIKE-WARRICK | COMPLETE | HOME | 853.22 | 853.22 | 0.00 |
| 2007-0127 | OR-007-021/SOUTH CENTRAL CAP | | | | | | |
| | 23215 | OR-007-021-ER-SOUTH CENTRAL CAP INC. | UNDERWAY | HOME | 0.00 | 0.00 | 0.00 |
| 2007-0131 | CH-007-009/PACE COMMUNITY ACTION | | | | | | |
| | 23192 | CH-007-009/OPERATING | BUDGETED | HOME | 2,500.00 | 0.00 | 2,500.00 |
| | 23193 | CH-007-009/ER | BUDGETED | HOME | 3,000.00 | 0.00 | 3,000.00 |
| | | PROJECT TOTALS | | HOME | 5,500.00 | 0.00 | 5,500.00 |
| 2007-0132 | CH-007-008/LACASA OF GOSHEN | | | | | | |
| | 23194 | CH-007-008/OPERATING | BUDGETED | HOME | 21,000.00 | 0.00 | 21,000.00 |

PRO2_text_9-9-08
 U. S. DEPARTMENT OF HOUSING AND URBAN DEVELOPMENT
 OFFICE OF COMMUNITY PLANNING AND DEVELOPMENT
 INTEGRATED DISBURSEMENT AND INFORMATION SYSTEM
 LIST OF ACTIVITIES BY PROGRAM YEAR AND PROJECT
 INDIANA

| PGM YR-PROJECT | IDIS ACT ID | ACTIVITY NAME | STATUS | PGM | FUNDED AMOUNT | NET DRAWN AMOUNT | BALANCE |
|----------------|------------------------------|----------------------------|----------|------|---------------|------------------|------------|
| 2007-0133 | IHCDA ADMIN FY 2007 23213 | IHCDA 2007 ADMIN | UNDERWAY | HOME | 680,698.00 | 236,698.35 | 443,999.65 |
| 2007-0136 | IHCDA 2007 HOME ADDI FUNDS | | | | | | |
| | 23426 | 1174 DARK STAR COURT | COMPLETE | HOME | 3,500.00 | 3,500.00 | 0.00 |
| | 23427 | 411 EAST WASHINGTON STREET | COMPLETE | HOME | 3,500.00 | 3,500.00 | 0.00 |
| | 23428 | 600 HOLI DAY DRIVE | COMPLETE | HOME | 3,500.00 | 3,500.00 | 0.00 |
| | 23429 | 6808 CORDOVA DRIVE | COMPLETE | HOME | 3,500.00 | 3,500.00 | 0.00 |
| | 23431 | 5624 RAINS LANE | COMPLETE | HOME | 3,500.00 | 3,500.00 | 0.00 |
| | 23432 | 4462 NORTH PASADENA STREET | COMPLETE | HOME | 3,500.00 | 3,500.00 | 0.00 |
| | 23433 | 1191 NORTH ABERDEEN DRIVE | COMPLETE | HOME | 3,500.00 | 3,500.00 | 0.00 |
| | 23434 | 8125 STATES BEND DRIVE | COMPLETE | HOME | 3,500.00 | 3,500.00 | 0.00 |
| | 23435 | 1726 EAST MADISON STREET | COMPLETE | HOME | 3,500.00 | 3,500.00 | 0.00 |
| | 23436 | 1062 WESTWOOD DRIVE | COMPLETE | HOME | 3,500.00 | 3,500.00 | 0.00 |
| | 23437 | 410 EAST MAPLE STREET | COMPLETE | HOME | 3,500.00 | 3,500.00 | 0.00 |
| | 23438 | 1353 MILLRIDGE DRIVE | COMPLETE | HOME | 3,500.00 | 3,500.00 | 0.00 |
| | 23439 | 6631 CAMARILLO COURT | COMPLETE | HOME | 3,500.00 | 3,500.00 | 0.00 |
| | 23440 | 4716 FIRST STREET | COMPLETE | HOME | 3,495.00 | 3,495.00 | 0.00 |
| | 23448 | 4514 WEST STATE ROAD 58 | COMPLETE | HOME | 3,500.00 | 3,500.00 | 0.00 |
| | 23453 | 328 ADAMS AVENUE | COMPLETE | HOME | 3,250.00 | 3,250.00 | 0.00 |
| | 23454 | 864 NORTH SEMINARY STREET | COMPLETE | HOME | 3,500.00 | 3,500.00 | 0.00 |
| | 23457 | 8203 SOUTH GRACE AVENUE | COMPLETE | HOME | 3,500.00 | 3,500.00 | 0.00 |
| | 23459 | 611 HIGGINS DRIVE | COMPLETE | HOME | 3,500.00 | 3,500.00 | 0.00 |
| | 23460 | 4598 KINGS CREED DRIVE | COMPLETE | HOME | 3,500.00 | 3,500.00 | 0.00 |
| | 23461 | 2577 WOODFIELD BOULEVARD | COMPLETE | HOME | 3,500.00 | 3,500.00 | 0.00 |
| | 23463 | 1430 GRUBBS AVENUE | COMPLETE | HOME | 3,500.00 | 3,500.00 | 0.00 |
| | 23465 | 3327 HAPSBURG WAY | COMPLETE | HOME | 3,500.00 | 3,500.00 | 0.00 |
| | 23466 | 2002 EVERGOLD CIRCLE | COMPLETE | HOME | 3,500.00 | 3,500.00 | 0.00 |
| | 23468 | 723 SEDGEWICK LANE | COMPLETE | HOME | 3,500.00 | 3,500.00 | 0.00 |
| | 23469 | 8345 COUNTRY CREEK DRIVE | COMPLETE | HOME | 3,500.00 | 3,500.00 | 0.00 |
| | 23470 | 7818 CEDARBROOK DRIVE | COMPLETE | HOME | 3,500.00 | 3,500.00 | 0.00 |
| | 23471 | 1412 SOUTH HELFRICH AVENUE | COMPLETE | HOME | 3,500.00 | 3,500.00 | 0.00 |
| | 23472 | 706 POWHATAN DRIVE | COMPLETE | HOME | 3,500.00 | 3,500.00 | 0.00 |
| | 23479 | 1750 ASBURY STREET | COMPLETE | HOME | 6,000.00 | 6,000.00 | 0.00 |
| | 23480 | 1121 MARCI LANE | COMPLETE | HOME | 3,500.00 | 3,500.00 | 0.00 |
| | 23482 | 617 NORTH STREET | COMPLETE | HOME | 3,500.00 | 3,500.00 | 0.00 |
| | 23483 | 4118 APPLE CREEK DRIVE | COMPLETE | HOME | 3,500.00 | 3,500.00 | 0.00 |
| | 23488 | 2009 BANKSIDE DRIVE | COMPLETE | HOME | 3,500.00 | 3,500.00 | 0.00 |
| | 23576 | 514 WEST CAMPBELL STREET | COMPLETE | HOME | 3,500.00 | 3,500.00 | 0.00 |
| | 23724 | 6809 WANDERING WAY | COMPLETE | HOME | 8,990.00 | 8,990.00 | 0.00 |
| | 23727 | 312 LIST STREET | COMPLETE | HOME | 3,500.00 | 3,500.00 | 0.00 |
| | 23755 | 2541 KRISTEN DRIVE | COMPLETE | HOME | 3,250.00 | 3,250.00 | 0.00 |
| | 23773 | 922 IRVINGTON AVENUE | COMPLETE | HOME | 3,500.00 | 3,500.00 | 0.00 |
| | 23789 | 5 WALES COURT | COMPLETE | HOME | 3,500.00 | 3,500.00 | 0.00 |
| | 23802 | 1913 SYRACUSE COURT | COMPLETE | HOME | 3,500.00 | 3,500.00 | 0.00 |

PRO2_text_9-9-08
 U. S. DEPARTMENT OF HOUSING AND URBAN DEVELOPMENT
 OFFICE OF COMMUNITY PLANNING AND DEVELOPMENT
 INTEGRATED DISBURSEMENT AND INFORMATION SYSTEM
 LIST OF ACTIVITIES BY PROGRAM YEAR AND PROJECT
 INDIANA

| PGM YR-PROJECT | IDIS ACT ID | ACTIVITY NAME | STATUS | PGM | FUNDED AMOUNT | NET DRAWN AMOUNT | BALANCE |
|----------------|-------------|------------------------------------|----------|------|---------------|------------------|---------|
| | 23820 | 4061 KNOLLWOOD AVENUE | COMPLETE | HOME | 3,500.00 | 3,500.00 | 0.00 |
| | 23841 | 1557 JUNIPER LANE | COMPLETE | HOME | 3,500.00 | 3,500.00 | 0.00 |
| | 23842 | 606 GREENWAY STREET | COMPLETE | HOME | 3,500.00 | 3,500.00 | 0.00 |
| | 23845 | 4435 ROTTERDAM | COMPLETE | HOME | 3,500.00 | 3,500.00 | 0.00 |
| | 23855 | 1123 SOUTH 30TH STREET | COMPLETE | HOME | 3,500.00 | 3,500.00 | 0.00 |
| | 23880 | 1110 BARRINGTON RIDGE | COMPLETE | HOME | 3,500.00 | 3,500.00 | 0.00 |
| | 23891 | 8418 SANSA STREET | COMPLETE | HOME | 3,500.00 | 3,500.00 | 0.00 |
| | 23893 | 1031 DUBAIL STREET 1 | COMPLETE | HOME | 2,375.00 | 2,375.00 | 0.00 |
| | 23931 | 305 PEARL STREET | COMPLETE | HOME | 3,500.00 | 3,500.00 | 0.00 |
| | 23934 | 435 RED TAIL LANE | COMPLETE | HOME | 3,500.00 | 3,500.00 | 0.00 |
| | 23935 | 6736 STANHOPE DRIVE | COMPLETE | HOME | 3,500.00 | 3,500.00 | 0.00 |
| | 23936 | 5003 AMBER CREEK DRIVE 206 | COMPLETE | HOME | 3,500.00 | 3,500.00 | 0.00 |
| | 23937 | 4658 FARRINGTON AVENUE | COMPLETE | HOME | 2,900.00 | 2,900.00 | 0.00 |
| | 23938 | 6927 OLER ROAD | COMPLETE | HOME | 3,500.00 | 3,500.00 | 0.00 |
| | 23939 | 6243 GLEN FLINT COURT | COMPLETE | HOME | 3,500.00 | 3,500.00 | 0.00 |
| | 23942 | 13302 ASHWOOD DRIVE | COMPLETE | HOME | 3,500.00 | 3,500.00 | 0.00 |
| | 23946 | 634 NORTH MAIN | COMPLETE | HOME | 3,500.00 | 3,500.00 | 0.00 |
| | 23947 | 7645 STOCKARD STREET | COMPLETE | HOME | 9,790.00 | 9,790.00 | 0.00 |
| | 23948 | 230 VEHSLAGE | COMPLETE | HOME | 3,500.00 | 3,500.00 | 0.00 |
| | 23949 | 1660 KESSLER BOULEVARD NORTH DRIVE | COMPLETE | HOME | 2,900.00 | 2,900.00 | 0.00 |
| | 23950 | 6916 HESSEN CASSEL ROAD | COMPLETE | HOME | 3,225.00 | 3,225.00 | 0.00 |
| | 23951 | 9429 WEST DOCKSIDE CIRCLE | COMPLETE | HOME | 3,363.00 | 3,363.00 | 0.00 |
| | 23952 | 1314 SOUTH 28TH STREET | COMPLETE | HOME | 2,460.00 | 2,460.00 | 0.00 |
| | 23953 | 1701 TILDEN AVENUE | COMPLETE | HOME | 3,500.00 | 3,500.00 | 0.00 |
| | 23954 | 4102 LUXEMBOURG CIRCLE EAST | COMPLETE | HOME | 3,500.00 | 3,500.00 | 0.00 |
| | 23955 | 8051 STATES BEND DRIVE | COMPLETE | HOME | 3,500.00 | 3,500.00 | 0.00 |
| | 23958 | 9452 FORDHAM STREET 39 | COMPLETE | HOME | 2,400.00 | 2,400.00 | 0.00 |
| | 23960 | 5621 HYACINTH WAY | COMPLETE | HOME | 3,500.00 | 3,500.00 | 0.00 |
| | 23961 | 2426 ST PAUL | COMPLETE | HOME | 3,495.00 | 3,495.00 | 0.00 |
| | 23963 | 138 THISTLE WOOD DRIVE | COMPLETE | HOME | 3,500.00 | 3,500.00 | 0.00 |
| | 23965 | 3616 NORTH OLNEY STREET | COMPLETE | HOME | 3,000.00 | 3,000.00 | 0.00 |
| | 23966 | 3864 GUILFORD AVENUE | COMPLETE | HOME | 3,420.00 | 3,420.00 | 0.00 |
| | 23967 | 410 SOUTH JOHN STREET | COMPLETE | HOME | 3,500.00 | 3,500.00 | 0.00 |
| | 23968 | 111 FREMONT | COMPLETE | HOME | 3,425.00 | 3,425.00 | 0.00 |
| | 23971 | 2867 BEETHOVEN AVENUE | COMPLETE | HOME | 3,500.00 | 3,500.00 | 0.00 |
| | 23972 | 1512 JOHNSON LANE | COMPLETE | HOME | 3,500.00 | 3,500.00 | 0.00 |
| | 23973 | 210 NORTH JEFFERSON | COMPLETE | HOME | 3,500.00 | 3,500.00 | 0.00 |
| | 23975 | 4825 FAIRFIELD AVENUE | COMPLETE | HOME | 3,500.00 | 3,500.00 | 0.00 |
| | 23976 | 1512 NEW PARIS PIKE | COMPLETE | HOME | 3,350.00 | 3,350.00 | 0.00 |
| | 23977 | 4136 WINDING PARK DRIVE | COMPLETE | HOME | 3,500.00 | 3,500.00 | 0.00 |
| | 23978 | 2209 EAST 5TH STREET | COMPLETE | HOME | 2,845.00 | 2,845.00 | 0.00 |
| | 23982 | 12485 SCHOOLHOUSE ROAD | COMPLETE | HOME | 3,500.00 | 3,500.00 | 0.00 |
| | 23983 | 170 NORTH WAGON ROAD | COMPLETE | HOME | 3,500.00 | 3,500.00 | 0.00 |
| | 23984 | 337 ANDERSON ROAD | COMPLETE | HOME | 1,900.00 | 1,900.00 | 0.00 |
| | 23987 | 1090 CHERRYFIELD LANE | COMPLETE | HOME | 3,500.00 | 3,500.00 | 0.00 |

PRO2_text_9-9-08
 U. S. DEPARTMENT OF HOUSING AND URBAN DEVELOPMENT
 OFFICE OF COMMUNITY PLANNING AND DEVELOPMENT
 INTEGRATED DISBURSEMENT AND INFORMATION SYSTEM
 LIST OF ACTIVITIES BY PROGRAM YEAR AND PROJECT
 INDIANA

| PGM YR-PROJECT | IDIS ACT ID | ACTIVITY NAME | STATUS | PGM | FUNDED AMOUNT | NET DRAWN AMOUNT | BALANCE |
|----------------|-------------|---------------------------------|----------|------|---------------|------------------|---------|
| | 23988 | 943 STREAMSIDE DRIVE | COMPLETE | HOME | 3,500.00 | 3,500.00 | 0.00 |
| | 23992 | 355 WEST MAIN STREET | COMPLETE | HOME | 3,500.00 | 3,500.00 | 0.00 |
| | 24000 | 10536 WINTERGREEN WAY | COMPLETE | HOME | 3,500.00 | 3,500.00 | 0.00 |
| | 24001 | 8459 NORTH COUNTY ROAD 50 WEST | COMPLETE | HOME | 3,500.00 | 3,500.00 | 0.00 |
| | 24003 | 3310 BLACK FOREST LANE | COMPLETE | HOME | 3,500.00 | 3,500.00 | 0.00 |
| | 24004 | 1441 WEST 7TH STREET | COMPLETE | HOME | 1,250.00 | 1,250.00 | 0.00 |
| | 24005 | 812 WEST 7TH STREET | BUDGETED | HOME | 0.00 | 0.00 | 0.00 |
| | 24006 | 303 BACKWOOD DRIVE | COMPLETE | HOME | 3,500.00 | 3,500.00 | 0.00 |
| | 24012 | 6587 DUNSDIN DRIVE | COMPLETE | HOME | 3,500.00 | 3,500.00 | 0.00 |
| | 24014 | 1325 JOYCE DRIVE | COMPLETE | HOME | 3,500.00 | 3,500.00 | 0.00 |
| | 24016 | 1125 KENSINGTON DRIVE | COMPLETE | HOME | 3,500.00 | 3,500.00 | 0.00 |
| | 24017 | 644 EAST CUMBERLAND | COMPLETE | HOME | 2,625.00 | 2,625.00 | 0.00 |
| | 24019 | 1709 VILLAGE LANE | COMPLETE | HOME | 3,500.00 | 3,500.00 | 0.00 |
| | 24021 | 866 HARVEST LAKE DRIVE | COMPLETE | HOME | 14,999.00 | 14,999.00 | 0.00 |
| | 24022 | 6587 DUNSDIN DRIVE | BUDGETED | HOME | 0.00 | 0.00 | 0.00 |
| | 24027 | 2138 ROBIN ROAD | BUDGETED | HOME | 0.00 | 0.00 | 0.00 |
| | | PROJECT TOTALS | | HOME | 360,707.00 | 360,707.00 | 0.00 |
| 2007-0137 | 2007 | IHCDA HOME DPA FUNDS | | | | | |
| | 23271 | 8117 STATES BEND DRIVE | COMPLETE | HOME | 3,500.00 | 3,500.00 | 0.00 |
| | 23381 | 599 GREENWAY STREET | COMPLETE | HOME | 3,500.00 | 3,500.00 | 0.00 |
| | 23489 | 18 HIGHLAND STREET | COMPLETE | HOME | 7,350.00 | 7,350.00 | 0.00 |
| | 23643 | 528 KEWANNA DRIVE | COMPLETE | HOME | 3,500.00 | 3,500.00 | 0.00 |
| | 23645 | 1381 BLUESTEM DRIVE | COMPLETE | HOME | 3,500.00 | 3,500.00 | 0.00 |
| | 23692 | 4140 CANDY APPLE COURT | COMPLETE | HOME | 3,500.00 | 3,500.00 | 0.00 |
| | 23751 | 1209 10TH STREET | COMPLETE | HOME | 3,500.00 | 3,500.00 | 0.00 |
| | 23753 | 6607 CROSS KEY DRIVE | COMPLETE | HOME | 3,500.00 | 3,500.00 | 0.00 |
| | 23778 | 7725 BECKONBAUER PLACE | COMPLETE | HOME | 3,500.00 | 3,500.00 | 0.00 |
| | 23791 | 4909 NORMAL AVENUE | COMPLETE | HOME | 8,100.00 | 8,100.00 | 0.00 |
| | 23805 | 1515 MACARTHUR DRIVE | COMPLETE | HOME | 3,500.00 | 3,500.00 | 0.00 |
| | 23840 | 5709 ENSENADA AVENUE | COMPLETE | HOME | 3,395.00 | 3,395.00 | 0.00 |
| | 23878 | 2712 NORTH LOCKE STREET | UNDERWAY | HOME | 7,500.00 | 7,500.00 | 0.00 |
| | 23885 | 462 EAST WATER STREET | COMPLETE | HOME | 3,500.00 | 3,500.00 | 0.00 |
| | 23889 | 203 BURKE STREET | COMPLETE | HOME | 3,500.00 | 3,500.00 | 0.00 |
| | 23898 | 8985 EAST 200 NORTH | COMPLETE | HOME | 3,500.00 | 3,500.00 | 0.00 |
| | 23932 | 1628 BUCKSKIN DRIVE | COMPLETE | HOME | 3,500.00 | 3,500.00 | 0.00 |
| | 23933 | 2990 EAST COUNTY ROAD 150 SOUTH | COMPLETE | HOME | 3,500.00 | 3,500.00 | 0.00 |
| | 23940 | 5609 PINE HILL ROAD | COMPLETE | HOME | 3,500.00 | 3,500.00 | 0.00 |
| | 23941 | 8110 BROOKMONT CIRCLE 320 | COMPLETE | HOME | 3,500.00 | 3,500.00 | 0.00 |
| | 23957 | 12744 WHITE RABBIT WAY | BUDGETED | HOME | 0.00 | 0.00 | 0.00 |
| | 23962 | 7150 EAGLE COVE NORTH DRIVE | COMPLETE | HOME | 3,500.00 | 3,500.00 | 0.00 |
| | 23969 | 5349 FALCON LANE | COMPLETE | HOME | 3,500.00 | 3,500.00 | 0.00 |
| | 23970 | 7818 EAST GATEWOOD | COMPLETE | HOME | 2,430.00 | 2,430.00 | 0.00 |
| | 23974 | 6138 MACBETH COURT | COMPLETE | HOME | 3,500.00 | 3,500.00 | 0.00 |

PRO2_text_9-9-08
 U. S. DEPARTMENT OF HOUSING AND URBAN DEVELOPMENT
 OFFICE OF COMMUNITY PLANNING AND DEVELOPMENT
 INTEGRATED DISBURSEMENT AND INFORMATION SYSTEM
 LIST OF ACTIVITIES BY PROGRAM YEAR AND PROJECT
 INDIANA

| PGM YR-PROJECT | IDIS ACT ID | ACTIVITY NAME | STATUS | PGM | FUNDED AMOUNT | NET DRAWN AMOUNT | BALANCE |
|----------------|-------------|-------------------------------|----------|------|---------------|------------------|---------|
| | 23985 | 1833 EMERALD LEAF COURT | COMPLETE | HOME | 3,500.00 | 3,500.00 | 0.00 |
| | 23986 | 204 JACKSON STREET | COMPLETE | HOME | 3,500.00 | 3,500.00 | 0.00 |
| | 23990 | 3117 EAST 1100 NORTH | UNDERWAY | HOME | 3,500.00 | 3,500.00 | 0.00 |
| | 23999 | 8366 BURKET WAY | COMPLETE | HOME | 3,500.00 | 3,500.00 | 0.00 |
| | 24002 | 4351 WILLIAMS ROAD | COMPLETE | HOME | 14,999.00 | 14,999.00 | 0.00 |
| | 24007 | 2350 NORTH 11TH STREET | COMPLETE | HOME | 2,220.00 | 2,220.00 | 0.00 |
| | 24013 | 8838 WEST 30TH STREET | COMPLETE | HOME | 3,015.00 | 3,015.00 | 0.00 |
| | 24015 | 2343 SUMMERWOOD LANE | COMPLETE | HOME | 3,500.00 | 3,500.00 | 0.00 |
| | 24018 | 2134 LINDENWOOD AVENUE | COMPLETE | HOME | 3,500.00 | 3,500.00 | 0.00 |
| | 24020 | 6330 RIVER RUN DRIVE | COMPLETE | HOME | 3,500.00 | 3,500.00 | 0.00 |
| | 24028 | 10 WEST DUDLEY STREET | COMPLETE | HOME | 3,500.00 | 3,500.00 | 0.00 |
| | 24029 | 626 MAPLE COURT | COMPLETE | HOME | 3,500.00 | 3,500.00 | 0.00 |
| | 24030 | 4821 WEST NAOMI STREET | COMPLETE | HOME | 2,745.00 | 2,745.00 | 0.00 |
| | 24031 | 306 VIRGINIA COURT | BUDGETED | HOME | 0.00 | 0.00 | 0.00 |
| | 24032 | 10331 KIOWA DRIVE | COMPLETE | HOME | 9,000.00 | 9,000.00 | 0.00 |
| | 24033 | 208 EAST PLUM STREET | COMPLETE | HOME | 2,500.00 | 2,500.00 | 0.00 |
| | 24034 | 412 BROOKSIDE LANE | COMPLETE | HOME | 3,500.00 | 3,500.00 | 0.00 |
| | 24035 | 8364 PUNTO ALTO DRIVE | COMPLETE | HOME | 2,362.00 | 2,362.00 | 0.00 |
| | 24036 | 4511 CALHOUN STREET | COMPLETE | HOME | 7,450.00 | 7,450.00 | 0.00 |
| | 24037 | 2421 BLUESTEM DRIVE | BUDGETED | HOME | 0.00 | 0.00 | 0.00 |
| | 24038 | 514 WEST 1ST STREET | COMPLETE | HOME | 3,500.00 | 3,500.00 | 0.00 |
| | 24039 | 718 NORTH WALNUT | UNDERWAY | HOME | 3,500.00 | 3,500.00 | 0.00 |
| | 24040 | 9205 WALNUT STREET | BUDGETED | HOME | 0.00 | 0.00 | 0.00 |
| | 24041 | 3005 INWOOD DRIVE | COMPLETE | HOME | 3,495.00 | 3,495.00 | 0.00 |
| | 24042 | 8118 GATHERING LANE | COMPLETE | HOME | 3,500.00 | 3,500.00 | 0.00 |
| | 24043 | 3437 MORGAN TRAIL | COMPLETE | HOME | 3,500.00 | 3,500.00 | 0.00 |
| | 24044 | 1703 JUSTIN DRIVE | COMPLETE | HOME | 3,500.00 | 3,500.00 | 0.00 |
| | 24046 | 2002 AUGUSTA COURT | COMPLETE | HOME | 3,500.00 | 3,500.00 | 0.00 |
| | 24047 | 322 JACKSON STREET | COMPLETE | HOME | 3,500.00 | 3,500.00 | 0.00 |
| | 24048 | 621 EAST 3RD STREET | COMPLETE | HOME | 2,830.00 | 2,830.00 | 0.00 |
| | 24049 | 1820 WEST ALTO ROAD | BUDGETED | HOME | 0.00 | 0.00 | 0.00 |
| | 24050 | 539 SHORE LANE | COMPLETE | HOME | 3,500.00 | 3,500.00 | 0.00 |
| | 24051 | 2725 NORTH KRISTEN EAST DRIVE | COMPLETE | HOME | 3,500.00 | 3,500.00 | 0.00 |
| | 24052 | 1862 CRUFT STREET | COMPLETE | HOME | 3,495.00 | 3,495.00 | 0.00 |
| | 24053 | 2416 CABIN HILL ROAD | COMPLETE | HOME | 3,500.00 | 3,500.00 | 0.00 |
| | 24054 | 647 GEETING DRIVE | COMPLETE | HOME | 3,500.00 | 3,500.00 | 0.00 |
| | 24056 | 5238 TAMARISK COURT | COMPLETE | HOME | 3,500.00 | 3,500.00 | 0.00 |
| | 24057 | 740 FAIRWAY STREET | COMPLETE | HOME | 3,500.00 | 3,500.00 | 0.00 |
| | 24058 | 1135 BACON STREET | COMPLETE | HOME | 3,500.00 | 3,500.00 | 0.00 |
| | 24059 | 1540 WOODMERE DRIVE | COMPLETE | HOME | 3,500.00 | 3,500.00 | 0.00 |
| | 24060 | 3414 CORALBERRY COURT | COMPLETE | HOME | 8,400.00 | 8,400.00 | 0.00 |
| | 24061 | 609 EAST BROADWAY DRIVE | COMPLETE | HOME | 3,500.00 | 3,500.00 | 0.00 |
| | 24062 | 8046 PAVILION COURT | BUDGETED | HOME | 0.00 | 0.00 | 0.00 |
| | 24063 | 1705 EAST DONALD STREET | COMPLETE | HOME | 2,600.00 | 2,600.00 | 0.00 |
| | 24067 | 7802 BOMBAY LANE | COMPLETE | HOME | 13,500.00 | 13,500.00 | 0.00 |

PR02_text_9-9-08
 U. S. DEPARTMENT OF HOUSING AND URBAN DEVELOPMENT
 OFFICE OF COMMUNITY PLANNING AND DEVELOPMENT
 INTEGRATED DISBURSEMENT AND INFORMATION SYSTEM
 LIST OF ACTIVITIES BY PROGRAM YEAR AND PROJECT
 INDIANA

| PGM YR- PROJECT | IDIS ACT ID | ACTIVITY NAME | STATUS | PGM | FUNDED AMOUNT | NET DRAWN AMOUNT | BALANCE |
|--------------------|----------------|-------------------------------|----------|------|---------------|------------------|---------|
| | 24068 | 8109 WHI STLEWOOD DRIVE | UNDERWAY | HOME | 11,513.00 | 11,513.00 | 0.00 |
| | 24069 | 15496 SANDLANDS CIRCLE | BUDGETED | HOME | 0.00 | 0.00 | 0.00 |
| | 24081 | 2164 EAST TENNESSEE STREET | COMPLETE | HOME | 3,500.00 | 3,500.00 | 0.00 |
| | 24082 | 2407 MAUMEE PLACE | COMPLETE | HOME | 3,500.00 | 3,500.00 | 0.00 |
| | 24084 | 23971 BANYAN CIRCLE | UNDERWAY | HOME | 3,500.00 | 3,500.00 | 0.00 |
| | 24085 | 983 JAMES AVENUE | BUDGETED | HOME | 0.00 | 0.00 | 0.00 |
| | 24086 | 635 NORTH GLADSTONE | BUDGETED | HOME | 0.00 | 0.00 | 0.00 |
| | 24087 | 1709 DEWEY PLACE | COMPLETE | HOME | 2,050.00 | 2,050.00 | 0.00 |
| | 24088 | 1868 NORTH LAYMAN AVENUE | COMPLETE | HOME | 3,050.00 | 3,050.00 | 0.00 |
| | 24089 | 114 BROADMOOR AVENUE | COMPLETE | HOME | 3,500.00 | 3,500.00 | 0.00 |
| | 24090 | 3081 STAGHORN WAY | COMPLETE | HOME | 3,500.00 | 3,500.00 | 0.00 |
| | 24091 | 14609 MEADOWCREEK DRIVE | COMPLETE | HOME | 3,500.00 | 3,500.00 | 0.00 |
| | 24093 | 3524 EAST 294 SOUTH | COMPLETE | HOME | 3,000.00 | 3,000.00 | 0.00 |
| | 24106 | 1405 DUNHAM ON BERKLEY STREET | BUDGETED | HOME | 0.00 | 0.00 | 0.00 |
| | 24107 | 10826 SPIRIT DRIVE | UNDERWAY | HOME | 3,500.00 | 3,500.00 | 0.00 |
| | 24108 | 5965 DEERWOOD COURT | COMPLETE | HOME | 3,120.00 | 3,120.00 | 0.00 |
| | 24119 | 1020 NORTH BELLEVIEW PLACE | COMPLETE | HOME | 5,000.00 | 5,000.00 | 0.00 |
| | 24127 | 795 NORTH SYCAMORE STREET | BUDGETED | HOME | 0.00 | 0.00 | 0.00 |
| | 24128 | 4443 NORTH EDMONDSON AVENUE | COMPLETE | HOME | 7,990.00 | 7,990.00 | 0.00 |
| | 24129 | 3206 SNOWY LANE | COMPLETE | HOME | 3,500.00 | 3,500.00 | 0.00 |
| | 24130 | 6729 EARLSWOOD DRIVE | COMPLETE | HOME | 3,500.00 | 3,500.00 | 0.00 |
| | 24131 | 57612 ROYS AVENUE | COMPLETE | HOME | 3,500.00 | 3,500.00 | 0.00 |
| | 24132 | 2133 MAIN STREET | BUDGETED | HOME | 0.00 | 0.00 | 0.00 |
| | 24133 | 3041 HEMLOCK WAY | UNDERWAY | HOME | 3,250.00 | 3,250.00 | 0.00 |
| | 24134 | 3008 OSCEOLA LANE | BUDGETED | HOME | 0.00 | 0.00 | 0.00 |
| | 24159 | 10408 KENSIL STREET | COMPLETE | HOME | 3,500.00 | 3,500.00 | 0.00 |
| | 24160 | 3253 UNDERWOOD DRIVE | UNDERWAY | HOME | 3,500.00 | 3,500.00 | 0.00 |
| | 24161 | 507 REDFERN DRIVE | COMPLETE | HOME | 3,500.00 | 3,500.00 | 0.00 |
| | 24167 | 3717 COLOGUE | BUDGETED | HOME | 0.00 | 0.00 | 0.00 |
| | 24168 | 802 POWHATAN DRIVE | COMPLETE | HOME | 3,500.00 | 3,500.00 | 0.00 |
| | 24169 | 4651 CARADOR LANE | UNDERWAY | HOME | 13,434.00 | 13,434.00 | 0.00 |
| | 24170 | 249 WEST LOCUST STREET | BUDGETED | HOME | 0.00 | 0.00 | 0.00 |
| | 24191 | 2908 SOUTHEAST PARKWAY | COMPLETE | HOME | 1,737.00 | 1,737.00 | 0.00 |
| | 24192 | 11862 NORTH DIVISION ROAD | UNDERWAY | HOME | 3,500.00 | 3,500.00 | 0.00 |
| | 24193 | 4057 NORTH TERRY ROAD | UNDERWAY | HOME | 3,500.00 | 3,500.00 | 0.00 |
| | 24194 | 2914 CHARLOTTE AVENUE | COMPLETE | HOME | 3,500.00 | 3,500.00 | 0.00 |
| | 24195 | 514 SOUTH JEFFERSON STREET | BUDGETED | HOME | 0.00 | 0.00 | 0.00 |
| | 24196 | 8016 GROVE BERRY WAY | UNDERWAY | HOME | 3,400.00 | 3,400.00 | 0.00 |
| | 24207 | 9610 ACACIA PASSAGE | UNDERWAY | HOME | 8,750.00 | 8,750.00 | 0.00 |
| | 24209 | 5302 FALCON LANE | BUDGETED | HOME | 0.00 | 0.00 | 0.00 |
| | 24210 | 1028 SOUTH TOMPKINS STREET | BUDGETED | HOME | 0.00 | 0.00 | 0.00 |
| | 24213 | 1424 PARK DRIVE | BUDGETED | HOME | 0.00 | 0.00 | 0.00 |
| | 24214 | 5832 RUSKIN WEST PLACE | BUDGETED | HOME | 0.00 | 0.00 | 0.00 |
| | 24215 | 4251 TRACE EDGE LANE | UNDERWAY | HOME | 3,500.00 | 3,500.00 | 0.00 |
| | 24216 | 647 HOLLOW PEAR DRIVE | UNDERWAY | HOME | 14,999.00 | 14,999.00 | 0.00 |

PRO2_text_9-9-08
 U. S. DEPARTMENT OF HOUSING AND URBAN DEVELOPMENT
 OFFICE OF COMMUNITY PLANNING AND DEVELOPMENT
 INTEGRATED DISBURSEMENT AND INFORMATION SYSTEM
 LIST OF ACTIVITIES BY PROGRAM YEAR AND PROJECT
 INDIANA

| PGM YR-PROJECT | IDIS ACT ID | ACTIVITY NAME | STATUS | PGM | FUNDED AMOUNT | NET DRAWN AMOUNT | BALANCE |
|----------------|-------------|---------------------------------|----------|------|---------------|------------------|----------|
| | 24217 | 3225 PATTON DRIVE | UNDERWAY | HOME | 3,500.00 | 3,500.00 | 0.00 |
| | 24218 | 1950 THORNBRO DRIVE | UNDERWAY | HOME | 3,500.00 | 3,500.00 | 0.00 |
| | 24219 | 8008 PEBBLE CREEK PLACE | UNDERWAY | HOME | 3,500.00 | 3,500.00 | 0.00 |
| | 24220 | 8035 WILDWOOD FARMS DRIVE | BUDGETED | HOME | 0.00 | 0.00 | 0.00 |
| | 24221 | 110 WEST COTTOM AVENUE | UNDERWAY | HOME | 3,500.00 | 3,500.00 | 0.00 |
| | 24222 | 5220 WEST COUNTY ROAD 150 SOUTH | BUDGETED | HOME | 0.00 | 0.00 | 0.00 |
| | 24223 | 1813 KNOX STREET | UNDERWAY | HOME | 3,500.00 | 3,500.00 | 0.00 |
| | 24224 | 209 PENNSYLVANIA COURT | UNDERWAY | HOME | 6,300.00 | 6,300.00 | 0.00 |
| | 24225 | 152 MEADOW PLACE | UNDERWAY | HOME | 3,425.00 | 3,425.00 | 0.00 |
| | 24226 | 10652 STILL WATER ROAD | UNDERWAY | HOME | 3,500.00 | 3,500.00 | 0.00 |
| | 24227 | 6230 AMARILLO DRIVE | UNDERWAY | HOME | 2,800.00 | 2,800.00 | 0.00 |
| | 24228 | 1429 BLUESTEM DRIVE | BUDGETED | HOME | 0.00 | 0.00 | 0.00 |
| | 24229 | 9602 ENGLAND COURT | UNDERWAY | HOME | 3,500.00 | 3,500.00 | 0.00 |
| | 24235 | 2160 QUARTER PATH ROAD | UNDERWAY | HOME | 3,500.00 | 3,500.00 | 0.00 |
| | 24287 | 831 TRAIL RIDGE COURT | UNDERWAY | HOME | 3,500.00 | 3,500.00 | 0.00 |
| | 24330 | 1205 CURDES AVENUE | UNDERWAY | HOME | 3,400.00 | 3,400.00 | 0.00 |
| | 24331 | 221 CLARINET BLVD EAST | UNDERWAY | HOME | 3,500.00 | 3,500.00 | 0.00 |
| | 24332 | 607 SOUTH 19TH ST | UNDERWAY | HOME | 3,500.00 | 3,500.00 | 0.00 |
| | 24333 | 901 E SOUTH ST | UNDERWAY | HOME | 3,500.00 | 3,500.00 | 0.00 |
| | 24334 | 1002 E BRADFORD ST | UNDERWAY | HOME | 2,745.00 | 2,745.00 | 0.00 |
| | 24335 | 2252 SUMMERFIELD DR | UNDERWAY | HOME | 3,500.00 | 3,500.00 | 0.00 |
| | 24336 | 1953 N BERWICK AVE | UNDERWAY | HOME | 3,375.00 | 3,375.00 | 0.00 |
| | 24337 | 110 S JEFFERSON ST | UNDERWAY | HOME | 3,500.00 | 3,500.00 | 0.00 |
| | 24338 | 320 KECK AVE | UNDERWAY | HOME | 2,250.00 | 2,250.00 | 0.00 |
| | 24339 | 3119 DANUBE WAY | UNDERWAY | HOME | 3,500.00 | 3,500.00 | 0.00 |
| | 24340 | 3525 MINNESOTA ST | UNDERWAY | HOME | 1,750.00 | 1,750.00 | 0.00 |
| | 24341 | 15145 ELKHART ST | UNDERWAY | HOME | 2,300.00 | 2,300.00 | 0.00 |
| | 24342 | 1701 MAGNOLIA | UNDERWAY | HOME | 7,800.00 | 7,800.00 | 0.00 |
| | 24343 | 1004 WESTWOOD DR | UNDERWAY | HOME | 3,195.00 | 3,195.00 | 0.00 |
| | 24344 | 1815 SHORT STREET | UNDERWAY | HOME | 2,925.00 | 2,925.00 | 0.00 |
| | 24345 | 4309 MAXWELL AVE | UNDERWAY | HOME | 3,500.00 | 3,500.00 | 0.00 |
| | 24346 | 2611 EAST 140TH PLACE | UNDERWAY | HOME | 1,300.00 | 1,300.00 | 0.00 |
| | 24347 | 6421 MIDFIELD DR | UNDERWAY | HOME | 3,500.00 | 3,500.00 | 0.00 |
| | 24348 | 3021 BRANDENBURG DR | UNDERWAY | HOME | 3,500.00 | 3,500.00 | 0.00 |
| | 24349 | 8827 TRUMPETER DR | UNDERWAY | HOME | 3,500.00 | 3,500.00 | 0.00 |
| | 24350 | 5219 GARDENVIEW AVE | UNDERWAY | HOME | 3,250.00 | 3,250.00 | 0.00 |
| | 24351 | 7641 E 34TH PLACE | UNDERWAY | HOME | 3,250.00 | 3,250.00 | 0.00 |
| | 24352 | 3120 STAGHORN WAY | UNDERWAY | HOME | 3,500.00 | 3,500.00 | 0.00 |
| | 24353 | 621 33RD STREET | UNDERWAY | HOME | 3,500.00 | 3,500.00 | 0.00 |
| | 24354 | 2858 WOLFGANG WAY | UNDERWAY | HOME | 3,500.00 | 3,500.00 | 0.00 |
| | 24355 | 14134 HAYES COURT NORTHEAST | UNDERWAY | HOME | 3,500.00 | 3,500.00 | 0.00 |
| | 24356 | 6323 COOPER POINTE DRIVE | UNDERWAY | HOME | 3,500.00 | 3,500.00 | 0.00 |
| | 24361 | 47 OMEGA LANE | BUDGETED | HOME | 3,375.00 | 0.00 | 3,375.00 |
| | 24362 | 1146 STANLEY AVENUE | BUDGETED | HOME | 3,500.00 | 0.00 | 3,500.00 |
| | 24363 | 1302 STANDISH AVENUE | BUDGETED | HOME | 3,300.00 | 0.00 | 3,300.00 |

PRO2_text_9-9-08
 U. S. DEPARTMENT OF HOUSING AND URBAN DEVELOPMENT
 OFFICE OF COMMUNITY PLANNING AND DEVELOPMENT
 INTEGRATED DISBURSEMENT AND INFORMATION SYSTEM
 LIST OF ACTIVITIES BY PROGRAM YEAR AND PROJECT
 INDIANA

| PGM YR- PROJECT | IDIS ACT ID | ACTIVITY NAME | STATUS | PGM | FUNDED AMOUNT | NET DRAWN AMOUNT | BALANCE |
|--------------------|----------------|---------------------------------------|----------------|------|---------------|------------------|------------|
| | | | PROJECT TOTALS | HOME | 553,419.00 | 543,244.00 | 10,175.00 |
| 2007-0138 | CH-007-015/ | THE AFFORDABLE HOUSING CORP OF MARION | | | | | |
| | 23580 | CH-007-015/CHDO OPERATING/AHC | BUDGETED | HOME | 26,500.00 | 0.00 | 26,500.00 |
| 2007-0140 | HM-007-006/ | HOUSING PARTNERSHIPS | | | | | |
| | 23634 | HM-007-006/HPA ADMIN | BUDGETED | HOME | 30,000.00 | 0.00 | 30,000.00 |
| | 23702 | 845 WERNER AVENUE | UNDERWAY | HOME | 49,650.00 | 45,000.00 | 4,650.00 |
| | 23703 | 613 CHESTNUT STREET | UNDERWAY | HOME | 42,850.00 | 42,850.00 | 0.00 |
| | 23858 | 1039 CALIFORNIA STREET | UNDERWAY | HOME | 49,650.00 | 49,650.00 | 0.00 |
| | 24077 | 742 COTTAGE AVE | UNDERWAY | HOME | 52,250.00 | 40,000.00 | 12,250.00 |
| | 24078 | 854 WERNER AVE | UNDERWAY | HOME | 45,150.00 | 40,150.00 | 5,000.00 |
| | 24079 | 731 COTTAGE AVE | BUDGETED | HOME | 45,000.00 | 0.00 | 45,000.00 |
| | | | PROJECT TOTALS | HOME | 314,550.00 | 217,650.00 | 96,900.00 |
| 2007-0141 | HM-007-004/ | AFFORDABLE HOUSING CORP | | | | | |
| | 23691 | HM-007-004/AFFORDABLE HOUSING/ADMIN | BUDGETED | HOME | 0.00 | 0.00 | 0.00 |
| | 23779 | FOURTH AND GALLATIN STREETS | UNDERWAY | HOME | 518,700.00 | 55,000.00 | 463,700.00 |
| | | | PROJECT TOTALS | HOME | 518,700.00 | 55,000.00 | 463,700.00 |
| 2007-0143 | CH-006-009/ | LACASA | | | | | |
| | 23848 | 320 LASALLE STREET | UNDERWAY | HOME | 470,000.00 | 470,000.00 | 0.00 |
| 2007-0144 | HM-007-007/ | CAP WESTERN IN | | | | | |
| | 23989 | HM-007-007/CAP WESTERN IN/ADMIN | UNDERWAY | HOME | 22,510.00 | 2,345.90 | 20,164.10 |
| | 23991 | 221 WEST COURT DRIVE | UNDERWAY | HOME | 55,250.00 | 3,703.60 | 51,546.40 |
| | 23993 | 217 WEST COURT DRIVE | UNDERWAY | HOME | 55,250.00 | 753.60 | 54,496.40 |
| | 23994 | 205 WEST COURT DRIVE | UNDERWAY | HOME | 55,250.00 | 753.60 | 54,496.40 |
| | 23995 | 206 WEST COURT DRIVE | UNDERWAY | HOME | 55,250.00 | 753.60 | 54,496.40 |
| | 23996 | 210 WEST COURT DRIVE | UNDERWAY | HOME | 55,250.00 | 39,243.39 | 16,006.61 |
| | 23997 | 218 WEST COURT DRIVE | UNDERWAY | HOME | 55,250.00 | 47,285.60 | 7,964.40 |
| | 23998 | 224-226 WEST COURT DRIVE | UNDERWAY | HOME | 96,300.00 | 1,507.21 | 94,792.79 |
| | | | PROJECT TOTALS | HOME | 450,310.00 | 96,346.50 | 353,963.50 |
| 2007-0145 | HM-007-008/ | LINCOLN HILLS DEVELOPMENT CORP | | | | | |
| | 24065 | HM-007-008 LINCOLN HILLS | BUDGETED | HOME | 37,500.00 | 0.00 | 37,500.00 |
| | 24066 | HM-007-008/LINCOLN HILLS | BUDGETED | HOME | 712,500.00 | 0.00 | 712,500.00 |
| | | | PROJECT TOTALS | HOME | 750,000.00 | 0.00 | 750,000.00 |
| 2007-0146 | TB-008-002 | | | | | | |

PRO2_text_9-9-08
 U. S. DEPARTMENT OF HOUSING AND URBAN DEVELOPMENT
 OFFICE OF COMMUNITY PLANNING AND DEVELOPMENT
 INTEGRATED DISBURSEMENT AND INFORMATION SYSTEM
 LIST OF ACTIVITIES BY PROGRAM YEAR AND PROJECT
 INDIANA

| PGM YR- PROJECT | IDIS ACT ID | ACTIVITY NAME | STATUS | PGM | FUNDED AMOUNT | NET DRAWN AMOUNT | BALANCE |
|--------------------|--|---------------------------------------|----------|------|---------------|------------------|--------------|
| | 24239 | TB-008-002/CATHOLIC CHARITIES INDPLS | BUDGETED | HOME | 0.00 | 0.00 | 0.00 |
| 2007-0147 | TB-008-003/EXODUS REFUGEE IMMIGRATION 24240 | TB-008-003/EXODUS REFUGEE IMMIGRATION | BUDGETED | HOME | 0.00 | 0.00 | 0.00 |
| | | PROGRAM YEAR 2007 TOTALS | | HOME | 4,918,056.70 | 2,160,421.27 | 2,757,635.43 |

PR25_CHDO_text
 U. S. DEPARTMENT OF HOUSING AND URBAN DEVELOPMENT
 OFFICE OF COMMUNITY PLANNING AND DEVELOPMENT
 INTEGRATED DISBURSEMENT AND INFORMATION SYSTEM
 STATUS OF CHDO FUNDS BY FISCAL YEAR
 AS OF : 09/09/08

NAME OF GRANTEE: INDIANA

GRANTEE UOG : 180001/00001

FISCAL YEAR: 1992

| CHDO NAME / OTHER | FUND TYPE | AMOUNT RESERVED | AMOUNT COMMITTED | BALANCE TO COMMIT | %CMTD /RSVD | AMOUNT DISBURSED | %DISB /CMTD |
|--|-----------|-----------------|------------------|-------------------|-------------|------------------|-------------|
| AREA FIVE AGENCY ON AGING | CR | \$0.00 | \$0.00 | \$0.00 | 0.0 | \$0.00 | 0.0 |
| AZUSA CDC | CR | \$0.00 | \$0.00 | \$0.00 | 0.0 | \$0.00 | 0.0 |
| CAP OF WESTERN INDIANA | CR | \$52,236.14 | \$52,236.14 | \$0.00 | 100.0 | \$52,236.14 | 100.0 |
| EASTSIDE COMMUNITY INVESTMENTS | CR | \$209,999.90 | \$209,999.90 | \$0.00 | 100.0 | \$209,999.90 | 100.0 |
| FORT WAYNE NEIGHBORHOOD HOUSING | CR | \$499,999.00 | \$499,999.00 | \$0.00 | 100.0 | \$499,999.00 | 100.0 |
| HOUSING PARTNERSHIPS, INC | CR | \$130,544.62 | \$130,544.62 | \$0.00 | 100.0 | \$130,544.62 | 100.0 |
| HUMAN SERVICES, INC | CR | \$0.00 | \$0.00 | \$0.00 | 0.0 | \$0.00 | 0.0 |
| INTERLOCAL CAP | CR | \$0.00 | \$0.00 | \$0.00 | 0.0 | \$0.00 | 0.0 |
| LA CASA OF GOSHEN, INC | CR | \$334,685.00 | \$334,685.00 | \$0.00 | 100.0 | \$334,685.00 | 100.0 |
| LINCOLN HILLS DEVELOPMENT CORP | CR | \$319,830.48 | \$319,830.48 | \$0.00 | 100.0 | \$319,830.48 | 100.0 |
| MAPLETON-FALL CREEK HOUSING DEV | CR | \$30,000.00 | \$30,000.00 | \$0.00 | 100.0 | \$30,000.00 | 100.0 |
| MARTIN LUTHER KING COMMUNITY DEVELOPMENT | CR | \$60,000.00 | \$60,000.00 | \$0.00 | 100.0 | \$60,000.00 | 100.0 |
| MARTINDALE-BRIGHTWOOD COMM | CR | \$70,000.00 | \$70,000.00 | \$0.00 | 100.0 | \$70,000.00 | 100.0 |
| NORTH CENTRAL COMMUNITY ACTION AGENCIES, INC | CR | \$0.00 | \$0.00 | \$0.00 | 0.0 | \$0.00 | 0.0 |
| SOUTH CENTRAL CAP | CR | \$0.00 | \$0.00 | \$0.00 | 0.0 | \$0.00 | 0.0 |
| SOUTHEAST NEIGHBORHOOD, INC | CR | \$70,000.00 | \$70,000.00 | \$0.00 | 100.0 | \$70,000.00 | 100.0 |
| UNITED NORTHWEST AREA DEV | CR | \$50,000.00 | \$50,000.00 | \$0.00 | 100.0 | \$50,000.00 | 100.0 |
| VEVAY-SWITZERLAND CITY | CR | \$0.00 | \$0.00 | \$0.00 | 0.0 | \$0.00 | 0.0 |
| CO FUNDS NOT SUB-GRANTED TO CHDOS | CO | \$84,038.00 | \$84,038.00 | \$0.00 | 100.0 | \$84,038.00 | 100.0 |
| CC FUNDS NOT SUB-GRANTED TO CHDOS | CC | \$123,729.86 | \$123,729.86 | \$0.00 | 100.0 | \$123,729.86 | 100.0 |
| ----- | | | | | | | |
| TOTAL FOR 1992 : | CR | \$1,827,295.14 | \$1,827,295.14 | \$0.00 | 100.0 | \$1,827,295.14 | 100.0 |
| TOTAL FOR 1992 : | CO | \$84,038.00 | \$84,038.00 | \$0.00 | 100.0 | \$84,038.00 | 100.0 |
| TOTAL FOR 1992 : | CC | \$123,729.86 | \$123,729.86 | \$0.00 | 100.0 | \$123,729.86 | 100.0 |
| ----- | | | | | | | |
| TOTAL FOR 1992 ALL FUNDS (CR+CO+CC+CL) : | | \$2,035,063.00 | \$2,035,063.00 | \$0.00 | 100.0 | \$2,035,063.00 | 100.0 |

FISCAL YEAR: 1993

| CHDO NAME / OTHER | FUND TYPE | AMOUNT RESERVED | AMOUNT COMMITTED | BALANCE TO COMMIT | %CMTD /RSVD | AMOUNT DISBURSED | %DISB /CMTD |
|---------------------------------|-----------|-----------------|------------------|-------------------|-------------|------------------|-------------|
| AREA FIVE AGENCY ON AGING | CR | \$0.00 | \$0.00 | \$0.00 | 0.0 | \$0.00 | 0.0 |
| AZUSA CDC | CR | \$26,736.00 | \$26,736.00 | \$0.00 | 100.0 | \$26,736.00 | 100.0 |
| CAP OF WESTERN INDIANA | CR | \$194,123.00 | \$194,123.00 | \$0.00 | 100.0 | \$194,123.00 | 100.0 |
| ELKHART HOUSING PARTNERSHIP | CR | \$124,500.00 | \$124,500.00 | \$0.00 | 100.0 | \$124,500.00 | 100.0 |
| FORT WAYNE NEIGHBORHOOD HOUSING | CR | \$118,626.00 | \$118,626.00 | \$0.00 | 100.0 | \$118,626.00 | 100.0 |
| HOUSING PARTNERSHIPS, INC | CR | \$167,215.00 | \$167,215.00 | \$0.00 | 100.0 | \$167,215.00 | 100.0 |
| HUMAN SERVICES, INC | CR | \$4,500.00 | \$4,500.00 | \$0.00 | 100.0 | \$4,500.00 | 100.0 |

PR25_CHDO_text
 U. S. DEPARTMENT OF HOUSING AND URBAN DEVELOPMENT
 OFFICE OF COMMUNITY PLANNING AND DEVELOPMENT
 INTEGRATED DISBURSEMENT AND INFORMATION SYSTEM
 STATUS OF CHDO FUNDS BY FISCAL YEAR
 AS OF : 09/09/08

NAME OF GRANTEE: INDIANA

GRANTEE UOG : 180001/00001

FISCAL YEAR: 1993 - (CONTINUED FROM PREVIOUS PAGE)

| CHDO NAME / OTHER | FUND TYPE | AMOUNT RESERVED | AMOUNT COMMITTED | BALANCE TO COMMIT | %CMTD /RSVD | AMOUNT DISBURSED | %DISB /CMTD |
|--|-----------|-----------------|------------------|-------------------|-------------|------------------|-------------|
| LA CASA OF GOSHEN, INC | CR | \$300,000.00 | \$300,000.00 | \$0.00 | 100.0 | \$300,000.00 | 100.0 |
| LINCOLN HILLS DEVELOPMENT CORP | CR | \$220,025.00 | \$220,025.00 | \$0.00 | 100.0 | \$220,025.00 | 100.0 |
| OPPORTUNITY HOUSING, INC | CR | \$238,000.00 | \$238,000.00 | \$0.00 | 100.0 | \$238,000.00 | 100.0 |
| CO FUNDS NOT SUB-GRANTED TO CHDOS | CO | \$335,775.00 | \$335,775.00 | \$0.00 | 100.0 | \$335,775.00 | 100.0 |
| TOTAL FOR 1993 : | CR | \$1,393,725.00 | \$1,393,725.00 | \$0.00 | 100.0 | \$1,393,725.00 | 100.0 |
| TOTAL FOR 1993 : | CO | \$335,775.00 | \$335,775.00 | \$0.00 | 100.0 | \$335,775.00 | 100.0 |
| TOTAL FOR 1993 ALL FUNDS (CR+CO+CC+CL) : | | \$1,729,500.00 | \$1,729,500.00 | \$0.00 | 100.0 | \$1,729,500.00 | 100.0 |

FISCAL YEAR: 1994

| CHDO NAME / OTHER | FUND TYPE | AMOUNT RESERVED | AMOUNT COMMITTED | BALANCE TO COMMIT | %CMTD /RSVD | AMOUNT DISBURSED | %DISB /CMTD |
|--|-----------|-----------------|------------------|-------------------|-------------|------------------|-------------|
| AREA FIVE AGENCY ON AGING | CR | \$550,000.00 | \$550,000.00 | \$0.00 | 100.0 | \$550,000.00 | 100.0 |
| AZUSA CDC | CR | \$29,764.00 | \$29,764.00 | \$0.00 | 100.0 | \$29,764.00 | 100.0 |
| CAP OF WESTERN INDIANA | CR | \$148,749.86 | \$148,749.86 | \$0.00 | 100.0 | \$148,749.86 | 100.0 |
| COMMUNITY ACTION OF EAST CENTRAL INDIANA | CR | \$0.00 | \$0.00 | \$0.00 | 0.0 | \$0.00 | 0.0 |
| ELKHART HOUSING PARTNERSHIP | CR | \$160,000.00 | \$160,000.00 | \$0.00 | 100.0 | \$160,000.00 | 100.0 |
| FORT WAYNE NEIGHBORHOOD HOUSING | CR | \$481,375.00 | \$481,375.00 | \$0.00 | 100.0 | \$481,375.00 | 100.0 |
| HOUSING PARTNERSHIPS, INC | CR | \$1,222,743.96 | \$1,222,743.96 | \$0.00 | 100.0 | \$1,222,743.96 | 100.0 |
| KNOX COUNTY RURAL DEVELOPMENT CORP | CR | \$150,000.00 | \$150,000.00 | \$0.00 | 100.0 | \$150,000.00 | 100.0 |
| LINCOLN HILLS DEVELOPMENT CORP | CR | \$24,289.04 | \$24,289.04 | \$0.00 | 100.0 | \$24,289.04 | 100.0 |
| MICHIGAN CITY CDC | CR | \$272,000.00 | \$272,000.00 | \$0.00 | 100.0 | \$272,000.00 | 100.0 |
| SOUTH CENTRAL CAP | CR | \$45,000.00 | \$45,000.00 | \$0.00 | 100.0 | \$45,000.00 | 100.0 |
| CO FUNDS NOT SUB-GRANTED TO CHDOS | CO | \$300,000.00 | \$300,000.00 | \$0.00 | 100.0 | \$300,000.00 | 100.0 |
| TOTAL FOR 1994 : | CR | \$3,083,921.86 | \$3,083,921.86 | \$0.00 | 100.0 | \$3,083,921.86 | 100.0 |
| TOTAL FOR 1994 : | CO | \$300,000.00 | \$300,000.00 | \$0.00 | 100.0 | \$300,000.00 | 100.0 |
| TOTAL FOR 1994 ALL FUNDS (CR+CO+CC+CL) : | | \$3,383,921.86 | \$3,383,921.86 | \$0.00 | 100.0 | \$3,383,921.86 | 100.0 |

PR25_CHDO_text
 U. S. DEPARTMENT OF HOUSING AND URBAN DEVELOPMENT
 OFFICE OF COMMUNITY PLANNING AND DEVELOPMENT
 INTEGRATED DISBURSEMENT AND INFORMATION SYSTEM
 STATUS OF CHDO FUNDS BY FISCAL YEAR
 AS OF : 09/09/08

NAME OF GRANTEE: INDIANA

GRANTEE UOG : 180001/00001

FISCAL YEAR: 1995

| CHDO NAME / OTHER | FUND TYPE | AMOUNT RESERVED | AMOUNT COMMITTED | BALANCE TO COMMIT | %CMTD /RSVD | AMOUNT DISBURSED | %DISB /CMTD |
|--|-----------|-----------------|------------------|-------------------|-------------|------------------|-------------|
| AREA FIVE AGENCY ON AGING | CR | \$515,000.00 | \$515,000.00 | \$0.00 | 100.0 | \$515,000.00 | 100.0 |
| AZUSA CDC | CR | \$41,395.00 | \$41,395.00 | \$0.00 | 100.0 | \$41,395.00 | 100.0 |
| CAP OF WESTERN INDIANA | CR | \$752,221.81 | \$752,221.81 | \$0.00 | 100.0 | \$752,221.81 | 100.0 |
| ELKHART HOUSING PARTNERSHIP | CR | \$108,400.00 | \$108,400.00 | \$0.00 | 100.0 | \$108,400.00 | 100.0 |
| HOOSIER UPLANDS ECONOMIC DEVELOPMENT | CR | \$0.00 | \$0.00 | \$0.00 | 0.0 | \$0.00 | 0.0 |
| HOUSING PARTNERSHIPS, INC | CR | \$645,447.42 | \$645,447.42 | \$0.00 | 100.0 | \$645,447.42 | 100.0 |
| HUMAN SERVICES, INC | CR | \$560,672.00 | \$560,672.00 | \$0.00 | 100.0 | \$560,672.00 | 100.0 |
| INTERLOCAL CAP | CR | \$524,178.00 | \$524,178.00 | \$0.00 | 100.0 | \$524,178.00 | 100.0 |
| LA CASA OF GOSHEN, INC | CR | \$122,513.00 | \$122,513.00 | \$0.00 | 100.0 | \$122,513.00 | 100.0 |
| LINCOLN HILLS DEVELOPMENT CORP | CR | \$0.00 | \$0.00 | \$0.00 | 0.0 | \$0.00 | 0.0 |
| MICHIGAN CITY CDC | CR | \$223,800.00 | \$223,800.00 | \$0.00 | 100.0 | \$223,800.00 | 100.0 |
| OPPORTUNITY HOUSING, INC | CR | \$180,000.00 | \$180,000.00 | \$0.00 | 100.0 | \$180,000.00 | 100.0 |
| REFUGE HOUSE MINISTRIES | CR | \$27,899.54 | \$27,899.54 | \$0.00 | 100.0 | \$27,899.54 | 100.0 |
| SWITZERLAND COUNTY HOUSING DEV CORP | CR | \$300,000.00 | \$300,000.00 | \$0.00 | 100.0 | \$300,000.00 | 100.0 |
| UPWARD BOUND, INC. | CR | \$2,107.00 | \$2,107.00 | \$0.00 | 100.0 | \$2,107.00 | 100.0 |
| VEVAY-SWITZERLAND CITY | CR | \$0.00 | \$0.00 | \$0.00 | 0.0 | \$0.00 | 0.0 |
| CO FUNDS NOT SUB-GRANTED TO CHDOS | CO | \$577,533.00 | \$577,533.00 | \$0.00 | 100.0 | \$577,533.00 | 100.0 |
| TOTAL FOR 1995 : | CR | \$4,003,633.77 | \$4,003,633.77 | \$0.00 | 100.0 | \$4,003,633.77 | 100.0 |
| TOTAL FOR 1995 : | CO | \$577,533.00 | \$577,533.00 | \$0.00 | 100.0 | \$577,533.00 | 100.0 |
| TOTAL FOR 1995 ALL FUNDS (CR+CO+CC+CL) : | | \$4,581,166.77 | \$4,581,166.77 | \$0.00 | 100.0 | \$4,581,166.77 | 100.0 |

FISCAL YEAR: 1996

| CHDO NAME / OTHER | FUND TYPE | AMOUNT RESERVED | AMOUNT COMMITTED | BALANCE TO COMMIT | %CMTD /RSVD | AMOUNT DISBURSED | %DISB /CMTD |
|--|-----------|-----------------|------------------|-------------------|-------------|------------------|-------------|
| AREA 10 AGENCY ON AGING | CR | \$366,000.00 | \$366,000.00 | \$0.00 | 100.0 | \$366,000.00 | 100.0 |
| AREA 12 COUNCIL ON AGING AND COMMUNITY SERVI | CR | \$0.00 | \$0.00 | \$0.00 | 0.0 | \$0.00 | 0.0 |
| BLOOMINGTON RESTORATIONS, INC. | CR | \$2,626.53 | \$2,626.53 | \$0.00 | 100.0 | \$2,626.53 | 100.0 |
| CAP OF WESTERN INDIANA | CR | \$240,598.00 | \$240,598.00 | \$0.00 | 100.0 | \$240,598.00 | 100.0 |
| ELKHART HOUSING PARTNERSHIP | CR | \$200,000.00 | \$200,000.00 | \$0.00 | 100.0 | \$200,000.00 | 100.0 |
| HOUSING ASSISTANCE OFFICE, INC | CR | \$401,555.74 | \$401,555.74 | \$0.00 | 100.0 | \$401,555.74 | 100.0 |
| HOUSING PARTNERSHIPS, INC | CR | \$85,000.00 | \$85,000.00 | \$0.00 | 100.0 | \$85,000.00 | 100.0 |
| LAFAYETTE TRANSITIONAL HOUSING | CR | \$86,312.00 | \$86,312.00 | \$0.00 | 100.0 | \$86,312.00 | 100.0 |
| NEW HOPE SERVICES, INC | CR | \$726,360.44 | \$726,360.44 | \$0.00 | 100.0 | \$726,360.44 | 100.0 |
| OPPORTUNITY HOUSING, INC | CR | \$222,236.70 | \$222,236.70 | \$0.00 | 100.0 | \$222,236.70 | 100.0 |
| SOUTH CENTRAL CAP | CR | \$25,000.00 | \$25,000.00 | \$0.00 | 100.0 | \$25,000.00 | 100.0 |

PR25_CHDO_text
 U. S. DEPARTMENT OF HOUSING AND URBAN DEVELOPMENT
 OFFICE OF COMMUNITY PLANNING AND DEVELOPMENT
 INTEGRATED DISBURSEMENT AND INFORMATION SYSTEM
 STATUS OF CHDO FUNDS BY FISCAL YEAR
 AS OF : 09/09/08

NAME OF GRANTEE: INDIANA

GRANTEE UOG : 180001/00001

FISCAL YEAR: 1996 - (CONTINUED FROM PREVIOUS PAGE)

| CHDO NAME / OTHER | FUND TYPE | AMOUNT RESERVED | AMOUNT COMMITTED | BALANCE TO COMMIT | %CMTD /RSVD | AMOUNT DISBURSED | %DISB /CMTD |
|--|-----------|-----------------|------------------|-------------------|-------------|------------------|-------------|
| SOUTHERN VI CORPORATION | CR | \$496,103.00 | \$496,103.00 | \$0.00 | 100.0 | \$496,103.00 | 100.0 |
| SWITZERLAND COUNTY HOUSING DEV CORP | CR | \$36,050.00 | \$36,050.00 | \$0.00 | 100.0 | \$36,050.00 | 100.0 |
| CO FUNDS NOT SUB-GRANTED TO CHDOS | CO | \$358,011.53 | \$358,011.53 | \$0.00 | 100.0 | \$358,011.53 | 100.0 |
| TOTAL FOR 1996 : | CR | \$2,887,842.41 | \$2,887,842.41 | \$0.00 | 100.0 | \$2,887,842.41 | 100.0 |
| TOTAL FOR 1996 : | CO | \$358,011.53 | \$358,011.53 | \$0.00 | 100.0 | \$358,011.53 | 100.0 |
| TOTAL FOR 1996 ALL FUNDS (CR+CO+CC+CL) : | | \$3,245,853.94 | \$3,245,853.94 | \$0.00 | 100.0 | \$3,245,853.94 | 100.0 |

FISCAL YEAR: 1997

| CHDO NAME / OTHER | FUND TYPE | AMOUNT RESERVED | AMOUNT COMMITTED | BALANCE TO COMMIT | %CMTD /RSVD | AMOUNT DISBURSED | %DISB /CMTD |
|--|-----------|-----------------|------------------|-------------------|-------------|------------------|-------------|
| AFFORDABLE HOUSING CORPORATION | CR | \$750,000.00 | \$750,000.00 | \$0.00 | 100.0 | \$750,000.00 | 100.0 |
| AREA FIVE AGENCY ON AGING | CR | \$105,718.00 | \$105,718.00 | \$0.00 | 100.0 | \$105,718.00 | 100.0 |
| AREA 10 AGENCY ON AGING | CR | \$0.00 | \$0.00 | \$0.00 | 0.0 | \$0.00 | 0.0 |
| CAP OF WESTERN INDIANA | CR | \$210,000.00 | \$210,000.00 | \$0.00 | 100.0 | \$210,000.00 | 100.0 |
| HOOSIER UPLANDS ECONOMIC DEVELOPMENT | CR | \$230,000.00 | \$230,000.00 | \$0.00 | 100.0 | \$230,000.00 | 100.0 |
| HOUSING PARTNERSHIPS, INC | CR | \$0.00 | \$0.00 | \$0.00 | 0.0 | \$0.00 | 0.0 |
| HUMAN SERVICES, INC | CR | \$208,500.00 | \$208,500.00 | \$0.00 | 100.0 | \$208,500.00 | 100.0 |
| JEFFERSONVILLE HOUSING SERVICES CORP | CR | \$177,266.84 | \$177,266.84 | \$0.00 | 100.0 | \$177,266.84 | 100.0 |
| KNOX COUNTY RURAL DEVELOPMENT CORP | CR | \$640,000.00 | \$640,000.00 | \$0.00 | 100.0 | \$640,000.00 | 100.0 |
| MICHIGAN CITY CDC | CR | \$743,650.00 | \$743,650.00 | \$0.00 | 100.0 | \$743,650.00 | 100.0 |
| WHITLEY CROSSINGS NEIGHBORHOOD CORP | CR | \$720,000.00 | \$720,000.00 | \$0.00 | 100.0 | \$720,000.00 | 100.0 |
| CO FUNDS NOT SUB-GRANTED TO CHDOS | CO | \$558,450.00 | \$558,450.00 | \$0.00 | 100.0 | \$558,450.00 | 100.0 |
| TOTAL FOR 1997 : | CR | \$3,785,134.84 | \$3,785,134.84 | \$0.00 | 100.0 | \$3,785,134.84 | 100.0 |
| TOTAL FOR 1997 : | CO | \$558,450.00 | \$558,450.00 | \$0.00 | 100.0 | \$558,450.00 | 100.0 |
| TOTAL FOR 1997 ALL FUNDS (CR+CO+CC+CL) : | | \$4,343,584.84 | \$4,343,584.84 | \$0.00 | 100.0 | \$4,343,584.84 | 100.0 |

FISCAL YEAR: 1998

| CHDO NAME / OTHER | FUND TYPE | AMOUNT RESERVED | AMOUNT COMMITTED | BALANCE TO COMMIT | %CMTD /RSVD | AMOUNT DISBURSED | %DISB /CMTD |
|--------------------------------|-----------|-----------------|------------------|-------------------|-------------|------------------|-------------|
| AFFORDABLE HOUSING CORPORATION | CR | \$359,729.00 | \$359,729.00 | \$0.00 | 100.0 | \$359,729.00 | 100.0 |

PR25_CHDO_text
 U. S. DEPARTMENT OF HOUSING AND URBAN DEVELOPMENT
 OFFICE OF COMMUNITY PLANNING AND DEVELOPMENT
 INTEGRATED DISBURSEMENT AND INFORMATION SYSTEM
 STATUS OF CHDO FUNDS BY FISCAL YEAR
 AS OF : 09/09/08

NAME OF GRANTEE: INDIANA

GRANTEE UOG : 180001/00001

FISCAL YEAR: 1998 - (CONTINUED FROM PREVIOUS PAGE)

| CHDO NAME / OTHER | FUND TYPE | AMOUNT RESERVED | AMOUNT COMMITTED | BALANCE TO COMMIT | %CMTD /RSVD | AMOUNT DISBURSED | %DISB /CMTD |
|--|-----------|-----------------|------------------|-------------------|-------------|------------------|-------------|
| AREA FIVE AGENCY ON AGING | CR | \$231,900.89 | \$231,900.89 | \$0.00 | 100.0 | \$231,900.89 | 100.0 |
| AREA 12 COUNCIL ON AGING AND COMMUNITY SERVI | CR | \$83,000.00 | \$83,000.00 | \$0.00 | 100.0 | \$83,000.00 | 100.0 |
| BLUE RIVER SERVICES, INC. | CR | \$1,750.00 | \$1,750.00 | \$0.00 | 100.0 | \$1,750.00 | 100.0 |
| CAP OF WESTERN INDIANA | CR | \$226,700.00 | \$226,700.00 | \$0.00 | 100.0 | \$226,700.00 | 100.0 |
| ELKHART HOUSING PARTNERSHIP | CR | \$299,999.99 | \$299,999.99 | \$0.00 | 100.0 | \$299,999.99 | 100.0 |
| FOUR RIVERS RESOURCE SERVICES, INC. | CR | \$0.00 | \$0.00 | \$0.00 | 0.0 | \$0.00 | 0.0 |
| HOOSIER UPLANDS ECONOMIC DEVELOPMENT | CR | \$28,000.00 | \$28,000.00 | \$0.00 | 100.0 | \$28,000.00 | 100.0 |
| HOUSING ASSISTANCE OFFICE, INC | CR | \$59,195.51 | \$59,195.51 | \$0.00 | 100.0 | \$59,195.51 | 100.0 |
| HOUSING PARTNERSHIPS, INC | CR | \$372,583.00 | \$372,583.00 | \$0.00 | 100.0 | \$372,583.00 | 100.0 |
| IN-PACT, INC | CR | \$260,064.40 | \$260,064.40 | \$0.00 | 100.0 | \$260,064.40 | 100.0 |
| LINCOLN HILLS DEVELOPMENT CORP | CR | \$390,149.20 | \$390,149.20 | \$0.00 | 100.0 | \$390,149.20 | 100.0 |
| OHIO VALLEY OPPORTUNITIES, INC | CR | \$926,000.00 | \$926,000.00 | \$0.00 | 100.0 | \$926,000.00 | 100.0 |
| OPPORTUNITY HOUSING, INC | CR | \$174,840.00 | \$174,840.00 | \$0.00 | 100.0 | \$174,840.00 | 100.0 |
| PATHFINDER SERVICES INC | CR | \$182,415.49 | \$182,415.49 | \$0.00 | 100.0 | \$182,415.49 | 100.0 |
| SOUTHERN INDIANA HOMEOWNERSHIP, INC. | CR | \$35,100.00 | \$35,100.00 | \$0.00 | 100.0 | \$35,100.00 | 100.0 |
| SOUTHERN VI CORPORATION | CR | \$73,781.99 | \$73,781.99 | \$0.00 | 100.0 | \$73,781.99 | 100.0 |
| WARSAW COMMUNITY DEVELOPMENT CORPOR | CR | \$18,775.00 | \$18,775.00 | \$0.00 | 100.0 | \$18,775.00 | 100.0 |
| CO FUNDS NOT SUB-GRANTED TO CHDOS | CO | \$627,250.00 | \$627,250.00 | \$0.00 | 100.0 | \$627,250.00 | 100.0 |
| TOTAL FOR 1998 : | CR | \$3,723,984.47 | \$3,723,984.47 | \$0.00 | 100.0 | \$3,723,984.47 | 100.0 |
| TOTAL FOR 1998 : | CO | \$627,250.00 | \$627,250.00 | \$0.00 | 100.0 | \$627,250.00 | 100.0 |
| TOTAL FOR 1998 ALL FUNDS (CR+CO+CC+CL) : | | \$4,351,234.47 | \$4,351,234.47 | \$0.00 | 100.0 | \$4,351,234.47 | 100.0 |

FISCAL YEAR: 1999

| CHDO NAME / OTHER | FUND TYPE | AMOUNT RESERVED | AMOUNT COMMITTED | BALANCE TO COMMIT | %CMTD /RSVD | AMOUNT DISBURSED | %DISB /CMTD |
|---|-----------|-----------------|------------------|-------------------|-------------|------------------|-------------|
| AFFORDABLE HOUSING CORPORATION | CR | \$519,798.00 | \$519,798.00 | \$0.00 | 100.0 | \$519,798.00 | 100.0 |
| AREA IV DEVELOPMENT, INC. | CR | \$27,986.37 | \$27,986.37 | \$0.00 | 100.0 | \$27,986.37 | 100.0 |
| BLOOMINGTON RESTORATIONS, INC. | CR | \$3,010.39 | \$3,010.39 | \$0.00 | 100.0 | \$3,010.39 | 100.0 |
| CAP OF WESTERN INDIANA | CR | \$591,400.00 | \$591,400.00 | \$0.00 | 100.0 | \$591,400.00 | 100.0 |
| COMMUNITY HOUSING INITIATIVE | CR | \$186,520.87 | \$186,520.87 | \$0.00 | 100.0 | \$186,520.87 | 100.0 |
| ELKHART ASSOCIATION OF RIVER NEIGHBORHOODS, I | CR | \$180,303.25 | \$180,303.25 | \$0.00 | 100.0 | \$180,303.25 | 100.0 |
| ELKHART HOUSING PARTNERSHIP | CR | \$354,713.01 | \$354,713.01 | \$0.00 | 100.0 | \$354,713.01 | 100.0 |
| FAMILY CHRISTIAN DEVELOPMENT CENTER | CR | \$50,000.00 | \$50,000.00 | \$0.00 | 100.0 | \$50,000.00 | 100.0 |
| GARY CITYWIDE DEVELOPMENT CORPORATION | CR | \$55,379.00 | \$55,379.00 | \$0.00 | 100.0 | \$55,379.00 | 100.0 |
| HAMILTON COUNTY AREA NEIGHBORHOOD DEVELOPMEN | CR | \$141,811.00 | \$141,811.00 | \$0.00 | 100.0 | \$141,811.00 | 100.0 |

PR25_CHDO_text
 U. S. DEPARTMENT OF HOUSING AND URBAN DEVELOPMENT
 OFFICE OF COMMUNITY PLANNING AND DEVELOPMENT
 INTEGRATED DISBURSEMENT AND INFORMATION SYSTEM
 STATUS OF CHDO FUNDS BY FISCAL YEAR
 AS OF : 09/09/08

NAME OF GRANTEE: INDIANA

GRANTEE UOG : 180001/00001

FISCAL YEAR: 1999 - (CONTINUED FROM PREVIOUS PAGE)

| CHDO NAME / OTHER | FUND TYPE | AMOUNT RESERVED | AMOUNT COMMITTED | BALANCE TO COMMIT | %CMTD /RSVD | AMOUNT DISBURSED | %DISB /CMTD |
|--|-----------|-----------------|------------------|-------------------|-------------|------------------|-------------|
| HOOSIER UPLANDS ECONOMIC DEVELOPMENT | CR | \$458,100.00 | \$458,100.00 | \$0.00 | 100.0 | \$458,100.00 | 100.0 |
| HOUSING OPPORTUNITIES OF WARSAW, INC. | CR | \$28,500.00 | \$28,500.00 | \$0.00 | 100.0 | \$28,500.00 | 100.0 |
| HOUSING OPPORTUNITIES, INC. | CR | \$126,018.00 | \$126,018.00 | \$0.00 | 100.0 | \$126,018.00 | 100.0 |
| HOUSING PARTNERSHIPS, INC | CR | \$759,819.44 | \$759,819.44 | \$0.00 | 100.0 | \$759,819.44 | 100.0 |
| HUMAN SERVICES, INC | CR | \$93,321.00 | \$93,321.00 | \$0.00 | 100.0 | \$93,321.00 | 100.0 |
| IN-PACT, INC | CR | \$14,535.60 | \$14,535.60 | \$0.00 | 100.0 | \$14,535.60 | 100.0 |
| JEFFERSONVILLE HOUSING SERVICES CORP | CR | \$152,264.03 | \$152,264.03 | \$0.00 | 100.0 | \$152,264.03 | 100.0 |
| MICHIGAN CITY CDC | CR | \$335,261.00 | \$335,261.00 | \$0.00 | 100.0 | \$335,261.00 | 100.0 |
| NEW ALBANY-FLOYD COUNTY CHDO | CR | \$191,044.00 | \$191,044.00 | \$0.00 | 100.0 | \$191,044.00 | 100.0 |
| NEW HOPE SERVICES, INC | CR | \$80,000.00 | \$80,000.00 | \$0.00 | 100.0 | \$80,000.00 | 100.0 |
| NORTH CENTRAL COMMUNITY ACTION AGENCIES, INC | CR | \$66,629.66 | \$66,629.66 | \$0.00 | 100.0 | \$66,629.66 | 100.0 |
| OHIO VALLEY OPPORTUNITIES, INC | CR | \$37,000.00 | \$37,000.00 | \$0.00 | 100.0 | \$37,000.00 | 100.0 |
| PATHFINDER SERVICES INC | CR | \$251,259.51 | \$251,259.51 | \$0.00 | 100.0 | \$251,259.51 | 100.0 |
| PROVIDENCE HOUSING CORP. | CR | \$58,650.91 | \$58,650.91 | \$0.00 | 100.0 | \$58,650.91 | 100.0 |
| QUALITY HOUSING DEVELOPMENT, INC. | CR | \$264,000.00 | \$264,000.00 | \$0.00 | 100.0 | \$264,000.00 | 100.0 |
| RISING SUN & OHIO CO SNR CTZN HSG | CR | \$440,521.70 | \$440,521.70 | \$0.00 | 100.0 | \$440,521.70 | 100.0 |
| SOUTHERN INDIANA HOMEOWNERSHIP, INC. | CR | \$60,200.00 | \$60,200.00 | \$0.00 | 100.0 | \$60,200.00 | 100.0 |
| SOUTHERN VI CORPORATION | CR | \$0.00 | \$0.00 | \$0.00 | 0.0 | \$0.00 | 0.0 |
| WHITLEY CROSSINGS NEIGHBORHOOD CORP | CR | \$9,600.00 | \$9,600.00 | \$0.00 | 100.0 | \$0.00 | 0.0 |
| CO FUNDS NOT SUB-GRANTED TO CHDOS | CO | \$686,250.00 | \$686,250.00 | \$0.00 | 100.0 | \$686,250.00 | 100.0 |
| TOTAL FOR 1999 : | CR | \$5,537,646.74 | \$5,537,646.74 | \$0.00 | 100.0 | \$5,528,046.74 | 99.8 |
| TOTAL FOR 1999 : | CO | \$686,250.00 | \$686,250.00 | \$0.00 | 100.0 | \$686,250.00 | 100.0 |
| TOTAL FOR 1999 ALL FUNDS (CR+CO+CC+CL) : | | \$6,223,896.74 | \$6,223,896.74 | \$0.00 | 100.0 | \$6,214,296.74 | 99.8 |

FISCAL YEAR: 2000

| CHDO NAME / OTHER | FUND TYPE | AMOUNT RESERVED | AMOUNT COMMITTED | BALANCE TO COMMIT | %CMTD /RSVD | AMOUNT DISBURSED | %DISB /CMTD |
|---|-----------|-----------------|------------------|-------------------|-------------|------------------|-------------|
| AFFORDABLE HOUSING CORPORATION | CR | \$300,000.00 | \$300,000.00 | \$0.00 | 100.0 | \$300,000.00 | 100.0 |
| AREA IV DEVELOPMENT, INC. | CR | \$138,870.90 | \$138,870.90 | \$0.00 | 100.0 | \$138,870.90 | 100.0 |
| COMMUNITY ACTION PROGRAM OF EVANSVILLE (CAPE | CR | \$225,000.00 | \$225,000.00 | \$0.00 | 100.0 | \$225,000.00 | 100.0 |
| DALE COMMUNITY APARTMENTS, INC. | CR | \$357,250.00 | \$357,250.00 | \$0.00 | 100.0 | \$357,250.00 | 100.0 |
| ELKHART HOUSING PARTNERSHIP | CR | \$55,675.04 | \$55,675.04 | \$0.00 | 100.0 | \$55,675.04 | 100.0 |
| GARY CITYWIDE DEVELOPMENT CORPORATION | CR | \$10,240.77 | \$10,240.77 | \$0.00 | 100.0 | \$10,240.77 | 100.0 |
| GREATER VALPARAISO COMMUNITY DEVELOPMENT CORP | CR | \$54,300.00 | \$54,300.00 | \$0.00 | 100.0 | \$54,300.00 | 100.0 |
| HENDRICKS COUNTY COMMUNITY DEVELOPMENT CORP. | CR | \$36,100.00 | \$36,100.00 | \$0.00 | 100.0 | \$36,100.00 | 100.0 |

PR25_CHDO_text
 U. S. DEPARTMENT OF HOUSING AND URBAN DEVELOPMENT
 OFFICE OF COMMUNITY PLANNING AND DEVELOPMENT
 INTEGRATED DISBURSEMENT AND INFORMATION SYSTEM
 STATUS OF CHDO FUNDS BY FISCAL YEAR
 AS OF : 09/09/08

NAME OF GRANTEE: INDIANA

GRANTEE UOG : 180001/00001

FISCAL YEAR: 2000 - (CONTINUED FROM PREVIOUS PAGE)

| CHDO NAME / OTHER | FUND TYPE | AMOUNT RESERVED | AMOUNT COMMITTED | BALANCE TO COMMIT | %CMTD /RSVD | AMOUNT DISBURSED | %DISB /CMTD |
|--|-----------|-----------------|------------------|-------------------|-------------|------------------|-------------|
| HOOSIER UPLANDS ECONOMIC DEVELOPMENT | CR | \$278,750.00 | \$278,750.00 | \$0.00 | 100.0 | \$278,750.00 | 100.0 |
| HOUSING OPPORTUNITIES OF WARSAW, INC. | CR | \$99,482.55 | \$99,482.55 | \$0.00 | 100.0 | \$99,482.55 | 100.0 |
| HOUSING PARTNERSHIPS, INC | CR | \$490,842.56 | \$490,842.56 | \$0.00 | 100.0 | \$490,842.56 | 100.0 |
| IRL DEVELOPMENT CORPORATION | CR | \$0.00 | \$0.00 | \$0.00 | 0.0 | \$0.00 | 0.0 |
| KNOX COUNTY RURAL DEVELOPMENT CORP | CR | \$600,000.00 | \$600,000.00 | \$0.00 | 100.0 | \$600,000.00 | 100.0 |
| LA CASA OF GOSHEN, INC | CR | \$500,000.00 | \$500,000.00 | \$0.00 | 100.0 | \$500,000.00 | 100.0 |
| LAFAYETTE TRANSITIONAL HOUSING | CR | \$413,688.00 | \$413,688.00 | \$0.00 | 100.0 | \$413,688.00 | 100.0 |
| LINCOLN HILLS DEVELOPMENT CORP | CR | \$160,075.00 | \$160,075.00 | \$0.00 | 100.0 | \$160,075.00 | 100.0 |
| NEW HOPE SERVICES, INC | CR | \$460,000.00 | \$460,000.00 | \$0.00 | 100.0 | \$460,000.00 | 100.0 |
| PATHFINDER SERVICES INC | CR | \$167,200.00 | \$167,200.00 | \$0.00 | 100.0 | \$167,200.00 | 100.0 |
| RISING SUN & OHIO CO SNR CTZN HSG | CR | \$225,228.30 | \$225,228.30 | \$0.00 | 100.0 | \$225,228.30 | 100.0 |
| TWIN OAKS HOUSING CORPORATION | CR | \$76,500.00 | \$76,500.00 | \$0.00 | 100.0 | \$76,500.00 | 100.0 |
| CO FUNDS NOT SUB-GRANTED TO CHDOS | CO | \$706,600.00 | \$706,600.00 | \$0.00 | 100.0 | \$706,600.00 | 100.0 |
| TOTAL FOR 2000 : | CR | \$4,649,203.12 | \$4,649,203.12 | \$0.00 | 100.0 | \$4,649,203.12 | 100.0 |
| TOTAL FOR 2000 : | CO | \$706,600.00 | \$706,600.00 | \$0.00 | 100.0 | \$706,600.00 | 100.0 |
| TOTAL FOR 2000 ALL FUNDS (CR+CO+CC+CL) : | | \$5,355,803.12 | \$5,355,803.12 | \$0.00 | 100.0 | \$5,355,803.12 | 100.0 |

FISCAL YEAR: 2001

| CHDO NAME / OTHER | FUND TYPE | AMOUNT RESERVED | AMOUNT COMMITTED | BALANCE TO COMMIT | %CMTD /RSVD | AMOUNT DISBURSED | %DISB /CMTD |
|--|-----------|-----------------|------------------|-------------------|-------------|------------------|-------------|
| AREA FIVE AGENCY ON AGING | CR | \$340,000.00 | \$340,000.00 | \$0.00 | 100.0 | \$340,000.00 | 100.0 |
| AREA IV DEVELOPMENT, INC. | CR | \$159,860.11 | \$159,860.11 | \$0.00 | 100.0 | \$159,860.11 | 100.0 |
| AREA 12 COUNCIL ON AGING AND COMMUNITY SERVI | CR | \$600,000.00 | \$600,000.00 | \$0.00 | 100.0 | \$600,000.00 | 100.0 |
| BLOOMINGTON RESTORATIONS, INC. | CR | \$77,373.47 | \$77,373.47 | \$0.00 | 100.0 | \$77,373.47 | 100.0 |
| CAP OF WESTERN INDIANA | CR | \$150,000.00 | \$150,000.00 | \$0.00 | 100.0 | \$150,000.00 | 100.0 |
| ELKHART HOUSING PARTNERSHIP | CR | \$635,999.47 | \$635,999.47 | \$0.00 | 100.0 | \$635,999.47 | 100.0 |
| FAMILY CHRISTIAN DEVELOPMENT CENTER | CR | \$100,388.30 | \$100,388.30 | \$0.00 | 100.0 | \$100,388.30 | 100.0 |
| GARY CITYWIDE DEVELOPMENT CORPORATION | CR | \$57,558.78 | \$57,558.78 | \$0.00 | 100.0 | \$57,558.78 | 100.0 |
| GREATER VALPARAISO COMMUNITY DEVELOPMENT COR | CR | \$43,116.30 | \$43,116.30 | \$0.00 | 100.0 | \$43,116.30 | 100.0 |
| GUERIN, INC. | CR | \$21,550.53 | \$21,550.53 | \$0.00 | 100.0 | \$21,550.53 | 100.0 |
| HAVEN HOUSE SERVICES, INC | CR | \$125,176.00 | \$125,176.00 | \$0.00 | 100.0 | \$125,176.00 | 100.0 |
| HOUSING OPPORTUNITIES, INC. | CR | \$327,000.00 | \$327,000.00 | \$0.00 | 100.0 | \$327,000.00 | 100.0 |
| HOUSING PARTNERSHIPS, INC | CR | \$25,000.00 | \$25,000.00 | \$0.00 | 100.0 | \$25,000.00 | 100.0 |
| HUMAN SERVICES, INC | CR | \$300,000.00 | \$300,000.00 | \$0.00 | 100.0 | \$300,000.00 | 100.0 |
| KNOX COUNTY RURAL DEVELOPMENT CORP | CR | \$40,350.00 | \$40,350.00 | \$0.00 | 100.0 | \$40,350.00 | 100.0 |

PR25_CHDO_text
 U. S. DEPARTMENT OF HOUSING AND URBAN DEVELOPMENT
 OFFICE OF COMMUNITY PLANNING AND DEVELOPMENT
 INTEGRATED DISBURSEMENT AND INFORMATION SYSTEM
 STATUS OF CHDO FUNDS BY FISCAL YEAR
 AS OF : 09/09/08

NAME OF GRANTEE: INDIANA

GRANTEE UOG : 180001/00001

FISCAL YEAR: 2001 - (CONTINUED FROM PREVIOUS PAGE)

| CHDO NAME / OTHER | FUND TYPE | AMOUNT RESERVED | AMOUNT COMMITTED | BALANCE TO COMMIT | %CMTD /RSVD | AMOUNT DISBURSED | %DISB /CMTD |
|--|-----------|-----------------|------------------|-------------------|-------------|------------------|-------------|
| LA CASA OF GOSHEN, INC | CR | \$420,000.00 | \$420,000.00 | \$0.00 | 100.0 | \$420,000.00 | 100.0 |
| LAFAYETTE TRANSITIONAL HOUSING | CR | \$0.00 | \$0.00 | \$0.00 | 0.0 | \$0.00 | 0.0 |
| MONTGOMERY COUNTY HOUSING DEVELOPMENT, INC. | CR | \$30,000.00 | \$30,000.00 | \$0.00 | 100.0 | \$18,229.49 | 60.7 |
| OHIO VALLEY OPPORTUNITIES, INC | CR | \$184,500.00 | \$184,500.00 | \$0.00 | 100.0 | \$184,500.00 | 100.0 |
| OPPORTUNITY HOUSING, INC | CR | \$530,000.00 | \$530,000.00 | \$0.00 | 100.0 | \$530,000.00 | 100.0 |
| PATHFINDER SERVICES INC | CR | \$480,193.00 | \$480,193.00 | \$0.00 | 100.0 | \$480,193.00 | 100.0 |
| PROVIDENCE HOUSING CORP. | CR | \$436,628.41 | \$436,628.41 | \$0.00 | 100.0 | \$436,628.41 | 100.0 |
| QUALITY HOUSING DEVELOPMENT, INC. | CR | \$300,000.00 | \$300,000.00 | \$0.00 | 100.0 | \$300,000.00 | 100.0 |
| SOUTHEASTERN INDIANA COMMUNITY PRESERVATION | CR | \$350,000.00 | \$350,000.00 | \$0.00 | 100.0 | \$350,000.00 | 100.0 |
| SOUTHERN INDIANA HOMEOWNERSHIP, INC. | CR | \$7,498.30 | \$7,498.30 | \$0.00 | 100.0 | \$7,498.30 | 100.0 |
| THE BROTHERHOOD ATHLETIC EDUCATION ASSOCIATI | CR | \$0.00 | \$0.00 | \$0.00 | 0.0 | \$0.00 | 0.0 |
| CO FUNDS NOT SUB-GRANTED TO CHDOS | CO | \$806,100.00 | \$806,100.00 | \$0.00 | 100.0 | \$806,100.00 | 100.0 |
| TOTAL FOR 2001 : | CR | \$5,742,192.67 | \$5,742,192.67 | \$0.00 | 100.0 | \$5,730,422.16 | 99.7 |
| TOTAL FOR 2001 : | CO | \$806,100.00 | \$806,100.00 | \$0.00 | 100.0 | \$806,100.00 | 100.0 |
| TOTAL FOR 2001 ALL FUNDS (CR+CO+CC+CL) : | | \$6,548,292.67 | \$6,548,292.67 | \$0.00 | 100.0 | \$6,536,522.16 | 99.8 |

FISCAL YEAR: 2002

| CHDO NAME / OTHER | FUND TYPE | AMOUNT RESERVED | AMOUNT COMMITTED | BALANCE TO COMMIT | %CMTD /RSVD | AMOUNT DISBURSED | %DISB /CMTD |
|--|-----------|-----------------|------------------|-------------------|-------------|------------------|-------------|
| AFFORDABLE HOUSING CORPORATION | CR | \$184,601.62 | \$184,601.62 | \$0.00 | 100.0 | \$184,601.62 | 100.0 |
| AREA IV DEVELOPMENT, INC. | CR | \$0.00 | \$0.00 | \$0.00 | 0.0 | \$0.00 | 0.0 |
| AREA 12 COUNCIL ON AGING AND COMMUNITY SERVI | CR | \$0.00 | \$0.00 | \$0.00 | 0.0 | \$0.00 | 0.0 |
| BLOOMINGTON RESTORATIONS, INC. | CR | \$6,259.61 | \$6,259.61 | \$0.00 | 100.0 | \$6,259.61 | 100.0 |
| BLUE RIVER SERVICES, INC. | CR | \$500,000.00 | \$500,000.00 | \$0.00 | 100.0 | \$500,000.00 | 100.0 |
| CAP OF WESTERN INDIANA | CR | \$821,700.00 | \$821,700.00 | \$0.00 | 100.0 | \$821,700.00 | 100.0 |
| ELKHART HOUSING PARTNERSHIP | CR | \$308,104.58 | \$308,104.58 | \$0.00 | 100.0 | \$308,104.58 | 100.0 |
| GARY CITYWIDE DEVELOPMENT CORPORATION | CR | \$85,862.37 | \$85,862.37 | \$0.00 | 100.0 | \$85,862.37 | 100.0 |
| GENESIS OUTREACH, INC. | CR | \$50,000.00 | \$50,000.00 | \$0.00 | 100.0 | \$50,000.00 | 100.0 |
| GREATER VALPARAISO COMMUNITY DEVELOPMENT COR | CR | \$36,883.70 | \$36,883.70 | \$0.00 | 100.0 | \$36,883.70 | 100.0 |
| GUERIN, INC. | CR | \$2,449.47 | \$2,449.47 | \$0.00 | 100.0 | \$2,449.47 | 100.0 |
| HOOSIER UPLANDS ECONOMIC DEVELOPMENT | CR | \$742,508.80 | \$742,508.80 | \$0.00 | 100.0 | \$742,508.80 | 100.0 |
| HOUSING OPPORTUNITIES OF WARSAW, INC. | CR | \$1,500.00 | \$1,500.00 | \$0.00 | 100.0 | \$1,500.00 | 100.0 |
| HOUSING OPPORTUNITIES, INC. | CR | \$485,557.68 | \$485,557.68 | \$0.00 | 100.0 | \$485,557.68 | 100.0 |
| HOUSING PARTNERSHIPS, INC | CR | \$546,280.00 | \$546,280.00 | \$0.00 | 100.0 | \$546,280.00 | 100.0 |
| JEFFERSONVILLE HOUSING SERVICES COR | CR | \$63,717.63 | \$63,717.63 | \$0.00 | 100.0 | \$63,717.63 | 100.0 |

PR25_CHDO_text
 U. S. DEPARTMENT OF HOUSING AND URBAN DEVELOPMENT
 OFFICE OF COMMUNITY PLANNING AND DEVELOPMENT
 INTEGRATED DISBURSEMENT AND INFORMATION SYSTEM
 STATUS OF CHDO FUNDS BY FISCAL YEAR
 AS OF : 09/09/08

NAME OF GRANTEE: INDIANA

GRANTEE UOG : 180001/00001

FISCAL YEAR: 2002 - (CONTINUED FROM PREVIOUS PAGE)

| CHDO NAME / OTHER | FUND TYPE | AMOUNT RESERVED | AMOUNT COMMITTED | BALANCE TO COMMIT | %CMTD /RSVD | AMOUNT DISBURSED | %DISB /CMTD |
|--|-----------|-----------------|------------------|-------------------|-------------|------------------|-------------|
| KNOX COUNTY RURAL DEVELOPMENT CORP | CR | \$697,700.00 | \$697,700.00 | \$0.00 | 100.0 | \$697,700.00 | 100.0 |
| LA CASA OF GOSHEN, INC | CR | \$300,000.00 | \$300,000.00 | \$0.00 | 100.0 | \$300,000.00 | 100.0 |
| MONTGOMERY COUNTY HOUSING DEVELOPMENT, INC. | CR | \$3,629.49 | \$3,629.49 | \$0.00 | 100.0 | \$0.00 | 0.0 |
| NEW ALBANY-FLOYD COUNTY CHDO | CR | \$66,696.99 | \$66,696.99 | \$0.00 | 100.0 | \$66,696.99 | 100.0 |
| NEW HOPE SERVICES, INC | CR | \$348,043.19 | \$348,043.19 | \$0.00 | 100.0 | \$348,043.19 | 100.0 |
| NORTH CENTRAL COMMUNITY ACTION AGENCIES, INC | CR | \$89,408.40 | \$89,408.40 | \$0.00 | 100.0 | \$89,408.40 | 100.0 |
| OHIO VALLEY OPPORTUNITIES, INC | CR | \$13,397.94 | \$13,397.94 | \$0.00 | 100.0 | \$13,397.94 | 100.0 |
| OPPORTUNITY HOUSING, INC | CR | \$35,825.94 | \$35,825.94 | \$0.00 | 100.0 | \$35,825.94 | 100.0 |
| PATHFINDER SERVICES INC | CR | \$336,744.98 | \$336,744.98 | \$0.00 | 100.0 | \$336,744.98 | 100.0 |
| PROVIDENCE HOUSING CORP. | CR | \$691,000.00 | \$691,000.00 | \$0.00 | 100.0 | \$691,000.00 | 100.0 |
| RISING SUN & OHIO CO SNR CTZN HSG | CR | \$38,000.00 | \$38,000.00 | \$0.00 | 100.0 | \$38,000.00 | 100.0 |
| SOUTHERN INDIANA HOMEOWNERSHIP, INC. | CR | \$45,194.61 | \$45,194.61 | \$0.00 | 100.0 | \$45,194.61 | 100.0 |
| WHITLEY CROSSINGS NEIGHBORHOOD CORP | CR | \$326,724.00 | \$326,724.00 | \$0.00 | 100.0 | \$326,724.00 | 100.0 |
| CO FUNDS NOT SUB-GRANTED TO CHDOS | CO | \$822,350.00 | \$822,350.00 | \$0.00 | 100.0 | \$822,350.00 | 100.0 |
| TOTAL FOR 2002 : | CR | \$6,827,791.00 | \$6,827,791.00 | \$0.00 | 100.0 | \$6,824,161.51 | 99.9 |
| TOTAL FOR 2002 : | CO | \$822,350.00 | \$822,350.00 | \$0.00 | 100.0 | \$822,350.00 | 100.0 |
| TOTAL FOR 2002 ALL FUNDS (CR+CO+CC+CL) : | | \$7,650,141.00 | \$7,650,141.00 | \$0.00 | 100.0 | \$7,646,511.51 | 99.9 |

FISCAL YEAR: 2003

| CHDO NAME / OTHER | FUND TYPE | AMOUNT RESERVED | AMOUNT COMMITTED | BALANCE TO COMMIT | %CMTD /RSVD | AMOUNT DISBURSED | %DISB /CMTD |
|---------------------------------------|-----------|-----------------|------------------|-------------------|-------------|------------------|-------------|
| AFFORDABLE HOUSING CORPORATION | CR | \$120,528.92 | \$120,528.92 | \$0.00 | 100.0 | \$120,528.92 | 100.0 |
| CAP OF WESTERN INDIANA | CR | \$240,150.00 | \$240,150.00 | \$0.00 | 100.0 | \$240,150.00 | 100.0 |
| ELKHART HOUSING PARTNERSHIP | CR | \$0.00 | \$0.00 | \$0.00 | 0.0 | \$0.00 | 0.0 |
| GARY CITYWIDE DEVELOPMENT CORPORATION | CR | \$12,050.00 | \$12,050.00 | \$0.00 | 100.0 | \$12,050.00 | 100.0 |
| GUERIN, INC. | CR | \$424,725.65 | \$424,725.65 | \$0.00 | 100.0 | \$424,725.65 | 100.0 |
| HEART HOUSE, INC. | CR | \$474,900.00 | \$474,900.00 | \$0.00 | 100.0 | \$474,900.00 | 100.0 |
| HOUSING OPPORTUNITIES, INC. | CR | \$443,088.39 | \$443,088.39 | \$0.00 | 100.0 | \$443,088.39 | 100.0 |
| HUMAN SERVICES, INC | CR | \$184,859.35 | \$184,859.35 | \$0.00 | 100.0 | \$184,859.35 | 100.0 |
| LA CASA OF GOSHEN, INC | CR | \$419,875.00 | \$419,875.00 | \$0.00 | 100.0 | \$419,875.00 | 100.0 |
| OHIO VALLEY OPPORTUNITIES, INC | CR | \$400,000.00 | \$400,000.00 | \$0.00 | 100.0 | \$400,000.00 | 100.0 |
| OPPORTUNITY HOUSING, INC | CR | \$773,190.73 | \$773,190.73 | \$0.00 | 100.0 | \$773,190.73 | 100.0 |
| QUALITY HOUSING DEVELOPMENT, INC. | CR | \$440,000.00 | \$440,000.00 | \$0.00 | 100.0 | \$440,000.00 | 100.0 |

PR25_CHDO_text
 U. S. DEPARTMENT OF HOUSING AND URBAN DEVELOPMENT
 OFFICE OF COMMUNITY PLANNING AND DEVELOPMENT
 INTEGRATED DISBURSEMENT AND INFORMATION SYSTEM
 STATUS OF CHDO FUNDS BY FISCAL YEAR
 AS OF : 09/09/08

NAME OF GRANTEE: INDIANA

GRANTEE UOG : 180001/00001

FISCAL YEAR: 2003 - (CONTINUED FROM PREVIOUS PAGE)

| CHDO NAME / OTHER | FUND TYPE | AMOUNT RESERVED | AMOUNT COMMITTED | BALANCE TO COMMIT | %CMTD /RSVD | AMOUNT DISBURSED | %DISB /CMTD |
|--|-----------|-----------------|------------------|-------------------|-------------|------------------|-------------|
| CO FUNDS NOT SUB-GRANTED TO CHDOS | CO | \$828,100.00 | \$828,100.00 | \$0.00 | 100.0 | \$828,100.00 | 100.0 |
| TOTAL FOR 2003 : | CR | \$3,933,368.04 | \$3,933,368.04 | \$0.00 | 100.0 | \$3,933,368.04 | 100.0 |
| TOTAL FOR 2003 : | CO | \$828,100.00 | \$828,100.00 | \$0.00 | 100.0 | \$828,100.00 | 100.0 |
| TOTAL FOR 2003 ALL FUNDS (CR+CO+CC+CL) : | | \$4,761,468.04 | \$4,761,468.04 | \$0.00 | 100.0 | \$4,761,468.04 | 100.0 |

FISCAL YEAR: 2004

| CHDO NAME / OTHER | FUND TYPE | AMOUNT RESERVED | AMOUNT COMMITTED | BALANCE TO COMMIT | %CMTD /RSVD | AMOUNT DISBURSED | %DISB /CMTD |
|--|-----------|-----------------|------------------|-------------------|-------------|------------------|-------------|
| AFFORDABLE HOUSING CORPORATION | CR | \$60,619.46 | \$60,619.46 | \$0.00 | 100.0 | \$60,619.46 | 100.0 |
| BLUE RIVER SERVICES, INC. | CL | \$55,714.38 | \$55,714.38 | \$0.00 | 100.0 | \$55,714.38 | 100.0 |
| BLUE RIVER SERVICES, INC. | CR | \$645,182.04 | \$645,182.04 | \$0.00 | 100.0 | \$645,182.04 | 100.0 |
| CAP OF WESTERN INDIANA | CR | \$199,020.12 | \$199,020.12 | \$0.00 | 100.0 | \$199,020.12 | 100.0 |
| ELKHART HOUSING PARTNERSHIP | CR | \$451,297.17 | \$451,297.17 | \$0.00 | 100.0 | \$451,297.17 | 100.0 |
| FOUR RIVERS RESOURCE SERVICES, INC. | CR | \$38,400.00 | \$38,400.00 | \$0.00 | 100.0 | \$38,400.00 | 100.0 |
| GARY CITYWIDE DEVELOPMENT CORPORATION | CR | \$98,909.08 | \$98,909.08 | \$0.00 | 100.0 | \$98,909.08 | 100.0 |
| GUERIN, INC. | CR | \$420,000.00 | \$420,000.00 | \$0.00 | 100.0 | \$420,000.00 | 100.0 |
| HEART HOUSE, INC. | CR | \$480,000.00 | \$480,000.00 | \$0.00 | 100.0 | \$480,000.00 | 100.0 |
| HOOSIER UPLANDS ECONOMIC DEVELOPMENT | CL | \$38,011.65 | \$38,011.65 | \$0.00 | 100.0 | \$38,011.65 | 100.0 |
| HOOSIER UPLANDS ECONOMIC DEVELOPMENT | CR | \$1,117,138.35 | \$1,117,138.35 | \$0.00 | 100.0 | \$1,117,138.35 | 100.0 |
| HOUSING OPPORTUNITIES OF WARSAW, INC. | CR | \$0.00 | \$0.00 | \$0.00 | 0.0 | \$0.00 | 0.0 |
| HOUSING OPPORTUNITIES, INC. | CR | \$806,153.52 | \$806,153.52 | \$0.00 | 100.0 | \$806,153.52 | 100.0 |
| HOUSING PARTNERSHIPS, INC | CR | \$918,348.60 | \$918,348.60 | \$0.00 | 100.0 | \$918,348.60 | 100.0 |
| HUMAN SERVICES, INC | CR | \$315,140.65 | \$315,140.65 | \$0.00 | 100.0 | \$315,140.65 | 100.0 |
| LINCOLN HILLS DEVELOPMENT CORP | CR | \$288,968.54 | \$288,968.54 | \$0.00 | 100.0 | \$288,968.54 | 100.0 |
| MONTGOMERY COUNTY HOUSING DEVELOPMENT, INC. | CL | \$0.00 | \$0.00 | \$0.00 | 0.0 | \$0.00 | 0.0 |
| OPPORTUNITY HOUSING, INC | CR | \$23,560.18 | \$23,560.18 | \$0.00 | 100.0 | \$23,560.18 | 100.0 |
| PROVIDENCE HOUSING CORP. | CR | \$629,617.94 | \$629,617.94 | \$0.00 | 100.0 | \$629,617.94 | 100.0 |
| RISING SUN & OHIO CO SNR CTZN HSG | CR | \$400,000.00 | \$400,000.00 | \$0.00 | 100.0 | \$400,000.00 | 100.0 |
| RURAL OPPORTUNITIES, INC. | CR | \$101,089.04 | \$101,089.04 | \$0.00 | 100.0 | \$101,089.04 | 100.0 |
| SOUTHERN INDIANA HOMEOWNERSHIP, INC. | CL | \$44,463.37 | \$44,463.37 | \$0.00 | 100.0 | \$44,463.37 | 100.0 |
| SOUTHERN INDIANA HOUSING AND COMMUNITY DEVEL | CR | \$605,000.00 | \$605,000.00 | \$0.00 | 100.0 | \$605,000.00 | 100.0 |
| WHITLEY CROSSINGS NEIGHBORHOOD CORP | CR | \$15,507.46 | \$15,507.46 | \$0.00 | 100.0 | \$0.00 | 0.0 |

PR25_CHDO_text
 U. S. DEPARTMENT OF HOUSING AND URBAN DEVELOPMENT
 OFFICE OF COMMUNITY PLANNING AND DEVELOPMENT
 INTEGRATED DISBURSEMENT AND INFORMATION SYSTEM
 STATUS OF CHDO FUNDS BY FISCAL YEAR
 AS OF : 09/09/08

NAME OF GRANTEE: INDIANA

GRANTEE UOG : 180001/00001

FISCAL YEAR: 2004 - (CONTINUED FROM PREVIOUS PAGE)

| CHDO NAME / OTHER | FUND TYPE | AMOUNT RESERVED | AMOUNT COMMITTED | BALANCE TO COMMIT | %CMTD /RSVD | AMOUNT DISBURSED | %DISB /CMTD |
|--|-----------|-----------------|------------------|-------------------|-------------|------------------|-------------|
| CR FUNDS NOT SUB-GRANTED TO CHDOS | CR | \$523,019.26 | \$0.00 | \$523,019.26 | 0.0 | \$0.00 | 0.0 |
| CO FUNDS NOT SUB-GRANTED TO CHDOS | CO | \$838,400.00 | \$838,400.00 | \$0.00 | 100.0 | \$838,400.00 | 100.0 |
| TOTAL FOR 2004 : | CR | \$8,275,160.81 | \$7,752,141.55 | \$523,019.26 | 93.6 | \$7,736,634.09 | 99.7 |
| TOTAL FOR 2004 : | CO | \$838,400.00 | \$838,400.00 | \$0.00 | 100.0 | \$838,400.00 | 100.0 |
| TOTAL FOR 2004 ALL FUNDS (CR+CO+CC+CL) : | | \$9,113,560.81 | \$8,590,541.55 | \$523,019.26 | 94.2 | \$8,575,034.09 | 99.8 |

FISCAL YEAR: 2005

| CHDO NAME / OTHER | FUND TYPE | AMOUNT RESERVED | AMOUNT COMMITTED | BALANCE TO COMMIT | %CMTD /RSVD | AMOUNT DISBURSED | %DISB /CMTD |
|--|-----------|-----------------|------------------|-------------------|-------------|------------------|-------------|
| AFFORDABLE HOUSING CORPORATION | CR | \$11,084.15 | \$0.00 | \$11,084.15 | 0.0 | \$0.00 | 0.0 |
| AREA IV DEVELOPMENT, INC. | CR | \$361,129.10 | \$361,129.10 | \$0.00 | 100.0 | \$361,129.10 | 100.0 |
| BLOOMINGTON RESTORATIONS, INC. | CR | \$127,427.00 | \$127,427.00 | \$0.00 | 100.0 | \$122,427.00 | 96.0 |
| BLUE RIVER SERVICES, INC. | CL | \$11,000.00 | \$11,000.00 | \$0.00 | 100.0 | \$10,959.50 | 99.6 |
| CAP OF WESTERN INDIANA | CL | \$30,000.00 | \$30,000.00 | \$0.00 | 100.0 | \$29,654.15 | 98.8 |
| CAP OF WESTERN INDIANA | CR | \$350,000.00 | \$350,000.00 | \$0.00 | 100.0 | \$350,000.00 | 100.0 |
| CR WORKS, INC. | CL | \$27,838.96 | \$27,838.96 | \$0.00 | 100.0 | \$27,838.96 | 100.0 |
| CR WORKS, INC. | CR | \$2,161.04 | \$2,161.04 | \$0.00 | 100.0 | \$2,161.04 | 100.0 |
| ELKHART HOUSING PARTNERSHIP | CR | \$0.00 | \$0.00 | \$0.00 | 0.0 | \$0.00 | 0.0 |
| FOUR RIVERS RESOURCE SERVICES, INC. | CL | \$21,000.00 | \$21,000.00 | \$0.00 | 100.0 | \$21,000.00 | 100.0 |
| FOUR RIVERS RESOURCE SERVICES, INC. | CR | \$10,600.00 | \$10,600.00 | \$0.00 | 100.0 | \$10,600.00 | 100.0 |
| GUERIN, INC. | CR | \$262,200.00 | \$262,200.00 | \$0.00 | 100.0 | \$257,200.00 | 98.0 |
| HAMILTON COUNTY AREA NEIGHBORHOOD DEVELOPMEN | CL | \$30,000.00 | \$30,000.00 | \$0.00 | 100.0 | \$30,000.00 | 100.0 |
| HAMILTON COUNTY AREA NEIGHBORHOOD DEVELOPMEN | CR | \$0.00 | \$0.00 | \$0.00 | 0.0 | \$0.00 | 0.0 |
| HOOSIER UPLANDS ECONOMIC DEVELOPMENT | CR | \$527,000.00 | \$527,000.00 | \$0.00 | 100.0 | \$527,000.00 | 100.0 |
| HOUSING ASSISTANCE OFFICE, INC | CR | \$50,000.00 | \$50,000.00 | \$0.00 | 100.0 | \$50,000.00 | 100.0 |
| HOUSING OPPORTUNITIES, INC. | CR | \$93,428.57 | \$87,470.41 | \$5,958.16 | 93.6 | \$37,060.33 | 42.3 |
| JEFFERSONVILLE HOUSING SERVICES COR | CR | \$158,603.57 | \$84,567.44 | \$74,036.13 | 53.3 | \$84,567.44 | 100.0 |
| LA CASA OF GOSHEN, INC | CR | \$869,577.38 | \$869,577.38 | \$0.00 | 100.0 | \$869,577.38 | 100.0 |
| LINCOLN HILLS DEVELOPMENT CORP | CR | \$279,131.46 | \$279,131.46 | \$0.00 | 100.0 | \$279,131.46 | 100.0 |
| MONTGOMERY COUNTY HOUSING DEVELOPMENT, INC. | CR | \$0.00 | \$0.00 | \$0.00 | 0.0 | \$0.00 | 0.0 |
| NEW ALBANY-FLOYD COUNTY CHDO | CR | \$177,451.00 | \$177,451.00 | \$0.00 | 100.0 | \$153,190.38 | 86.3 |
| OPPORTUNITY HOUSING, INC | CR | \$25,423.15 | \$25,423.15 | \$0.00 | 100.0 | \$25,423.15 | 100.0 |
| PATHFINDER SERVICES INC | CR | \$956,006.41 | \$956,006.41 | \$0.00 | 100.0 | \$956,006.41 | 100.0 |
| PROVIDENCE HOUSING CORP. | CR | \$875,131.00 | \$875,131.00 | \$0.00 | 100.0 | \$875,131.00 | 100.0 |
| WHITLEY CROSSINGS NEIGHBORHOOD CORP | CL | \$0.00 | \$0.00 | \$0.00 | 0.0 | \$0.00 | 0.0 |

PR25_CHDO_text
 U. S. DEPARTMENT OF HOUSING AND URBAN DEVELOPMENT
 OFFICE OF COMMUNITY PLANNING AND DEVELOPMENT
 INTEGRATED DISBURSEMENT AND INFORMATION SYSTEM
 STATUS OF CHDO FUNDS BY FISCAL YEAR
 AS OF : 09/09/08

NAME OF GRANTEE: INDIANA

GRANTEE UOG : 180001/00001

FISCAL YEAR: 2005 - (CONTINUED FROM PREVIOUS PAGE)

| CHDO NAME / OTHER | FUND TYPE | AMOUNT RESERVED | AMOUNT COMMITTED | BALANCE TO COMMIT | %CMTD /RSVD | AMOUNT DISBURSED | %DISB /CMTD |
|--|-----------|-----------------|------------------|-------------------|-------------|------------------|-------------|
| WHITLEY CROSSINGS NEIGHBORHOOD CORP | CR | \$22,314.17 | \$22,314.17 | \$0.00 | 100.0 | \$0.00 | 0.0 |
| CR FUNDS NOT SUB-GRANTED TO CHDOS | CR | \$505,895.61 | \$0.00 | \$505,895.61 | 0.0 | \$0.00 | 0.0 |
| CO FUNDS NOT SUB-GRANTED TO CHDOS | CO | \$816,000.00 | \$816,000.00 | \$0.00 | 100.0 | \$816,000.00 | 100.0 |
| TOTAL FOR 2005 : | CR | \$5,784,402.57 | \$5,187,428.52 | \$596,974.05 | 89.6 | \$5,080,057.30 | 97.9 |
| TOTAL FOR 2005 : | CO | \$816,000.00 | \$816,000.00 | \$0.00 | 100.0 | \$816,000.00 | 100.0 |
| TOTAL FOR 2005 ALL FUNDS (CR+CO+CC+CL) : | | \$6,600,402.57 | \$6,003,428.52 | \$596,974.05 | 90.9 | \$5,896,057.30 | 98.2 |

FISCAL YEAR: 2006

| CHDO NAME / OTHER | FUND TYPE | AMOUNT RESERVED | AMOUNT COMMITTED | BALANCE TO COMMIT | %CMTD /RSVD | AMOUNT DISBURSED | %DISB /CMTD |
|--|-----------|-----------------|------------------|-------------------|-------------|------------------|-------------|
| AFFORDABLE HOUSING CORPORATION | CR | \$127,017.72 | \$0.00 | \$127,017.72 | 0.0 | \$0.00 | 0.0 |
| AREA 12 COUNCIL ON AGING AND COMMUNITY SERVI | CR | \$30,360.00 | \$30,360.00 | \$0.00 | 100.0 | \$30,360.00 | 100.0 |
| BLUE RIVER SERVICES, INC. | CR | \$198,323.66 | \$198,323.66 | \$0.00 | 100.0 | \$193,323.66 | 97.4 |
| CAP OF WESTERN INDIANA | CR | \$521,000.00 | \$521,000.00 | \$0.00 | 100.0 | \$455,661.73 | 87.4 |
| CR WORKS, INC. | CR | \$633,088.96 | \$517,588.96 | \$115,500.00 | 81.7 | \$182,889.96 | 35.3 |
| FOUR RIVERS RESOURCE SERVICES, INC. | CR | \$391,000.00 | \$391,000.00 | \$0.00 | 100.0 | \$386,000.00 | 98.7 |
| HAMILTON COUNTY AREA NEIGHBORHOOD DEVELOPMEN | CR | \$8,189.00 | \$8,189.00 | \$0.00 | 100.0 | \$3,189.01 | 38.9 |
| HOOSIER UPLANDS ECONOMIC DEVELOPMENT | CL | \$30,000.00 | \$30,000.00 | \$0.00 | 100.0 | \$30,000.00 | 100.0 |
| HOOSIER UPLANDS ECONOMIC DEVELOPMENT | CR | \$385,011.65 | \$362,011.65 | \$23,000.00 | 94.0 | \$357,011.65 | 98.6 |
| HOUSING OPPORTUNITIES, INC. | CR | \$246,500.00 | \$0.00 | \$246,500.00 | 0.0 | \$0.00 | 0.0 |
| HOUSING PARTNERSHIPS, INC | CR | \$495,276.98 | \$361,883.47 | \$133,393.51 | 73.0 | \$350,469.47 | 96.8 |
| JEFFERSONVILLE HOUSING SERVICES COR | CR | \$15,963.53 | \$0.00 | \$15,963.53 | 0.0 | \$0.00 | 0.0 |
| LINCOLN HILLS DEVELOPMENT CORP | CR | \$712,500.00 | \$712,500.00 | \$0.00 | 100.0 | \$597,852.07 | 83.9 |
| NEW HOPE SERVICES, INC | CL | \$20,000.00 | \$0.00 | \$20,000.00 | 0.0 | \$0.00 | 0.0 |
| SOUTHEASTERN INDIANA COMMUNITY PRESERVATION | CR | \$46,500.00 | \$46,500.00 | \$0.00 | 100.0 | \$43,000.00 | 92.4 |
| SOUTHERN INDIANA HOMEOWNERSHIP, INC. | CR | \$808,212.00 | \$808,212.00 | \$0.00 | 100.0 | \$803,212.00 | 99.3 |
| WHITLEY CROSSINGS NEIGHBORHOOD CORP | CR | \$352,578.37 | \$352,578.37 | \$0.00 | 100.0 | \$0.00 | 0.0 |
| CR FUNDS NOT SUB-GRANTED TO CHDOS | CR | \$377,000.30 | \$0.00 | \$377,000.30 | 0.0 | \$0.00 | 0.0 |
| CO FUNDS NOT SUB-GRANTED TO CHDOS | CO | \$774,100.00 | \$774,100.00 | \$0.00 | 100.0 | \$774,100.00 | 100.0 |
| CL FUNDS NOT SUB-GRANTED TO CHDOS | CL | \$49,300.00 | \$0.00 | \$49,300.00 | 0.0 | \$0.00 | 0.0 |

PR25_CHDO_text
 U. S. DEPARTMENT OF HOUSING AND URBAN DEVELOPMENT
 OFFICE OF COMMUNITY PLANNING AND DEVELOPMENT
 INTEGRATED DISBURSEMENT AND INFORMATION SYSTEM
 STATUS OF CHDO FUNDS BY FISCAL YEAR
 AS OF : 09/09/08

NAME OF GRANTEE: INDIANA

GRANTEE UOG : 180001/00001

FISCAL YEAR: 2006 - (CONTINUED FROM PREVIOUS PAGE)

| CHDO NAME / OTHER | FUND TYPE | AMOUNT RESERVED | AMOUNT COMMITTED | BALANCE TO COMMIT | %CMTD /RSVD | AMOUNT DISBURSED | %DISB /CMTD |
|--|-----------|-----------------|------------------|-------------------|-------------|------------------|-------------|
| TOTAL FOR 2006 : | CR | \$5,398,522.17 | \$4,340,147.11 | \$1,058,375.06 | 80.3 | \$3,432,969.55 | 79.0 |
| TOTAL FOR 2006 : | CO | \$774,100.00 | \$774,100.00 | \$0.00 | 100.0 | \$774,100.00 | 100.0 |
| TOTAL FOR 2006 : | CL | \$49,300.00 | \$0.00 | \$49,300.00 | 0.0 | \$0.00 | 0.0 |
| TOTAL FOR 2006 ALL FUNDS (CR+CO+CC+CL) : | | \$6,221,922.17 | \$5,114,247.11 | \$1,107,675.06 | 82.1 | \$4,207,069.55 | 82.2 |

FISCAL YEAR: 2007

| CHDO NAME / OTHER | FUND TYPE | AMOUNT RESERVED | AMOUNT COMMITTED | BALANCE TO COMMIT | %CMTD /RSVD | AMOUNT DISBURSED | %DISB /CMTD |
|--|-----------|-----------------|------------------|-------------------|-------------|------------------|-------------|
| AFFORDABLE HOUSING CORPORATION | CR | \$365,398.13 | \$0.00 | \$365,398.13 | 0.0 | \$0.00 | 0.0 |
| FOUR RIVERS RESOURCE SERVICES, INC. | CR | \$53,000.00 | \$0.00 | \$53,000.00 | 0.0 | \$0.00 | 0.0 |
| LA CASA OF GOSHEN, INC | CR | \$889,000.00 | \$470,000.00 | \$419,000.00 | 52.8 | \$470,000.00 | 100.0 |
| OHIO VALLEY OPPORTUNITIES, INC | CR | \$30,000.00 | \$0.00 | \$30,000.00 | 0.0 | \$0.00 | 0.0 |
| PACE COMMUNITY ACTION AGENCY, INC. | CR | \$137,050.00 | \$0.00 | \$137,050.00 | 0.0 | \$0.00 | 0.0 |
| CR FUNDS NOT SUB-GRANTED TO CHDOS | CR | \$853,473.27 | \$0.00 | \$853,473.27 | 0.0 | \$0.00 | 0.0 |
| CO FUNDS NOT SUB-GRANTED TO CHDOS | CO | \$775,973.80 | \$775,973.80 | \$0.00 | 100.0 | \$44,071.17 | 5.6 |
| TOTAL FOR 2007 : | CR | \$2,327,921.40 | \$470,000.00 | \$1,857,921.40 | 20.1 | \$470,000.00 | 100.0 |
| TOTAL FOR 2007 : | CO | \$775,973.80 | \$775,973.80 | \$0.00 | 100.0 | \$44,071.17 | 5.6 |
| TOTAL FOR 2007 ALL FUNDS (CR+CO+CC+CL) : | | \$3,103,895.20 | \$1,245,973.80 | \$1,857,921.40 | 40.1 | \$514,071.17 | 41.2 |

FISCAL YEAR: 2008

| CHDO NAME / OTHER | FUND TYPE | AMOUNT RESERVED | AMOUNT COMMITTED | BALANCE TO COMMIT | %CMTD /RSVD | AMOUNT DISBURSED | %DISB /CMTD |
|-----------------------------------|-----------|-----------------|------------------|-------------------|-------------|------------------|-------------|
| CR FUNDS NOT SUB-GRANTED TO CHDOS | CR | \$2,251,825.05 | \$0.00 | \$2,251,825.05 | 0.0 | \$0.00 | 0.0 |
| CO FUNDS NOT SUB-GRANTED TO CHDOS | CO | \$750,608.35 | \$0.00 | \$750,608.35 | 0.0 | \$0.00 | 0.0 |

PR25_CHDO_text
 U. S. DEPARTMENT OF HOUSING AND URBAN DEVELOPMENT
 OFFICE OF COMMUNITY PLANNING AND DEVELOPMENT
 INTEGRATED DISBURSEMENT AND INFORMATION SYSTEM
 STATUS OF CHDO FUNDS BY FISCAL YEAR
 AS OF : 09/09/08

NAME OF GRANTEE: INDIANA

GRANTEE UOG : 180001/00001

FISCAL YEAR: 2008 - (CONTINUED FROM PREVIOUS PAGE)

| CHDO NAME / OTHER | FUND TYPE | AMOUNT RESERVED | AMOUNT COMMITTED | BALANCE TO COMMIT | %CMTD /RSVD | AMOUNT DISBURSED | %DISB /CMTD |
|--|-----------|-----------------|------------------|-------------------|-------------|------------------|-------------|
| TOTAL FOR 2008 : | CR | \$2,251,825.05 | \$0.00 | \$2,251,825.05 | 0.0 | \$0.00 | 0.0 |
| TOTAL FOR 2008 : | CO | \$750,608.35 | \$0.00 | \$750,608.35 | 0.0 | \$0.00 | 0.0 |
| TOTAL FOR 2008 ALL FUNDS (CR+CO+CC+CL) : | | \$3,002,433.40 | \$0.00 | \$3,002,433.40 | 0.0 | \$0.00 | 0.0 |

| SUMMARY OF TOTALS | FUND TYPE | AMOUNT RESERVED | AMOUNT COMMITTED | BALANCE TO COMMIT | %CMTD /RSVD | AMOUNT DISBURSED | %DISB /CMTD |
|------------------------------|-----------|-----------------|------------------|-------------------|-------------|------------------|-------------|
| TOTAL FOR ALL YEARS CR FUNDS | CR | \$71,433,571.06 | \$65,145,456.24 | \$6,288,114.82 | 91.1 | \$64,090,400.00 | 98.3 |
| TOTAL FOR ALL YEARS CO FUNDS | CO | \$10,645,539.68 | \$9,894,931.33 | \$750,608.35 | 92.9 | \$9,163,028.70 | 92.6 |
| TOTAL FOR ALL YEARS CC FUNDS | CC | \$123,729.86 | \$123,729.86 | \$0.00 | 100.0 | \$123,729.86 | 100.0 |
| TOTAL FOR ALL YEARS CL FUNDS | CL | \$49,300.00 | \$0.00 | \$49,300.00 | 0.0 | \$0.00 | 0.0 |
| GRAND TOTAL : | | \$82,252,140.60 | \$75,164,117.43 | \$7,088,023.17 | 91.3 | \$73,377,158.56 | 97.6 |

PR33_text
 U. S. DEPARTMENT OF HOUSING AND URBAN DEVELOPMENT
 OFFICE OF COMMUNITY PLANNING AND DEVELOPMENT
 INTEGRATED DISBURSEMENT AND INFORMATION SYSTEM
 HOME MATCHING LIABILITY REPORT
 INDIANA

| FISCAL YEAR | MATCH PERCENT | TOTAL DISBURSEMENTS | DISBURSEMENTS REQUIRING MATCH | MATCH LIABILITY AMOUNT |
|----------------|------------------|------------------------|----------------------------------|---------------------------|
| 2000 | 25.0% | 11,084,976.49 | 8,386,543.40 | 2,096,635.85 |
| 2001 | 25.0% | 12,278,632.14 | 9,598,312.47 | 2,399,578.11 |
| 2002 | 12.5% | 14,904,305.61 | 11,721,603.56 | 1,465,200.44 |
| 2003 | 12.5% | 17,606,180.16 | 13,944,256.52 | 1,743,032.06 |
| 2004 | 12.5% | 17,888,739.58 | 14,917,088.01 | 1,864,636.00 |
| 2005 | 25.0% | 18,110,438.36 | 14,776,449.01 | 3,694,112.25 |
| 2006 | 12.5% | 20,009,575.47 | 16,900,001.23 | 2,112,500.15 |
| 2007 | 25.0% | 16,448,203.97 | 13,310,315.47 | 3,327,578.86 |

PR85 cdbg_text
 U. S. DEPARTMENT OF HOUSING AND URBAN DEVELOPMENT
 OFFICE OF COMMUNITY PLANNING AND DEVELOPMENT
 INTEGRATED DISBURSEMENT AND INFORMATION SYSTEM
 CDBG
 HOUSING PERFORMANCE REPORT - INDIANA

PARAMETERS:
 REPORT LEVEL - GRANTEE/PJ
 PROGRAM - CDBG
 DATE RANGE - 07-01-2007 - 06-30-2008

| OBJECTIVES | OUTCOMES | | | | | | | |
|----------------------|--------------------------------|------|---------------|--------------|----------------|--------------|--------------------|--------------|
| | AVAILABILITY/ ACCESSIBILITY | | AFFORDABILITY | | SUSTAINABILITY | | TOTAL BY OBJECTIVE | |
| | UNITS | \$ | UNITS | \$ | UNITS | \$ | UNITS | \$ |
| SUITABLE LIVING | 0 | 0.00 | 354 | 1,425,000.00 | 7,024 | 7,776,765.62 | 7,378 | 9,201,765.62 |
| DECENT HOUSING | 0 | 0.00 | 0 | 0.00 | 0 | 0.00 | 0 | 0.00 |
| ECONOMIC OPPORTUNITY | 0 | 0.00 | 0 | 0.00 | 0 | 0.00 | 0 | 0.00 |
| TOTAL BY OUTCOME | 0 | 0.00 | 354 | 1,425,000.00 | 7,024 | 7,776,765.62 | 7,378 | 9,201,765.62 |

| OBJECTIVES | # OF TOTAL UNITS BROUGHT TO PROPERTY STANDARDS | | OF THE TOTAL UNITS, THE # OCCUPIED BY HOUSEHOLD <= 80% AMI | |
|----------------------|--|------|--|-------|
| | UNITS | \$ | UNITS | \$ |
| | SUITABLE LIVING | 0 | 0.00 | 7,364 |
| DECENT HOUSING | 0 | 0.00 | 0 | 0.00 |
| ECONOMIC OPPORTUNITY | 0 | 0.00 | 0 | 0.00 |
| TOTAL BY OUTCOME | 0 | 0.00 | 7,364 | *** |

PR85 home_text
 U. S. DEPARTMENT OF HOUSING AND URBAN DEVELOPMENT
 OFFICE OF COMMUNITY PLANNING AND DEVELOPMENT
 INTEGRATED DISBURSEMENT AND INFORMATION SYSTEM
 HOME
 HOUSING PERFORMANCE REPORT - INDIANA

PARAMETERS:

REPORT LEVEL - GRANTEE/PJ
 PROGRAM - HOME
 DATE RANGE - 07-01-2007 - 06-30-2008
 HOME TENURE TYPE - RENTAL, HOMEBUYER, HOMEOWNER REHAB, TBRA

| OBJECTIVES | OUTCOMES | | | | | | | |
|----------------------|--------------------------------|------|---------------|--------------|----------------|--------------|--------------------|---------------|
| | AVAILABILITY/ ACCESSIBILITY | | AFFORDABILITY | | SUSTAINABILITY | | TOTAL BY OBJECTIVE | |
| | UNITS | \$ | UNITS | \$ | UNITS | \$ | UNITS | \$ |
| SUITABLE LIVING | 0 | 0.00 | 0 | 0.00 | 33 | 1,092,889.00 | 33 | 1,092,889.00 |
| DECENT HOUSING | 0 | 0.00 | 883 | 9,516,756.30 | 74 | 1,657,925.20 | 957 | 11,174,681.50 |
| ECONOMIC OPPORTUNITY | 0 | 0.00 | 0 | 0.00 | 0 | 0.00 | 0 | 0.00 |
| TOTAL BY OUTCOME | 0 | 0.00 | 883 | 9,516,756.30 | 107 | 2,750,814.20 | 990 | 12,267,570.50 |

| OBJECTIVES | # OF TOTAL UNITS BROUGHT TO PROPERTY STANDARDS | | | | OF THE TOTAL UNITS, THE # OCCUPIED BY HOUSEHOLD <= 80% AMI | | | |
|----------------------|--|---------------|--------------|---------------|--|--|----|--|
| | UNITS | | \$ | | UNITS | | \$ | |
| | SUITABLE LIVING | 33 | 1,092,889.00 | 33 | 1,092,889.00 | | | |
| DECENT HOUSING | 957 | 11,174,681.50 | 957 | 11,174,681.50 | | | | |
| ECONOMIC OPPORTUNITY | 0 | 0.00 | 0 | 0.00 | | | | |
| TOTAL BY OUTCOME | 990 | 12,267,570.50 | 990 | 12,267,570.50 | | | | |

OCRA Reports

OCRA (CDBG) FUNDS AVAILABLE

| UNCOMMITTED FUNDS 7/1/07 | PASS THROUGH* | TECHNICAL ASSISTANCE | ADMINISTRATION | AMOUNT |
|--|----------------------|----------------------|---------------------|----------------------|
| 1998 | - | - | - | - |
| 1999 | - | - | - | - |
| 2000 | - | - | - | - |
| 2001 | 20,669.77 | - | - | 20,669.77 |
| 2002 | 40,100.01 | - | - | 40,100.01 |
| 2003 | 35,846.72 | - | 7,217.77 | 43,064.49 |
| 2004 | 280,294.25 | - | - | 280,294.25 |
| 2005 | 85,983.09 | - | - | 85,983.09 |
| 2006 | 1,046,025.90 | 298,886.64 | 717,064.47 | 2,061,977.01 |
| 2007 | 20,191,261.00 | 317,909.00 | 735,818.00 | 21,244,988.00 |
| TOTAL | 21,700,180.74 | 616,795.64 | 1,460,100.24 | 23,777,076.62 |
| *Pass Through Funds equal the amount of CDBG funds that had not been committed as of July 1, 2007. | | | | |

OCRA CDBG (no HDF) Allocations

| TYPE | GRANTEE | COUNTY | REG | DATE | PROJECT | CDBG \$ | TOTAL | | STATUS | Beneficiaries |
|-----------------------------|---------|-----------------------------|-----------------|------------|--|------------------------|------------------------|--|--------|----------------|
| | | | | | | | PROJECT COST | | | |
| PL | HS | Fulton County | Fulton | 7/23/2007 | fire station | \$ 7,776.00 | \$ 8,640.00 | | open | 661 |
| PL | HS | Geneva, Town of | Adams | 12/13/2007 | fire station expansion study | \$ 41,850.00 | \$ 46,500.00 | | open | 2,365 |
| PL | HS | Pike County | Pike | 6/27/2008 | Fire station study | \$ 42,500.00 | \$ 47,500.00 | | open | 1,086 |
| PL | INF | Sellersburg, Town of | Clark | 12/6/2007 | storm drainage | \$ 30,000.00 | \$ 45,400.00 | | open | 7,784 |
| PL | INF | Clayton, Town of | Hendricks | 9/14/2007 | stormwater study | \$ 30,000.00 | \$ 33,500.00 | | open | 693 |
| PL | INF | Worthington, Town of | Greene | 6/23/2008 | Stormwater/Sewer study | \$ 40,000.00 | \$ 44,444.00 | | open | 1,481 |
| PL | INF | Culver, Town of | Marshall | 4/1/2008 | Storm Water/Sanitary Waste Water | \$ 40,000.00 | \$ 46,400.00 | | open | 2,166 |
| PL | INF | Yeoman, Town of | Carroll | 4/1/2008 | Wastewater Utility/stormwater drainage | \$ 39,600.00 | \$ 44,000.00 | | open | 82 |
| PL | INF | Macy, Town of | Miami | 3/17/2008 | Wastewater/Storm Water | \$ 30,000.00 | \$ 33,000.00 | | open | 146 |
| PL | INF | Brookville, Town of | Franklin | 1/3/2008 | Water/Sewer | \$ 45,000.00 | \$ 56,000.00 | | open | 2,652 |
| PL | INF | Milton, Town of | Wayne | 4/1/2008 | Water/Sewer | \$ 49,000.00 | \$ 54,460.00 | | open | 435 |
| PL | INF | Elizabethtown, Town of | Bartholomew | 2/18/2008 | Sanitary Sewer | \$ 30,000.00 | \$ 32,400.00 | | open | 391 |
| PL | INF | Oldenburg, Town of | Franklin | 4/22/2008 | Sanitary Sewer | \$ 30,000.00 | \$ 33,500.00 | | open | 739 |
| PL | INF | Clark County | Clark | 4/1/2008 | Sewer Analysis | \$ 30,000.00 | \$ 33,333.00 | | open | 177 |
| PL | INF | Mentone, Town of | Kosciusko | 1/11/2008 | Wastewater Planning Study | \$ 30,000.00 | \$ 33,400.00 | | open | 738 |
| PL | INF | Moores Hill, Town of | Dearborn | 11/20/2007 | Wastewater System | \$ 20,000.00 | \$ 22,222.00 | | open | 635 |
| PL | INF | Vermillion County | Vermillion | 11/15/2007 | water system study | \$ 29,700.00 | \$ 33,000.00 | | open | 800 |
| PL | QL | Gentryville, Town of | Spencer | 7/23/2007 | building reuse | \$ 45,900.00 | \$ 51,000.00 | | open | 246 |
| PL | QL | Gas City, City of | Grant | 9/14/2007 | community center | \$ 40,000.00 | \$ 45,000.00 | | step 1 | 6,687 |
| PL | QL | Kempton, Town of | Tipton | 9/14/2007 | community center | \$ 42,500.00 | \$ 47,500.00 | | step 1 | 320 |
| PL | QL | Posey County | Posey | 11/20/2007 | Comprehensive Plan | \$ 48,000.00 | \$ 55,100.00 | | open | 26,354 |
| PL | QL | Wolcott, Town of | White | 11/29/2007 | Comprehensive Plan | \$ 55,000.00 | \$ 51,800.00 | | open | 916 |
| PL | QL | Pulaski County | Pulaski | 11/29/2007 | Comprehensive Plan | \$ 49,500.00 | \$ 55,000.00 | | open | 12,407 |
| PL | QL | Mt. Vernon, City of | Posey | 12/13/2007 | Comprehensive Plan | \$ 48,500.00 | \$ 54,000.00 | | open | 6,793 |
| PL | QL | Winslow, Town of | Pike | 1/3/2008 | Comprehensive Plan | \$ 50,000.00 | \$ 54,500.00 | | open | 881 |
| PL | QL | Princeton, City of | Gibson | 2/4/2008 | Comprehensive Plan | \$ 50,000.00 | \$ 84,500.00 | | open | 7,682 |
| PL | QL | Bicknell, City of | Knox | 2/4/2008 | Comprehensive Plan | \$ 50,000.00 | \$ 55,600.00 | | open | 3,378 |
| PL | QL | Lapel, Town of | Madison | 4/30/2008 | Comprehensive Plan | \$ 48,615.00 | \$ 54,016.00 | | open | 2,357 |
| PL | QL | Logansport, City of | Cass | 5/30/2008 | Comprehensive Plan | \$ 50,000.00 | \$ 55,500.00 | | open | 15,407 |
| PL | QL | Angola, Town of | Steuben | 7/18/2007 | downtown revitalization | \$ 50,000.00 | \$ 94,850.00 | | step 1 | 7,344 |
| PL | QL | Monon, Town of | White | 1/3/2008 | downtown revitalization | \$ 50,000.00 | \$ 54,600.00 | | open | 1,733 |
| PL | QL | Dunkirk, City of | Jay | 5/23/2008 | Downtown Revitalization | \$ 50,000.00 | \$ 55,000.00 | | open | 5,693 |
| PL | QL | Vevay, Town of | Switzerland | 6/23/2008 | Downtown Revitalization | \$ 50,000.00 | \$ 56,000.00 | | open | 1,735 |
| PL | QL | Martinsville, City of | Morgan | 1/3/2008 | Economic Development Plan | \$ 46,500.00 | \$ 55,000.00 | | open | 11,698 |
| PL | QL | Carlisle, Town of | Hendricks | 8/29/2007 | master park plan | \$ 30,000.00 | \$ 33,500.00 | | open | 688 |
| PL | QL | West Baden Springs, Town of | Orange | 10/11/2007 | master park plan | \$ 20,000.00 | \$ 24,500.00 | | open | 2,293 |
| PL | QL | Monticello, Town of | White | 11/29/2007 | master park plan | \$ 20,000.00 | \$ 26,850.00 | | open | 5,209 |
| PL | QL | Russiaville, Town of | Howard | 5/30/2008 | master park plan | \$ 20,000.00 | \$ 24,000.00 | | open | 1,000 |
| PL | QL | Rensselaer, City of | Jasper | 5/23/2008 | master park plan | \$ 20,000.00 | \$ 24,500.00 | | open | 5,719 |
| PL | QL | LaGrange, Town of | LaGrange | 1/11/2008 | youth center | \$ 45,000.00 | \$ 50,000.00 | | open | 2,919 |
| Total Planning Grant | | | | | | \$ 1,544,941.00 | \$ 1,810,015.00 | | | 152,550 |
| CFF | HS | Carroll County | Carroll | 2008/I | EMS/Community Center | \$ 340,000.00 | \$ 428,000.00 | | open | 3,038 |
| CFF | HS | Francisco, Town of | Gibson | 2008/I | Fire Protection Vehicle | \$ 150,000.00 | \$ 181,350.00 | | open | 1,405 |
| CFF | HS | Hudson, Town of | Steuben | 2007/II | Fire Station | \$ 343,347.00 | \$ 405,000.00 | | open | 634 |
| CFF | HS | Jay County | Jay | 2007/II | Fire Station & EMS Station | \$ 525,000.00 | \$ 600,000.00 | | open | 8,884 |
| CFF | HS | Martin County | Martin | 2007/II | Fire Protection Vehicle | \$ 150,000.00 | \$ 190,200.00 | | open | 353 |
| CFF | HS | Mulberry, Town of | Clinton | 2007/II | Fire Protection Vehicle | \$ 145,000.00 | \$ 216,000.00 | | open | 2,368 |
| CFF | HS | New Ross, Town of | Montgomery | 2008/I | Fire Protection Vehicle | \$ 150,000.00 | \$ 219,334.00 | | open | 1,540 |
| CFF | HS | North Judson, Town of | Starke | 2007/II | Fire Station | \$ 367,500.00 | \$ 421,895.00 | | open | 4,460 |
| CFF | HS | Petersburg, City of | Pike | 2008/I | Fire Protection Vehicle | \$ 150,000.00 | \$ 312,848.00 | | open | 6,079 |
| CFF | HS | Versailles, Town of | Ripley | 2008/I | Fire Station | \$ 350,000.00 | \$ 834,500.00 | | open | 3,208 |
| CFF | INF | Advance, Town of | Boone | 2007/II | Water Systems Improvement | \$ 525,000.00 | \$ 1,015,000.00 | | open | 468 |
| CFF | INF | Albion, Town of | Noble | 2008/I | Water System Improvement | \$ 500,000.00 | \$ 1,300,000.00 | | open | 2,284 |
| CFF | INF | Allen County | Allen | 2008/I | Wastewater Improvements | \$ 500,000.00 | \$ 1,177,600.00 | | open | 309 |
| CFF | INF | Bruceville, Town of | Knox | 2007/II | Wastewater Improvements | \$ 525,000.00 | \$ 4,598,000.00 | | open | 469 |
| CFF | INF | Burnettsville, Town of | White | 2008/I | Storm Drainage Improvements | \$ 500,000.00 | \$ 840,000.00 | | open | 357 |
| CFF | INF | Camden, Town of | Carroll | 2008/I | Wastewater Improvements | \$ 500,000.00 | \$ 750,000.00 | | open | 584 |
| CFF | INF | Carbon, Town of | Clay | 2007/II | Storm Drainage Improvements | \$ 500,000.00 | \$ 896,470.00 | | open | 334 |
| CFF | INF | Colfax, Town of | Clinton | 2007/II | Wastewater Improvements | \$ 525,000.00 | \$ 650,000.00 | | open | 582 |
| CFF | INF | Converse, Town of | Miami | 2008/I | Water System Improvement | \$ 500,000.00 | \$ 1,060,000.00 | | open | 1,202 |
| CFF | INF | Cromwell, Town of | Noble | 2007/II | Storm Drainage Improvements | \$ 450,240.00 | \$ 549,300.00 | | open | 465 |
| CFF | INF | Dillsboro, Town of | Dearborn | 2007/II | Storm Drainage Improvements | \$ 514,500.00 | \$ 850,000.00 | | open | 1,436 |
| CFF | INF | Elwood, City of | Madison | 2007/II | Wastewater Improvements | \$ 500,000.00 | \$ 1,080,500.00 | | open | 9,737 |
| CFF | INF | English, Town of | Crawford | 2007/II | Water System Improvement | \$ 427,350.00 | \$ 582,000.00 | | open | 673 |
| CFF | INF | Greentown, Town of | Howard | 2008/I | Wastewater Improvements | \$ 500,000.00 | \$ 1,286,000.00 | | open | 2,216 |
| CFF | INF | Hope, Town of | Bartholomew | 2008/I | Storm Drainage Improvements | \$ 410,000.00 | \$ 590,000.00 | | open | 2,140 |
| CFF | INF | Jamestown, Town of | Boone/Hendricks | 2008/I | Wastewater Improvements | \$ 342,014.00 | \$ 491,914.00 | | open | 1,016 |
| CFF | INF | Kewanna, Town of | Fulton | 2007/II | Wastewater Improvements | \$ 490,245.00 | \$ 590,000.00 | | open | 614 |
| CFF | INF | Leesburg, Town of | Kosciusko | 2007/II | Wastewater Improvements | \$ 500,000.00 | \$ 4,068,000.00 | | open | 652 |
| CFF | INF | Marengo, Town of | Crawford | 2007/II | Wastewater Improvements | \$ 428,820.00 | \$ 531,600.00 | | open | 829 |
| CFF | INF | Monroeville, Town of | Allen | 2008/I | Wastewater Improvements | \$ 500,000.00 | \$ 1,173,000.00 | | open | 1,236 |
| CFF | INF | Morocco, Town of | Newton | 2008/I | Water System Improvement | \$ 500,000.00 | \$ 1,047,000.00 | | open | 1,175 |
| CFF | INF | New Richmond, Town of | Montgomery | 2008/I | Water System Improvement | \$ 491,475.00 | \$ 546,475.00 | | open | 388 |
| CFF | INF | Oxford, Town of | Benton | 2008/I | Wastewater Improvements | \$ 500,000.00 | \$ 900,000.00 | | open | 1,033 |
| CFF | INF | Parker City, Town of | Randolph | 2008/I | Water System Improvement | \$ 430,000.00 | \$ 515,000.00 | | open | 1,212 |

OCRA CDBG (no HDF) Allocations

| TYPE | GRANTEE | COUNTY | REG | DATE | PROJECT | CDBG \$ | TOTAL | | STATUS | Beneficiaries |
|--|---------|------------------------------|-----|------------|--------------------------------|-------------------------|-------------------------|--|---|-----------------|
| | | | | | | | PROJECT COST | | | |
| CFF | INF | Petersburg, City of | | 2007/II | Water System Improvement | \$ 478,800.00 | \$ 602,000.00 | | open | 1,908 |
| CFF | INF | Redkey, Town of | | 2008/I | Water System Improvement | \$ 500,000.00 | \$ 2,221,000.00 | | open | 1,241 |
| CFF | INF | Scottsburg, City of | | 2008/I | Wastewater Improvements | \$ 427,636.00 | \$ 526,670.00 | | open | 4,992 |
| CFF | INF | Washington County | | 2007/II | Water System Improvements | \$ 479,514.00 | \$ 522,000.00 | | open | 203 |
| CFF | INF | West College Corner, Town of | | 2007/II | Wastewater Improvements | \$ 525,000.00 | \$ 3,200,000.00 | | open | 1,190 |
| CFF | INF | West Terre Haute, Town of | | 2008/I | Storm Drainage Improvements | \$ 500,000.00 | \$ 1,210,000.00 | | open | 2,330 |
| CFF | INF | Whitestown, Town of | | 2008/I | Water System Improvement | \$ 500,000.00 | \$ 1,300,000.00 | | open | 435 |
| CFF | INF | Winamac, Town of | | 2007/II | Wastewater Improvements | \$ 525,000.00 | \$ 1,655,000.00 | | open | 2,418 |
| CFF | QL | Akron, Town of | | 2008/I | Community Center | \$ 500,000.00 | \$ 990,000.00 | | open | 1,135 |
| CFF | QL | Bloomfield, Town of | | 2008/I | Downtown Revitalization | \$ 500,000.00 | \$ 607,280.00 | | open | 2,542 |
| CFF | QL | Brownstown, Town of | | 2008/I | Park Improvement | \$ 292,000.00 | \$ 398,000.00 | | open | 2,586 |
| CFF | QL | Butler, City of | | 2007/II | Library | \$ 525,000.00 | \$ 1,175,404.00 | | open | 2,725 |
| CFF | QL | Chrisney, Town of | | 2007/II | Library | \$ 469,350.00 | \$ 497,000.00 | | open | 488 |
| CFF | QL | Fairmount, Town of | | 2007/II | Library | \$ 335,000.00 | \$ 380,000.00 | | open | 2,588 |
| CFF | QL | Fayette County | | 2008/I | Social Services Building Rehab | \$ 500,000.00 | \$ 555,800.00 | | open | 292 |
| CFF | QL | Franklin, City of | | 2007/II | Downtown Revitalization | \$ 525,000.00 | \$ 617,793.00 | | open | 19,463 |
| CFF | QL | Goodland, Town of | | 2008/I | Downtown Revitalization | \$ 500,000.00 | \$ 710,482.00 | | open | 1,096 |
| CFF | QL | Hamilton, Town of | | 2007/II | Downtown Revitalization | \$ 368,402.00 | \$ 702,000.00 | | open | 1,233 |
| CFF | QL | Harrison County | | 2008/I | Transportation Facility | \$ 500,000.00 | \$ 744,070.00 | | open | 4,669 |
| CFF | QL | Jasper County | | 2007/II | Special Needs Facility | \$ 433,867.00 | \$ 516,707.00 | | open | 165 |
| CFF | QL | Kentland, Town of | | 2007/II | Library | \$ 525,000.00 | \$ 1,300,000.00 | | open | 2,008 |
| CFF | QL | Lacrosse, Town of | | 2008/I | Library Project | \$ 500,000.00 | \$ 825,300.00 | | open | 1,383 |
| CFF | QL | Medaryville, Town of | | 2007/II | Special Needs Facility | \$ 196,560.00 | \$ 208,000.00 | | open | 125 |
| CFF | QL | Odon, Town of | | 2008/I | Senior & Community Center | \$ 500,000.00 | \$ 586,800.00 | | open | 1,212 |
| CFF | QL | Palmyra, Town of | | 2008/I | Senior Center | \$ 500,000.00 | \$ 649,875.00 | | open | 101 |
| CFF | QL | Randolph County | | 2007/II | Community Help Center | \$ 525,000.00 | \$ 568,557.00 | | open | 2,160 |
| CFF | QL | Seymour, City of | | 2008/I | Downtown Revitalization | \$ 386,652.00 | \$ 490,915.00 | | open | 18,101 |
| CFF | QL | Shelbyville, City of | | 2008/I | Downtown Revitalization | \$ 500,000.00 | \$ 650,000.00 | | open | 17,187 |
| CFF | QL | Shoals, Town of | | 2007/II | Downtown Revitalization | \$ 525,000.00 | \$ 596,320.00 | | open | 807 |
| Total Community Focus Fund | | | | | | \$ 27,773,272.00 | \$ 55,903,959.00 | | | 160,163 |
| CEDF | INF | Starke County | | 10/9/2007 | Sysco - infrastructure | \$ 500,000.00 | | | open (most likely deobligated before final CAPER) | 100 jobs |
| CEDF | INF | Princeton, City of | | 2/20/2008 | Toyota Boshoku - sewer | \$ 450,000.00 | | | open | 90 jobs |
| Total Community Economic Development Fund | | | | | | \$ 950,000.00 | | | | 190 jobs |
| MAP | | Seymour, City of | | 12/26/2007 | Micro-Enterprise Assistance | \$ 75,000.00 | | | open | 10 jobs |
| MAP | | Greensburg, City of | | 12/26/2007 | Micro-Enterprise Assistance | \$ 75,000.00 | | | open | 10 jobs |
| MAP | | Grant County | | 12/26/2007 | Micro-Enterprise Assistance | \$ 75,000.00 | | | open | 10 jobs |
| MAP | | Batesville, City of | | 1/2/2008 | Micro-Enterprise Assistance | \$ 50,000.00 | | | open | 10 jobs |
| MAP | | North Vernon, City of | | 1/2/2008 | Micro-Enterprise Assistance | \$ 75,000.00 | | | open | 10 jobs |
| Total Micro-Enterprise Assistance Program | | | | | | \$ 350,000.00 | | | | 50 jobs |
| Total CDBG | | | | | | \$ 30,618,213.00 | \$ 57,713,974.00 | | | 312,953 |
| | INF | Infrastructure | | | | | | | | |
| | QL | Quality of Life | | | | | | | | |
| | HS | Health and Safety | | | | | | | | |

OCRA (CDBG) FUNDS EXPENDED

| GRANT YEAR | GRANTEE | GRANT NUMBER | DRAW AMT | DRAWDOWN NUMBER | ISSUE DATE | MAIL DATE | DRAW DATE |
|------------|--|--------------|--------------|-----------------|------------|-----------|-----------|
| 1998 | RISING SUN refund applied to CF-06-225 | CF-98-202 | \$ (175,000) | 5443 | | | 6/27/08 |
| 1998 | RISING SUN refund applied to CF-06-226 | CF-98-202 | \$ (25,000) | 5443 | | | 6/27/08 |
| 1999 | CLINTON COUNTY | PL-99-051 | \$ 16,378 | 20173 | 11/19/07 | 11/21/07 | 11/21/07 |
| 2001 | CITY OF OAKLAND CITY | CF-01-139 | \$ 30,000 | 21698 | 2/4/08 | 2/6/08 | 2/25/08 |
| 2001 | BERNE, CITY OF | PL-01-070 | \$ 28,800 | 23230 | 12/20/07 | 12/21/07 | 12/27/07 |
| 2001 | BERNE, CITY OF | PL-01-070 | \$ 1,200 | 23231 | 12/20/07 | 12/21/07 | 12/27/07 |
| 2001 | BERNE, CITY OF | PL-01-070-2 | \$ 19,200 | 23230 | 2/8/08 | 2/12/08 | 2/20/08 |
| 2001 | BERNE, CITY OF | PL-01-070-2 | \$ 800 | 23231 | 2/8/08 | 2/12/08 | 2/20/08 |
| 2001 | SCOTT COUNTY | PL-01-071 | \$ 11,960 | 21814 | 7/30/07 | 7/31/07 | 7/31/07 |
| 2001 | CANNELTON, CITY OF | PL-01-072 | \$ 9,342 | 22345 | 10/12/07 | 10/15/07 | 10/16/07 |
| 2001 | CANNELTON, CITY OF | PL-01-072 | \$ 8,700 | 22345 | 2/18/08 | 2/19/08 | 2/28/08 |
| 2001 | TOWN OF BAINBRIDGE | PL-01-073 | \$ 11,880 | 23207 | 12/12/07 | 12/13/07 | 12/20/07 |
| 2001 | TOWN OF BAINBRIDGE | PL-01-073 | \$ 7,920 | 23207 | 6/13/08 | 6/16/08 | 6/23/08 |
| 2002 | CAMBRIDGE CITY | PL-02-044 | \$ 11,362 | 21601 | 8/1/07 | 8/2/07 | 8/2/07 |
| 2002 | FORT BRANCH | PL-02-047 | \$ 20,000 | 22282 | 12/20/07 | 12/21/07 | 12/27/07 |
| 2002 | TOWN OF CARLISLE | PL-02-049 | \$ 12,000 | 23567 | 5/2/08 | 5/5/08 | 5/12/08 |
| 2003 | CLARKS HILL - CREDIT | CF-03-232 | \$ (3,063) | 17382 | 5/7/08 | 5/9/08 | 5/12/08 |
| 2003 | CITY OF HUNTINGBURG | PL-03-015 | \$ 28,620 | 22518 | 8/9/07 | 8/10/07 | 8/10/07 |
| 2003 | CITY OF HUNTINGBURG | PL-03-015-2 | \$ 19,080 | 22518 | 2/8/08 | 2/12/08 | 2/20/08 |
| 2003 | MARTIN COUNTY | PL-03-017 | \$ 10,800 | 23051 | 11/9/07 | 11/13/07 | 11/13/07 |
| 2003 | MARTIN COUNTY | PL-03-017 | \$ 7,200 | 23051 | 1/25/08 | 2/6/08 | 2/20/08 |
| 2003 | KEMPTON, TOWN OF | PL-03-018 | \$ 25,500 | 23202 | 12/12/07 | 12/13/07 | 12/20/07 |
| 2003 | KEMPTON, TOWN OF | PL-03-018 | \$ 14,000 | 23202 | 6/13/08 | 6/16/08 | 6/23/08 |
| 2003 | KEMPTON, TOWN OF | PL-03-018 | \$ 1,799 | 23203 | 6/13/08 | 6/16/08 | 6/23/08 |
| 2004 | CITY OF GREENSBURG | CF-04-053 | \$ 26,937 | 23596 | 5/7/08 | 5/9/08 | 5/12/08 |
| 2004 | CITY OF GREENSBURG | CF-04-053 | \$ 3,063 | 23596 | 5/7/08 | 5/9/08 | 5/12/08 |
| 2004 | CITY OF ANGOLA | CF-04-055 | \$ 30,000 | 23462 | 3/31/08 | 4/1/08 | 4/8/08 |
| 2004 | HOLLAND, TOWN OF | CF-04-127 | \$ 125,379 | 22300 | 7/13/07 | 7/16/07 | 7/16/07 |
| 2004 | HOLLAND, TOWN OF | CF-04-127 | \$ 118,872 | 22300 | 7/30/07 | 7/31/07 | 7/31/07 |
| 2004 | HOLLAND, TOWN OF | CF-04-127 | \$ 48,675 | 22300 | 8/24/07 | 8/24/07 | 8/27/07 |
| 2004 | HOLLAND, TOWN OF | CF-04-127 | \$ 53,022 | 22300 | 10/29/07 | 10/30/07 | 10/30/07 |
| 2004 | HOLLAND, TOWN OF | CF-04-127 | \$ 39,224 | 22300 | 12/12/07 | 12/13/07 | 12/20/07 |
| 2004 | HOLLAND, TOWN OF | CF-04-127 | \$ 1,986 | 22300 | 2/25/08 | 2/26/08 | 3/3/08 |
| 2004 | GOODLAND, TOWN OF | CF-04-128 | \$ 46,920 | 22157 | 7/13/07 | 7/16/07 | 7/31/07 |
| 2004 | GOODLAND, TOWN OF | CF-04-128 | \$ 13,469 | 22157 | 7/30/07 | 7/31/07 | 7/31/07 |
| 2004 | GOODLAND, TOWN OF | CF-04-128 | \$ 31,667 | 22157 | 7/30/07 | 7/31/07 | 7/31/07 |
| 2004 | GOODLAND, TOWN OF | CF-04-128 | \$ 26,484 | 22157 | 8/24/07 | 8/24/07 | 8/27/07 |
| 2004 | GOODLAND, TOWN OF | CF-04-128 | \$ 35,480 | 22157 | 10/19/07 | 10/22/07 | 10/22/07 |
| 2004 | GOODLAND, TOWN OF | CF-04-128 | \$ 23,747 | 22157 | 11/27/07 | 11/28/07 | 11/29/07 |
| 2004 | GOODLAND, TOWN OF | CF-04-128 | \$ 33,770 | 22157 | 12/20/07 | 12/21/07 | 12/27/07 |
| 2004 | GOODLAND, TOWN OF | CF-04-128 | \$ 4,967 | 22157 | 2/28/08 | 2/29/08 | 3/3/08 |
| 2004 | GOODLAND, TOWN OF | CF-04-128 | \$ 17,054 | 22157 | 5/7/08 | 5/9/08 | 5/12/08 |
| 2004 | GOODLAND, TOWN OF | CF-04-128 | \$ 3,432 | 22157 | 5/19/08 | 5/20/08 | 5/28/08 |
| 2004 | CORYDON, TOWN OF | CF-04-129 | \$ 133,462 | 21791 | 7/13/07 | 7/16/07 | 7/16/07 |
| 2004 | CORYDON, TOWN OF | CF-04-129 | \$ 5,535 | 21791 | 8/9/07 | 8/10/07 | 8/10/07 |
| 2004 | CORYDON, TOWN OF | CF-04-129 | \$ 75,876 | 21791 | 9/18/07 | 9/20/07 | 9/20/07 |
| 2004 | CORYDON, TOWN OF | CF-04-129 | \$ 6,276 | 21791 | 12/3/07 | 12/4/07 | 12/5/07 |
| 2004 | CORYDON, TOWN OF | CF-04-129 | \$ 21,717 | 21792 | 12/3/07 | 12/4/07 | 12/5/07 |
| 2004 | WEST LEBANON, TOWN OF REF | CF-04-214 | \$ (13,469) | 19794 | 7/24/07 | NA | 7/31/07 |
| 2004 | LINTON, CITY OF | CF-04-236 | \$ 30,477 | 20907 | 9/7/07 | 9/10/07 | 9/10/07 |
| 2004 | RENSSELAER, CITY OF | PL-04-045 | \$ 20,000 | 22155 | 9/18/07 | 9/20/07 | 9/20/07 |
| 2004 | FARMLAND, TOWN OF | PL-04-046 | \$ 18,288 | 22268 | 10/29/07 | 10/30/07 | 10/30/07 |
| 2004 | MORGANTOWN, TOWN OF | PL-04-047 | \$ 24,000 | 22690 | 8/31/07 | 9/4/07 | 9/4/07 |
| 2004 | MORGANTOWN, TOWN OF | PL-04-047 | \$ 13,500 | 22690 | 1/17/08 | 1/17/08 | 1/30/08 |
| 2004 | CONVERSE, TOWN OF | PL-04-048 | \$ 11,952 | 22298 | 8/24/07 | 8/24/07 | 8/27/07 |
| 2004 | LACROSSE, TOWN OF | PL-04-049 | \$ 10,400 | 22344 | 8/15/07 | 8/16/07 | 8/17/07 |
| 2004 | TOWN OF OWENSVILLE | PL-04-050 | \$ 29,160 | 23636 | 6/6/08 | 6/9/08 | 6/18/08 |
| 2004 | SPURGEON, TOWN OF | PL-04-051 | \$ 24,000 | 22935 | 10/12/07 | 10/15/07 | 10/16/07 |
| 2004 | SPURGEON, TOWN OF | PL-04-051 | \$ 16,000 | 22935 | 4/21/08 | 4/22/08 | 4/25/08 |
| 2004 | CITY OF ANGOLA | PL-04-055 | \$ 20,000 | 23462 | 6/6/08 | 6/9/08 | 6/18/08 |
| 2004 | TOWN OF CLAYTON | PL-04-056 | \$ 18,000 | 23425 | 3/18/08 | 3/19/08 | 3/20/08 |
| 2004 | GAS CITY, CITY OF | PL-04-057 | \$ 24,000 | 23188 | 12/12/07 | 12/13/07 | 12/20/07 |
| 2004 | GAS CITY, CITY OF | PL-04-057 | \$ 16,000 | 23188 | 6/13/08 | 6/16/08 | 6/23/08 |
| 2004 | CITY OF MONTICELLO | PL-04-061 | \$ 12,000 | 23521 | 4/21/08 | 4/22/08 | 4/25/08 |
| 2005 | CDBG ADMINISTRATION | AD-05-001 | \$ 65,000 | 23029 | 11/9/07 | 11/13/07 | 11/13/07 |
| 2005 | SCOTTSBURG, CITY OF | BR-05-001 | \$ 11,209 | 21834 | 7/30/07 | 7/31/07 | 7/31/07 |
| 2005 | SCOTTSBURG, CITY OF | BR-05-001 | \$ 37,258 | 21834 | 8/9/07 | 8/10/07 | 8/10/07 |
| 2005 | SCOTTSBURG, CITY OF | BR-05-001 | \$ 48,589 | 21834 | 12/3/07 | 12/4/07 | 12/5/07 |
| 2005 | SCOTTSBURG, CITY OF | BR-05-001-6 | \$ 36,432 | 21834 | 1/14/08 | 1/14/08 | 1/30/08 |
| 2005 | SCOTTSBURG, CITY OF | BR-05-001-7 | \$ 23,518 | 21834 | 1/14/08 | 1/14/08 | 1/30/08 |

OCRA (CDBG) FUNDS EXPENDED

| GRANT YEAR | GRANTEE | GRANT NUMBER | DRAW AMT | DRAWDOWN NUMBER | ISSUE DATE | MAIL DATE | DRAW DATE |
|------------|--|--------------|-------------|-----------------|------------|-----------|-----------|
| 2005 | TOWN OF GENEVA | CF-05-033 | \$ 25,110 | 23473 | 4/21/08 | 4/22/08 | 4/25/08 |
| 2005 | CULVER, TOWN OF | CF-05-105 | \$ 50,228 | 20341 | 7/20/07 | 7/23/07 | 7/23/07 |
| 2005 | SULLIVAN, CITY OF | CF-05-125 | \$ 52,000 | 21279 | 7/16/07 | 7/17/07 | 7/17/07 |
| 2005 | HARTSVILLE, TOWN OF | CF-05-129 | \$ 100,361 | 22104 | 7/16/07 | 7/17/07 | 7/17/07 |
| 2005 | HARTSVILLE, TOWN OF | CF-05-129 | \$ 96,020 | 22104 | 8/1/07 | 8/2/07 | 8/2/07 |
| 2005 | HARTSVILLE, TOWN OF | CF-05-129 | \$ 70,030 | 22104 | 8/15/07 | 8/16/07 | 8/17/07 |
| 2005 | HARTSVILLE, TOWN OF | CF-05-129 | \$ 136,993 | 22104 | 9/18/07 | 9/20/07 | 9/20/07 |
| 2005 | HARTSVILLE, TOWN OF | CF-05-129 | \$ 55,591 | 22104-06 | 12/3/07 | 12/4/07 | 12/5/07 |
| 2005 | SANDBORN, TOWN OF | CF-05-130 | \$ 178,652 | 22125 | 7/20/07 | 7/23/07 | 7/23/07 |
| 2005 | SANDBORN, TOWN OF | CF-05-130 | \$ 5,000 | 22127 | 7/20/07 | 7/23/07 | 7/23/07 |
| 2005 | SANBORN, TOWN OF | CF-05-130 | \$ 2,000 | 22125 | 9/21/07 | 9/24/07 | 9/24/07 |
| 2005 | SANBORN, TOWN OF | CF-05-130 | \$ 3,000 | 22127 | 9/21/07 | 9/24/07 | 9/24/07 |
| 2005 | SANBORN, TOWN OF | CF-05-130 | \$ 120,811 | 22125 | 9/28/07 | 10/1/07 | 10/1/07 |
| 2005 | SANBORN, TOWN OF | CF-05-130 | \$ 77,428 | 22125 | 10/19/07 | 10/22/07 | 10/22/07 |
| 2005 | ELKHART COUNTY | CF-05-131 | \$ 52,100 | 21637 | 7/16/07 | 7/17/07 | 7/17/07 |
| 2005 | ELKHART COUNTY | CF-05-131 | \$ 6,000 | 21638 | 8/1/07 | 8/2/07 | 8/2/07 |
| 2005 | ELKHART COUNTY | CF-05-131 | \$ 44,215 | 21637 | 8/15/07 | 8/16/07 | 8/17/07 |
| 2005 | ELKHART COUNTY | CF-05-131 | \$ 38,064 | 21637 | 10/12/07 | 10/15/07 | 10/16/07 |
| 2005 | ELKHART COUNTY | CF-05-131 | \$ 28,180 | 21637 | 11/2/07 | 11/7/07 | 11/7/07 |
| 2005 | ELKHART COUNTY | CF-05-131 | \$ 64,140 | 21637 | 11/2/07 | 11/7/07 | 11/7/07 |
| 2005 | ELKHART COUNTY | CF-05-131 | \$ 46,073 | 21637 | 12/20/07 | 12/21/07 | 12/27/07 |
| 2005 | ELKHART COUNTY | CF-05-131 | \$ 6,500 | 21638 | 12/20/07 | 12/21/07 | 12/27/07 |
| 2005 | ELKHART COUNTY | CF-05-131 | \$ 154,329 | 21637 | 1/14/08 | 1/14/08 | 1/30/08 |
| 2005 | SULLIVAN COUNTY | CF-05-132 | \$ 117,533 | 21815 | 7/16/07 | 7/17/07 | 7/17/07 |
| 2005 | SULLIVAN COUNTY | CF-05-132 | \$ 10,000 | 21816 | 7/16/07 | 7/17/07 | 7/17/07 |
| 2005 | SULLIVAN COUNTY | CF-05-132 | \$ 83,772 | 21815 | 8/15/07 | 8/16/07 | 8/17/07 |
| 2005 | SULLIVAN COUNTY | CF-05-132 | \$ 82,748 | 21815 | 9/18/07 | 9/20/07 | 9/20/07 |
| 2005 | SULLIVAN COUNTY | CF-05-132 | \$ 25,000 | 21815 | 1/4/08 | 1/7/08 | 1/9/08 |
| 2005 | GARRETT, CITY OF | CF-05-133 | \$ 159,084 | 22102 | 7/16/07 | 7/17/07 | 7/17/07 |
| 2005 | GARRETT, CITY OF | CF-05-133 | \$ 43,048 | 22102 | 10/4/07 | 10/5/07 | 10/5/07 |
| 2005 | PARKER CITY, TOWN OF | CF-05-135 | \$ 67,381 | 22073 | 8/1/07 | 8/2/07 | 8/2/07 |
| 2005 | PARKER CITY, TOWN OF | CF-05-135 | \$ 24,616 | 22073 | 1/7/08 | 1/9/08 | 1/22/08 |
| 2005 | CARROLL COUNTY | CF-05-136 | \$ 49,455 | 22081 | 7/13/07 | 7/16/07 | 7/16/07 |
| 2005 | CARROLL COUNTY | CF-05-136 | \$ 51,910 | 22081 | 7/20/07 | 7/23/07 | 7/23/07 |
| 2005 | CARROLL COUNTY | CF-05-136 | \$ 76,665 | 22081 | 8/24/07 | 8/24/07 | 8/27/07 |
| 2005 | CARROLL COUNTY | CF-05-136 | \$ 60,028 | 22081 | 10/29/07 | 10/30/07 | 10/30/07 |
| 2005 | CARROLL COUNTY | CF-05-136 | \$ 75,673 | 22081 | 10/29/07 | 10/30/07 | 10/30/07 |
| 2005 | CARROLL COUNTY | CF-05-136 | \$ 28,750 | 22081 | 12/3/07 | 12/4/07 | 12/5/07 |
| 2005 | CARROLL COUNTY | CF-05-136 | \$ 85,657 | 22081 | 1/7/08 | 1/9/08 | 1/22/08 |
| 2005 | CARROLL COUNTY | CF-05-136 | \$ 6,002 | 22081 | 2/25/08 | 2/26/08 | 3/3/08 |
| 2005 | WASHINGTON, CITY OF | CF-05-137 | \$ 217,600 | 22662 | 8/24/07 | 8/24/07 | 8/27/07 |
| 2005 | WASHINGTON, CITY OF | CF-05-137 | \$ 168,179 | 22662 | 12/12/07 | 12/13/07 | 12/20/07 |
| 2005 | WASHINGTON, CITY OF | CF-05-137 | \$ 31,821 | 22662 | 12/12/07 | 12/13/07 | 12/20/07 |
| 2005 | WASHINGTON, CITY OF | CF-05-137 | \$ 82,400 | 22662 | 2/18/08 | 2/19/08 | 2/28/08 |
| 2005 | PIKE COUNTY | CF-05-138 | \$ 150,000 | 23008 | 11/2/07 | 11/7/07 | 11/7/07 |
| 2005 | HAMLET, TOWN OF | CF-05-209 | \$ 4,775 | 21832 | 7/16/07 | 7/17/07 | 7/17/07 |
| 2005 | UPLAND, TOWN OF | CF-05-210 | \$ 950 | 20847 | 7/20/07 | 7/23/07 | 7/23/07 |
| 2005 | UPLAND, TOWN OF | CF-05-210 | \$ 6,659 | 20847 | 8/24/07 | 8/24/07 | 8/27/07 |
| 2005 | UPLAND, TOWN OF | CF-05-210 | \$ 1,100 | 20848 | 8/24/07 | 8/24/07 | 8/27/07 |
| 2005 | CONNERSVILLE, CITY OF REFUND rev dr 133699 | CF-05-215 | \$ (31,821) | 21326 | 12/13/07 | NA | 12/20/07 |
| 2005 | CLINTON, CITY OF | CF-05-217 | \$ 2,848 | 21422 | 10/4/07 | 10/5/07 | 10/5/07 |
| 2005 | CLINTON, CITY OF | CF-05-217 | \$ 419 | 21423 | 10/4/07 | 10/5/07 | 10/5/07 |
| 2005 | SPENCER COUNTY | CF-05-220 | \$ 40,000 | 21505 | 7/13/07 | 7/16/07 | 7/16/07 |
| 2005 | SPENCER COUNTY | CF-05-220 | \$ 4,253 | 21505 | 8/16/07 | 8/17/07 | 8/17/07 |
| 2005 | HARMONY, TOWN OF | CF-05-221 | \$ 7,500 | 20587 | 7/16/07 | 7/17/07 | 7/17/07 |
| 2005 | WABASH, CITY OF | CF-05-224 | \$ 119,902 | 21276 | 7/13/07 | 7/16/07 | 7/16/07 |
| 2005 | JEFFERSONVILLE, CITY OF | CF-05-226 | \$ 79,548 | 21356 | 7/16/07 | 7/17/07 | 7/17/07 |
| 2005 | CITY OF KNOX | CF-05-231 | \$ 44,635 | 20924 | 7/30/07 | 7/31/07 | 7/31/07 |
| 2005 | SOMERVILLE, TOWN OF | CF-05-232 | \$ 4,131 | 21114 | 7/16/07 | 7/17/07 | 7/17/07 |
| 2005 | IHFA | HFA-05-001 | \$ 40,192 | 1426133 | 7/13/07 | 7/16/07 | 7/3/07 |
| 2005 | LINDEN, TOWN OF | PL-05-020 | \$ 12,000 | 20882 | 8/16/07 | 8/17/07 | 8/17/07 |
| 2005 | SULPHUR SPRINGS, TOWN OF | PL-05-022 | \$ 12,000 | 22074 | 7/30/07 | 7/31/07 | 7/31/07 |
| 2005 | BLOOMFIELD, TOWN OF | PL-05-027 | \$ 16,000 | 22266 | 9/7/07 | 9/10/07 | 9/10/07 |
| 2005 | CHRISNEY, TOWN OF | PL-05-029 | \$ 8,000 | 22301 | 9/28/07 | 10/1/07 | 10/1/07 |
| 2005 | TOWN OF FREMONT | PL-05-031 | \$ 23,730 | 23402 | 3/3/08 | 3/5/08 | 3/11/08 |
| 2005 | TOWN OF SOUTH WHITLEY | PL-05-032 | \$ 29,700 | 23705 | 6/6/08 | 6/9/08 | 6/18/08 |
| 2005 | TOWN OF GENEVA | PL-05-033 | \$ 16,740 | 23473 | 6/23/08 | 6/24/08 | 6/27/08 |
| 2006 | CDBG ADMINISTRATION | AD-06-001 | \$ 639,858 | 22361 | VARIOUS | | |
| 2006 | CORYDON, TOWN OF | BR-06-001 | \$ 118,231 | 22519 | 8/9/07 | 8/10/07 | 8/10/07 |
| 2006 | CORYDON, TOWN OF | BR-06-001 | \$ 119,626 | 22519 | 8/24/07 | 8/24/07 | 8/27/07 |

OCRA (CDBG) FUNDS EXPENDED

| GRANT YEAR | GRANTEE | GRANT NUMBER | DRAW AMT | DRAWDOWN NUMBER | ISSUE DATE | MAIL DATE | DRAW DATE |
|------------|---------------------|--------------|------------|-----------------|------------|-----------|-----------|
| 2006 | CORYDON, TOWN OF | BR-06-001 | \$ 90,544 | 22519 | 9/28/07 | 10/1/07 | 10/1/07 |
| 2006 | CORYDON, TOWN OF | BR-06-001 | \$ 156,434 | 22519 | 1/4/08 | 1/7/08 | 1/9/08 |
| 2006 | CORYDON, TOWN OF | BR-06-001 | \$ 764 | 22519 | 4/29/08 | 4/30/08 | 5/1/08 |
| 2006 | TOWN OF REYNOLDS | CF-06-006 | \$ 23,613 | 23006 | 4/28/08 | 4/29/08 | 5/1/08 |
| 2006 | TOWN OF NEW HARMONY | CF-06-018 | \$ 20,000 | 22883 | 5/19/08 | 5/20/08 | 5/28/08 |
| 2006 | TOWN OF BIRDSEYE | CF-06-022 | \$ 23,850 | 23001 | 2/4/08 | 2/6/08 | 2/25/08 |
| 2006 | MILLTOWN, TOWN OF | CF-06-101 | \$ 164,832 | 22457 | 7/20/07 | 7/23/07 | 7/23/07 |
| 2006 | MILLTOWN, TOWN OF | CF-06-101 | \$ 130,923 | 22457 | 8/16/07 | 8/17/07 | 8/17/07 |
| 2006 | MILLTOWN, TOWN OF | CF-06-101 | \$ 169,838 | 22457 | 9/28/07 | 10/1/07 | 10/1/07 |
| 2006 | MILLTOWN, TOWN OF | CF-06-101 | \$ 34,407 | 22457 | 11/9/07 | 11/13/07 | 11/13/07 |
| 2006 | SHELburn, TOWN OF | CF-06-102 | \$ 71,696 | 22083 | 7/16/07 | 7/17/07 | 7/17/07 |
| 2006 | SHELburn, TOWN OF | CF-06-102 | \$ 86,328 | 22083 | 7/30/07 | 7/31/07 | 7/31/07 |
| 2006 | SHELburn, TOWN OF | CF-06-102 | \$ 31,454 | 22083 | 8/31/07 | 9/4/07 | 9/4/07 |
| 2006 | SHELburn, TOWN OF | CF-06-102 | \$ 130,994 | 22083 | 9/21/07 | 9/24/07 | 9/24/07 |
| 2006 | SHELburn, TOWN OF | CF-06-102 | \$ 52,371 | 22083 | 10/29/07 | 10/30/07 | 10/30/07 |
| 2006 | SHELburn, TOWN OF | CF-06-102 | \$ 78,409 | 22083/22084 | 12/12/07 | 12/13/07 | 12/20/07 |
| 2006 | SHELburn, TOWN OF | CF-06-102 | \$ 28,748 | 22083 | 2/4/08 | 2/6/08 | 2/25/08 |
| 2006 | SHELburn, TOWN OF | CF-06-102 | \$ 7,500 | 22084 | 2/4/08 | 2/6/08 | 2/25/08 |
| 2006 | CLAY CITY, TOWN OF | CF-06-103 | \$ 74,679 | 21994 | 8/1/07 | 8/2/07 | 8/2/07 |
| 2006 | CLAY CITY, TOWN OF | CF-06-103 | \$ 28,816 | 21994 | 8/16/07 | 8/17/07 | 8/17/07 |
| 2006 | CLAY CITY, TOWN OF | CF-06-103 | \$ 32,518 | 21994 | 9/28/07 | 10/1/07 | 10/1/07 |
| 2006 | CLAY CITY, TOWN OF | CF-06-103 | \$ 30,889 | 21994 | 10/29/07 | 10/30/07 | 10/30/07 |
| 2006 | CLAY CITY, TOWN OF | CF-06-103 | \$ 19,895 | 21994 | 11/19/07 | 11/21/07 | 11/21/07 |
| 2006 | CLAY CITY, TOWN OF | CF-06-103 | \$ 21,826 | 21994 | 12/20/07 | 12/21/07 | 12/27/07 |
| 2006 | CLAY CITY, TOWN OF | CF-06-103 | \$ 8,980 | 21994 | 2/4/08 | 2/6/08 | 2/25/08 |
| 2006 | CLAY CITY, TOWN OF | CF-06-103 | \$ 19,044 | 21994 | 3/17/08 | 3/18/08 | 3/20/08 |
| 2006 | CLAY CITY, TOWN OF | CF-06-103 | \$ 522 | 21994 | 4/28/08 | 4/29/08 | 5/1/08 |
| 2006 | MONTPELIER, CITY OF | CF-06-104 | \$ 130,000 | 22888 | 10/4/07 | 10/5/07 | 10/5/07 |
| 2006 | WINAMAC, TOWN OF | CF-06-105 | \$ 101,650 | 22458 | 7/20/07 | 7/23/07 | 7/23/07 |
| 2006 | WINAMAC, TOWN OF | CF-06-105 | \$ 113,510 | 22458 | 8/9/07 | 8/10/07 | 8/10/07 |
| 2006 | WINAMAC, TOWN OF | CF-06-105 | \$ 9,500 | 22459 | 9/28/07 | 10/1/07 | 10/1/07 |
| 2006 | WINAMAC, TOWN OF | CF-06-105 | \$ 163,495 | 22458 | 10/12/07 | 10/15/07 | 10/16/07 |
| 2006 | WINAMAC, TOWN OF | CF-06-105 | \$ 49,512 | 22458 | 12/3/07 | 12/4/07 | 12/5/07 |
| 2006 | WINAMAC, TOWN OF | CF-06-105 | \$ 190 | 22459 | 12/3/07 | 12/4/07 | 12/5/07 |
| 2006 | MODOC, TOWN OF | CF-06-106 | \$ 25,000 | 22543 | 8/9/07 | 8/10/07 | 8/10/07 |
| 2006 | MODOC, TOWN OF | CF-06-106 | \$ 70,000 | 22543 | 9/21/07 | 9/24/07 | 9/24/07 |
| 2006 | MODOC, TOWN OF | CF-06-106 | \$ 100,000 | 22543 | 10/19/07 | 10/22/07 | 10/22/07 |
| 2006 | MODOC, TOWN OF | CF-06-106 | \$ 30,000 | 22543 | 11/2/07 | 11/7/07 | 11/7/07 |
| 2006 | MODOC, TOWN OF | CF-06-106 | \$ 49,000 | 22543 | 11/27/07 | 11/28/07 | 11/29/07 |
| 2006 | MODOC, TOWN OF | CF-06-106 | \$ 83,000 | 22543 | 1/7/08 | 1/9/08 | 1/22/08 |
| 2006 | MODOC, TOWN OF | CF-06-106 | \$ 33,000 | 22543 | 2/25/08 | 2/26/08 | 3/3/08 |
| 2006 | MODOC, TOWN OF | CF-06-106 | \$ 34,000 | 22543 | 3/17/08 | 3/18/08 | 3/20/08 |
| 2006 | MODOC, TOWN OF | CF-06-106 | \$ 30,000 | 22543 | 4/21/08 | 4/22/08 | 4/25/08 |
| 2006 | GRANDVIEW, TOWN OF | CF-06-107 | \$ 85,804 | 22283 | 7/16/07 | 7/17/07 | 7/17/07 |
| 2006 | GRANDVIEW, TOWN OF | CF-06-107 | \$ 144,419 | 22283 | 7/30/07 | 7/31/07 | 7/31/07 |
| 2006 | GRANDVIEW, TOWN OF | CF-06-107 | \$ 34,461 | 22283 | 8/16/07 | 8/17/07 | 8/17/07 |
| 2006 | DENVER, TOWN OF | CF-06-108 | \$ 28,000 | 22022 | 7/16/07 | 7/17/07 | 7/17/07 |
| 2006 | DENVER, TOWN OF | CF-06-108 | \$ 70,000 | 22022 | 10/12/07 | 10/15/07 | 10/16/07 |
| 2006 | DENVER, TOWN OF | CF-06-108 | \$ 116,522 | 22022 | 11/9/07 | 11/13/07 | 11/13/07 |
| 2006 | DENVER, TOWN OF | CF-06-108 | \$ 1,600 | 22022 | 11/9/07 | 11/13/07 | 11/13/07 |
| 2006 | DENVER, TOWN OF | CF-06-108 | \$ 113,000 | 22022 | 12/12/07 | 12/13/07 | 12/20/07 |
| 2006 | DENVER, TOWN OF | CF-06-108 | \$ 70,000 | 22022 | 2/4/08 | 2/6/08 | 2/25/08 |
| 2006 | MONTEZUMA, TOWN OF | CF-06-109 | \$ 64,282 | 22380 | 7/30/07 | 7/31/07 | 7/31/07 |
| 2006 | MONTEZUMA, TOWN OF | CF-06-109 | \$ 98,402 | 22380 | 9/5/07 | 9/7/07 | 9/6/07 |
| 2006 | MONTEZUMA, TOWN OF | CF-06-109 | \$ 20,854 | 22380 | 9/21/07 | 9/24/07 | 9/24/07 |
| 2006 | MONTEZUMA, TOWN OF | CF-06-109 | \$ 87,160 | 22380 | 10/4/07 | 10/5/07 | 10/5/07 |
| 2006 | MONTEZUMA, TOWN OF | CF-06-109 | \$ 21,115 | 22380 | 10/19/07 | 10/22/07 | 10/22/07 |
| 2006 | MONTEZUMA, TOWN OF | CF-06-109 | \$ 95,264 | 22380 | 11/7/07 | 11/8/07 | 11/8/07 |
| 2006 | MONTEZUMA, TOWN OF | CF-06-109 | \$ 31,738 | 22380 | 1/31/08 | 2/4/08 | 3/20/08 |
| 2006 | MARSHALL, TOWN OF | CF-06-111 | \$ 1,700 | 21829 | 7/30/07 | 7/31/07 | 7/31/07 |
| 2006 | MARSHALL, TOWN OF | CF-06-111 | \$ 32,008 | 21828 | 8/24/07 | 8/24/07 | 8/27/07 |
| 2006 | MARSHALL, TOWN OF | CF-06-111 | \$ 1,600 | 21829 | 8/24/07 | 8/24/07 | 8/27/07 |
| 2006 | MARSHALL, TOWN OF | CF-06-111 | \$ 103,420 | 21828 | 9/28/07 | 10/1/07 | 10/1/07 |
| 2006 | MARSHALL, TOWN OF | CF-06-111 | \$ 1,680 | 21829 | 9/28/07 | 10/1/07 | 10/1/07 |
| 2006 | MARSHALL, TOWN OF | CF-06-111 | \$ 1,020 | 21829 | 10/19/07 | 10/22/07 | 10/22/07 |
| 2006 | MARSHALL, TOWN OF | CF-06-111 | \$ 9,456 | 21828 | 11/7/07 | 11/8/07 | 11/8/07 |
| 2006 | MARSHALL, TOWN OF | CF-06-111 | \$ 1,060 | 21828 | 11/27/07 | 11/28/07 | 11/29/07 |
| 2006 | MARSHALL, TOWN OF | CF-06-111 | \$ 34,237 | 21828 | 12/3/07 | 12/4/07 | 12/5/07 |
| 2006 | MARSHALL, TOWN OF | CF-06-111 | \$ 25,181 | 21828 | 1/4/08 | 1/7/08 | 1/9/08 |
| 2006 | MARSHALL, TOWN OF | CF-06-111 | \$ 100 | 21829 | 1/4/08 | 1/7/08 | 1/9/08 |

OCRA (CDBG) FUNDS EXPENDED

| GRANT YEAR | GRANTEE | GRANT NUMBER | DRAW AMT | DRAWDOWN NUMBER | ISSUE DATE | MAIL DATE | DRAW DATE |
|------------|----------------------|--------------|------------|-----------------|------------|-----------|-----------|
| 2006 | MARSHALL, TOWN OF | CF-06-111 | \$ 51,125 | 21828 | 2/28/08 | 2/29/08 | 3/3/08 |
| 2006 | MARSHALL, TOWN OF | CF-06-111 | \$ 2,000 | 21830 | 2/28/08 | 2/29/08 | 3/3/08 |
| 2006 | JACKSON COUNTY | CF-06-112 | \$ 10,058 | 21578 | 7/16/07 | 7/17/07 | 7/17/07 |
| 2006 | LINDEN, TOWN OF | CF-06-114 | \$ 81,525 | 21880 | 8/1/07 | 8/2/07 | 8/2/07 |
| 2006 | LINDEN, TOWN OF | CF-06-114 | \$ 32,468 | 21880 | 8/16/07 | 8/17/07 | 8/17/07 |
| 2006 | LINDEN, TOWN OF | CF-06-114 | \$ 9,000 | 21880 | 8/16/07 | 8/17/07 | 8/17/07 |
| 2006 | LINDEN, TOWN OF | CF-06-114 | \$ 107,416 | 21880 | 10/4/07 | 10/5/07 | 10/5/07 |
| 2006 | LINDEN, TOWN OF | CF-06-114 | \$ 119,906 | 21880 | 10/19/07 | 10/22/07 | 10/22/07 |
| 2006 | LINDEN, TOWN OF | CF-06-114 | \$ 67,824 | 21880 | 11/27/07 | 11/28/07 | 11/29/07 |
| 2006 | ANGOLA, CITY OF | CF-06-115 | \$ 79,086 | 22515 | 7/30/07 | 7/31/07 | 7/31/07 |
| 2006 | ANGOLA, CITY OF | CF-06-115 | \$ 49,266 | 22515 | 9/18/07 | 9/20/07 | 9/20/07 |
| 2006 | ANGOLA, CITY OF | CF-06-115 | \$ 36,097 | 22515 | 10/24/07 | 10/25/07 | 10/25/07 |
| 2006 | ANGOLA, CITY OF | CF-06-115 | \$ 33,816 | 22515 | 11/2/07 | 11/7/07 | 11/7/07 |
| 2006 | ANGOLA, CITY OF | CF-06-115 | \$ 58,367 | 22515 | 12/12/07 | 12/13/07 | 12/20/07 |
| 2006 | ANGOLA, CITY OF | CF-06-115 | \$ 184,904 | 22515 | 1/7/08 | 1/9/08 | 1/22/08 |
| 2006 | ANGOLA, CITY OF | CF-06-115 | \$ 58,465 | 22515 | 2/18/08 | 2/19/08 | 2/28/08 |
| 2006 | ANGOLA, CITY OF | CF-06-115 | \$ 25,000 | 22515 | 5/7/08 | 5/9/08 | 5/12/08 |
| 2006 | WHITLEY COUNTY | CF-06-116 | \$ 19,490 | 23257 | 3/3/08 | 3/5/08 | 3/11/08 |
| 2006 | WHITLEY COUNTY | CF-06-116 | \$ 44,484 | 23257 | 4/1/08 | 4/1/08 | 4/8/08 |
| 2006 | WHITLEY COUNTY | CF-06-116 | \$ 76,632 | 23257 | 4/28/08 | 4/29/08 | 5/1/08 |
| 2006 | WHITLEY COUNTY | CF-06-116 | \$ 104,087 | 23257 | 5/23/08 | 5/28/08 | 6/2/08 |
| 2006 | WHITLEY COUNTY | CF-06-116-1 | \$ 6,969 | 23257 | 1/14/08 | 1/14/08 | 1/30/08 |
| 2006 | WAYNE COUNTY | CF-06-117 | \$ 51,788 | 23570 | 5/7/08 | 5/5/08 | 5/12/08 |
| 2006 | WAYNE COUNTY | CF-06-117 | \$ 34,966 | 23570 | 6/3/08 | 6/5/08 | 6/18/08 |
| 2006 | WAYNE COUNTY | CF-06-117 | \$ 38,719 | 23570 | 6/23/08 | 6/24/08 | 6/27/08 |
| 2006 | DAVISS COUNTY | CF-06-118 | \$ 15,592 | 23330 | 2/8/08 | 2/12/08 | 2/20/08 |
| 2006 | DAVISS COUNTY | CF-06-118 | \$ 37,800 | 23329 | 3/3/08 | 3/5/08 | 3/11/08 |
| 2006 | DAVISS COUNTY | CF-06-118 | \$ 67,500 | 23329 | 3/27/08 | 3/28/08 | 3/31/08 |
| 2006 | DAVISS COUNTY | CF-06-118 | \$ 4,298 | 23330 | 3/27/08 | 3/28/08 | 3/31/08 |
| 2006 | DAVISS COUNTY | CF-06-118 | \$ 40,680 | 23329 | 4/21/08 | 4/22/08 | 4/25/08 |
| 2006 | DAVISS COUNTY | CF-06-118 | \$ 4,648 | 23330 | 4/21/08 | 4/22/08 | 4/25/08 |
| 2006 | DAVISS COUNTY | CF-06-118 | \$ 100,000 | 23329 | 5/19/08 | 5/28/08 | 6/2/08 |
| 2006 | DAVISS COUNTY | CF-06-118 | \$ 4,648 | 23330 | 5/19/08 | 5/28/08 | 6/2/08 |
| 2006 | DAVISS COUNTY | CF-06-118 | \$ 80,000 | 23329 | 6/13/08 | 6/16/08 | 6/23/08 |
| 2006 | DAVISS COUNTY | CF-06-118 | \$ 4,648 | 23330 | 6/13/08 | 6/16/08 | 6/23/08 |
| 2006 | NEW POINT, TOWN OF | CF-06-119 | \$ 92,420 | 23297 | 1/22/08 | 1/22/08 | 1/31/08 |
| 2006 | NEW POINT, TOWN OF | CF-06-119 | \$ 27,945 | 23297 | 3/3/08 | 3/5/08 | 3/11/08 |
| 2006 | NEW POINT, TOWN OF | CF-06-119 | \$ 27,348 | 23297 | 5/7/08 | 5/9/08 | 5/12/08 |
| 2006 | NEW POINT, TOWN OF | CF-06-119 | \$ 62,884 | 23297 | 5/19/08 | 5/28/08 | 6/2/08 |
| 2006 | NEW POINT, TOWN OF | CF-06-119 | \$ 3,748 | 23297 | 6/6/08 | 6/9/08 | 6/18/08 |
| 2006 | NEW POINT, TOWN OF | CF-06-119 | \$ 74,106 | 23297 | 6/13/08 | 6/16/08 | 6/23/08 |
| 2006 | WINAMAC, TOWN OF | CF-06-133 | \$ 51,523 | 22458 | 9/18/07 | 9/20/07 | 9/20/07 |
| 2006 | HYMERA, TOWN OF | CF-06-217 | \$ 13,891 | 22934 | 12/3/07 | 12/4/07 | 12/5/07 |
| 2006 | HYMERA, TOWN OF | CF-06-217 | \$ 13,309 | 22934 | 12/12/07 | 12/13/07 | 12/20/07 |
| 2006 | HYMERA, TOWN OF | CF-06-217 | \$ 57,122 | 22934 | 12/12/07 | 12/13/07 | 12/20/07 |
| 2006 | HYMERA, TOWN OF | CF-06-217 | \$ 77,777 | 22934 | 2/25/08 | 2/26/08 | 3/3/08 |
| 2006 | HYMERA, TOWN OF | CF-06-217 | \$ 50,274 | 22934 | 3/17/08 | 3/18/08 | 3/20/08 |
| 2006 | HYMERA, TOWN OF | CF-06-217 | \$ 46,507 | 22934 | 3/17/08 | 3/18/08 | 3/20/08 |
| 2006 | HYMERA, TOWN OF | CF-06-217 | \$ 63,365 | 22934 | 4/4/08 | 4/8/08 | 4/8/08 |
| 2006 | HYMERA, TOWN OF | CF-06-217 | \$ 93,800 | 22934 | 5/2/08 | 5/5/08 | 5/12/08 |
| 2006 | PAOLI, TOWN OF | CF-06-218 | \$ 48,198 | 22698 | 9/7/07 | 9/10/07 | 9/10/07 |
| 2006 | PAOLI, TOWN OF | CF-06-218 | \$ 73,764 | 22698 | 9/28/07 | 10/1/07 | 10/1/07 |
| 2006 | PAOLI, TOWN OF | CF-06-218 | \$ 152,188 | 22698 | 11/9/07 | 11/13/07 | 11/13/07 |
| 2006 | PAOLI, TOWN OF | CF-06-218 | \$ 100,495 | 22698 | 12/12/07 | 12/13/07 | 12/20/07 |
| 2006 | PAOLI, TOWN OF | CF-06-218 | \$ 67,049 | 22698 | 1/22/08 | 1/22/08 | 1/31/08 |
| 2006 | PAOLI, TOWN OF | CF-06-218 | \$ 32,545 | 22698 | 2/8/08 | 2/12/08 | 2/20/08 |
| 2006 | PARAGON, TOWN OF | CF-06-219 | \$ 8,560 | 22860 | 9/28/07 | 10/1/07 | 10/1/07 |
| 2006 | PARAGON, TOWN OF | CF-06-219 | \$ 62,877 | 22859 | 10/24/07 | 10/25/07 | 10/25/07 |
| 2006 | PARAGON, TOWN OF | CF-06-219 | \$ 6,080 | 22860 | 10/24/07 | 10/25/07 | 10/25/07 |
| 2006 | PARAGON, TOWN OF | CF-06-219 | \$ 183,739 | 22859 | 12/3/07 | 12/4/07 | 12/5/07 |
| 2006 | PARAGON, TOWN OF | CF-06-219 | \$ 2,304 | 22859 | 2/4/08 | 2/6/08 | 2/25/08 |
| 2006 | PARAGON, TOWN OF | CF-06-219 | \$ 18,240 | 22860 | 2/4/08 | 2/6/08 | 2/25/08 |
| 2006 | PARAGON, TOWN OF | CF-06-219 | \$ 175,516 | 22859 | 2/28/08 | 2/29/08 | 3/3/08 |
| 2006 | PARAGON, TOWN OF | CF-06-219 | \$ 39,304 | 22859 | 4/1/08 | 4/1/08 | 4/8/08 |
| 2006 | PARAGON, TOWN OF | CF-06-219 | \$ 3,370 | 22860 | 4/1/08 | 4/1/08 | 4/8/08 |
| 2006 | CENTERVILLE, TOWN OF | CF-06-220 | \$ 187,613 | 23175 | 12/12/07 | 12/13/07 | 12/20/07 |
| 2006 | CENTERVILLE, TOWN OF | CF-06-220 | \$ 10,000 | 23176 | 12/12/07 | 12/13/07 | 12/20/07 |
| 2006 | CENTERVILLE, TOWN OF | CF-06-220 | \$ 3,000 | 23177 | 12/12/07 | 12/13/07 | 12/20/07 |
| 2006 | CENTERVILLE, TOWN OF | CF-06-220 | \$ 187,333 | 23175 | 1/7/08 | 1/9/08 | 1/22/08 |
| 2006 | CENTERVILLE, TOWN OF | CF-06-220 | \$ 5,000 | 23176 | 1/7/08 | 1/9/08 | 1/22/08 |

OCRA (CDBG) FUNDS EXPENDED

| GRANT YEAR | GRANTEE | GRANT NUMBER | DRAW AMT | DRAWDOWN NUMBER | ISSUE DATE | MAIL DATE | DRAW DATE |
|------------|---------------------------|--------------|------------|-----------------|------------|-----------|-----------|
| 2006 | CENTERVILLE, TOWN OF | CF-06-220 | \$ 55,054 | 23175 | 3/18/08 | 3/19/08 | 3/20/08 |
| 2006 | CENTERVILLE, TOWN OF | CF-06-220 | \$ 20,000 | 23176 | 3/18/08 | 3/19/08 | 3/20/08 |
| 2006 | BUNKER HILL, TOWN OF | CF-06-221 | \$ 2,500 | 22520 | 8/9/07 | 8/10/07 | 8/10/07 |
| 2006 | BUNKER HILL, TOWN OF | CF-06-221 | \$ 5,000 | 22521 | 8/9/07 | 8/10/07 | 8/10/07 |
| 2006 | BUNKER HILL, TOWN OF | CF-06-221 | \$ 10,000 | 22521 | 8/9/07 | 8/10/07 | 8/10/07 |
| 2006 | BUNKER HILL, TOWN OF | CF-06-221 | \$ 3,000 | 22522 | 8/9/07 | 8/10/07 | 8/10/07 |
| 2006 | BUNKER HILL TOWN OF | CF-06-221 | \$ 282,098 | 22520 | 1/17/08 | 1/17/08 | 1/30/08 |
| 2006 | BUNKER HILL TOWN OF | CF-06-221 | \$ 5,500 | 22521 | 4/21/08 | 4/22/08 | 4/25/08 |
| 2006 | BUNKER HILL TOWN OF | CF-06-221 | \$ 53,012 | 22520 | 6/3/08 | 6/5/08 | 6/18/08 |
| 2006 | BUNKER HILL TOWN OF | CF-06-221 | \$ 5,000 | 22521 | 6/3/08 | 6/5/08 | 6/18/08 |
| 2006 | VINCENNES, TOWN OF | CF-06-222 | \$ 26,007 | 23007 | 11/2/07 | 11/7/07 | 11/7/07 |
| 2006 | VINCENNES, CITY OF | CF-06-222 | \$ 79,306 | 23007 | 12/12/07 | 12/13/07 | 12/20/07 |
| 2006 | VINCENNES, CITY OF | CF-06-222 | \$ 94,069 | 23007 | 1/7/08 | 1/9/08 | 1/9/08 |
| 2006 | VINCENNES, CITY OF | CF-06-222 | \$ 40,194 | 23007 | 2/4/08 | 2/6/08 | 2/25/08 |
| 2006 | VINCENNES, CITY OF | CF-06-222 | \$ 73,954 | 23007 | 4/4/08 | 4/8/08 | 4/8/08 |
| 2006 | VINCENNES, CITY OF | CF-06-222 | \$ 65,519 | 23007 | 4/29/08 | 4/30/08 | 5/1/08 |
| 2006 | VINCENNES, CITY OF | CF-06-222 | \$ 63,749 | 23007 | 6/13/08 | 6/16/08 | 6/23/08 |
| 2006 | WOLCOTT, TOWN OF | CF-06-223 | \$ 333,792 | 23234 | 1/7/08 | 1/9/08 | 1/22/08 |
| 2006 | WOLCOTT, TOWN OF | CF-06-223 | \$ 136,982 | 23234 | 2/28/08 | 2/29/08 | 3/3/08 |
| 2006 | WOLCOTTVILLE, TOWN OF | CF-06-224 | \$ 16,000 | 22513 | 7/30/07 | 7/31/07 | 7/31/07 |
| 2006 | WOLCOTTVILLE, TOWN OF | CF-06-224 | \$ 17,000 | 22512 | 9/28/07 | 10/1/07 | 10/1/07 |
| 2006 | WOLCOTTVILLE, TOWN OF | CF-06-224 | \$ 130,154 | 22512 | 10/12/07 | 10/15/07 | 10/16/07 |
| 2006 | WOLCOTTVILLE, TOWN OF | CF-06-224 | \$ 224,059 | 22512 | 10/29/07 | 10/30/07 | 10/30/07 |
| 2006 | WOLCOTTVILLE, TOWN OF | CF-06-224 | \$ 96,314 | 22512 | 1/17/08 | 1/17/08 | 1/30/08 |
| 2006 | WOLCOTTVILLE, TOWN OF | CF-06-224 | \$ 4,474 | 22512 | 3/3/08 | 3/5/08 | 3/11/08 |
| 2006 | WOLCOTTVILLE, TOWN OF | CF-06-224 | \$ 10,800 | 22513 | 3/3/08 | 3/5/08 | 3/11/08 |
| 2006 | WOLCOTTVILLE, TOWN OF | CF-06-224 | \$ 1,200 | 22514 | 3/3/08 | 3/5/08 | 3/11/08 |
| 2006 | TOWN OF AKRON | CF-06-225 | \$ 175,000 | 23804 | 6/23/08 | 6/24/08 | 6/27/08 |
| 2006 | NORTH MANCHESTER, TOWN OF | CF-06-226 | \$ 66,305 | 23002 | 10/29/07 | 10/30/07 | 10/30/07 |
| 2006 | NORTH MANCHESTER, TOWN OF | CF-06-226 | \$ 84,981 | 23002 | 11/19/07 | 11/21/07 | 11/21/07 |
| 2006 | NORTH MANCHESTER, TOWN OF | CF-06-226 | \$ 40,796 | 23002 | 1/17/08 | 1/17/08 | 1/30/08 |
| 2006 | NORTH MANCHESTER, TOWN OF | CF-06-226 | \$ 31,651 | 23002 | 2/25/08 | 2/26/08 | 3/3/08 |
| 2006 | NORTH MANCHESTER, TOWN OF | CF-06-226 | \$ 63,750 | 23002 | 2/28/08 | 2/29/08 | 3/3/08 |
| 2006 | NORTH MANCHESTER, TOWN OF | CF-06-226 | \$ 26,537 | 23002 | 3/27/08 | 3/28/08 | 3/31/08 |
| 2006 | NORTH MANCHESTER, TOWN OF | CF-06-226 | \$ 27,789 | 23002 | 5/2/08 | 5/5/08 | 5/12/08 |
| 2006 | NORTH MANCHESTER, TOWN OF | CF-06-226 | \$ 27,261 | 23002 | 6/23/08 | 6/24/08 | 6/27/08 |
| 2006 | CHALMERS, TOWN OF | CF-06-227 | \$ 130,276 | 22933 | 10/19/07 | 10/22/07 | 10/22/07 |
| 2006 | CHALMERS, TOWN OF | CF-06-227 | \$ 62,086 | 22933 | 10/24/07 | 10/25/07 | 10/25/07 |
| 2006 | CHALMERS, TOWN OF | CF-06-227 | \$ 39,426 | 22933 | 12/12/07 | 12/13/07 | 12/20/07 |
| 2006 | CHALMERS, TOWN OF | CF-06-227 | \$ 85,113 | 23360 | 2/18/08 | 2/19/08 | 2/28/08 |
| 2006 | CHALMERS, TOWN OF | CF-06-227 | \$ 82,695 | 23360 | 3/17/08 | 3/18/08 | 3/20/08 |
| 2006 | CHALMERS, TOWN OF | CF-06-227 | \$ 59,196 | 23360 | 4/29/08 | 4/30/08 | 5/1/08 |
| 2006 | CHALMERS, TOWN OF | CF-06-227 | \$ 18,376 | 23360 | 6/23/08 | 6/24/08 | 6/27/08 |
| 2006 | LYONS, TOWN OF | CF-06-228 | \$ 402,000 | 23204 | 12/12/07 | 12/13/07 | 12/20/07 |
| 2006 | LYONS, TOWN OF | CF-06-228 | \$ 15,000 | 23205 | 12/12/07 | 12/13/07 | 12/20/07 |
| 2006 | LYONS, TOWN OF | CF-06-228 | \$ 3,000 | 23206 | 12/12/07 | 12/13/07 | 12/20/07 |
| 2006 | WINDFALL, TOWN OF | CF-06-229 | \$ 12,500 | 22921 | 10/12/07 | 10/15/07 | 10/16/07 |
| 2006 | WINDFALL, TOWN OF | CF-06-229 | \$ 7,500 | 22920 | 12/20/07 | 12/21/07 | 12/27/07 |
| 2006 | WINDFALL, TOWN OF | CF-06-229 | \$ 336,460 | 22920 | 2/25/08 | 2/26/08 | 3/3/08 |
| 2006 | WINDFALL, TOWN OF | CF-06-229 | \$ 5,000 | 22921 | 4/21/08 | 4/22/08 | 4/25/08 |
| 2006 | WINDFALL, TOWN OF | CF-06-229 | \$ 118,540 | 22920 | 5/23/08 | 5/28/08 | 6/2/08 |
| 2006 | WINDFALL, TOWN OF | CF-06-229 | \$ 10,000 | 22921 | 5/23/08 | 5/28/08 | 6/2/08 |
| 2006 | WINDFALL, TOWN OF | CF-06-229 | \$ 5,000 | 22920 | 6/13/08 | 6/16/08 | 6/23/08 |
| 2006 | WINDFALL, TOWN OF | CF-06-229 | \$ 5,000 | 22921 | 6/13/08 | 6/16/08 | 6/23/08 |
| 2006 | NEWBURGH, TOWN OF | CF-06-230 | \$ 93,028 | 22347 | 7/20/07 | 7/23/07 | 7/23/07 |
| 2006 | NEWBURGH, TOWN OF | CF-06-230 | \$ 69,508 | 22347 | 9/5/07 | 9/7/07 | 9/6/07 |
| 2006 | NEWBURGH, TOWN OF | CF-06-230 | \$ 88,857 | 22347 | 9/21/07 | 9/24/07 | 9/24/07 |
| 2006 | NEWBURGH, TOWN OF | CF-06-230 | \$ 78,156 | 22347 | 10/24/07 | 10/25/07 | 10/25/07 |
| 2006 | MECCA, TOWN OF | CF-06-231 | \$ 58,898 | 22693 | 8/24/07 | 8/24/07 | 8/27/07 |
| 2006 | MECCA, TOWN OF | CF-06-231 | \$ 61,302 | 22693 | 4/18/08 | 4/22/08 | 4/25/08 |
| 2006 | ORANGE COUNTY | CF-06-232 | \$ 300,860 | 23635 | 5/23/08 | 5/28/08 | 6/2/08 |
| 2006 | ORANGE COUNTY | CF-06-232 | \$ 71,772 | 23635 | 6/13/08 | 6/16/08 | 6/23/08 |
| 2006 | CITY OF SULLIVAN | CF-06-234 | \$ 60,000 | 23331 | 2/8/08 | 2/11/08 | 2/20/08 |
| 2006 | CITY OF SULLIVAN | CF-06-234 | \$ 100,046 | 23331 | 4/1/08 | 4/1/08 | 4/8/08 |
| 2006 | CITY OF SULLIVAN | CF-06-234 | \$ 66,059 | 23331 | 5/2/08 | 5/5/08 | 5/12/08 |
| 2006 | CITY OF SULLIVAN | CF-06-234 | \$ 30,323 | 23331 | 6/6/08 | 6/9/08 | 6/18/08 |
| 2006 | CITY OF SULLIVAN | CF-06-234 | \$ 93,957 | 23331 | 6/13/08 | 6/16/08 | 6/23/08 |
| 2006 | BROOKSTON, TOWN OF | CF-06-235 | \$ 4,000 | 22456 | 7/16/07 | 7/17/07 | 7/17/07 |
| 2006 | BROOKSTON, TOWN OF | CF-06-235 | \$ 1,150 | 22456 | 8/24/07 | 8/24/07 | 8/27/07 |
| 2006 | BROOKSTON, TOWN OF | CF-06-235 | \$ 479,000 | 22455 | 9/28/07 | 10/1/07 | 10/1/07 |

OCRA (CDBG) FUNDS EXPENDED

| GRANT YEAR | GRANTEE | GRANT NUMBER | DRAW AMT | DRAWDOWN NUMBER | ISSUE DATE | MAIL DATE | DRAW DATE |
|------------|--------------------|--------------|------------|-----------------|------------|-----------|-----------|
| 2006 | BROOKSTON, TOWN OF | CF-06-235 | \$ 1,150 | 22456 | 9/28/07 | 10/1/07 | 10/1/07 |
| 2006 | BROOKSTON, TOWN OF | CF-06-235 | \$ 3,050 | 22456 | 10/12/07 | 10/15/07 | 10/16/07 |
| 2006 | BROOKSTON, TOWN OF | CF-06-235 | \$ 1,150 | 22456 | 11/27/07 | 11/28/07 | 11/29/07 |
| 2006 | BROOKSTON, TOWN OF | CF-06-235 | \$ 2,100 | 22456/22455 | 12/12/07 | 12/13/07 | 12/20/07 |
| 2006 | BROOKSTON, TOWN OF | CF-06-235 | \$ 5,250 | 22456 | 3/3/08 | 3/5/08 | 3/11/08 |
| 2006 | BROOKSTON, TOWN OF | CF-06-235 | \$ 2,000 | 22455 | 3/27/08 | 3/28/08 | 3/31/08 |
| 2006 | BROOKSTON, TOWN OF | CF-06-235 | \$ 100 | 22456 | 3/27/08 | 3/28/08 | 3/31/08 |
| 2006 | BROOKSTON, TOWN OF | CF-06-235 | \$ 1,050 | 22456 | 4/21/08 | 4/22/08 | 4/25/08 |
| 2006 | TOWN OF STAUNTON | CF-06-236 | \$ 180,500 | 23298 | 1/22/08 | 1/22/08 | 1/31/08 |
| 2006 | TOWN OF STAUNTON | CF-06-236 | \$ 233,567 | 23298 | 3/3/08 | 3/5/08 | 3/11/08 |
| 2006 | TOWN OF STAUNTON | CF-06-236 | \$ 55,663 | 23298 | 4/4/08 | 4/8/08 | 4/8/08 |
| 2006 | TOWN OF STAUNTON | CF-06-236 | \$ 30,270 | 23298 | 5/7/08 | 5/9/08 | 5/12/08 |
| 2006 | OSGOOD, TOWN OF | CF-06-237 | \$ 87,084 | 22694 | 9/5/07 | 9/7/07 | 9/6/07 |
| 2006 | OSGOOD, TOWN OF | CF-06-237 | \$ 94,287 | 22694 | 9/28/07 | 10/1/07 | 10/1/07 |
| 2006 | OSGOOD, TOWN OF | CF-06-237 | \$ 27,453 | 22694 | 10/24/07 | 10/25/07 | 10/25/07 |
| 2006 | OSGOOD, TOWN OF | CF-06-237 | \$ 71,292 | 22694 | 11/27/07 | 11/28/07 | 11/29/07 |
| 2006 | OSGOOD, TOWN OF | CF-06-237 | \$ 58,742 | 22694 | 1/7/08 | 1/9/08 | 1/22/08 |
| 2006 | OSGOOD, TOWN OF | CF-06-237 | \$ 99,969 | 22694 | 2/4/08 | 2/6/08 | 2/25/08 |
| 2006 | OSGOOD, TOWN OF | CF-06-237 | \$ 41,491 | 22694 | 4/1/08 | 4/1/08 | 4/8/08 |
| 2006 | MONROVIA, TOWN OF | CF-06-238 | \$ 147,962 | 23262 | 1/7/08 | 1/9/08 | 1/22/08 |
| 2006 | MONROVIA, TOWN OF | CF-06-238 | \$ 128,154 | 23262 | 2/4/08 | 2/6/08 | 2/25/08 |
| 2006 | MONROVIA, TOWN OF | CF-06-238 | \$ 159,129 | 23262 | 4/4/08 | 4/8/08 | 4/8/08 |
| 2006 | NOBLE COUNTY | CF-06-239 | \$ 6,705 | 22809 | 9/18/07 | 9/20/07 | 9/20/07 |
| 2006 | NOBLE COUNTY | CF-06-239 | \$ 16,092 | 22809 | 10/19/07 | 10/22/07 | 10/22/07 |
| 2006 | NOBLE COUNTY | CF-06-239 | \$ 132,840 | 22809 | 11/7/07 | 11/8/07 | 11/8/07 |
| 2006 | NOBLE COUNTY | CF-06-239 | \$ 160,987 | 22809 | 1/7/08 | 1/9/08 | 1/22/08 |
| 2006 | NOBLE COUNTY | CF-06-239 | \$ 73,700 | 22809 | 1/14/08 | 1/14/08 | 1/30/08 |
| 2006 | NOBLE COUNTY | CF-06-239 | \$ 44,000 | 22809 | 2/4/08 | 2/6/08 | 2/25/08 |
| 2006 | NOBLE COUNTY | CF-06-239 | \$ 60,000 | 22809 | 4/1/08 | 4/1/08 | 4/8/08 |
| 2006 | NOBLE COUNTY | CF-06-239 | \$ 5,676 | 22809 | 4/21/08 | 4/22/08 | 4/25/08 |
| 2006 | CYNTHIANA, TOWN OF | CF-06-240 | \$ 20,368 | 22390 | 10/4/07 | 10/5/07 | 10/5/07 |
| 2006 | CYNTHIANA, TOWN OF | CF-06-240 | \$ 39,932 | 22390 | 10/19/07 | 10/22/07 | 10/22/07 |
| 2006 | CYNTHIANA, TOWN OF | CF-06-240 | \$ 135,928 | 22390 | 11/9/07 | 11/13/07 | 11/13/07 |
| 2006 | CLINTON COUNTY | CF-06-242 | \$ 98,934 | 23032 | 11/7/07 | 11/8/07 | 11/8/07 |
| 2006 | CLINTON COUNTY | CF-06-242 | \$ 189,600 | 23032 | 12/3/07 | 12/4/07 | 12/5/07 |
| 2006 | CLINTON COUNTY | CF-06-242 | \$ 97,430 | 23032 | 1/14/08 | 1/14/08 | 1/30/08 |
| 2006 | CLINTON COUNTY | CF-06-242 | \$ 75,964 | 23032 | 1/17/08 | 1/17/08 | 1/30/08 |
| 2006 | CLINTON COUNTY | CF-06-242 | \$ 38,073 | 23032 | 3/3/08 | 3/5/08 | 3/11/08 |
| 2006 | TIPTON COUNTY | CF-06-243 | \$ 56,894 | 22119 | 10/24/07 | 10/25/07 | 10/25/07 |
| 2006 | TIPTON COUNTY | CF-06-243 | \$ 8,139 | 22119 | 1/7/08 | 1/9/08 | 1/22/08 |
| 2006 | PLYMOUTH, CITY OF | CF-06-244 | \$ 41,310 | 22940 | 10/24/07 | 10/25/07 | 10/25/07 |
| 2006 | PLYMOUTH, CITY OF | CF-06-244 | \$ 6,615 | 22941 | 10/24/07 | 10/25/07 | 10/25/07 |
| 2006 | PLYMOUTH, CITY OF | CF-06-244 | \$ 53,901 | 22940 | 11/7/07 | 11/8/07 | 11/8/07 |
| 2006 | PLYMOUTH, CITY OF | CF-06-244 | \$ 710 | 22940 | 11/7/07 | 11/8/07 | 11/8/07 |
| 2006 | PLYMOUTH, CITY OF | CF-06-244 | \$ 7,695 | 22941 | 11/7/07 | 11/8/07 | 11/8/07 |
| 2006 | PLYMOUTH, CITY OF | CF-06-244 | \$ 48,546 | 22942 | 11/7/07 | 11/8/07 | 11/8/07 |
| 2006 | PLYMOUTH, CITY OF | CF-06-244 | \$ 129,749 | 22942 | 2/25/08 | 2/26/08 | 3/3/08 |
| 2006 | PLYMOUTH, CITY OF | CF-06-244 | \$ 10,579 | 22940 | 5/19/08 | 5/20/08 | 5/28/08 |
| 2006 | PLYMOUTH, CITY OF | CF-06-244 | \$ 1,590 | 22941 | 5/19/08 | 5/20/08 | 5/28/08 |
| 2006 | PLYMOUTH, CITY OF | CF-06-244 | \$ 5,394 | 22942 | 5/19/08 | 5/20/08 | 5/28/08 |
| 2006 | TELL CITY, CITY OF | CF-06-245 | \$ 71,250 | 23062 | 11/19/07 | 11/21/07 | 11/21/07 |
| 2006 | TELL CITY, CITY OF | CF-06-245 | \$ 97,300 | 23062 | 12/12/07 | 12/13/07 | 12/20/07 |
| 2006 | TELL CITY, CITY OF | CF-06-245 | \$ 83,123 | 23062 | 1/22/08 | 1/22/08 | 1/31/08 |
| 2006 | TELL CITY, CITY OF | CF-06-245 | \$ 54,458 | 23062 | 2/25/08 | 2/26/08 | 3/3/08 |
| 2006 | TELL CITY, CITY OF | CF-06-245 | \$ 46,800 | 23062 | 4/21/08 | 4/22/08 | 4/25/08 |
| 2006 | TELL CITY, CITY OF | CF-06-245 | \$ 63,060 | 23062 | 5/19/08 | 5/20/08 | 5/28/08 |
| 2006 | TELL CITY, CITY OF | CF-06-245 | \$ 83,603 | 23062 | 6/13/08 | 6/16/08 | 6/23/08 |
| 2006 | AVILLA, TOWN OF | CF-06-246 | \$ 32,606 | 22659 | 8/24/07 | 8/24/07 | 8/27/07 |
| 2006 | AVILLA, TOWN OF | CF-06-246 | \$ 22,827 | 22659 | 10/24/07 | 10/25/07 | 10/25/07 |
| 2006 | AVILLA, TOWN OF | CF-06-246 | \$ 24,295 | 22659 | 11/7/07 | 11/8/07 | 11/8/07 |
| 2006 | AVILLA, TOWN OF | CF-06-246 | \$ 25,403 | 22659 | 11/7/07 | 11/8/07 | 11/8/07 |
| 2006 | AVILLA, TOWN OF | CF-06-246 | \$ 33,542 | 22659 | 11/7/07 | 11/8/07 | 11/8/07 |
| 2006 | AVILLA, TOWN OF | CF-06-246 | \$ 30,249 | 22659 | 11/7/07 | 11/8/07 | 11/8/07 |
| 2006 | AVILLA, TOWN OF | CF-06-246 | \$ 30,599 | 22659 | 11/7/07 | 11/8/07 | 11/8/07 |
| 2006 | AVILLA, TOWN OF | CF-06-246 | \$ 5,878 | 22659 | 11/27/07 | 11/28/07 | 11/29/07 |
| 2006 | AVILLA, TOWN OF | CF-06-246 | \$ 52,157 | 22659 | 12/12/07 | 12/13/07 | 12/20/07 |
| 2006 | AVILLA, TOWN OF | CF-06-246 | \$ 18,728 | 22659 | 1/7/08 | 1/9/08 | 1/22/08 |
| 2006 | AVILLA, TOWN OF | CF-06-246 | \$ 69,463 | 22659 | 1/14/08 | 1/14/08 | 1/30/08 |
| 2006 | AVILLA, TOWN OF | CF-06-246 | \$ 6,223 | 22659 | 2/28/08 | 2/29/08 | 3/3/08 |
| 2006 | AVILLA, TOWN OF | CF-06-246 | \$ 47,864 | 22659 | 2/28/08 | 2/29/08 | 3/3/08 |

OCRA (CDBG) FUNDS EXPENDED

| GRANT YEAR | GRANTEE | GRANT NUMBER | DRAW AMT | DRAWDOWN NUMBER | ISSUE DATE | MAIL DATE | DRAW DATE |
|------------|-----------------|--------------|------------|-----------------|------------|-----------|-----------|
| 2006 | AVILLA, TOWN OF | CF-06-246 | \$ 32,392 | 22659 | 3/3/08 | | 3/11/08 |
| 2006 | AVILLA, TOWN OF | CF-06-246 | \$ 10,691 | 22659 | 4/4/08 | 4/8/08 | 4/8/08 |
| 2006 | IHFA | HAF-06 | \$ 5,500 | 1528101 | 4/29/08 | 4/30/08 | 5/1/08 |
| 2006 | IHFA | HF-06-001 | \$ 17,275 | 1537425 | 6/6/08 | 6/9/08 | 6/18/08 |
| 2006 | IHFA | HF-06-001 | \$ 3,600 | 1537426 | 6/6/08 | 6/9/08 | 6/18/08 |
| 2006 | IHFA | HF-06-001 | \$ 6,763 | 1540198 | 6/6/08 | 6/9/08 | 6/18/08 |
| 2006 | IHFA | HF-06-001 | \$ 5,000 | 1540226 | 6/6/08 | 6/9/08 | 6/18/08 |
| 2006 | IHFA | HF-06-001 | \$ 13,908 | 1540299 | 6/6/08 | 6/9/08 | 6/18/08 |
| 2006 | IHFA | HF-06-001 | \$ 5,000 | 1542101 | 6/6/08 | 6/9/08 | 6/18/08 |
| 2006 | IHFA | HF-06-001 | \$ 7,635 | 1542121 | 6/6/08 | 6/9/08 | 6/18/08 |
| 2006 | IHFA | HFA-006-001 | \$ 56,001 | 1499960 | | | 2/28/08 |
| 2006 | IHFA | HFA-006-01 | \$ 50,244 | 1506947 | 3/17/08 | 3/18/08 | 3/20/08 |
| 2006 | IHFA | HFA-006-01 | \$ 3,000 | 1506950 | 3/17/08 | 3/18/08 | 3/20/08 |
| 2006 | IHFA | HFA-006-01 | \$ 141,470 | 1512746 | 3/18/08 | 3/19/08 | 3/20/08 |
| 2006 | IHFA | HFA-006-01 | \$ 3,249 | 1512750 | 3/18/08 | 3/19/08 | 3/20/08 |
| 2006 | IHFA | HFA-006-01 | \$ 41,333 | 1502754 | | 2/26/08 | 3/11/08 |
| 2006 | IHFA | HFA-06 | \$ 6,578 | 1524057 | 4/29/08 | 4/30/08 | 5/1/08 |
| 2006 | IHFA | HFA-06 | \$ 6,900 | 1524059 | 4/29/08 | 4/30/08 | 5/1/08 |
| 2006 | IHFA | HFA-06 | \$ 19,115 | 1524061 | 4/29/08 | 4/30/08 | 5/1/08 |
| 2006 | IHFA | HFA-06 | \$ 2,782 | 1528104 | 4/29/08 | 4/30/08 | 5/1/08 |
| 2006 | IHFA | HFA-06 | \$ 912 | 1535849 | 5/19/08 | 5/29/08 | 6/2/08 |
| 2006 | IHFA | HFA-06 | \$ 800 | 1538947 | 5/23/08 | 5/28/08 | 6/2/08 |
| 2006 | IHFA | HFA-06 | \$ 4,200 | 1538948 | 5/23/08 | 5/28/08 | 6/2/08 |
| 2006 | IHFA | HFA-06 | \$ 30,019 | 1518618 | | | 4/8/08 |
| 2006 | IHFA | HFA-06 | \$ 9,408 | 1530898 | | | 5/28/08 |
| 2006 | IHFA | HFA-06 | \$ 34,644 | 1533063 | | | 5/28/08 |
| 2006 | IHFA | HFA-06 | \$ 9,492 | 1533193 | | | 5/28/08 |
| 2006 | IHFA | HFA-06 | \$ 3,141 | 1533196 | | | 5/28/08 |
| 2006 | IHFA | HFA-06 | \$ 2,295 | 1533202 | | | 5/28/08 |
| 2006 | IHFA | HFA-06-001 | \$ 153,032 | 1418709 | 7/13/07 | 7/16/07 | 6/14/07 |
| 2006 | IHFA | HFA-06-001 | \$ 62,527 | 1419191 | 7/13/07 | 7/16/07 | 6/15/07 |
| 2006 | IHFA | HFA-06-001 | \$ 185,864 | 1419560 | 7/13/07 | 7/16/07 | 6/18/07 |
| 2006 | IHFA | HFA-06-001 | \$ 1,386 | 1421393 | 7/13/07 | 7/16/07 | 6/21/07 |
| 2006 | IHFA | HFA-06-001 | \$ 67,646 | 1423973 | 7/13/07 | 7/16/07 | 6/27/07 |
| 2006 | IHFA | HFA-06-001 | \$ 6,764 | 1426133 | 7/13/07 | 7/16/07 | 7/3/07 |
| 2006 | IHFA | HFA-06-001 | \$ 32,102 | 1427151 | 7/20/07 | 7/23/07 | 7/6/07 |
| 2006 | IHFA | HFA-06-001 | \$ 38,908 | 1428054 | 7/20/07 | 7/23/07 | 7/10/07 |
| 2006 | IHFA | HFA-06-001 | \$ 96,295 | 1429094 | 7/20/07 | 7/23/07 | 7/12/07 |
| 2006 | IHFA | HFA-06-001 | \$ 13,350 | 1432298 | 8/1/07 | 8/2/07 | 7/20/07 |
| 2006 | IHFA | HFA-06-001 | \$ 94,536 | 1432667 | 8/1/07 | 8/2/07 | 7/23/07 |
| 2006 | IHFA | HFA-06-001 | \$ 212,377 | 1432700 | 8/1/07 | 8/2/07 | 7/23/07 |
| 2006 | IHFA | HFA-06-001 | \$ 251,239 | 1433719 | 8/1/07 | 8/2/07 | 7/25/07 |
| 2006 | IHFA | HFA-06-001 | \$ 20,318 | 1434353 | 8/9/07 | 8/10/07 | 7/26/07 |
| 2006 | IHFA | HFA-06-001 | \$ 216,414 | 1436248 | 8/9/07 | 8/10/07 | 8/1/07 |
| 2006 | IHFA | HFA-06-001 | \$ 26,335 | 1437051 | 8/15/07 | 8/16/07 | 8/3/07 |
| 2006 | IHFA | HFA-06-001 | \$ 100 | 1437227 | 8/15/07 | 8/16/07 | 8/3/07 |
| 2006 | IHFA | HFA-06-001 | \$ 34,710 | 1438197 | 8/16/07 | 8/17/07 | 8/7/07 |
| 2006 | IHFA | HFA-06-001 | \$ 2,959 | 1438717 | 8/16/07 | 8/17/07 | 8/8/07 |
| 2006 | IHFA | HFA-06-001 | \$ 58,128 | 1439260 | 8/16/07 | 8/17/07 | 8/9/07 |
| 2006 | IHFA | HFA-06-001 | \$ 23,900 | 1439531 | 8/16/07 | 8/17/07 | 8/10/07 |
| 2006 | IHFA | HFA-06-001 | \$ 43,828 | 1440157 | 8/24/07 | 8/24/07 | 8/13/07 |
| 2006 | IHFA | HFA-06-001 | \$ 15,442 | 1440696 | 8/24/07 | 8/24/07 | 8/14/07 |
| 2006 | IHFA | HFA-06-001 | \$ 33,967 | 1441161 | 8/24/07 | 8/24/07 | 8/15/07 |
| 2006 | IHFA | HFA-06-001 | \$ 15,066 | 1442820 | 8/31/07 | 9/4/07 | 8/20/07 |
| 2006 | IHFA | HFA-06-001 | \$ 21,834 | 1443694 | 8/31/07 | 9/4/07 | 8/22/07 |
| 2006 | IHFA | HFA-06-001 | \$ 47,932 | 1443757 | 8/31/07 | 9/4/07 | 8/22/07 |
| 2006 | IHFA | HFA-06-001 | \$ 62,948 | 1445491 | 9/18/07 | 9/20/07 | 8/28/07 |
| 2006 | IHFA | HFA-06-001 | \$ 83,932 | 1445577 | 9/18/07 | 9/20/07 | 8/28/07 |
| 2006 | IHFA | HFA-06-001 | \$ 80,630 | 1446734 | 9/18/07 | 9/20/07 | 8/30/07 |
| 2006 | IHFA | HFA-06-001 | \$ 92,605 | 1449629 | 9/21/07 | 9/24/07 | 9/10/07 |
| 2006 | IHFA | HFA-06-001 | \$ 18,537 | 1451356 | 9/28/07 | 10/1/07 | 9/13/07 |
| 2006 | IHFA | HFA-06-001 | \$ 55,325 | 1453505 | 9/28/07 | 10/1/07 | 9/19/07 |
| 2006 | IHFA | HFA-06-001 | \$ 30,799 | 1455144 | 10/4/07 | 10/5/07 | 9/24/07 |
| 2006 | IHFA | HFA-06-001 | \$ 145,077 | 1456881 | 10/12/07 | 10/15/07 | 9/27/07 |
| 2006 | IHFA | HFA-06-001 | \$ 52,130 | 1457341 | 10/19/07 | 10/22/07 | 9/28/07 |
| 2006 | IHFA | HFA-06-001 | \$ 32,969 | 1459002 | 10/24/07 | 10/25/07 | 10/3/07 |
| 2006 | IHFA | HFA-06-001 | \$ 193,528 | 1463329 | 10/29/07 | 10/30/07 | 10/16/07 |
| 2006 | IHFA | HFA-06-001 | \$ 5 | 1464370 | 10/29/07 | 10/30/07 | 10/18/07 |
| 2006 | IHFA | HFA-06-001 | \$ 17,305 | 1464969 | 10/29/07 | 10/30/07 | 10/19/07 |
| 2006 | IHFA | HFA-06-001 | \$ 5,000 | 1465448 | 11/2/07 | 11/7/07 | 10/22/07 |

OCRA (CDBG) FUNDS EXPENDED

| GRANT YEAR | GRANTEE | GRANT NUMBER | DRAW AMT | DRAWDOWN NUMBER | ISSUE DATE | MAIL DATE | DRAW DATE |
|------------|------------------------|--------------|------------|-----------------|------------|-----------|-----------|
| 2006 | IHFA | HFA-06-001 | \$ 5,000 | 1466498 | 11/2/07 | | 10/24/07 |
| 2006 | IHFA | HFA-06-001 | \$ 199,612 | 1468046 | 11/19/07 | 11/21/07 | 10/29/07 |
| 2006 | IHFA | HFA-06-001 | \$ 48,184 | 1470474 | 11/19/07 | 11/21/07 | 11/5/07 |
| 2006 | IHFA | HFA-06-001 | \$ 21,317 | 1471998 | 11/27/07 | 11/28/07 | 11/8/07 |
| 2006 | IHFA | HFA-06-001 | \$ 24,564 | 1473682 | 12/3/07 | 12/4/07 | 11/14/07 |
| 2006 | IHFA | HFA-06-001 | \$ 47,083 | 1476324 | 12/3/07 | 12/4/07 | 11/21/07 |
| 2006 | IHFA | HFA-06-001 | \$ 37,002 | 1476360 | 12/3/07 | 12/4/07 | 11/21/07 |
| 2006 | IHFA | HFA-06-001 | \$ 38,020 | 1477693 | 12/12/07 | | 12/20/07 |
| 2006 | IHFA | HFA-06-001 | \$ 20,545 | 1477695 | 12/12/07 | | 12/20/07 |
| 2006 | IHFA | HFA-06-001 | \$ 25,267 | 1478328 | 12/12/07 | | 12/20/07 |
| 2006 | IHFA | HFA-06-001 | \$ 17,186 | 1479920 | 12/20/07 | 12/21/07 | 12/27/07 |
| 2006 | IHFA | HFA-06-001 | \$ 36,560 | 1481999 | 12/20/07 | 12/21/07 | 12/27/07 |
| 2006 | IHFA | HFA-06-001 | \$ 21,921 | 1488150 | 12/21/07 | NA | 1/30/08 |
| 2006 | IHFA | HFA-06-001 | \$ 14,395 | 1483620 | 1/4/08 | 1/7/08 | 1/9/08 |
| 2006 | IHFA | HFA-06-001 | \$ 141,106 | 1485665 | 1/4/08 | 1/7/08 | 1/9/08 |
| 2006 | IHFA | HFA-06-001 | \$ 59,364 | 1485693 | 1/4/08 | 1/7/08 | 1/9/08 |
| 2006 | IHFA | HFA-06-001 | \$ 72,929 | 1485718 | 1/4/08 | 1/7/08 | 1/9/08 |
| 2006 | IHFA | HFA-06-001 | \$ 32,855 | 1485731 | 1/4/08 | 1/7/08 | 1/9/08 |
| 2006 | IHFA | HFA-06-001 | \$ 18,187 | 1491243 | 1/4/08 | 1/22/08 | 1/31/08 |
| 2006 | IHFA | HFA-06-001 | \$ 32,855 | 1486417 | 1/7/08 | | 1/22/08 |
| 2006 | IHFA | HFA-06-001 | \$ 24,785 | 1492878 | 1/9/08 | 1/22/08 | 1/31/08 |
| 2006 | IHFA | HFA-06-001 | \$ 76,523 | 1493263 | 1/10/08 | 1/22/08 | 1/31/08 |
| 2006 | IHFA | HFA-06-001 | \$ 14,227 | 1493265 | 1/10/08 | 1/22/08 | 1/31/08 |
| 2006 | IHFA | HFA-06-001 | \$ 19,886 | 1498971 | 1/25/08 | 2/11/08 | 2/20/08 |
| 2006 | IHFA | HFA-06-001 | \$ 23,338 | 1460748 | | | 10/9/07 |
| 2006 | IHFA | HFA-06-001 | \$ 13,111 | 1470064 | | | 11/2/07 |
| 2006 | KNOX, CITY OF | ID-06-001 | \$ 25,986 | 21795 | 7/20/07 | 7/23/07 | 7/23/07 |
| 2006 | MITCHELL, CITY OF | PL-06-001 | \$ 29,700 | 22544 | 8/9/07 | 8/10/07 | 8/10/07 |
| 2006 | MITCHELL, CITY OF | PL-06-001 | \$ 18,864 | 22544 | 9/5/07 | 9/6/07 | 9/6/07 |
| 2006 | NEWTON COUNTY | PL-06-002 | \$ 24,393 | 22516 | 8/9/07 | 8/10/07 | 8/10/07 |
| 2006 | NEWTON COUNTY | PL-06-002 | \$ 17,094 | 22516 | 5/7/08 | 5/9/08 | 5/12/08 |
| 2006 | ATTICA, CITY OF | PL-06-003 | \$ 29,700 | 22454 | 7/20/07 | 7/23/07 | 7/23/07 |
| 2006 | ATTICA, CITY OF | PL-06-003 | \$ 19,800 | 22454 | 10/24/07 | 10/25/07 | 10/25/07 |
| 2006 | NORTH VERNON, CITY OF | PL-06-004 | \$ 9,264 | 22696 | 9/5/07 | 9/6/07 | 9/6/07 |
| 2006 | NORTH VERNON, CITY OF | PL-06-004 | \$ 19,980 | 22696 | 11/9/07 | 11/13/07 | 11/13/07 |
| 2006 | DALE, TOWN OF | PL-06-005 | \$ 18,000 | 22877 | 9/28/07 | 10/1/07 | 10/1/07 |
| 2006 | DALE, TOWN OF | PL-06-005 | \$ 12,000 | 22877 | 11/27/07 | 11/28/07 | 11/29/07 |
| 2006 | REYNOLDS, TOWN OF | PL-06-006 | \$ 24,988 | 23006 | 11/2/07 | 11/7/07 | 11/7/07 |
| 2006 | BATESVILLE, CITY OF | PL-06-007 | \$ 29,100 | 22861 | 9/28/07 | 10/1/07 | 10/1/07 |
| 2006 | BATESVILLE, CITY OF | PL-06-007 | \$ 19,285 | 22861 | 12/12/07 | 12/13/07 | 12/20/07 |
| 2006 | COLUMBIA CITY, CITY OF | PL-06-008 | \$ 13,122 | 23055 | 11/19/07 | 11/21/07 | 11/21/07 |
| 2006 | COLUMBIA CITY, CITY OF | PL-06-008 | \$ 8,748 | 23055 | 12/20/07 | 12/21/07 | 12/27/07 |
| 2006 | BEDFORD, CITY OF | PL-06-010 | \$ 17,000 | 21931 | 8/9/07 | 8/10/07 | 8/10/07 |
| 2006 | LEAVENWORTH, TOWN OF | PL-06-011 | \$ 24,300 | 22517 | 8/9/07 | 8/10/07 | 8/10/07 |
| 2006 | LEAVENWORTH, TOWN OF | PL-06-011 | \$ 16,200 | 22517 | 12/20/07 | 12/21/07 | 12/27/07 |
| 2006 | TOWN OF BETHANY | PL-06-012 | \$ 12,000 | 23736 | 6/6/08 | 6/9/08 | 6/18/08 |
| 2006 | TOWN OF BETHANY | PL-06-012 | \$ 8,000 | 23736 | 6/6/08 | 6/9/08 | 6/18/08 |
| 2006 | TOWN OF GLENWOOD | PL-06-013 | \$ 18,000 | 23334 | 3/27/08 | 3/28/08 | 3/31/08 |
| 2006 | TOWN OF GLENWOOD | PL-06-013 | \$ 12,000 | 23334 | 4/21/08 | 4/22/08 | 4/25/08 |
| 2006 | AMO, TOWN OF | PL-06-014 | \$ 20,400 | 22452 | 7/13/07 | 7/16/07 | 7/16/07 |
| 2006 | AMO, TOWN OF | PL-06-014 | \$ 13,600 | 22452 | 8/9/07 | 8/10/07 | 8/10/07 |
| 2006 | OTTERVEIN, TOWN OF | PL-06-015 | \$ 17,820 | 22692 | 8/31/07 | 9/4/07 | 9/4/07 |
| 2006 | OTTERVEIN, TOWN OF | PL-06-015 | \$ 11,880 | 22692 | 3/3/08 | 3/5/08 | 3/11/08 |
| 2006 | BEECH GROVE, CITY OF | PL-06-016 | \$ 29,100 | 23053 | 11/19/07 | 11/21/07 | 11/21/07 |
| 2006 | BEECH GROVE, CITY OF | PL-06-016 | \$ 18,600 | 23053 | 6/13/08 | 6/16/08 | 6/23/08 |
| 2006 | FULTON COUNTY | PL-06-017 | \$ 13,829 | 22807 | 9/18/07 | 9/20/07 | 9/20/07 |
| 2006 | NEW HARMONY, TOWN OF | PL-06-018 | \$ 30,000 | 22883 | 10/4/07 | 10/5/07 | 10/5/07 |
| 2006 | GASTON, TOWN OF | PL-06-019 | \$ 11,952 | 22284 | 11/7/07 | 11/8/07 | 11/8/07 |
| 2006 | LAKEVILLE, TOWN OF | PL-06-020 | \$ 24,000 | 23082 | 11/27/07 | 11/28/07 | 11/29/07 |
| 2006 | LAKEVILLE, TOWN OF | PL-06-020 | \$ 16,000 | 23082 | 3/18/08 | 3/19/08 | 3/20/08 |
| 2006 | KNOX, CITY OF | PL-06-021 | \$ 23,760 | 22869 | 9/28/07 | 10/1/07 | 10/1/07 |
| 2006 | KNOX, CITY OF | PL-06-021 | \$ 15,840 | 22869 | 2/25/08 | 2/26/08 | 3/3/08 |
| 2006 | BIRDSEYE, TOWN OF | PL-06-022 | \$ 24,750 | 23001 | 10/29/07 | 10/30/07 | 10/30/07 |
| 2006 | BALL STATE | TA-06-002 | \$ 15,195 | 22240 | 12/12/07 | 12/13/07 | 12/20/07 |
| 2007 | CITY OF PRINCETON | CF-07-001 | \$ 39,784 | 23396 | 5/19/08 | 5/28/08 | 6/2/08 |
| 2007 | TOWN OF ROSEDALE | CF-07-101 | \$ 49,163 | 23475 | 4/4/08 | 4/8/08 | 4/8/08 |
| 2007 | TOWN OF ROSEDALE | CF-07-101 | \$ 172,076 | 23475 | 6/13/08 | 6/16/08 | 6/23/08 |
| 2007 | TOWN OF CARTHAGE | CF-07-103 | \$ 10,000 | 23294 | 1/17/08 | 1/17/08 | 1/30/08 |
| 2007 | LYNNVILLE, TOWN OF | CF-07-105 | \$ 12,272 | 23083 | 11/27/07 | 11/28/07 | 11/29/07 |
| 2007 | LYNNVILLE, TOWN OF | CF-07-105 | \$ 91,206 | 23083 | 12/20/07 | 12/21/07 | 12/27/07 |

OCRA (CDBG) FUNDS EXPENDED

| GRANT YEAR | GRANTEE | GRANT NUMBER | DRAW AMT | DRAWDOWN NUMBER | ISSUE DATE | MAIL DATE | DRAW DATE |
|------------|---------------------|--------------|------------|-----------------|------------|-----------|-----------|
| 2007 | LYNNVILLE, TOWN OF | CF-07-105 | \$ 82,312 | 23083 | 2/25/08 | 2/26/08 | 3/3/08 |
| 2007 | LYNNVILLE, TOWN OF | CF-07-105 | \$ 18,479 | 23083 | 3/31/08 | 4/1/08 | 4/8/08 |
| 2007 | LYNNVILLE, TOWN OF | CF-07-105 | \$ 62,072 | 23083 | 5/19/08 | 5/20/08 | 5/28/08 |
| 2007 | LYNNVILLE, TOWN OF | CF-07-105 | \$ 42,556 | 23083 | 6/23/08 | 6/24/08 | 6/27/08 |
| 2007 | KNOX COUNTY | CF-07-106 | \$ 11,800 | 23358 | 2/18/08 | 2/19/08 | 2/28/08 |
| 2007 | KNOX COUNTY | CF-07-106 | \$ 24,512 | 23358 | 4/21/08 | 4/22/08 | 4/25/08 |
| 2007 | KNOX COUNTY | CF-07-106 | \$ 34,659 | 23358 | 5/19/08 | 5/28/08 | 6/2/08 |
| 2007 | KNOX COUNTY | CF-07-106 | \$ 3,240 | 23358 | 5/19/08 | 5/28/08 | 6/2/08 |
| 2007 | KNOX COUNTY | CF-07-106 | \$ 62,843 | 23358 | 6/13/08 | 6/16/08 | 6/23/08 |
| 2007 | KNOX COUNTY | CF-07-106 | \$ 3,240 | 23359 | 6/13/08 | 6/16/08 | 6/23/08 |
| 2007 | DUBLIN, TOWN OF | CF07-107 | \$ 1,200 | 23253 | 4/21/08 | 4/22/08 | 4/25/08 |
| 2007 | DUBLIN, TOWN OF | CF-07-107 | \$ 29,357 | 23253 | 1/7/08 | 1/9/08 | 1/22/08 |
| 2007 | DUBLIN, TOWN OF | CF-07-107 | \$ 2,590 | 23253 | 2/18/08 | 2/19/08 | 2/28/08 |
| 2007 | DUBLIN, TOWN OF | CF-07-107 | \$ 2,620 | 23253 | 4/1/08 | 4/1/08 | 4/8/08 |
| 2007 | DUBLIN, TOWN OF | CF-07-107 | \$ 64,017 | 23253 | 5/19/08 | 5/28/08 | 6/2/08 |
| 2007 | DUBLIN, TOWN OF | CF-07-107 | \$ 1,470 | 23253 | 6/3/08 | 6/5/08 | 6/18/08 |
| 2007 | TOWN OF ASHLEY | CF-07-108 | \$ 27,778 | 23403 | 3/17/08 | 3/18/08 | 3/20/08 |
| 2007 | TOWN OF ASHLEY | CF-07-108 | \$ 43,868 | 23403 | 4/29/08 | 4/30/08 | 5/1/08 |
| 2007 | TOWN OF ASHLEY | CF-07-108 | \$ 30,400 | 23403 | 5/23/08 | 5/28/08 | 6/2/08 |
| 2007 | TOWN OF ASHLEY | CF-07-108 | \$ 58,709 | 23403 | 6/23/08 | 6/24/08 | 6/27/08 |
| 2007 | MORGAN COUNTY | CF-07-110 | \$ 9,050 | 23455 | 3/27/08 | 3/28/08 | 3/31/08 |
| 2007 | MORGAN COUNTY | CF-07-110 | \$ 1,340 | 23452 | 4/29/08 | 4/30/08 | 5/1/08 |
| 2007 | MORGAN COUNTY | CF-07-110 | \$ 1,310 | 23455 | 5/23/08 | 5/28/08 | 6/2/08 |
| 2007 | MORGAN COUNTY | CF-07-110 | \$ 159,328 | 23452 | 6/13/08 | 6/16/08 | 6/23/08 |
| 2007 | MORGAN COUNTY | CF-07-110 | \$ 1,400 | 23455 | 6/13/08 | 6/16/08 | 6/23/08 |
| 2007 | TOWN OF EDWARDSPORT | CF-07-111 | \$ 12,600 | 23704 | 6/6/08 | 6/9/08 | 6/18/08 |
| 2007 | TOWN OF EDWARDSPORT | CF-07-111 | \$ 82,318 | 23704 | 6/23/08 | 6/24/08 | 6/27/08 |
| 2007 | UPLAND, TOWN OF | CF-07-112 | \$ 84,199 | 23084 | 11/27/07 | 11/28/07 | 11/29/07 |
| 2007 | UPLAND, TOWN OF | CF-07-112 | \$ 4,680 | 23085 | 11/27/07 | 11/28/07 | 11/29/07 |
| 2007 | UPLAND, TOWN OF | CF-07-112 | \$ 1,290 | 23085 | 12/20/07 | 12/21/07 | 12/27/07 |
| 2007 | UPLAND, TOWN OF | CF-07-112 | \$ 1,250 | 23085 | 1/17/08 | 1/17/08 | 1/30/08 |
| 2007 | UPLAND, TOWN OF | CF-07-112 | \$ 1,160 | 23085 | 2/28/08 | 2/29/08 | 3/3/08 |
| 2007 | UPLAND, TOWN OF | CF-07-112 | \$ 1,480 | 23085 | 3/18/08 | 3/19/08 | 3/20/08 |
| 2007 | UPLAND, TOWN OF | CF-07-112 | \$ 96,084 | 23084 | 4/21/08 | 4/22/08 | 4/25/08 |
| 2007 | UPLAND, TOWN OF | CF-07-112 | \$ 1,700 | 23085 | 4/21/08 | 4/22/08 | 4/25/08 |
| 2007 | UPLAND, TOWN OF | CF-07-112 | \$ 57,825 | 23084 | 5/7/08 | 5/9/08 | 5/12/08 |
| 2007 | UPLAND, TOWN OF | CF-07-112 | \$ 201,604 | 23084 | 6/6/08 | 6/9/08 | 6/18/08 |
| 2007 | UPLAND, TOWN OF | CF-07-112 | \$ 1,540 | 23085 | 6/6/08 | 6/9/08 | 6/18/08 |
| 2007 | CITY OF PRINCETON | CF-07-113 | \$ 33,844 | 23396 | 2/8/08 | 2/12/08 | 2/25/08 |
| 2007 | CITY OF PRINCETON | CF-07-113 | \$ 92,877 | 23396 | 3/18/08 | 3/19/08 | 3/20/08 |
| 2007 | CITY OF PRINCETON | CF-07-113 | \$ 49,560 | 23396 | 4/4/08 | 4/8/08 | 4/8/08 |
| 2007 | CITY OF PRINCETON | CF-07-113 | \$ 32,000 | 23396 | 5/23/08 | 5/28/08 | 6/2/08 |
| 2007 | GREENE COUNTY | CF-07-114 | \$ 14,254 | 23333 | 2/8/08 | 2/11/08 | 2/20/08 |
| 2007 | GREENE COUNTY | CF-07-114 | \$ 14,103 | 23332 | 3/31/08 | 4/1/08 | 4/8/08 |
| 2007 | GREENE COUNTY | CF-07-114 | \$ 4,014 | 23333 | 3/31/08 | 4/1/08 | 4/8/08 |
| 2007 | GREEN COUNTY | CF-07-114 | \$ 4,314 | 23333 | 4/21/08 | 4/22/08 | 4/25/08 |
| 2007 | GREENE COUNTY | CF-07-114 | \$ 3,914 | 23333 | 6/3/08 | 6/5/08 | 6/18/08 |
| 2007 | TOWN OF WAYNETOWN | CF-07-115 | \$ 27,200 | 23395 | 2/4/08 | 2/6/08 | 2/25/08 |
| 2007 | TOWN OF WAYNETOWN | CF-07-115 | \$ 915 | 23395 | 3/18/08 | 3/19/08 | 3/20/08 |
| 2007 | TOWN OF WAYNETOWN | CF-07-115 | \$ 55,580 | 23395 | 4/4/08 | 4/8/08 | 4/8/08 |
| 2007 | TOWN OF WAYNETOWN | CF-07-115 | \$ 143,870 | 23395 | 6/6/08 | 6/9/08 | 6/18/08 |
| 2007 | TOWN OF SUNMAN | CF-07-116 | \$ 194,070 | 23537 | 4/29/08 | 4/30/08 | 5/1/08 |
| 2007 | TOWN OF MONTGOMERY | CF-07-117 | \$ 18,600 | 23349 | 2/18/08 | 2/19/08 | 2/28/08 |
| 2007 | TOWN OF MONTGOMERY | CF-07-117 | \$ 4,650 | 23349 | 5/7/08 | 5/9/08 | 5/12/08 |
| 2007 | TOWN OF MONTGOMERY | CF-07-117 | \$ 4,650 | 23349 | 6/3/08 | 6/5/08 | 6/18/08 |
| 2007 | TOWN OF MONTGOMERY | CF-07-117 | \$ 2,325 | 23349 | 6/23/08 | 6/24/08 | 6/27/08 |
| 2007 | FULTON COUNTY | CF-07-118 | \$ 14,203 | 23568 | 5/2/08 | 5/5/08 | 5/12/08 |
| 2007 | FULTON COUNTY | CF-07-118 | \$ 169,653 | 23568 | 6/3/08 | 6/5/08 | 6/18/08 |
| 2007 | CITY OF RENSSELAER | CF-07-119 | \$ 220,380 | 23566 | 5/2/08 | 5/5/08 | 5/12/08 |
| 2007 | CITY OF RENSSELAER | CF-07-119 | \$ 108,231 | 23566 | 5/19/08 | 5/28/08 | 6/2/08 |
| 2007 | FOUNTAIN CITY | CF-07-120 | \$ 42,167 | 23458 | 4/21/08 | 4/22/08 | 4/25/08 |
| 2007 | FOUNTAIN CITY | CF-07-120 | \$ 101,853 | 23458 | 6/3/08 | 6/5/08 | 6/18/08 |
| 2007 | CITY OF LOOGOTEE | CF-07-122 | \$ 18,880 | 23798 | 6/23/08 | 6/24/08 | 6/27/08 |
| 2007 | CITY OF PETERSBURG | CF-07-220 | \$ 27,080 | 23619 | 5/19/08 | 5/20/08 | 5/28/08 |
| 2007 | CITY OF PETERSBURG | CF-07-220 | \$ 132,692 | 23619 | 6/3/08 | 6/5/08 | 6/18/08 |
| 2007 | TOWN OF FAIRMOUNT | CF-07-223 | \$ 198,000 | 23474 | 4/4/08 | 4/8/08 | 4/8/08 |
| 2007 | TOWN OF FAIRMOUNT | CF-07-223 | \$ 45,654 | 23474 | 6/23/08 | 6/24/08 | 6/27/08 |
| 2007 | IHFA | HF-07-001 | \$ 16,600 | 1540193 | 6/6/08 | 6/9/08 | 6/18/08 |
| 2007 | IHFA | HF-07-001 | \$ 39,680 | 1540231 | 6/6/08 | 6/9/08 | 6/18/08 |
| 2007 | IHFA | HF-07-001 | \$ 19,665 | 1540673 | 6/6/08 | 6/9/08 | 6/18/08 |

OCRA (CDBG) FUNDS EXPENDED

| GRANT YEAR | GRANTEE | GRANT NUMBER | DRAW AMT | DRAWDOWN NUMBER | ISSUE DATE | MAIL DATE | DRAW DATE |
|--------------|-------------------|--------------|----------------------|-----------------|------------|-----------|-----------|
| 2007 | IHFA | HF-07-001 | \$ 10,662 | 1527590 | | | 5/12/08 |
| 2007 | IHFA | HF-07-001 | \$ 69,202 | 1546222 | | | 6/23/08 |
| 2007 | IHFA | HF-07-001 | \$ 46,303 | 1514432 | 3/31/08 | | 3/31/08 |
| 2007 | IHFA | HF-07-001 | \$ 76,723 | 1515057 | 3/31/08 | | 3/31/08 |
| 2007 | IHFA | HFA-007-001 | \$ 15,666 | 1499949 | | | 2/28/08 |
| 2007 | IHFA | HFA-007-01 | \$ 17,950 | 1506057 | 3/17/08 | 3/18/08 | 3/20/08 |
| 2007 | IHFA | HFA-007-01 | \$ 113,562 | 1509673 | 3/18/08 | 3/19/08 | 3/20/08 |
| 2007 | IHFA | HFA-007-01 | \$ 9,095 | 1513941 | 3/27/08 | 3/28/08 | 3/31/08 |
| 2007 | IHFA | HFA-07 | \$ 2,800 | 1524062 | 4/28/08 | 4/29/08 | 5/1/08 |
| 2007 | IHFA | HFA-07 | \$ 32,373 | 1527591 | 4/29/08 | 4/30/08 | 5/1/08 |
| 2007 | IHFA | HFA-07 | \$ 12,665 | 1535808 | 5/19/08 | 5/29/08 | 6/2/08 |
| 2007 | IHFA | HFA-07 | \$ 4,660 | 1535855 | 5/19/08 | 5/29/08 | 6/2/08 |
| 2007 | IHFA | HFA-07 | \$ 24,623 | 1535859 | 5/19/08 | 5/29/08 | 6/2/08 |
| 2007 | IHFA | HFA-07 | \$ 3,500 | 1535863 | 5/19/08 | 5/29/08 | 6/2/08 |
| 2007 | IHFA | HFA-07 | \$ 100,528 | 1538937 | 5/23/08 | 5/28/08 | 6/2/08 |
| 2007 | IHFA | HFA-07 | \$ 15,500 | 1538949 | 5/23/08 | 5/28/08 | 6/2/08 |
| 2007 | IHFA | HFA-07 | \$ 40,312 | 1538951 | 5/23/08 | 5/28/08 | 6/2/08 |
| 2007 | IHFA | HFA-07 | \$ 3,500 | 1518618 | | | 4/8/08 |
| 2007 | IHFA | HFA-07 | \$ 2,654 | 1530886 | | | 5/28/08 |
| 2007 | IHFA | HFA-07 | \$ 5,888 | 1530889 | | | 5/28/08 |
| 2007 | IHFA | HFA-07 | \$ 1,825 | 1533197 | | | 5/28/08 |
| 2007 | IHFA | HFA-07 | \$ 20,565 | 1533201 | | | 5/28/08 |
| 2007 | IHFA | HFA-07 | \$ 2,833 | 1546223 | | | 6/23/08 |
| 2007 | CITY OF PRINCETON | ID-07-001 | \$ 1,000 | 23563 | 5/2/08 | 5/5/08 | 5/12/08 |
| 2007 | CITY OF PRINCETON | ID-07-001 | \$ 17,000 | 23564 | 5/2/08 | 5/5/08 | 5/12/08 |
| 2007 | CITY OF PRINCETON | ID-07-001 | \$ 1,000 | 23565 | 5/2/08 | 5/5/08 | 5/12/08 |
| 2007 | CITY OF PRINCETON | ID-07-001 | \$ 1,000 | 23563 | 6/3/08 | 6/5/08 | 6/18/08 |
| 2007 | CITY OF PRINCETON | ID-07-001 | \$ 7,000 | 23564 | 6/3/08 | 6/5/08 | 6/18/08 |
| Total | | | \$ 32,220,704 | | | | |

PRO1_text
 U. S. DEPARTMENT OF HOUSING AND URBAN DEVELOPMENT
 OFFICE OF COMMUNITY PLANNING AND DEVELOPMENT
 INTEGRATED DISBURSEMENT AND INFORMATION SYSTEM
 HUD GRANTS AND PROGRAM INCOME
 INDIANA

| PGM | FUND TYPE | GRANT NUMBER | AUTHORIZED AMOUNT | SUBALLOCATED AMOUNT | COMMITTED TO ACTIVITIES | NET DRAWN AMOUNT | AVAILABLE TO COMMIT | AVAILABLE TO DRAW | | |
|----------------|--------------|----------------|-------------------|---------------------|-------------------------|------------------|---------------------|-------------------|---------------|---------------|
| CDBG | EN | B-83-DC-180001 | 29,363,647.18 | 0.00 | 29,363,647.18 | 29,363,647.18 | 0.00 | 0.00 | | |
| | | B-84-DC-180001 | 28,295,899.55 | 0.00 | 28,295,899.55 | 28,295,899.55 | 0.00 | 0.00 | | |
| | | B-85-DC-180001 | 28,663,744.60 | 0.00 | 28,663,744.60 | 28,663,744.60 | 0.00 | 0.00 | | |
| | | B-86-DC-180001 | 24,677,970.48 | 0.00 | 24,677,970.48 | 24,677,970.48 | 0.00 | 0.00 | | |
| | | B-87-DC-180001 | 25,201,000.00 | 0.00 | 25,201,000.00 | 25,201,000.00 | 0.00 | 0.00 | | |
| | | B-88-DC-180001 | 24,249,290.83 | 0.00 | 24,249,290.83 | 24,249,290.83 | 0.00 | 0.00 | | |
| | | B-89-DC-180001 | 25,309,000.00 | 0.00 | 25,309,000.00 | 25,309,000.00 | 0.00 | 0.00 | | |
| | | B-90-DC-180001 | 20,481,500.01 | 0.00 | 20,481,500.01 | 20,481,500.01 | 0.00 | 0.00 | | |
| | | B-91-DC-180001 | 24,362,000.00 | 0.00 | 24,362,000.00 | 24,362,000.00 | 0.00 | 0.00 | | |
| | | B-92-DC-180001 | 29,114,223.68 | 0.00 | 29,114,223.68 | 29,114,223.68 | 0.00 | 0.00 | | |
| | | B-93-DC-180001 | 33,662,000.00 | 0.00 | 33,662,000.00 | 33,662,000.00 | 0.00 | 0.00 | | |
| | | B-94-DC-180001 | 37,401,000.00 | 0.00 | 37,401,000.00 | 37,401,000.00 | 0.00 | 0.00 | | |
| | | B-95-DC-180001 | 37,955,000.00 | 0.00 | 37,955,000.00 | 37,955,000.00 | 0.00 | 0.00 | | |
| | | B-96-DC-180001 | 37,152,000.00 | 0.00 | 37,152,000.00 | 37,152,000.00 | 0.00 | 0.00 | | |
| | | B-97-DC-180001 | 36,745,000.00 | 0.00 | 36,745,000.00 | 36,745,000.00 | 0.00 | 0.00 | | |
| | | B-98-DC-180001 | 34,377,981.23 | 0.00 | 34,377,981.23 | 34,377,981.23 | 0.00 | 0.00 | | |
| | | B-99-DC-180001 | 36,484,000.00 | 9,676,818.98 | 26,807,181.02 | 26,807,181.02 | 0.00 | 0.00 | | |
| | | B-00-DC-180001 | 36,609,000.00 | 5,128,581.09 | 31,480,418.91 | 31,480,418.91 | 0.00 | 0.00 | | |
| | | B-01-DC-180001 | 38,130,000.00 | 5,000,000.00 | 33,130,000.00 | 33,130,000.00 | 0.00 | 0.00 | | |
| | | B-02-DC-180001 | 37,879,000.00 | 5,000,000.00 | 32,879,000.00 | 32,879,000.00 | 0.00 | 0.00 | | |
| | | B-03-DC-180001 | 38,019,000.00 | 5,000,000.00 | 33,019,000.00 | 33,019,000.00 | 0.00 | 0.00 | | |
| | | B-04-DC-180001 | 36,847,940.00 | 5,000,000.00 | 31,847,940.00 | 31,847,940.00 | 0.00 | 0.00 | | |
| | | B-05-DC-180001 | 34,933,351.00 | 5,000,000.00 | 29,933,351.00 | 29,933,351.00 | 0.00 | 0.00 | | |
| | | B-06-DC-180001 | 31,543,515.00 | 4,510,720.00 | 27,032,795.00 | 25,965,874.27 | 0.00 | 1,066,920.73 | | |
| | | B-07-DC-180001 | 31,790,913.00 | 4,291,773.00 | 7,319,302.57 | 0.00 | 20,179,837.43 | 27,499,140.00 | | |
| | | B-08-DC-180001 | 30,866,525.00 | 0.00 | 0.00 | 0.00 | 30,866,525.00 | 30,866,525.00 | | |
| | | | | | 830,114,501.56 | 48,607,893.07 | 730,460,246.06 | 722,074,022.76 | 51,046,362.43 | 59,432,585.73 |
| | | CDBG | PI | B-99-DC-180001 | 143,313.65 | 0.00 | 143,313.65 | 143,313.65 | 0.00 | 0.00 |
| B-01-DC-180001 | 205,843.00 | | | 0.00 | 205,843.00 | 205,843.00 | 0.00 | 0.00 | | |
| B-03-DC-180001 | 2,208,109.02 | | | 0.00 | 2,208,109.02 | 2,208,109.02 | 0.00 | 0.00 | | |
| B-04-DC-180001 | 161,780.18 | | | 0.00 | 161,780.18 | 161,780.18 | 0.00 | 0.00 | | |
| B-05-DC-180001 | 91,222.41 | | | 0.00 | 91,222.41 | 91,222.41 | 0.00 | 0.00 | | |
| B-06-DC-180001 | 50,266.57 | | | 0.00 | 50,266.57 | 50,266.57 | 0.00 | 0.00 | | |
| B-07-DC-180001 | 1,871,456.93 | | | 0.00 | 1,813,947.91 | 1,809,096.99 | 57,509.02 | 62,359.94 | | |
| | | | | 4,731,991.76 | 0.00 | 4,674,482.74 | 4,669,631.82 | 57,509.02 | 62,359.94 | |
| CDBG | SU | B-99-DC-180001 | 9,676,818.98 | 9,676,818.98 | 0.00 | 0.00 | 0.00 | 0.00 | | |
| | | B-00-DC-180001 | 5,128,581.09 | 5,128,581.09 | 0.00 | 0.00 | 0.00 | 0.00 | | |
| | | B-01-DC-180001 | 5,000,000.00 | 5,000,000.00 | 0.00 | 0.00 | 0.00 | 0.00 | | |
| | | B-02-DC-180001 | 5,000,000.00 | 5,000,000.00 | 0.00 | 0.00 | 0.00 | 0.00 | | |
| | | B-03-DC-180001 | 5,000,000.00 | 5,000,000.00 | 0.00 | 0.00 | 0.00 | 0.00 | | |
| B-04-DC-180001 | 5,000,000.00 | 5,000,000.00 | 0.00 | 0.00 | 0.00 | 0.00 | | | | |

PRO1_text
 U. S. DEPARTMENT OF HOUSING AND URBAN DEVELOPMENT
 OFFICE OF COMMUNITY PLANNING AND DEVELOPMENT
 INTEGRATED DISBURSEMENT AND INFORMATION SYSTEM
 HUD GRANTS AND PROGRAM INCOME
 INDIANA

| PGM | FUND TYPE | GRANT NUMBER | AUTHORIZED AMOUNT | SUBALLOCATED AMOUNT | COMMITTED TO ACTIVITIES | NET DRAWN AMOUNT | AVAILABLE TO COMMIT | AVAILABLE TO DRAW |
|------|-----------|----------------|-------------------|---------------------|-------------------------|------------------|---------------------|-------------------|
| | | B-05-DC-180001 | 5,000,000.00 | 5,000,000.00 | 0.00 | 0.00 | 0.00 | 0.00 |
| | | B-06-DC-180001 | 4,510,720.00 | 4,510,720.00 | 0.00 | 0.00 | 0.00 | 0.00 |
| | | B-07-DC-180001 | 4,291,773.00 | 4,291,773.00 | 0.00 | 0.00 | 0.00 | 0.00 |
| | | | 48,607,893.07 | 48,607,893.07 | 0.00 | 0.00 | 0.00 | 0.00 |
| ESG | EN | S-90-DC-180001 | 823,000.00 | 0.00 | 823,000.00 | 823,000.00 | 0.00 | 0.00 |
| | | S-91-DC-180001 | 817,000.00 | 0.00 | 817,000.00 | 817,000.00 | 0.00 | 0.00 |
| | | S-92-DC-180001 | 817,000.00 | 0.00 | 817,000.00 | 817,000.00 | 0.00 | 0.00 |
| | | S-93-DC-180001 | 588,000.00 | 0.00 | 588,000.00 | 588,000.00 | 0.00 | 0.00 |
| | | S-94-DC-180001 | 1,353,000.00 | 0.00 | 1,353,000.00 | 1,353,000.00 | 0.00 | 0.00 |
| | | S-95-DC-180001 | 1,847,000.00 | 0.00 | 1,847,000.00 | 1,847,000.00 | 0.00 | 0.00 |
| | | S-96-DC-180001 | 1,305,000.00 | 0.00 | 1,305,000.00 | 1,305,000.00 | 0.00 | 0.00 |
| | | S-97-DC-180001 | 1,306,000.00 | 0.00 | 1,306,000.00 | 1,306,000.00 | 0.00 | 0.00 |
| | | S-98-DC-180001 | 1,898,000.00 | 0.00 | 1,898,000.00 | 1,898,000.00 | 0.00 | 0.00 |
| | | S-99-DC-180001 | 1,739,000.00 | 0.00 | 1,739,000.00 | 1,739,000.00 | 0.00 | 0.00 |
| | | S-00-DC-180001 | 1,741,000.00 | 0.00 | 1,741,000.00 | 1,741,000.00 | 0.00 | 0.00 |
| | | S-01-DC-180001 | 1,743,000.00 | 0.00 | 1,743,000.00 | 1,743,000.00 | 0.00 | 0.00 |
| | | S-02-DC-180001 | 1,747,000.00 | 0.00 | 1,747,000.00 | 1,747,000.00 | 0.00 | 0.00 |
| | | S-03-DC-180001 | 1,736,000.00 | 0.00 | 1,736,000.00 | 1,736,000.00 | 0.00 | 0.00 |
| | | S-04-DC-180001 | 1,847,372.00 | 0.00 | 1,847,372.00 | 1,847,372.00 | 0.00 | 0.00 |
| | | S-05-DC-180001 | 1,890,425.00 | 0.00 | 1,890,425.00 | 1,890,425.00 | 0.00 | 0.00 |
| | | S-06-DC-180001 | 1,892,729.00 | 0.00 | 1,892,729.00 | 1,892,729.00 | 0.00 | 0.00 |
| | | S-07-DC-180001 | 1,916,143.00 | 0.00 | 1,916,143.00 | 1,851,269.76 | 0.00 | 64,873.24 |
| | | S-08-DC-180001 | 1,925,813.00 | 0.00 | 1,327,621.80 | 0.00 | 598,191.20 | 1,925,813.00 |
| | | | 28,932,482.00 | 0.00 | 28,334,290.80 | 26,941,795.76 | 598,191.20 | 1,990,686.24 |
| HOME | EN | M-92-SG-180100 | 12,113,000.00 | 8,798,761.49 | 3,314,238.51 | 3,314,238.51 | 0.00 | 0.00 |
| | | M-93-SG-180100 | 8,625,000.00 | 6,765,749.79 | 1,859,250.21 | 1,859,250.21 | 0.00 | 0.00 |
| | | M-94-SG-180100 | 9,962,000.00 | 7,483,264.21 | 2,478,735.79 | 2,478,735.79 | 0.00 | 0.00 |
| | | M-95-SG-180100 | 11,701,000.00 | 8,229,204.61 | 3,471,795.39 | 3,471,795.39 | 0.00 | 0.00 |
| | | M-96-SG-180100 | 11,920,000.00 | 7,308,783.58 | 4,611,216.42 | 4,611,216.42 | 0.00 | 0.00 |
| | | M-97-SG-180100 | 11,169,000.00 | 7,914,736.92 | 3,254,263.08 | 3,211,835.81 | 0.00 | 42,427.27 |
| | | M-98-SG-180100 | 12,545,000.00 | 9,779,062.35 | 2,320,285.16 | 2,345,862.43 | 445,652.49 | 420,075.22 |
| | | M-99-SG-180100 | 13,725,000.00 | 13,725,000.00 | 0.00 | -6,000.00 | 0.00 | 6,000.00 |
| | | M-00-SG-180100 | 14,132,000.00 | 14,132,000.00 | 0.00 | 0.00 | 0.00 | 0.00 |
| | | M-01-SG-180100 | 16,122,000.00 | 16,122,000.00 | 0.00 | 0.00 | 0.00 | 0.00 |
| | | M-02-SG-180100 | 16,447,000.00 | 16,447,000.00 | 0.00 | 0.00 | 0.00 | 0.00 |
| | | M-03-SG-180100 | 16,562,078.00 | 16,562,078.00 | 0.00 | 0.00 | 0.00 | 0.00 |
| | | M-04-SG-180100 | 18,660,668.00 | 18,660,668.00 | 0.00 | 0.00 | 0.00 | 0.00 |
| | | M-05-SG-180100 | 16,954,640.00 | 16,954,640.00 | 0.00 | 0.00 | 0.00 | 0.00 |
| | | M-06-SG-180100 | 15,818,298.00 | 15,818,298.00 | 0.00 | 0.00 | 0.00 | 0.00 |
| | | M-07-SG-180100 | 15,835,989.00 | 9,726,573.35 | 0.00 | 0.00 | 6,109,415.65 | 6,109,415.65 |
| | | M-08-SG-180100 | 15,140,034.00 | 3,753,041.75 | 0.00 | 0.00 | 11,386,992.25 | 11,386,992.25 |

PR01_text
 U. S. DEPARTMENT OF HOUSING AND URBAN DEVELOPMENT
 OFFICE OF COMMUNITY PLANNING AND DEVELOPMENT
 INTEGRATED DISBURSEMENT AND INFORMATION SYSTEM
 HUD GRANTS AND PROGRAM INCOME
 INDIANA

| PGM | FUND TYPE | GRANT NUMBER | AUTHORIZED AMOUNT | SUBALLOCATED AMOUNT | COMMITTED TO ACTIVITIES | NET DRAWN AMOUNT | AVAILABLE TO COMMIT | AVAILABLE TO DRAW |
|---------|-----------|----------------|-------------------|---------------------|-------------------------|------------------|---------------------|-------------------|
| | | | 237,432,707.00 | 198,180,862.05 | 21,309,784.56 | 21,286,934.56 | 17,942,060.39 | 17,964,910.39 |
| HOME | PI | M-99-SG-180100 | 3,635,841.07 | 0.00 | 3,635,841.07 | 3,635,841.07 | 0.00 | 0.00 |
| | | M-00-SG-180100 | 708,915.00 | 0.00 | 708,915.00 | 708,915.00 | 0.00 | 0.00 |
| | | M-01-SG-180100 | 624,569.00 | 0.00 | 624,569.00 | 624,569.00 | 0.00 | 0.00 |
| | | M-02-SG-180100 | 508,553.85 | 0.00 | 508,553.85 | 508,553.85 | 0.00 | 0.00 |
| | | M-04-SG-180100 | 0.00 | 0.00 | 0.00 | 0.00 | 0.00 | 0.00 |
| | | M-07-SG-180100 | 122,162.20 | 0.00 | 122,162.20 | 122,162.20 | 0.00 | 0.00 |
| | | M-08-SG-180100 | 171,120.09 | 0.00 | 171,120.09 | 171,120.09 | 0.00 | 0.00 |
| | | | 5,771,161.21 | 0.00 | 5,771,161.21 | 5,771,161.21 | 0.00 | 0.00 |
| HOPWA | EN | I-N3-6H-94F033 | 780,384.36 | 0.00 | 780,384.36 | 780,384.36 | 0.00 | 0.00 |
| | | I-N3-6H-95F035 | 947,000.00 | 0.00 | 947,000.00 | 947,000.00 | 0.00 | 0.00 |
| | | I-N3-6H-96F041 | 452,000.00 | 0.00 | 452,000.00 | 452,000.00 | 0.00 | 0.00 |
| | | I-N3-6H-97F044 | 535,000.00 | 0.00 | 535,000.00 | 535,000.00 | 0.00 | 0.00 |
| | | I-N3-6H-98F999 | 577,000.00 | 0.00 | 577,000.00 | 577,000.00 | 0.00 | 0.00 |
| | | I-N3-6H-99F999 | 636,000.00 | 0.00 | 636,000.00 | 636,000.00 | 0.00 | 0.00 |
| | | I-NH-00-F999 | 654,000.00 | 0.00 | 654,000.00 | 654,000.00 | 0.00 | 0.00 |
| | | I-NH-01-F999 | 686,000.00 | 58,802.77 | 627,197.23 | 627,197.23 | 0.00 | 0.00 |
| | | I-NH-02-F999 | 751,000.00 | 69,925.62 | 681,074.38 | 681,074.38 | 0.00 | 0.00 |
| | | I-NH-03-F999 | 792,000.00 | 66,802.00 | 725,198.00 | 725,198.00 | 0.00 | 0.00 |
| | | I-NH-04-F999 | 836,000.00 | 155,632.73 | 680,367.27 | 680,367.27 | 0.00 | 0.00 |
| | | I-NH-05-F999 | 806,000.00 | 67,707.00 | 738,293.00 | 738,293.00 | 0.00 | 0.00 |
| | | I-NH-06-F999 | 818,000.00 | 64,370.00 | 753,630.00 | 753,630.00 | 0.00 | 0.00 |
| | | I-NH-07-F999 | 822,000.00 | 1,758.27 | 806,135.94 | 806,135.94 | 14,105.79 | 14,105.79 |
| | | I-NH-08-F999 | 863,000.00 | 0.00 | 0.00 | 0.00 | 863,000.00 | 863,000.00 |
| | | | 10,955,384.36 | 484,998.39 | 9,593,280.18 | 9,593,280.18 | 877,105.79 | 877,105.79 |
| HOPWA | AD | I-NH-01-F999 | 58,802.77 | 0.00 | 58,802.77 | 58,802.77 | 0.00 | 0.00 |
| | | I-NH-02-F999 | 69,925.62 | 0.00 | 69,925.62 | 69,925.62 | 0.00 | 0.00 |
| | | I-NH-03-F999 | 66,802.00 | 0.00 | 66,802.00 | 66,802.00 | 0.00 | 0.00 |
| | | I-NH-04-F999 | 155,632.73 | 0.00 | 155,632.73 | 155,632.73 | 0.00 | 0.00 |
| | | I-NH-05-F999 | 67,707.00 | 0.00 | 67,707.00 | 67,707.00 | 0.00 | 0.00 |
| | | I-NH-06-F999 | 64,370.00 | 0.00 | 54,060.40 | 51,060.40 | 10,309.60 | 13,309.60 |
| | | I-NH-07-F999 | 1,758.27 | 0.00 | 0.00 | 0.00 | 1,758.27 | 1,758.27 |
| | | | 484,998.39 | 0.00 | 472,930.52 | 469,930.52 | 12,067.87 | 15,067.87 |
| GRANTEE | TOTALS | | 1,117,938,227.89 | 295,881,646.58 | 800,616,176.07 | 790,806,756.81 | 70,533,296.70 | 80,342,715.96 |

PR23_text
 U. S. DEPARTMENT OF HOUSING AND URBAN DEVELOPMENT
 OFFICE OF COMMUNITY PLANNING AND DEVELOPMENT
 INTEGRATED DISBURSEMENT AND INFORMATION SYSTEM
 PROGRAM YEAR 2007 SUMMARY OF ACCOMPLISHMENTS
 INDIANA

COUNT OF CDBG ACTIVITIES WITH DISBURSEMENTS BY ACTIVITY GROUP & MATRIX CODE

| | UNDERWAY COUNT | ACTIVITIES \$ DISBURSED | COMPLETED COUNT | ACTIVITIES \$ DISBURSED | PROGRAM YEAR COUNT | TOTAL \$ DISBURSED |
|---|-------------------|----------------------------|--------------------|----------------------------|-----------------------|-----------------------|
| ACQUISITION/PROPERTY-RELATED | | | | | | |
| Acquisition (01) | 5 | 0.00 | 1 | 0.00 | 6 | 0.00 |
| Disposition (02) | 0 | 0.00 | 0 | 0.00 | 0 | 0.00 |
| Clearance and Demolition (04) | 0 | 0.00 | 0 | 0.00 | 0 | 0.00 |
| Cleanup of Contaminated Sites/Brownfields (04A) | 1 | 485,599.00 | 1 | 157,006.00 | 2 | 642,605.00 |
| Relocation (08) | 0 | 0.00 | 0 | 0.00 | 0 | 0.00 |
| | 6 | 485,599.00 | 2 | 157,006.00 | 8 | 642,605.00 |
| ECONOMIC DEVELOPMENT | | | | | | |
| Rehab: Publicly/Privately Owned C/I (14E) | 0 | 0.00 | 0 | 0.00 | 0 | 0.00 |
| C/I Land Acquisition/Disposition (17A) | 0 | 0.00 | 0 | 0.00 | 0 | 0.00 |
| C/I Infrastructure Development (17B) | 0 | 0.00 | 0 | 0.00 | 0 | 0.00 |
| C/I Building Acquisition, Construction, Rehab (17C) | 0 | 0.00 | 0 | 0.00 | 0 | 0.00 |
| Other C/I Improvements (17D) | 0 | 0.00 | 0 | 0.00 | 0 | 0.00 |
| ED Direct Financial Assistance to For-Profits (18A) | 0 | 0.00 | 0 | 0.00 | 0 | 0.00 |
| ED Direct Technical Assistance (18B) | 0 | 0.00 | 1 | 0.00 | 1 | 0.00 |
| Micro-Enterprise Assistance (18C) | 0 | 0.00 | 0 | 0.00 | 0 | 0.00 |
| | 0 | 0.00 | 1 | 0.00 | 1 | 0.00 |
| HOUSING | | | | | | |
| Loss of Rental Income (09) | 0 | 0.00 | 0 | 0.00 | 0 | 0.00 |
| Construction of Housing (12) | 0 | 0.00 | 0 | 0.00 | 0 | 0.00 |
| Direct Homeownership Assistance (13) | 0 | 0.00 | 0 | 0.00 | 0 | 0.00 |
| Rehab: Single-Unit Residential (14A) | 36 | 1,198,471.70 | 25 | 2,403,975.94 | 61 | 3,602,447.64 |
| Rehab: Multi-Unit Residential (14B) | 0 | 0.00 | 1 | 144,125.44 | 1 | 144,125.44 |
| Public Housing Modernization (14C) | 0 | 0.00 | 0 | 0.00 | 0 | 0.00 |
| Rehab: Other Publicly Owned Residential Buildings (14D) | 0 | 0.00 | 0 | 0.00 | 0 | 0.00 |
| Energy Efficiency Improvements (14F) | 0 | 0.00 | 0 | 0.00 | 0 | 0.00 |
| Acquisition for Rehab (14G) | 0 | 0.00 | 0 | 0.00 | 0 | 0.00 |
| Rehab Administration (14H) | 0 | 0.00 | 0 | 0.00 | 0 | 0.00 |
| Lead-Based Paint/Lead Hazard Test/Abatement (14I) | 0 | 0.00 | 0 | 0.00 | 0 | 0.00 |
| Code Enforcement (15) | 0 | 0.00 | 0 | 0.00 | 0 | 0.00 |
| Residential Historic Preservation (16A) | 0 | 0.00 | 0 | 0.00 | 0 | 0.00 |
| CDBG Operation and Repair of Foreclosed Property (19E) | 0 | 0.00 | 0 | 0.00 | 0 | 0.00 |
| | 36 | 1,198,471.70 | 26 | 2,548,101.38 | 62 | 3,746,573.08 |
| PUBLIC FACILITIES/IMPROVEMENTS | | | | | | |
| Public Facilities and Improvements - General (03) | 20 | 3,269,312.50 | 24 | 2,363,360.29 | 44 | 5,632,672.79 |
| Senior Centers (03A) | 3 | 1,051,882.34 | 4 | 221,080.93 | 7 | 1,272,963.27 |
| Centers for the Disabled/Handicapped (03B) | 1 | 248,065.02 | 0 | 0.00 | 1 | 248,065.02 |
| Homeless Facilities - Not Operating Costs (03C) | 0 | 0.00 | 0 | 0.00 | 0 | 0.00 |

PR23_text
 U. S. DEPARTMENT OF HOUSING AND URBAN DEVELOPMENT
 OFFICE OF COMMUNITY PLANNING AND DEVELOPMENT
 INTEGRATED DISBURSEMENT AND INFORMATION SYSTEM
 PROGRAM YEAR 2007 SUMMARY OF ACCOMPLISHMENTS
 INDIANA

COUNT OF CDBG ACTIVITIES WITH DISBURSEMENTS BY ACTIVITY GROUP & MATRIX CODE

| | UNDERWAY COUNT | ACTIVITIES \$ DISBURSED | COMPLETED COUNT | ACTIVITIES \$ DISBURSED | PROGRAM YEAR TOTAL COUNT | PROGRAM YEAR TOTAL \$ DISBURSED |
|--|-------------------|----------------------------|--------------------|----------------------------|-----------------------------|------------------------------------|
| PUBLIC FACILITIES/IMPROVEMENTS (continued) | | | | | | |
| Youth Centers/Facilities (03D) | 1 | 350,385.00 | 1 | 0.00 | 2 | 350,385.00 |
| Neighborhood Facilities (03E) | 4 | 921,939.63 | 3 | 98,722.41 | 7 | 1,020,662.04 |
| Parks and Recreational Facilities (03F) | 0 | 0.00 | 1 | 0.00 | 1 | 0.00 |
| Parking Facilities (03G) | 0 | 0.00 | 0 | 0.00 | 0 | 0.00 |
| Solid Waste Disposal Facilities (03H) | 20 | 3,388,877.02 | 11 | 800,461.34 | 31 | 4,189,338.36 |
| Flood and Drainage Facilities (03I) | 9 | 1,402,556.11 | 10 | 715,816.40 | 19 | 2,118,372.51 |
| Water/Sewer Improvements (03J) | 40 | 7,256,779.87 | 29 | 1,324,395.95 | 69 | 8,581,175.82 |
| Street Improvements (03K) | 3 | 209,675.01 | 1 | 0.00 | 4 | 209,675.01 |
| Sidewalks (03L) | 0 | 0.00 | 0 | 0.00 | 0 | 0.00 |
| Child Care Centers/Facilities for Children (03M) | 1 | 0.00 | 0 | 0.00 | 1 | 0.00 |
| Tree Planting (03N) | 0 | 0.00 | 0 | 0.00 | 0 | 0.00 |
| Fire Stations/Equipment (03O) | 9 | 1,402,691.08 | 13 | 389,221.99 | 22 | 1,791,913.07 |
| Health Facilities (03P) | 0 | 0.00 | 1 | 0.00 | 1 | 0.00 |
| Facilities for Abused and Neglected Children (03Q) | 0 | 0.00 | 0 | 0.00 | 0 | 0.00 |
| Asbestos Removal (03R) | 0 | 0.00 | 0 | 0.00 | 0 | 0.00 |
| Facilities for AIDS Patients - Not Operating Costs (03S) | 0 | 0.00 | 0 | 0.00 | 0 | 0.00 |
| Removal of Architectural Barriers (10) | 0 | 0.00 | 0 | 0.00 | 0 | 0.00 |
| Non-Residential Historic Preservation (16B) | 3 | 1,153,308.24 | 2 | 0.00 | 5 | 1,153,308.24 |
| | 114 | 20,655,471.82 | 100 | 5,913,059.31 | 214 | 26,568,531.13 |
| PUBLIC SERVICES | | | | | | |
| Operating Costs of Homeless/AIDS Patients Programs (03T) | 0 | 0.00 | 0 | 0.00 | 0 | 0.00 |
| Public Services - General (05) | 0 | 0.00 | 1 | 33,000.00 | 1 | 33,000.00 |
| Senior Services (05A) | 0 | 0.00 | 0 | 0.00 | 0 | 0.00 |
| Services for the Disabled (05B) | 0 | 0.00 | 0 | 0.00 | 0 | 0.00 |
| Legal Services (05C) | 0 | 0.00 | 0 | 0.00 | 0 | 0.00 |
| Youth Services (05D) | 0 | 0.00 | 0 | 0.00 | 0 | 0.00 |
| Transportation Services (05E) | 1 | 137,055.10 | 0 | 0.00 | 1 | 137,055.10 |
| Substance Abuse Services (05F) | 0 | 0.00 | 0 | 0.00 | 0 | 0.00 |
| Battered and Abused Spouses (05G) | 0 | 0.00 | 0 | 0.00 | 0 | 0.00 |
| Employment Training (05H) | 0 | 0.00 | 0 | 0.00 | 0 | 0.00 |
| Crime Awareness/Prevention (05I) | 0 | 0.00 | 0 | 0.00 | 0 | 0.00 |
| Fair Housing Activities (05J) | 0 | 0.00 | 0 | 0.00 | 0 | 0.00 |
| Tenant/Landlord Counseling (05K) | 0 | 0.00 | 0 | 0.00 | 0 | 0.00 |
| Child Care Services (05L) | 0 | 0.00 | 0 | 0.00 | 0 | 0.00 |
| Health Services (05M) | 0 | 0.00 | 0 | 0.00 | 0 | 0.00 |
| Abused and Neglected Children (05N) | 0 | 0.00 | 0 | 0.00 | 0 | 0.00 |
| Mental Health Services (05O) | 0 | 0.00 | 0 | 0.00 | 0 | 0.00 |
| Screening for Lead-Based Paint/Hazards/Poisoning (05P) | 0 | 0.00 | 0 | 0.00 | 0 | 0.00 |
| Subsistence Payments (05Q) | 0 | 0.00 | 0 | 0.00 | 0 | 0.00 |

PR23_text
 U. S. DEPARTMENT OF HOUSING AND URBAN DEVELOPMENT
 OFFICE OF COMMUNITY PLANNING AND DEVELOPMENT
 INTEGRATED DISBURSEMENT AND INFORMATION SYSTEM
 PROGRAM YEAR 2007 SUMMARY OF ACCOMPLISHMENTS
 INDIANA

COUNT OF CDBG ACTIVITIES WITH DISBURSEMENTS BY ACTIVITY GROUP & MATRIX CODE

| | UNDERWAY COUNT | ACTIVITIES \$ DISBURSED | COMPLETED COUNT | ACTIVITIES \$ DISBURSED | PROGRAM YEAR TOTAL COUNT | PROGRAM YEAR TOTAL \$ DISBURSED |
|--|-------------------|----------------------------|--------------------|----------------------------|-----------------------------|------------------------------------|
| PUBLIC SERVICES (continued) | | | | | | |
| Homeownership Assistance - Not Direct (05R) | 0 | 0.00 | 0 | 0.00 | 0 | 0.00 |
| Rental Housing Subsidies - HOME TBRA (05S) | 0 | 0.00 | 0 | 0.00 | 0 | 0.00 |
| Security Deposits (05T) | 0 | 0.00 | 0 | 0.00 | 0 | 0.00 |
| Homebuyer Counseling (05U) | 0 | 0.00 | 0 | 0.00 | 0 | 0.00 |
| | ----- | ----- | ----- | ----- | ----- | ----- |
| | 1 | 137,055.10 | 1 | 33,000.00 | 2 | 170,055.10 |
| PLANNING/ADMINISTRATIVE | | | | | | |
| HOME Adm/Planning Costs of PJ -not part of 5% Adm cap(19A) | 0 | 0.00 | 0 | 0.00 | 0 | 0.00 |
| HOME CHDO Operating Costs - not part of 5% Admin cap (19B) | 0 | 0.00 | 0 | 0.00 | 0 | 0.00 |
| Planning (20) | 90 | 773,269.85 | 78 | 899,860.21 | 168 | 1,673,130.06 |
| General Program Administration (21A) | 146 | 1,182,198.49 | 70 | 221,947.13 | 216 | 1,404,145.62 |
| Indirect Costs (21B) | 0 | 0.00 | 0 | 0.00 | 0 | 0.00 |
| Public Information (21C) | 0 | 0.00 | 0 | 0.00 | 0 | 0.00 |
| Fair Housing Activities - subject to 20% Admin cap (21D) | 0 | 0.00 | 0 | 0.00 | 0 | 0.00 |
| Submissions or Applications for Federal Programs (21E) | 0 | 0.00 | 0 | 0.00 | 0 | 0.00 |
| HOME Rental Subsidy Payments - subject to 5% cap (21F) | 0 | 0.00 | 0 | 0.00 | 0 | 0.00 |
| HOME Security Deposits - subject to 5% cap (21G) | 0 | 0.00 | 0 | 0.00 | 0 | 0.00 |
| HOME Admin/Planning Costs of PJ - subject to 5% cap (21H) | 0 | 0.00 | 0 | 0.00 | 0 | 0.00 |
| HOME CHDO Operating Expenses - subject to 5% cap (21I) | 0 | 0.00 | 0 | 0.00 | 0 | 0.00 |
| | ----- | ----- | ----- | ----- | ----- | ----- |
| | 236 | 1,955,468.34 | 148 | 1,121,807.34 | 384 | 3,077,275.68 |

IDIS - C04PR23

U. S. DEPARTMENT OF HOUSING AND URBAN DEVELOPMENT
 OFFICE OF COMMUNITY PLANNING AND DEVELOPMENT
 INTEGRATED DISBURSEMENT AND INFORMATION SYSTEM
 PROGRAM YEAR 2007 SUMMARY OF ACCOMPLISHMENTS
 INDIANA

DATE: 08-28-08

TIME: 09:29

PAGE: 4

COUNT OF CDBG ACTIVITIES WITH DISBURSEMENTS BY ACTIVITY GROUP & MATRIX CODE

| | UNDERWAY COUNT | ACTIVITIES \$ DISBURSED | COMPLETED COUNT | ACTIVITIES \$ DISBURSED | PROGRAM COUNT | YEAR TOTAL \$ DISBURSED |
|---|-------------------|----------------------------|--------------------|----------------------------|------------------|----------------------------|
| OTHER | | | | | | |
| Interim Assistance (06) | 0 | 0.00 | 0 | 0.00 | 0 | 0.00 |
| Urban Renewal Completion (07) | 0 | 0.00 | 0 | 0.00 | 0 | 0.00 |
| Privately Owned Utilities (11) | 0 | 0.00 | 0 | 0.00 | 0 | 0.00 |
| CDBG Non-Profit Organization Capacity Building (19C) | 0 | 0.00 | 0 | 0.00 | 0 | 0.00 |
| CDBG Assistance to Institutes of Higher Education (19D) | 0 | 0.00 | 0 | 0.00 | 0 | 0.00 |
| Planned Repayment of Section 108 Loan Principal (19F) | 0 | 0.00 | 0 | 0.00 | 0 | 0.00 |
| Unplanned Repayment of Section 108 Loan Principal (19G) | 0 | 0.00 | 0 | 0.00 | 0 | 0.00 |
| State CDBG Technical Assistance to Grantees (19H) | 1 | 15,195.00 | 0 | 0.00 | 1 | 15,195.00 |
| Unprogrammed Funds (22) | 0 | 0.00 | 0 | 0.00 | 0 | 0.00 |
| HOPWA (31) | 0 | 0.00 | 0 | 0.00 | 0 | 0.00 |
| HOPWA Grantee Activity (31A) | 0 | 0.00 | 0 | 0.00 | 0 | 0.00 |
| HOPWA Grantee Administration (31B) | 0 | 0.00 | 0 | 0.00 | 0 | 0.00 |
| HOPWA Project Sponsor Activity (31C) | 0 | 0.00 | 0 | 0.00 | 0 | 0.00 |
| HOPWA Project Sponsor Administration (31D) | 0 | 0.00 | 0 | 0.00 | 0 | 0.00 |
| | ----- | | ----- | | ----- | |
| | 1 | 15,195.00 | 0 | 0.00 | 1 | 15,195.00 |
| TOTALS | 394 | 24,447,260.96 | 278 | 9,772,974.03 | 672 | 34,220,234.99 |

IDIS - C04PR23

U. S. DEPARTMENT OF HOUSING AND URBAN DEVELOPMENT
OFFICE OF COMMUNITY PLANNING AND DEVELOPMENT
INTEGRATED DISBURSEMENT AND INFORMATION SYSTEM
PROGRAM YEAR 2007 SUMMARY OF ACCOMPLISHMENTS
INDIANA

DATE: 08-28-08
TIME: 09:29
PAGE: 5

CDBG SUM OF ACTUAL ACCOMPLISHMENTS FROM THE C04MA04 SCREEN BY ACTIVITY GROUP AND ACCOMPLISHMENT TYPE

| | UNDERWAY ACTIVITIES | COMPLETED ACTIVITIES | TOTAL ACTIVITIES |
|---|------------------------|-------------------------|---------------------|
| ACQUISITION/PROPERTY-RELATED | | | |
| Acquisition (01) | | | |
| Persons | 0 | 3,230 | 3,230 |
| Cleanup of Contaminated Sites/Brownfields (04A) | | | |
| Businesses | 0 | 1 | 1 |
| ECONOMIC DEVELOPMENT | | | |
| ED Direct Technical Assistance (18B) | | | |
| Jobs | 0 | 424 | 424 |
| HOUSING | | | |
| Rehab: Single-Unit Residential (14A) | | | |
| Housing Units | 0 | 249 | 249 |
| Rehab: Multi-Unit Residential (14B) | | | |
| Housing Units | 0 | 118 | 118 |
| CATEGORY TOTALS | ----- | ----- | ----- |
| Housing Units | 0 | 367 | 367 |
| PUBLIC FACILITIES/IMPROVEMENTS | | | |
| Public Facilities and Improvements - General (03) | | | |
| Persons | 0 | 95,404 | 95,404 |
| Senior Centers (03A) | | | |
| Persons | 0 | 3,160 | 3,160 |
| Youth Centers/Facilities (03D) | | | |
| Persons | 0 | 200 | 200 |
| Neighborhood Facilities (03E) | | | |
| Persons | 0 | 1,508 | 1,508 |
| Solid Waste Disposal Facilities (03H) | | | |
| Persons | 0 | 9,530 | 9,530 |
| Flood and Drainage Facilities (03I) | | | |
| Persons | 0 | 10,968 | 10,968 |
| Water/Sewer Improvements (03J) | | | |
| Persons | 1,047 | 29,853 | 30,900 |
| Street Improvements (03K) | | | |
| Persons | 0 | 4,872 | 4,872 |
| Fire Stations/Equipment (03O) | | | |
| Persons | 0 | 26,782 | 26,782 |
| Health Facilities (03P) | | | |
| Persons | 0 | 420 | 420 |
| Non-Residential Historic Preservation (16B) | | | |

IDIS - C04PR23

U. S. DEPARTMENT OF HOUSING AND URBAN DEVELOPMENT
 OFFICE OF COMMUNITY PLANNING AND DEVELOPMENT
 INTEGRATED DISBURSEMENT AND INFORMATION SYSTEM
 PROGRAM YEAR 2007 SUMMARY OF ACCOMPLISHMENTS
 INDIANA

DATE: 08-28-08
 TIME: 09:29
 PAGE: 6

CDBG SUM OF ACTUAL ACCOMPLISHMENTS FROM THE C04MA04 SCREEN BY ACTIVITY GROUP AND ACCOMPLISHMENT TYPE

| | UNDERWAY ACTIVITIES | COMPLETED ACTIVITIES | TOTAL ACTIVITIES |
|---|------------------------|-------------------------|---------------------|
| Organizations | 0 | 1 | 1 |
| CATEGORY TOTALS | ----- | ----- | ----- |
| Persons | 1,047 | 182,697 | 183,744 |
| Organizations | 0 | 1 | 1 |
| PUBLIC SERVICES | | | |
| Public Services - General (05) | | | |
| Persons | 0 | 16 | 16 |
| PLANNING/ADMINISTRATIVE | | | |
| OTHER | | | |
| TOTAL OF ACTUAL ACCOMPLISHMENTS FROM THE C04MA04 SCREEN | | | |
| Persons | 1,047 | 185,943 | 186,990 |
| Households | 0 | 0 | 0 |
| Housing Units | 0 | 367 | 367 |
| Public Facilities | 0 | 0 | 0 |
| Feet/Public Utilities | 0 | 0 | 0 |
| Organizations | 0 | 1 | 1 |
| Businesses | 0 | 1 | 1 |
| Jobs | 0 | 424 | 424 |
| Loans | 0 | 0 | 0 |

IDIS - C04PR23

U. S. DEPARTMENT OF HOUSING AND URBAN DEVELOPMENT
 OFFICE OF COMMUNITY PLANNING AND DEVELOPMENT
 INTEGRATED DISBURSEMENT AND INFORMATION SYSTEM
 PROGRAM YEAR 2007 SUMMARY OF ACCOMPLISHMENTS
 INDIANA

DATE: 08-28-08
 TIME: 09:29
 PAGE: 7

CDBG BENEFICIARIES BY RACIAL/ETHNIC CATEGORY

***** HOUSING *****

| | Persons | | Households | | Not Specified | |
|--|---------|-----------|------------|-----------|---------------|-----------|
| | Tot# | #Hispanic | Tot# | #Hispanic | Tot# | #Hispanic |
| WHITE: | 0 | 0 | 414 | 0 | 0 | 0 |
| BLACK/AFRICAN AMERICAN: | 0 | 0 | 2 | 0 | 0 | 0 |
| ASIAN: | 0 | 0 | 1 | 0 | 0 | 0 |
| AMERICAN INDIAN/ALASKAN NATIVE: | 0 | 0 | 7 | 0 | 0 | 0 |
| NATIVE HAWAIIAN/OTHER PACIFIC ISLANDER: | 0 | 0 | 0 | 0 | 0 | 0 |
| AMERICAN INDIAN/ALASKAN NATIVE & WHITE: | 0 | 0 | 0 | 0 | 0 | 0 |
| ASIAN & WHITE: | 0 | 0 | 0 | 0 | 0 | 0 |
| BLACK/AFRICAN AMERICAN & WHITE: | 0 | 0 | 0 | 0 | 0 | 0 |
| AM. INDIAN/ALASKAN NATIVE & BLACK/AFRICAN AM.: | 0 | 0 | 0 | 0 | 0 | 0 |
| OTHER MULTI-RACIAL: | 0 | 0 | 1 | 0 | 0 | 0 |
| TOTAL: | 0 | 0 | 425 | 0 | 0 | 0 |

***** NON-HOUSING *****

| | Persons | | Households | | Not Specified | |
|--|---------|-----------|------------|-----------|---------------|-----------|
| | Tot# | #Hispanic | Tot# | #Hispanic | Tot# | #Hispanic |
| WHITE: | 771,050 | 10,378 | 0 | 0 | 1,556 | 0 |
| BLACK/AFRICAN AMERICAN: | 7,271 | 440 | 0 | 0 | 0 | 0 |
| ASIAN: | 4,108 | 35 | 0 | 0 | 0 | 0 |
| AMERICAN INDIAN/ALASKAN NATIVE: | 2,029 | 68 | 0 | 0 | 6 | 0 |
| NATIVE HAWAIIAN/OTHER PACIFIC ISLANDER: | 227 | 17 | 0 | 0 | 0 | 0 |
| AMERICAN INDIAN/ALASKAN NATIVE & WHITE: | 1,526 | 42 | 0 | 0 | 28 | 0 |
| ASIAN & WHITE: | 761 | 14 | 0 | 0 | 0 | 0 |
| BLACK/AFRICAN AMERICAN & WHITE: | 862 | 18 | 0 | 0 | 1 | 0 |
| AM. INDIAN/ALASKAN NATIVE & BLACK/AFRICAN AM.: | 149 | 1 | 0 | 0 | 0 | 0 |
| OTHER MULTI-RACIAL: | 8,830 | 3,127 | 0 | 0 | 6 | 0 |
| TOTAL: | 796,813 | 14,140 | 0 | 0 | 1,597 | 0 |

IDIS - C04PR23

U. S. DEPARTMENT OF HOUSING AND URBAN DEVELOPMENT
 OFFICE OF COMMUNITY PLANNING AND DEVELOPMENT
 INTEGRATED DISBURSEMENT AND INFORMATION SYSTEM
 PROGRAM YEAR 2007 SUMMARY OF ACCOMPLISHMENTS
 INDIANA

DATE: 08-28-08
 TIME: 09:29
 PAGE: 8

***** TOTAL *****

| | Persons | | Households | | Not Specified | |
|--|---------|-----------|------------|-----------|---------------|-----------|
| | Tot# | #Hispanic | Tot# | #Hispanic | Tot# | #Hispanic |
| WHITE: | 771,050 | 10,378 | 414 | 0 | 1,556 | 0 |
| BLACK/AFRICAN AMERICAN: | 7,271 | 440 | 2 | 0 | 0 | 0 |
| ASIAN: | 4,108 | 35 | 1 | 0 | 0 | 0 |
| AMERICAN INDIAN/ALASKAN NATIVE: | 2,029 | 68 | 7 | 0 | 6 | 0 |
| NATIVE HAWAIIAN/OTHER PACIFIC ISLANDER: | 227 | 17 | 0 | 0 | 0 | 0 |
| AMERICAN INDIAN/ALASKAN NATIVE & WHITE: | 1,526 | 42 | 0 | 0 | 28 | 0 |
| ASIAN & WHITE: | 761 | 14 | 0 | 0 | 0 | 0 |
| BLACK/AFRICAN AMERICAN & WHITE: | 862 | 18 | 0 | 0 | 1 | 0 |
| AM. INDIAN/ALASKAN NATIVE & BLACK/AFRICAN AM.: | 149 | 1 | 0 | 0 | 0 | 0 |
| OTHER MULTI-RACIAL: | 8,830 | 3,127 | 1 | 0 | 6 | 0 |
| TOTAL: | 796,813 | 14,140 | 425 | 0 | 1,597 | 0 |

IDIS - C04PR23

U. S. DEPARTMENT OF HOUSING AND URBAN DEVELOPMENT
 OFFICE OF COMMUNITY PLANNING AND DEVELOPMENT
 INTEGRATED DISBURSEMENT AND INFORMATION SYSTEM
 PROGRAM YEAR 2007 SUMMARY OF ACCOMPLISHMENTS
 INDIANA

DATE: 08-28-08

TIME: 09: 29

PAGE: 9

CDBG BENEFICIARIES BY INCOME CATEGORY

| | EXTREMELY LOW <=30% | LOW >30% and <=50% | MOD >50% and <=80% | TOTAL LOW-MOD | NON LOW-MOD >80% | TOTAL BENEFICIARIES |
|----------------------------------|------------------------|-----------------------|-----------------------|---------------|---------------------|---------------------|
| HOUSING - OWNER OCCUPIED | | | | | | |
| Persons | 0 | 0 | 0 | 0 | 0 | 0 |
| Households | 95 | 126 | 78 | 299 | 8 | 307 |
| Not Specified | 0 | 0 | 0 | 0 | 0 | 0 |
| HOUSING - RENTAL OCCUPIED | | | | | | |
| Persons | 0 | 0 | 0 | 0 | 0 | 0 |
| Households | 56 | 40 | 22 | 118 | 0 | 118 |
| Not Specified | 0 | 0 | 0 | 0 | 0 | 0 |
| HOUSING - TOTAL* | | | | | | |
| Persons | 0 | 0 | 0 | 0 | 0 | 0 |
| Households | 151 | 166 | 100 | 417 | 8 | 425 |
| Not Specified | 0 | 0 | 0 | 0 | 0 | 0 |
| NON-HOUSING | | | | | | |
| Persons | 172 | 54 | 399,409 | 399,635 | 379,490 | 796,914 |
| Households | 0 | 0 | 0 | 0 | 0 | 0 |
| Not Specified | 0 | 0 | 956 | 956 | 641 | 1,597 |
| TOTAL | | | | | | |
| Persons | 172 | 54 | 399,409 | 399,635 | 379,490 | 796,914 |
| Households | 151 | 166 | 100 | 417 | 8 | 425 |
| Not Specified | 0 | 0 | 956 | 956 | 641 | 1,597 |

* Note: If "HOUSING - TOTAL" does not equal the sum of "HOUSING - OWNER OCCUPIED" and "HOUSING - RENTAL OCCUPIED", it is due to the combination of data by income category captured with the old requirements and the new requirements.

PR23_text
 U. S. DEPARTMENT OF HOUSING AND URBAN DEVELOPMENT
 OFFICE OF COMMUNITY PLANNING AND DEVELOPMENT
 INTEGRATED DISBURSEMENT AND INFORMATION SYSTEM
 PROGRAM YEAR 2007 SUMMARY OF ACCOMPLISHMENTS
 INDIANA

HOME DISBURSEMENTS AND UNIT COMPLETIONS

| ACTIVITY TYPE | DISBURSED AMOUNT | UNITS COMPLETED | UNITS OCCUPIED |
|----------------------------------|------------------|-----------------|----------------|
| RENTALS | 1,056,712.07 | 230 | 230 |
| TBRA FAMILIES | 88,422.18 | 57 | 57 |
| FIRST-TIME HOMEBUYERS | 4,535,550.57 | 821 | 821 |
| EXISTING HOMEOWNERS | 898,993.14 | 85 | 85 |
| TOTAL, RENTALS AND TBRA | 1,145,134.25 | 287 | 287 |
| TOTAL, HOMEBUYERS AND HOMEOWNERS | 5,434,543.71 | 906 | 906 |
| | 6,579,677.96 | 1,193 | 1,193 |

HOME UNIT COMPLETIONS BY PERCENT OF AREA MEDIAN INCOME

| ACTIVITY TYPE | 0% - 30% | 31% - 50% | 51% - 60% | 61% - 80% | TOTAL 0% - 60% | TOTAL 0% - 80% | REPORTED AS VACANT |
|----------------------------------|----------|-----------|-----------|-----------|-------------------|-------------------|-----------------------|
| RENTALS | 119 | 95 | 15 | 1 | 229 | 230 | 0 |
| TBRA FAMILIES | 54 | 3 | 0 | 0 | 57 | 57 | 0 |
| FIRST-TIME HOMEBUYERS | 21 | 130 | 178 | 492 | 329 | 821 | 0 |
| EXISTING HOMEOWNERS | 38 | 38 | 4 | 5 | 80 | 85 | 0 |
| TOTAL, RENTALS AND TBRA | 173 | 98 | 15 | 1 | 286 | 287 | 0 |
| TOTAL, HOMEBUYERS AND HOMEOWNERS | 59 | 168 | 182 | 497 | 409 | 906 | 0 |
| | 232 | 266 | 197 | 498 | 695 | 1,193 | 0 |

PR23_text
 U. S. DEPARTMENT OF HOUSING AND URBAN DEVELOPMENT
 OFFICE OF COMMUNITY PLANNING AND DEVELOPMENT
 INTEGRATED DISBURSEMENT AND INFORMATION SYSTEM
 PROGRAM YEAR 2007 SUMMARY OF ACCOMPLISHMENTS
 INDIANA

HOME UNIT COMPLETIONS BY RACIAL/ETHNIC CATEGORY

| | RENTALS | | TBRA FAMILIES | | FIRST-TIME HOMEBUYERS | | | |
|--|---------|-----------|---------------|-----------|-----------------------|-----------|------|-----------|
| | Tot# | #Hispanic | Tot# | #Hispanic | Tot# | #Hispanic | Tot# | #Hispanic |
| WHITE: | 216 | 1 | 26 | 0 | 629 | 11 | | |
| BLACK/AFRICAN AMERICAN: | 14 | 0 | 31 | 0 | 169 | 0 | | |
| ASIAN: | 0 | 0 | 0 | 0 | 11 | 0 | | |
| AMERICAN INDIAN/ALASKAN NATIVE: | 0 | 0 | 0 | 0 | 0 | 0 | | |
| NATIVE HAWAIIAN/OTHER PACIFIC ISLANDER: | 0 | 0 | 0 | 0 | 0 | 0 | | |
| AMERICAN INDIAN/ALASKAN NATIVE & WHITE: | 0 | 0 | 0 | 0 | 0 | 0 | | |
| ASIAN & WHITE: | 0 | 0 | 0 | 0 | 1 | 0 | | |
| BLACK/AFRICAN AMERICAN & WHITE: | 0 | 0 | 0 | 0 | 5 | 0 | | |
| AM. INDIAN/ALASKAN NATIVE & BLACK/AFRICAN AM.: | 0 | 0 | 0 | 0 | 0 | 0 | | |
| OTHER MULTI-RACIAL: | 0 | 0 | 0 | 0 | 6 | 2 | | |
| TOTAL: | 230 | 1 | 57 | 0 | 821 | 13 | | |

| | EXISTING HOMEOWNERS | | TOTAL, RENTALS AND TBRA | | TOTAL, HOMEBUYERS AND HOMEOWNERS | | TOTAL, RENTALS AND TBRA + TOTAL, HOMEBUYERS AND HOMEOWNERS | |
|--|---------------------|-----------|-------------------------|-----------|----------------------------------|-----------|--|-----------|
| | Tot# | #Hispanic | Tot# | #Hispanic | Tot# | #Hispanic | Tot# | #Hispanic |
| WHITE: | 80 | 0 | 242 | 1 | 709 | 11 | 951 | 12 |
| BLACK/AFRICAN AMERICAN: | 5 | 0 | 45 | 0 | 174 | 0 | 219 | 0 |
| ASIAN: | 0 | 0 | 0 | 0 | 11 | 0 | 11 | 0 |
| AMERICAN INDIAN/ALASKAN NATIVE: | 0 | 0 | 0 | 0 | 0 | 0 | 0 | 0 |
| NATIVE HAWAIIAN/OTHER PACIFIC ISLANDER: | 0 | 0 | 0 | 0 | 0 | 0 | 0 | 0 |
| AMERICAN INDIAN/ALASKAN NATIVE & WHITE: | 0 | 0 | 0 | 0 | 0 | 0 | 0 | 0 |
| ASIAN & WHITE: | 0 | 0 | 0 | 0 | 1 | 0 | 1 | 0 |
| BLACK/AFRICAN AMERICAN & WHITE: | 0 | 0 | 0 | 0 | 5 | 0 | 5 | 0 |
| AM. INDIAN/ALASKAN NATIVE & BLACK/AFRICAN AM.: | 0 | 0 | 0 | 0 | 0 | 0 | 0 | 0 |
| OTHER MULTI-RACIAL: | 0 | 0 | 0 | 0 | 6 | 2 | 6 | 2 |
| TOTAL: | 85 | 0 | 287 | 1 | 906 | 13 | 1,193 | 14 |

PR 026 2007_FINAL
 U. S. DEPARTMENT OF HOUSING AND URBAN DEVELOPMENT
 OFFICE OF COMMUNITY PLANNING AND DEVELOPMENT
 INTEGRATED DISBURSEMENT AND INFORMATION SYSTEM
 CDBG FINANCIAL SUMMARY FOR PROGRAM YEAR 2007
 07-01-2007 TO 06-30-2008
 INDIANA

PART I: SUMMARY OF CDBG RESOURCES

| | |
|--|---------------|
| 01 UNEXPENDED CDBG FUNDS AT END OF PREVIOUS PROGRAM YEAR | 2,532,088.62 |
| 02 ENTITLEMENT GRANT | 31,790,913.00 |
| 03 SURPLUS URBAN RENEWAL | 0.00 |
| 04 SECTION 108 GUARANTEED LOAN FUNDS | 0.00 |
| 05 CURRENT YEAR PROGRAM INCOME | 2,232,604.80 |
| 06 RETURNS | 0.00 |
| 07 ADJUSTMENT TO COMPUTE TOTAL AVAILABLE | 0.00 |
| 08 TOTAL AVAILABLE (SUM, LINES 01-07) | 36,555,606.42 |

PART II: SUMMARY OF CDBG EXPENDITURES

| | |
|--|---------------|
| 09 DISBURSEMENTS OTHER THAN SECTION 108 REPAYMENTS AND PLANNING/ADMINISTRATION | 31,142,959.31 |
| 10 ADJUSTMENT TO COMPUTE TOTAL AMOUNT SUBJECT TO LOW/MOD BENEFIT | 0.00 |
| 11 AMOUNT SUBJECT TO LOW/MOD BENEFIT (LINE 09 + LINE 10) | 31,142,959.31 |
| 12 DISBURSED IN IDIS FOR PLANNING/ADMINISTRATION | 3,077,275.68 |
| 13 DISBURSED IN IDIS FOR SECTION 108 REPAYMENTS | 0.00 |
| 14 ADJUSTMENT TO COMPUTE TOTAL EXPENDITURES | 0.00 |
| 15 TOTAL EXPENDITURES (SUM, LINES 11-14) | 34,220,234.99 |
| 16 UNEXPENDED BALANCE (LINE 08 - LINE 15) | 2,335,371.43 |

PART III: LOWMOD BENEFIT THIS REPORTING PERIOD

| | |
|--|---------------|
| 17 EXPENDED FOR LOW/MOD HOUSING IN SPECIAL AREAS | 0.00 |
| 18 EXPENDED FOR LOW/MOD MULTI-UNIT HOUSING | 0.00 |
| 19 DISBURSED FOR OTHER LOW/MOD ACTIVITIES | 28,237,567.55 |
| 20 ADJUSTMENT TO COMPUTE TOTAL LOW/MOD CREDIT | 0.00 |
| 21 TOTAL LOW/MOD CREDIT (SUM, LINES 17-20) | 28,237,567.55 |
| 22 PERCENT LOW/MOD CREDIT (LINE 21/LINE 11) | 90.67% |

LOW/MOD BENEFIT FOR MULTI-YEAR CERTIFICATIONS

| | | | |
|---|----|----|-------|
| 23 PROGRAM YEARS(PY) COVERED IN CERTIFICATION | PY | PY | PY |
| 24 CUMULATIVE NET EXPENDITURES SUBJECT TO LOW/MOD BENEFIT CALCULATION | | | 0.00 |
| 25 CUMULATIVE EXPENDITURES BENEFITING LOW/MOD PERSONS | | | 0.00 |
| 26 PERCENT BENEFIT TO LOW/MOD PERSONS (LINE 25/LINE 24) | | | 0.00% |

U. S. DEPARTMENT OF HOUSING AND URBAN DEVELOPMENT
 OFFICE OF COMMUNITY PLANNING AND DEVELOPMENT
 INTEGRATED DISBURSEMENT AND INFORMATION SYSTEM
 CDBG FINANCIAL SUMMARY FOR PROGRAM YEAR 2007
 07-01-2007 TO 06-30-2008
 INDIANA

DATE: 09-09-08
 TIME: 11: 31
 PAGE: 2

PART IV: PUBLIC SERVICE (PS) CAP CALCULATIONS

| | | |
|----|--|---------------|
| 27 | DISBURSED IN IDIS FOR PUBLIC SERVICES | 170,055.10 |
| 28 | PS UNLIQUIDATED OBLIGATIONS AT END OF CURRENT PROGRAM YEAR | 0.00 |
| 29 | PS UNLIQUIDATED OBLIGATIONS AT END OF PREVIOUS PROGRAM YEAR | 0.00 |
| 30 | ADJUSTMENT TO COMPUTE TOTAL PS OBLIGATIONS | 0.00 |
| 31 | TOTAL PS OBLIGATIONS (LINE 27 + LINE 28 - LINE 29 + LINE 30) | 170,055.10 |
| 32 | ENTITLEMENT GRANT | 31,790,913.00 |
| 33 | PRIOR YEAR PROGRAM INCOME | 0.00 |
| 34 | ADJUSTMENT TO COMPUTE TOTAL SUBJECT TO PS CAP | 0.00 |
| 35 | TOTAL SUBJECT TO PS CAP (SUM, LINES 32-34) | 31,790,913.00 |
| 36 | PERCENT FUNDS OBLIGATED FOR PS ACTIVITIES (LINE 31/LINE 35) | 0.53% |

PART V: PLANNING AND ADMINISTRATION (PA) CAP

| | | |
|----|---|---------------|
| 37 | DISBURSED IN IDIS FOR PLANNING/ADMINISTRATION | 3,077,275.68 |
| 38 | PA UNLIQUIDATED OBLIGATIONS AT END OF CURRENT PROGRAM YEAR | 0.00 |
| 39 | PA UNLIQUIDATED OBLIGATIONS AT END OF PREVIOUS PROGRAM YEAR | 0.00 |
| 40 | ADJUSTMENT TO COMPUTE TOTAL PA OBLIGATIONS | 0.00 |
| 41 | TOTAL PA OBLIGATIONS (LINE 37 + LINE 38 - LINE 39 +LINE 40) | 3,077,275.68 |
| 42 | ENTITLEMENT GRANT | 31,790,913.00 |
| 43 | CURRENT YEAR PROGRAM INCOME | 2,232,604.80 |
| 44 | ADJUSTMENT TO COMPUTE TOTAL SUBJECT TO PA CAP | 0.00 |
| 45 | TOTAL SUBJECT TO PA CAP (SUM, LINES 42-44) | 34,023,517.80 |
| 46 | PERCENT FUNDS OBLIGATED FOR PA ACTIVITIES (LINE 41/LINE 45) | 9.04% |

IDIS - C04PR26

U. S. DEPARTMENT OF HOUSING AND URBAN DEVELOPMENT
OFFICE OF COMMUNITY PLANNING AND DEVELOPMENT
INTEGRATED DISBURSEMENT AND INFORMATION SYSTEM
CDBG FINANCIAL SUMMARY FOR PROGRAM YEAR 2007
07-01-2007 TO 06-30-2008
INDIANA

DATE: 09-09-08
TIME: 11:31
PAGE: 3

LINE 17 DETAIL: ACTIVITIES TO CONSIDER IN DETERMINING THE AMOUNT TO ENTER ON LINE 17
NONE FOUND

IDIS - C04PR26

U. S. DEPARTMENT OF HOUSING AND URBAN DEVELOPMENT
 OFFICE OF COMMUNITY PLANNING AND DEVELOPMENT
 INTEGRATED DISBURSEMENT AND INFORMATION SYSTEM
 CDBG FINANCIAL SUMMARY FOR PROGRAM YEAR 2007
 07-01-2007 TO 06-30-2008
 INDIANA

DATE: 09-09-08
 TIME: 11:31
 PAGE: 4

LINE 18 DETAIL: ACTIVITIES TO CONSIDER IN DETERMINING THE AMOUNT TO ENTER ON LINE 18

| PGM YEAR | PROJ ID | IDIS ACT ID | ACTIVITY NAME | MATRIX CODE | NTL OBJ | DRAWN AMOUNT |
|-------------|------------|----------------|-----------------------------------|----------------|------------|--------------|
| 2005 | 0118 | 20288 | REHAB/PROGDEL- CITY OF WASHINGTON | 14B | LMH | 103,110.68 |
| 2005 | 0118 | 20288 | REHAB/PROGDEL- CITY OF WASHINGTON | 14B | LMH | 21,028.10 |
| 2005 | 0118 | 20288 | REHAB/PROGDEL- CITY OF WASHINGTON | 14B | LMH | 19,986.66 |
| TOTAL: | | | | | | 144,125.44 |

IDIS - C04PR26

U. S. DEPARTMENT OF HOUSING AND URBAN DEVELOPMENT
 OFFICE OF COMMUNITY PLANNING AND DEVELOPMENT
 INTEGRATED DISBURSEMENT AND INFORMATION SYSTEM
 CDBG FINANCIAL SUMMARY FOR PROGRAM YEAR 2007
 07-01-2007 TO 06-30-2008
 INDIANA

DATE: 09-09-08

TIME: 11:31

PAGE: 5

LINE 19 DETAIL: ACTIVITIES INCLUDED IN THE COMPUTATION OF LINE 19

| PGM YEAR | PROJ ID | IDIS ACT ID | ACTIVITY NAME | MATRIX CODE | NTL OBJ | DRAWN AMOUNT |
|-------------|------------|----------------|-------------------------------------|----------------|------------|--------------|
| 1999 | 0002 | 20173 | CLINTON COUNTY/PL-99-051/PLANNING | 20 | LMA | 16,378.33 |
| 2000 | 0134 | 21841 | HD-006-001/BRAZIL/PD-LEAD | 14A | LMH | 1,750.00 |
| 2000 | 0134 | 21841 | HD-006-001/BRAZIL/PD-LEAD | 14A | LMH | 1,250.00 |
| 2000 | 0134 | 21841 | HD-006-001/BRAZIL/PD-LEAD | 14A | LMH | 5,487.50 |
| 2000 | 0134 | 21841 | HD-006-001/BRAZIL/PD-LEAD | 14A | LMH | 312.50 |
| 2001 | 0002 | 21698 | OAKLAND CITY/CF-01-139/FIRE TRUCK | 030 | LMA | 30,000.00 |
| 2001 | 0002 | 21814 | SCOTT COUNTY/PL-01-071 | 20 | LMA | 11,960.00 |
| 2001 | 0002 | 22345 | CANNELTON/PL-01-072/PLANNING | 20 | LMA | 9,342.00 |
| 2001 | 0002 | 22345 | CANNELTON/PL-01-072/PLANNING | 20 | LMA | 8,700.00 |
| 2001 | 0002 | 23207 | BAI NBRI DGE/PL-01-073/PLANNING | 20 | LMA | 11,880.00 |
| 2001 | 0002 | 23207 | BAI NBRI DGE/PL-01-073/PLANNING | 20 | LMA | 7,920.00 |
| 2001 | 0002 | 23230 | BERNE/PL-01-070/PLANNING | 20 | LMA | 28,800.00 |
| 2001 | 0002 | 23230 | BERNE/PL-01-070/PLANNING | 20 | LMA | 19,200.00 |
| 2001 | 0002 | 23629 | GOODLAND/PI -01-002/CONSTRUCTION | 03E | LMC | 91,222.41 |
| 2001 | 0054 | 21845 | HD-006-004/SULLIVAN/PD-LEAD | 14A | LMH | 1,250.00 |
| 2001 | 0054 | 21845 | HD-006-004/SULLIVAN/PD-LEAD | 14A | LMH | 6,687.50 |
| 2001 | 0054 | 21845 | HD-006-004/SULLIVAN/PD-LEAD | 14A | LMH | 1,750.00 |
| 2002 | 0032 | 21601 | CAMBRI DGE CITY/PL-02-044/PLANNING | 20 | LMA | 11,361.58 |
| 2002 | 0032 | 22282 | FORT BRANCH/PL-02-0247/PLANNING | 20 | LMA | 20,000.00 |
| 2002 | 0032 | 23567 | CARLSLE/PL-02-049/PLANNING | 20 | LMA | 12,000.00 |
| 2002 | 0032 | 23658 | RI CHMOND/PI -02-001/SEWER | 03J | LMC | 44,820.00 |
| 2002 | 0032 | 23659 | RI CHMOND/PI -02-001/DRAINAGE | 03I | LMC | 51,317.12 |
| 2002 | 0032 | 23685 | RUSHVILLE/PI -02-004/CONSTRUCTION | 03I | LMA | 184,925.65 |
| 2002 | 0032 | 23686 | COLUMBUS/PI -02-005/PUBLIC SERVICES | 05 | LMC | 33,000.00 |
| 2002 | 0032 | 23687 | NAPPANEE/PI -02-006/CONSTRUCTION | 03 | LMC | 19,596.80 |
| 2002 | 0032 | 23749 | FRENCH LICK/PI -02-010/PLANNING | 20 | LMC | 3,896.89 |
| 2002 | 0032 | 23760 | CLAYTON/PI -02-007/CONSTRUCTION | 03H | LMA | 28,754.51 |
| 2003 | 0004 | 21846 | HD-006-004/SULLIVAN/REHAB | 14A | LMH | 10,631.48 |
| 2003 | 0004 | 21849 | HD-006-008/CARLSLE/PD-LEAD | 14A | LMH | 5,562.50 |
| 2003 | 0109 | 22518 | HUNTINGBURG/PL-03-015/PLANNING | 20 | LMA | 28,620.00 |
| 2003 | 0109 | 22518 | HUNTINGBURG/PL-03-015/PLANNING | 20 | LMA | 19,080.00 |
| 2003 | 0109 | 23202 | KEMPTON/PL-03-018/PLANNING | 20 | LMA | 25,500.00 |
| 2003 | 0109 | 23202 | KEMPTON/PL-03-018/PLANNING | 20 | LMA | 14,000.00 |
| 2003 | 0109 | 23747 | WASHINGTON/PI -03-002/CONSTRUCTION | 03 | LMC | 129,373.00 |
| 2004 | 0135 | 20907 | LINTON/CF-04-236/CONSTRUCTION | 03A | LMC | 30,477.25 |
| 2004 | 0135 | 22155 | RENSSELAER/PL-04-045/PLANNING | 20 | LMA | 20,000.00 |
| 2004 | 0135 | 22157 | GOODLAND/CF-04-128/CONSTRUCTION | 03 | LMA | 26,484.00 |
| 2004 | 0135 | 22157 | GOODLAND/CF-04-128/CONSTRUCTION | 03 | LMA | 35,479.80 |
| 2004 | 0135 | 22157 | GOODLAND/CF-04-128/CONSTRUCTION | 03 | LMA | 31,667.47 |
| 2004 | 0135 | 22157 | GOODLAND/CF-04-128/CONSTRUCTION | 03 | LMA | 46,920.00 |
| 2004 | 0135 | 22157 | GOODLAND/CF-04-128/CONSTRUCTION | 03 | LMA | 3,432.00 |
| 2004 | 0135 | 22157 | GOODLAND/CF-04-128/CONSTRUCTION | 03 | LMA | 17,054.00 |
| 2004 | 0135 | 22157 | GOODLAND/CF-04-128/CONSTRUCTION | 03 | LMA | 33,770.00 |
| 2004 | 0135 | 22157 | GOODLAND/CF-04-128/CONSTRUCTION | 03 | LMA | 23,747.00 |
| 2004 | 0135 | 22157 | GOODLAND/CF-04-128/CONSTRUCTION | 03 | LMA | 4,967.00 |
| 2004 | 0135 | 22298 | CONVERSE/PL-04-048/PLANNING | 20 | LMA | 11,952.00 |
| 2004 | 0135 | 22300 | HOLLAND/CF-04-127/CONSTRUCTION | 03I | LMA | 48,674.94 |
| 2004 | 0135 | 22300 | HOLLAND/CF-04-127/CONSTRUCTION | 03I | LMA | 125,379.25 |

| | | | | | | |
|------|------|-------|--|-----|-----|------------|
| 2004 | 0135 | 22300 | HOLLAND/CF-04-127/CONSTRUCTI ON | 03I | LMA | 118,871.84 |
| 2004 | 0135 | 22300 | HOLLAND/CF-04-127/CONSTRUCTI ON | 03I | LMA | 1,986.48 |
| 2004 | 0135 | 22300 | HOLLAND/CF-04-127/CONSTRUCTI ON | 03I | LMA | 53,021.50 |
| 2004 | 0135 | 22300 | HOLLAND/CF-04-127/CONSTRUCTI ON | 03I | LMA | 39,224.12 |
| 2004 | 0135 | 22344 | LACROSSE/PL-04-049/PLANNI NG | 20 | LMA | 10,400.00 |
| 2004 | 0135 | 22690 | MORGANTOWN/PL-04-047/PLANNI NG | 20 | LMA | 24,000.00 |
| 2004 | 0135 | 22690 | MORGANTOWN/PL-04-047/PLANNI NG | 20 | LMA | 13,500.00 |
| 2004 | 0135 | 22935 | SPURGEON/PL-04-051/PLANNI NG | 20 | LMA | 24,000.00 |
| 2004 | 0135 | 22935 | SPURGEON/PL-04-051/PLANNI NG | 20 | LMA | 16,000.00 |
| 2004 | 0135 | 23188 | GAS CI TY/PL-04-057/PLANNI NG | 20 | LMA | 16,000.00 |
| 2004 | 0135 | 23188 | GAS CI TY/PL-04-057/PLANNI NG | 20 | LMA | 24,000.00 |
| 2004 | 0135 | 23425 | CLAYTON/PL-04-056/PLANNI NG | 20 | LMA | 18,000.00 |
| 2004 | 0135 | 23521 | MONTI CELLO/PL-04-061/PLANNI NG | 20 | LMA | 12,000.00 |
| 2004 | 0135 | 23636 | OWENSVI LLE/PL-04-050/PLANNI NG | 20 | LMA | 29,160.00 |
| 2004 | 0135 | 23856 | MARI ON/PI -04-001/CONSTRUCTI ON | 03A | LMC | 111,056.00 |
| 2004 | 0135 | 23857 | MADI SON COUNTY/PI -04-002/CONSTRUCTI ON | 03J | LMA | 70,000.00 |
| 2004 | 0135 | 23894 | COLUMBUS/PI -04-004/CONSTRUCTI ON | 03 | LMC | 170,000.00 |
| 2004 | 0135 | 23900 | KENDALLVI LLE/PI -04-006/CONSTRUCTI ON | 03J | LMC | 205,913.87 |
| 2004 | 0135 | 23901 | UNI ON CI TY/PI -04-005/PLANNI NG | 20 | LMA | 52,000.00 |
| 2004 | 0146 | 21852 | HD-006-010/LI ZTON/PD-LEAD-REHAB | 14A | LMH | 65,346.00 |
| 2004 | 0146 | 21852 | HD-006-010/LI ZTON/PD-LEAD-REHAB | 14A | LMH | 49,245.50 |
| 2004 | 0146 | 21852 | HD-006-010/LI ZTON/PD-LEAD-REHAB | 14A | LMH | 13,866.40 |
| 2004 | 0146 | 21852 | HD-006-010/LI ZTON/PD-LEAD-REHAB | 14A | LMH | 2,781.50 |
| 2004 | 0146 | 21852 | HD-006-010/LI ZTON/PD-LEAD-REHAB | 14A | LMH | 20,462.00 |
| 2004 | 0146 | 21852 | HD-006-010/LI ZTON/PD-LEAD-REHAB | 14A | LMH | 14,395.00 |
| 2004 | 0146 | 21852 | HD-006-010/LI ZTON/PD-LEAD-REHAB | 14A | LMH | 14,598.60 |
| 2004 | 0146 | 21991 | HD-006-002/GREENSBURG/LEAD | 14A | LMH | 650.00 |
| 2004 | 0146 | 21991 | HD-006-002/GREENSBURG/LEAD | 14A | LMH | 450.00 |
| 2004 | 0146 | 21991 | HD-006-002/GREENSBURG/LEAD | 14A | LMH | 400.00 |
| 2004 | 0146 | 21991 | HD-006-002/GREENSBURG/LEAD | 14A | LMH | 450.00 |
| 2005 | 0116 | 20341 | CULVER/CF-05-105/CONSTRUCTI ON | 03J | LMA | 50,228.33 |
| 2005 | 0116 | 20587 | HARMONY/CF-05-221/CONSTRUCTI ON | 03E | LMA | 7,500.00 |
| 2005 | 0116 | 20847 | UPLAND/CF-05-210/CONSTRUCTI ON | 03J | LMA | 950.00 |
| 2005 | 0116 | 20847 | UPLAND/CF-05-210/CONSTRUCTI ON | 03J | LMA | 7,759.00 |
| 2005 | 0116 | 20882 | LI NDEN/PL-05-020/PLANNI NG | 20 | LMA | 12,000.00 |
| 2005 | 0116 | 20924 | KNOX/CF-05-231/CONSTRUCTI ON | 03J | LMA | 44,634.98 |
| 2005 | 0116 | 21114 | SOMERVI LLE/CF-05-232/CONSTRUCTI ON | 030 | LMA | 4,131.00 |
| 2005 | 0116 | 21279 | SULLI VAN/CF-05-125/CONSTRUCTI ON | 03J | LMA | 52,000.00 |
| 2005 | 0116 | 21356 | JEFFERSONVI LLE/CF-05-226/CONSTRUCTI ON | 03A | LMC | 79,547.68 |
| 2005 | 0116 | 21505 | SPENCER COUNTY/CF-05-220/SEWER | 03H | LMA | 40,000.00 |
| 2005 | 0116 | 21505 | SPENCER COUNTY/CF-05-220/SEWER | 03H | LMA | 4,252.72 |
| 2005 | 0116 | 21637 | ELKHART COUNTY/CF-05-131/CONSTRUCTI ON | 03J | LMA | 44,215.22 |
| 2005 | 0116 | 21637 | ELKHART COUNTY/CF-05-131/CONSTRUCTI ON | 03J | LMA | 38,064.06 |
| 2005 | 0116 | 21637 | ELKHART COUNTY/CF-05-131/CONSTRUCTI ON | 03J | LMA | 52,100.21 |
| 2005 | 0116 | 21637 | ELKHART COUNTY/CF-05-131/CONSTRUCTI ON | 03J | LMA | 46,073.42 |
| 2005 | 0116 | 21637 | ELKHART COUNTY/CF-05-131/CONSTRUCTI ON | 03J | LMA | 92,320.10 |
| 2005 | 0116 | 21637 | ELKHART COUNTY/CF-05-131/CONSTRUCTI ON | 03J | LMA | 154,329.48 |
| 2005 | 0116 | 21815 | SULLI VAN COUNTY/CF-05-132/CONSTRUCTI ON | 03E | LMA | 25,000.00 |
| 2005 | 0116 | 21815 | SULLI VAN COUNTY/CF-05-132/CONSTRUCTI ON | 03E | LMA | 117,533.15 |
| 2005 | 0116 | 21815 | SULLI VAN COUNTY/CF-05-132/CONSTRUCTI ON | 03E | LMA | 83,772.00 |
| 2005 | 0116 | 21815 | SULLI VAN COUNTY/CF-05-132/CONSTRUCTI ON | 03E | LMA | 82,748.47 |
| 2005 | 0116 | 21832 | HAMLET/CF-05-209/CONSTRUCTI ON | 03H | LMA | 4,775.00 |
| 2005 | 0116 | 22073 | PARKER CI TY/CF-05-135/CONSTRUCTI ON | 03I | LMA | 67,380.61 |
| 2005 | 0116 | 22073 | PARKER CI TY/CF-05-135/CONSTRUCTI ON | 03I | LMA | 24,616.00 |
| 2005 | 0116 | 22074 | SULPHUR SPRI NGS/PL-05-022/PLANNI NG | 20 | LMA | 12,000.00 |
| 2005 | 0116 | 22081 | CARROLL COUNTY/CF-05-136/CONSTRUCTI ON | 03 | LMC | 51,910.00 |
| 2005 | 0116 | 22081 | CARROLL COUNTY/CF-05-136/CONSTRUCTI ON | 03 | LMC | 49,455.00 |
| 2005 | 0116 | 22081 | CARROLL COUNTY/CF-05-136/CONSTRUCTI ON | 03 | LMC | 76,665.00 |
| 2005 | 0116 | 22081 | CARROLL COUNTY/CF-05-136/CONSTRUCTI ON | 03 | LMC | 85,657.00 |
| 2005 | 0116 | 22081 | CARROLL COUNTY/CF-05-136/CONSTRUCTI ON | 03 | LMC | 28,750.00 |
| 2005 | 0116 | 22081 | CARROLL COUNTY/CF-05-136/CONSTRUCTI ON | 03 | LMC | 135,701.00 |
| 2005 | 0116 | 22081 | CARROLL COUNTY/CF-05-136/CONSTRUCTI ON | 03 | LMC | 6,002.00 |

| | | | | | | |
|------|------|-------|--|-----|-----|------------|
| 2005 | 0116 | 22104 | HARTSVI LLE/CF-05-129/SEWER | 03H | LMA | 54,590.87 |
| 2005 | 0116 | 22104 | HARTSVI LLE/CF-05-129/SEWER | 03H | LMA | 70,030.12 |
| 2005 | 0116 | 22104 | HARTSVI LLE/CF-05-129/SEWER | 03H | LMA | 15,925.39 |
| 2005 | 0116 | 22104 | HARTSVI LLE/CF-05-129/SEWER | 03H | LMA | 121,067.61 |
| 2005 | 0116 | 22104 | HARTSVI LLE/CF-05-129/SEWER | 03H | LMA | 100,361.15 |
| 2005 | 0116 | 22104 | HARTSVI LLE/CF-05-129/SEWER | 03H | LMA | 96,019.83 |
| 2005 | 0116 | 22125 | SANDBORN/CF-05-130/CONSTRUCTI ON | 03H | LMA | 178,651.59 |
| 2005 | 0116 | 22125 | SANDBORN/CF-05-130/CONSTRUCTI ON | 03H | LMA | 2,000.00 |
| 2005 | 0116 | 22125 | SANDBORN/CF-05-130/CONSTRUCTI ON | 03H | LMA | 77,428.41 |
| 2005 | 0116 | 22125 | SANDBORN/CF-05-130/CONSTRUCTI ON | 03H | LMA | 120,810.50 |
| 2005 | 0116 | 22266 | BLOOMFI ELD/PL-05-027/PLANNI NG | 20 | LMA | 16,000.00 |
| 2005 | 0116 | 22301 | CHRI SNEY/PL-05-029/PLANNI NG | 20 | LMA | 8,000.00 |
| 2005 | 0116 | 22662 | WASHI NGTON/CF-05-137/CONSTRUCTI ON | 03H | LMA | 217,600.00 |
| 2005 | 0116 | 22662 | WASHI NGTON/CF-05-137/CONSTRUCTI ON | 03H | LMA | 168,179.21 |
| 2005 | 0116 | 22662 | WASHI NGTON/CF-05-137/CONSTRUCTI ON | 03H | LMA | 82,400.00 |
| 2005 | 0116 | 23008 | PI KE COUNTY/CF-05-138/FI RE TRUCK | 030 | LMA | 150,000.00 |
| 2005 | 0116 | 23473 | GENEVA/PL-05-033/PLANNI NG | 20 | LMA | 16,740.00 |
| 2005 | 0116 | 23473 | GENEVA/PL-05-033/PLANNI NG | 20 | LMA | 25,110.00 |
| 2005 | 0118 | 20198 | REHAB-PROGDEL-CI TY OF NEW CASTLE | 14A | LMH | 5,113.50 |
| 2005 | 0118 | 20211 | REHAB/PROGDEL/RELOCATI ON- CI TY MI TCHELL | 14A | LMH | 9,936.25 |
| 2005 | 0118 | 20211 | REHAB/PROGDEL/RELOCATI ON- CI TY MI TCHELL | 14A | LMH | 9,774.32 |
| 2005 | 0118 | 20211 | REHAB/PROGDEL/RELOCATI ON- CI TY MI TCHELL | 14A | LMH | 22,166.10 |
| 2005 | 0118 | 20211 | REHAB/PROGDEL/RELOCATI ON- CI TY MI TCHELL | 14A | LMH | 11,627.22 |
| 2005 | 0118 | 20211 | REHAB/PROGDEL/RELOCATI ON- CI TY MI TCHELL | 14A | LMH | 5,000.00 |
| 2005 | 0118 | 20215 | REHAB/PROGDEL/RELOCATI ON- TOWN OF ELNORA | 14A | LMH | 2,675.00 |
| 2005 | 0118 | 20231 | REHAB/PROGDEL/RELOCATI ON- MARTI N COUNTY | 14A | LMH | 5,000.00 |
| 2005 | 0118 | 20231 | REHAB/PROGDEL/RELOCATI ON- MARTI N COUNTY | 14A | LMH | 11,504.83 |
| 2005 | 0118 | 20231 | REHAB/PROGDEL/RELOCATI ON- MARTI N COUNTY | 14A | LMH | 8,943.45 |
| 2005 | 0118 | 20231 | REHAB/PROGDEL/RELOCATI ON- MARTI N COUNTY | 14A | LMH | 3,590.00 |
| 2005 | 0118 | 20235 | REHAB/PROGDEL/RELOCATI ON- CI TY OF AURORA | 14A | LMH | 3,160.00 |
| 2005 | 0118 | 20235 | REHAB/PROGDEL/RELOCATI ON- CI TY OF AURORA | 14A | LMH | 7,626.00 |
| 2005 | 0118 | 20235 | REHAB/PROGDEL/RELOCATI ON- CI TY OF AURORA | 14A | LMH | 1,386.00 |
| 2005 | 0118 | 20235 | REHAB/PROGDEL/RELOCATI ON- CI TY OF AURORA | 14A | LMH | 6,116.30 |
| 2005 | 0118 | 20235 | REHAB/PROGDEL/RELOCATI ON- CI TY OF AURORA | 14A | LMH | 2,710.00 |
| 2005 | 0118 | 20235 | REHAB/PROGDEL/RELOCATI ON- CI TY OF AURORA | 14A | LMH | 2,958.64 |
| 2005 | 0118 | 20235 | REHAB/PROGDEL/RELOCATI ON- CI TY OF AURORA | 14A | LMH | 5,000.00 |
| 2005 | 0118 | 20238 | REHAB/PROGDEL/RELOCATI ON- TOWN CLAYPOOL | 14A | LMH | 43.60 |
| 2005 | 0118 | 20241 | REHAB/PROGDEL/RELOCATI ON- TOWN OF HOPE | 14A | LMH | 4,163.28 |
| 2005 | 0118 | 20241 | REHAB/PROGDEL/RELOCATI ON- TOWN OF HOPE | 14A | LMH | 23,458.16 |
| 2005 | 0118 | 20241 | REHAB/PROGDEL/RELOCATI ON- TOWN OF HOPE | 14A | LMH | 3,881.72 |
| 2005 | 0118 | 20280 | REHAB/PROGDEL- TOWN OF NEW RI CHMOND | 14A | LMH | 1,644.93 |
| 2005 | 0118 | 22849 | HD-006-018/HOPE/REHAB | 14A | LMH | 15,775.00 |
| 2005 | 0118 | 22849 | HD-006-018/HOPE/REHAB | 14A | LMH | 8,109.65 |
| 2005 | 0118 | 22849 | HD-006-018/HOPE/REHAB | 14A | LMH | 14,179.50 |
| 2005 | 0118 | 22849 | HD-006-018/HOPE/REHAB | 14A | LMH | 3,000.00 |
| 2005 | 0118 | 22849 | HD-006-018/HOPE/REHAB | 14A | LMH | 9,550.00 |
| 2005 | 0118 | 22849 | HD-006-018/HOPE/REHAB | 14A | LMH | 3,175.00 |
| 2005 | 0118 | 22849 | HD-006-018/HOPE/REHAB | 14A | LMH | 6,900.00 |
| 2005 | 0118 | 22850 | HD-006-019/LAPEL/REHAB | 14A | LMH | 19,114.74 |
| 2005 | 0118 | 22850 | HD-006-019/LAPEL/REHAB | 14A | LMH | 19,114.38 |
| 2005 | 0118 | 22850 | HD-006-019/LAPEL/REHAB | 14A | LMH | 14,227.00 |
| 2005 | 0118 | 22850 | HD-006-019/LAPEL/REHAB | 14A | LMH | 12,857.26 |
| 2005 | 0118 | 22850 | HD-006-019/LAPEL/REHAB | 14A | LMH | 11,487.50 |
| 2006 | 0104 | 21578 | JACKSON COUNTY/CF-06-112/CONSTRUCTI ON | 030 | LMA | 10,057.99 |
| 2006 | 0104 | 21795 | KNOX/I D-06-001/STREET | 03K | LMJ | 25,985.62 |
| 2006 | 0104 | 21828 | MARSHALL/CF-06-111/CONSTRUCTI ON | 03J | LMA | 103,419.85 |
| 2006 | 0104 | 21828 | MARSHALL/CF-06-111/CONSTRUCTI ON | 03J | LMA | 32,008.00 |
| 2006 | 0104 | 21828 | MARSHALL/CF-06-111/CONSTRUCTI ON | 03J | LMA | 1,060.00 |
| 2006 | 0104 | 21828 | MARSHALL/CF-06-111/CONSTRUCTI ON | 03J | LMA | 9,455.50 |
| 2006 | 0104 | 21828 | MARSHALL/CF-06-111/CONSTRUCTI ON | 03J | LMA | 25,181.00 |
| 2006 | 0104 | 21828 | MARSHALL/CF-06-111/CONSTRUCTI ON | 03J | LMA | 34,237.00 |
| 2006 | 0104 | 21828 | MARSHALL/CF-06-111/CONSTRUCTI ON | 03J | LMA | 51,124.80 |

| | | | | | | |
|------|------|-------|-------------------------------------|-----|-----|------------|
| 2006 | 0104 | 21880 | LINDEN/CF-06-114/CONSTRUCTION | 03J | LMA | 67,823.67 |
| 2006 | 0104 | 21880 | LINDEN/CF-06-114/CONSTRUCTION | 03J | LMA | 41,468.06 |
| 2006 | 0104 | 21880 | LINDEN/CF-06-114/CONSTRUCTION | 03J | LMA | 107,415.85 |
| 2006 | 0104 | 21880 | LINDEN/CF-06-114/CONSTRUCTION | 03J | LMA | 119,906.30 |
| 2006 | 0104 | 21880 | LINDEN/CF-06-114/CONSTRUCTION | 03J | LMA | 81,525.00 |
| 2006 | 0104 | 21994 | CLAY CITY/CF-06-103/CONSTRUCTION | 03H | LMA | 74,679.00 |
| 2006 | 0104 | 21994 | CLAY CITY/CF-06-103/CONSTRUCTION | 03H | LMA | 32,518.23 |
| 2006 | 0104 | 21994 | CLAY CITY/CF-06-103/CONSTRUCTION | 03H | LMA | 28,815.99 |
| 2006 | 0104 | 21994 | CLAY CITY/CF-06-103/CONSTRUCTION | 03H | LMA | 521.77 |
| 2006 | 0104 | 21994 | CLAY CITY/CF-06-103/CONSTRUCTION | 03H | LMA | 19,895.03 |
| 2006 | 0104 | 21994 | CLAY CITY/CF-06-103/CONSTRUCTION | 03H | LMA | 30,889.40 |
| 2006 | 0104 | 21994 | CLAY CITY/CF-06-103/CONSTRUCTION | 03H | LMA | 21,825.88 |
| 2006 | 0104 | 21994 | CLAY CITY/CF-06-103/CONSTRUCTION | 03H | LMA | 19,044.31 |
| 2006 | 0104 | 21994 | CLAY CITY/CF-06-103/CONSTRUCTION | 03H | LMA | 8,980.49 |
| 2006 | 0104 | 22022 | DENVER/CF-06-108/CONSTRUCTION | 030 | LMA | 70,000.00 |
| 2006 | 0104 | 22022 | DENVER/CF-06-108/CONSTRUCTION | 030 | LMA | 113,000.00 |
| 2006 | 0104 | 22022 | DENVER/CF-06-108/CONSTRUCTION | 030 | LMA | 118,122.00 |
| 2006 | 0104 | 22022 | DENVER/CF-06-108/CONSTRUCTION | 030 | LMA | 70,000.00 |
| 2006 | 0104 | 22022 | DENVER/CF-06-108/CONSTRUCTION | 030 | LMA | 28,000.00 |
| 2006 | 0104 | 22083 | SHELburn/CF-06-102/CONSTRUCTION | 03I | LMA | 71,696.00 |
| 2006 | 0104 | 22083 | SHELburn/CF-06-102/CONSTRUCTION | 03I | LMA | 86,327.51 |
| 2006 | 0104 | 22083 | SHELburn/CF-06-102/CONSTRUCTION | 03I | LMA | 31,454.47 |
| 2006 | 0104 | 22083 | SHELburn/CF-06-102/CONSTRUCTION | 03I | LMA | 130,993.59 |
| 2006 | 0104 | 22083 | SHELburn/CF-06-102/CONSTRUCTION | 03I | LMA | 52,371.11 |
| 2006 | 0104 | 22083 | SHELburn/CF-06-102/CONSTRUCTION | 03I | LMA | 78,408.84 |
| 2006 | 0104 | 22083 | SHELburn/CF-06-102/CONSTRUCTION | 03I | LMA | 28,748.48 |
| 2006 | 0104 | 22119 | TIPTON COUNTY/CF-06-243/FIRE TRUCK | 030 | LMA | 8,139.00 |
| 2006 | 0104 | 22119 | TIPTON COUNTY/CF-06-243/FIRE TRUCK | 030 | LMA | 56,894.00 |
| 2006 | 0104 | 22283 | GRANDVIEW/CF-06-107/CONSTRUCTION | 03H | LMA | 34,461.04 |
| 2006 | 0104 | 22283 | GRANDVIEW/CF-06-107/CONSTRUCTION | 03H | LMA | 144,419.00 |
| 2006 | 0104 | 22283 | GRANDVIEW/CF-06-107/CONSTRUCTION | 03H | LMA | 85,804.10 |
| 2006 | 0104 | 22284 | GASTON/PL-06-019/PLANNING | 20 | LMA | 11,952.00 |
| 2006 | 0104 | 22380 | MONTEZUMA/CF-06-109/CONSTRUCTION | 03E | LMA | 95,264.04 |
| 2006 | 0104 | 22380 | MONTEZUMA/CF-06-109/CONSTRUCTION | 03E | LMA | 31,738.25 |
| 2006 | 0104 | 22380 | MONTEZUMA/CF-06-109/CONSTRUCTION | 03E | LMA | 64,282.10 |
| 2006 | 0104 | 22380 | MONTEZUMA/CF-06-109/CONSTRUCTION | 03E | LMA | 20,853.90 |
| 2006 | 0104 | 22380 | MONTEZUMA/CF-06-109/CONSTRUCTION | 03E | LMA | 98,402.36 |
| 2006 | 0104 | 22380 | MONTEZUMA/CF-06-109/CONSTRUCTION | 03E | LMA | 21,115.00 |
| 2006 | 0104 | 22380 | MONTEZUMA/CF-06-109/CONSTRUCTION | 03E | LMA | 87,160.36 |
| 2006 | 0104 | 22390 | CYNTHIANA/CF-06-240/CONSTRUCTION | 03H | LMA | 20,368.00 |
| 2006 | 0104 | 22390 | CYNTHIANA/CF-06-240/CONSTRUCTION | 03H | LMA | 39,932.38 |
| 2006 | 0104 | 22390 | CYNTHIANA/CF-06-240/CONSTRUCTION | 03H | LMA | 135,928.42 |
| 2006 | 0104 | 22452 | AMO/PL-06-014/PLANNING | 20 | LMA | 13,600.00 |
| 2006 | 0104 | 22452 | AMO/PL-06-014/PLANNING | 20 | LMA | 20,400.00 |
| 2006 | 0104 | 22455 | BROOKSTON/CF-06-235/CONSTRUCTION | 03J | LMA | 479,000.00 |
| 2006 | 0104 | 22455 | BROOKSTON/CF-06-235/CONSTRUCTION | 03J | LMA | 2,000.00 |
| 2006 | 0104 | 22457 | MILLTOWN/CF-06-101/CONSTRUCTION | 03J | LMA | 34,406.94 |
| 2006 | 0104 | 22457 | MILLTOWN/CF-06-101/CONSTRUCTION | 03J | LMA | 169,838.18 |
| 2006 | 0104 | 22457 | MILLTOWN/CF-06-101/CONSTRUCTION | 03J | LMA | 130,923.00 |
| 2006 | 0104 | 22457 | MILLTOWN/CF-06-101/CONSTRUCTION | 03J | LMA | 164,831.88 |
| 2006 | 0104 | 22512 | WOLCOTTVILLE/CF-06-224/CONSTRUCTION | 03J | LMA | 17,000.00 |
| 2006 | 0104 | 22512 | WOLCOTTVILLE/CF-06-224/CONSTRUCTION | 03J | LMA | 130,153.50 |
| 2006 | 0104 | 22512 | WOLCOTTVILLE/CF-06-224/CONSTRUCTION | 03J | LMA | 224,058.74 |
| 2006 | 0104 | 22512 | WOLCOTTVILLE/CF-06-224/CONSTRUCTION | 03J | LMA | 4,473.95 |
| 2006 | 0104 | 22512 | WOLCOTTVILLE/CF-06-224/CONSTRUCTION | 03J | LMA | 96,313.81 |
| 2006 | 0104 | 22515 | ANGOLA/CF-06-115/CONSTRUCTION | 03J | LMA | 184,903.95 |
| 2006 | 0104 | 22515 | ANGOLA/CF-06-115/CONSTRUCTION | 03J | LMA | 58,464.92 |
| 2006 | 0104 | 22515 | ANGOLA/CF-06-115/CONSTRUCTION | 03J | LMA | 33,815.59 |
| 2006 | 0104 | 22515 | ANGOLA/CF-06-115/CONSTRUCTION | 03J | LMA | 58,366.64 |
| 2006 | 0104 | 22515 | ANGOLA/CF-06-115/CONSTRUCTION | 03J | LMA | 36,097.32 |
| 2006 | 0104 | 22515 | ANGOLA/CF-06-115/CONSTRUCTION | 03J | LMA | 49,265.58 |
| 2006 | 0104 | 22515 | ANGOLA/CF-06-115/CONSTRUCTION | 03J | LMA | 79,086.00 |

| | | | | | | |
|------|------|-------|---------------------------------------|-----|-----|------------|
| 2006 | 0104 | 22515 | ANGOLA/CF-06-115/CONSTRUCTI ON | 03J | LMA | 25,000.00 |
| 2006 | 0104 | 22516 | NEWTON COUNTY/PL-06-002/PLANNI NG | 20 | LMC | 17,093.50 |
| 2006 | 0104 | 22516 | NEWTON COUNTY/PL-06-002/PLANNI NG | 20 | LMC | 24,393.00 |
| 2006 | 0104 | 22517 | LEAVENWORTH/PL-06-011/PLANNI NG | 20 | LMA | 24,300.00 |
| 2006 | 0104 | 22517 | LEAVENWORTH/PL-06-011/PLANNI NG | 20 | LMA | 16,200.00 |
| 2006 | 0104 | 22520 | BUNKER HI LL/CF-06-221/CONSTRUCTI ON | 03J | LMA | 282,098.00 |
| 2006 | 0104 | 22520 | BUNKER HI LL/CF-06-221/CONSTRUCTI ON | 03J | LMA | 2,500.00 |
| 2006 | 0104 | 22520 | BUNKER HI LL/CF-06-221/CONSTRUCTI ON | 03J | LMA | 53,012.00 |
| 2006 | 0104 | 22543 | MODOC/CF-06-106/CONSTRUCTI ON | 03H | LMA | 30,000.00 |
| 2006 | 0104 | 22543 | MODOC/CF-06-106/CONSTRUCTI ON | 03H | LMA | 25,000.00 |
| 2006 | 0104 | 22543 | MODOC/CF-06-106/CONSTRUCTI ON | 03H | LMA | 70,000.00 |
| 2006 | 0104 | 22543 | MODOC/CF-06-106/CONSTRUCTI ON | 03H | LMA | 100,000.00 |
| 2006 | 0104 | 22543 | MODOC/CF-06-106/CONSTRUCTI ON | 03H | LMA | 33,000.00 |
| 2006 | 0104 | 22543 | MODOC/CF-06-106/CONSTRUCTI ON | 03H | LMA | 34,000.00 |
| 2006 | 0104 | 22543 | MODOC/CF-06-106/CONSTRUCTI ON | 03H | LMA | 83,000.00 |
| 2006 | 0104 | 22543 | MODOC/CF-06-106/CONSTRUCTI ON | 03H | LMA | 30,000.00 |
| 2006 | 0104 | 22543 | MODOC/CF-06-106/CONSTRUCTI ON | 03H | LMA | 49,000.00 |
| 2006 | 0104 | 22544 | MI TCHELL/PL-06-001/PLANNI NG | 20 | LMA | 18,864.00 |
| 2006 | 0104 | 22544 | MI TCHELL/PL-06-001/PLANNI NG | 20 | LMA | 29,700.00 |
| 2006 | 0104 | 22659 | AVI LLA/CF-06-246/CONSTRUCTI ON | 03I | LMA | 32,606.45 |
| 2006 | 0104 | 22659 | AVI LLA/CF-06-246/CONSTRUCTI ON | 03I | LMA | 22,827.43 |
| 2006 | 0104 | 22659 | AVI LLA/CF-06-246/CONSTRUCTI ON | 03I | LMA | 10,690.87 |
| 2006 | 0104 | 22659 | AVI LLA/CF-06-246/CONSTRUCTI ON | 03I | LMA | 5,877.75 |
| 2006 | 0104 | 22659 | AVI LLA/CF-06-246/CONSTRUCTI ON | 03I | LMA | 144,088.39 |
| 2006 | 0104 | 22659 | AVI LLA/CF-06-246/CONSTRUCTI ON | 03I | LMA | 52,156.72 |
| 2006 | 0104 | 22659 | AVI LLA/CF-06-246/CONSTRUCTI ON | 03I | LMA | 54,086.63 |
| 2006 | 0104 | 22659 | AVI LLA/CF-06-246/CONSTRUCTI ON | 03I | LMA | 32,391.75 |
| 2006 | 0104 | 22659 | AVI LLA/CF-06-246/CONSTRUCTI ON | 03I | LMA | 18,727.50 |
| 2006 | 0104 | 22659 | AVI LLA/CF-06-246/CONSTRUCTI ON | 03I | LMA | 69,462.62 |
| 2006 | 0104 | 22692 | OTTERBEI N/PL-06-015/PLANNI NG | 20 | LMA | 11,880.00 |
| 2006 | 0104 | 22692 | OTTERBEI N/PL-06-015/PLANNI NG | 20 | LMA | 17,820.00 |
| 2006 | 0104 | 22693 | MECCA/CF-06-231/FI RE TRUCK | 030 | LMA | 58,898.25 |
| 2006 | 0104 | 22693 | MECCA/CF-06-231/FI RE TRUCK | 030 | LMA | 61,301.75 |
| 2006 | 0104 | 22694 | OSGOOD/CF-06-237/WATER | 03J | LMA | 87,084.00 |
| 2006 | 0104 | 22694 | OSGOOD/CF-06-237/WATER | 03J | LMA | 27,453.00 |
| 2006 | 0104 | 22694 | OSGOOD/CF-06-237/WATER | 03J | LMA | 94,287.00 |
| 2006 | 0104 | 22694 | OSGOOD/CF-06-237/WATER | 03J | LMA | 41,491.19 |
| 2006 | 0104 | 22694 | OSGOOD/CF-06-237/WATER | 03J | LMA | 58,741.99 |
| 2006 | 0104 | 22694 | OSGOOD/CF-06-237/WATER | 03J | LMA | 99,968.75 |
| 2006 | 0104 | 22694 | OSGOOD/CF-06-237/WATER | 03J | LMA | 71,292.00 |
| 2006 | 0104 | 22696 | NORTH VERNON/PL-06-004/PLANNI NG | 20 | LMA | 19,980.00 |
| 2006 | 0104 | 22696 | NORTH VERNON/PL-06-004/PLANNI NG | 20 | LMA | 9,264.00 |
| 2006 | 0104 | 22698 | PAOLI /CF-06-218/SENI OR CENTER | 03A | LMC | 48,198.35 |
| 2006 | 0104 | 22698 | PAOLI /CF-06-218/SENI OR CENTER | 03A | LMC | 73,764.35 |
| 2006 | 0104 | 22698 | PAOLI /CF-06-218/SENI OR CENTER | 03A | LMC | 152,188.17 |
| 2006 | 0104 | 22698 | PAOLI /CF-06-218/SENI OR CENTER | 03A | LMC | 100,495.06 |
| 2006 | 0104 | 22698 | PAOLI /CF-06-218/SENI OR CENTER | 03A | LMC | 32,544.74 |
| 2006 | 0104 | 22698 | PAOLI /CF-06-218/SENI OR CENTER | 03A | LMC | 67,049.33 |
| 2006 | 0104 | 22807 | FULTON COUNTY/PL-06-017/PLANNI NG | 20 | LMA | 13,829.15 |
| 2006 | 0104 | 22809 | NOBLE COUNTY/CF-06-239/FI RE STATI ON | 030 | LMA | 6,705.00 |
| 2006 | 0104 | 22809 | NOBLE COUNTY/CF-06-239/FI RE STATI ON | 030 | LMA | 16,092.00 |
| 2006 | 0104 | 22809 | NOBLE COUNTY/CF-06-239/FI RE STATI ON | 030 | LMA | 5,676.00 |
| 2006 | 0104 | 22809 | NOBLE COUNTY/CF-06-239/FI RE STATI ON | 030 | LMA | 160,987.00 |
| 2006 | 0104 | 22809 | NOBLE COUNTY/CF-06-239/FI RE STATI ON | 030 | LMA | 73,700.00 |
| 2006 | 0104 | 22809 | NOBLE COUNTY/CF-06-239/FI RE STATI ON | 030 | LMA | 44,000.00 |
| 2006 | 0104 | 22809 | NOBLE COUNTY/CF-06-239/FI RE STATI ON | 030 | LMA | 60,000.00 |
| 2006 | 0104 | 22809 | NOBLE COUNTY/CF-06-239/FI RE STATI ON | 030 | LMA | 132,840.00 |
| 2006 | 0104 | 22859 | PARAGON/CF-06-219/CONSTRUCTI ON | 03I | LMA | 183,739.20 |
| 2006 | 0104 | 22859 | PARAGON/CF-06-219/CONSTRUCTI ON | 03I | LMA | 39,304.04 |
| 2006 | 0104 | 22859 | PARAGON/CF-06-219/CONSTRUCTI ON | 03I | LMA | 175,515.66 |
| 2006 | 0104 | 22859 | PARAGON/CF-06-219/CONSTRUCTI ON | 03I | LMA | 2,304.00 |
| 2006 | 0104 | 22859 | PARAGON/CF-06-219/CONSTRUCTI ON | 03I | LMA | 62,877.10 |

| | | | | | | |
|------|------|-------|---|-----|-----|------------|
| 2006 | 0104 | 22861 | BATESVI LLE/PL-06-007/PLANNI NG | 20 | LMC | 29,100.00 |
| 2006 | 0104 | 22861 | BATESVI LLE/PL-06-007/PLANNI NG | 20 | LMC | 19,285.00 |
| 2006 | 0104 | 22869 | KNOX/PL-06-021/PLANNI NG | 20 | LMA | 15,840.00 |
| 2006 | 0104 | 22869 | KNOX/PL-06-021/PLANNI NG | 20 | LMA | 23,760.00 |
| 2006 | 0104 | 22877 | DALE/PL-06-005/PLANNI NG | 20 | LMA | 18,000.00 |
| 2006 | 0104 | 22877 | DALE/PL-06-005/PLANNI NG | 20 | LMA | 12,000.00 |
| 2006 | 0104 | 22883 | NEW HARMONY/PL-06-018/PLANNI NG | 20 | LMA | 30,000.00 |
| 2006 | 0104 | 22883 | NEW HARMONY/PL-06-018/PLANNI NG | 20 | LMA | 20,000.00 |
| 2006 | 0104 | 22888 | MONTEPLI ER/CF-06-104/FI RE TRUCK | 030 | LMA | 130,000.00 |
| 2006 | 0104 | 22920 | WI NDFALL/CF-06-229/CONSTRUCTI ON | 03J | LMA | 118,540.00 |
| 2006 | 0104 | 22920 | WI NDFALL/CF-06-229/CONSTRUCTI ON | 03J | LMA | 5,000.00 |
| 2006 | 0104 | 22920 | WI NDFALL/CF-06-229/CONSTRUCTI ON | 03J | LMA | 7,500.00 |
| 2006 | 0104 | 22920 | WI NDFALL/CF-06-229/CONSTRUCTI ON | 03J | LMA | 336,460.00 |
| 2006 | 0104 | 22933 | CHALMERS/CF-06-227/CONSTRUCTI ON | 03J | LMA | 39,426.00 |
| 2006 | 0104 | 22933 | CHALMERS/CF-06-227/CONSTRUCTI ON | 03J | LMA | 62,086.06 |
| 2006 | 0104 | 22933 | CHALMERS/CF-06-227/CONSTRUCTI ON | 03J | LMA | 130,275.61 |
| 2006 | 0104 | 22934 | HYMERA/CF-06-217/CONSTRUCTI ON | 03H | LMA | 63,364.90 |
| 2006 | 0104 | 22934 | HYMERA/CF-06-217/CONSTRUCTI ON | 03H | LMA | 93,800.14 |
| 2006 | 0104 | 22934 | HYMERA/CF-06-217/CONSTRUCTI ON | 03H | LMA | 13,891.40 |
| 2006 | 0104 | 22934 | HYMERA/CF-06-217/CONSTRUCTI ON | 03H | LMA | 70,431.11 |
| 2006 | 0104 | 22934 | HYMERA/CF-06-217/CONSTRUCTI ON | 03H | LMA | 77,776.84 |
| 2006 | 0104 | 22934 | HYMERA/CF-06-217/CONSTRUCTI ON | 03H | LMA | 96,780.71 |
| 2006 | 0104 | 22940 | PLYMOUTH/CF-06-244/WATER/SEWER | 03J | LMA | 54,611.00 |
| 2006 | 0104 | 22940 | PLYMOUTH/CF-06-244/WATER/SEWER | 03J | LMA | 10,579.00 |
| 2006 | 0104 | 22940 | PLYMOUTH/CF-06-244/WATER/SEWER | 03J | LMA | 41,310.00 |
| 2006 | 0104 | 22941 | PLYMOUTH/CF-06-244/DRAI NAGE | 03I | LMA | 6,615.00 |
| 2006 | 0104 | 22941 | PLYMOUTH/CF-06-244/DRAI NAGE | 03I | LMA | 1,590.00 |
| 2006 | 0104 | 22941 | PLYMOUTH/CF-06-244/DRAI NAGE | 03I | LMA | 7,695.00 |
| 2006 | 0104 | 22942 | PLYMOUTH/CF-06-244/ROAD | 03K | LMA | 48,546.00 |
| 2006 | 0104 | 22942 | PLYMOUTH/CF-06-244/ROAD | 03K | LMA | 129,749.39 |
| 2006 | 0104 | 22942 | PLYMOUTH/CF-06-244/ROAD | 03K | LMA | 5,394.00 |
| 2006 | 0104 | 23001 | BI RDSEYE/PL-06-022/PLANNI NG | 20 | LMA | 23,850.00 |
| 2006 | 0104 | 23001 | BI RDSEYE/PL-06-022/PLANNI NG | 20 | LMA | 24,750.00 |
| 2006 | 0104 | 23006 | REYNOLDS/PL-06-006/PLANNI NG | 20 | LMA | 24,987.50 |
| 2006 | 0104 | 23006 | REYNOLDS/PL-06-006/PLANNI NG | 20 | LMA | 23,612.50 |
| 2006 | 0104 | 23032 | CLI NTON COUNTY/CF-06-242/CONSTRUCTI ON | 03 | LMA | 98,933.50 |
| 2006 | 0104 | 23032 | CLI NTON COUNTY/CF-06-242/CONSTRUCTI ON | 03 | LMA | 189,599.89 |
| 2006 | 0104 | 23032 | CLI NTON COUNTY/CF-06-242/CONSTRUCTI ON | 03 | LMA | 75,963.65 |
| 2006 | 0104 | 23032 | CLI NTON COUNTY/CF-06-242/CONSTRUCTI ON | 03 | LMA | 97,430.35 |
| 2006 | 0104 | 23032 | CLI NTON COUNTY/CF-06-242/CONSTRUCTI ON | 03 | LMA | 38,072.60 |
| 2006 | 0104 | 23082 | LAKEVI LLE/PL-06-020/PLANNI NG | 20 | LMA | 16,000.00 |
| 2006 | 0104 | 23082 | LAKEVI LLE/PL-06-020/PLANNI NG | 20 | LMA | 24,000.00 |
| 2006 | 0104 | 23175 | CENTERVI LLE/CF-06-220/CONSTRUCTI ON | 03J | LMA | 187,613.00 |
| 2006 | 0104 | 23175 | CENTERVI LLE/CF-06-220/CONSTRUCTI ON | 03J | LMA | 187,333.00 |
| 2006 | 0104 | 23175 | CENTERVI LLE/CF-06-220/CONSTRUCTI ON | 03J | LMA | 55,054.00 |
| 2006 | 0104 | 23204 | LYONS/CF-06-228/CONSTRUCTI ON | 03J | LMA | 402,000.00 |
| 2006 | 0104 | 23234 | WOLCOTT/CF-06-223/CONSTRUCTI ON | 03H | LMA | 333,791.74 |
| 2006 | 0104 | 23234 | WOLCOTT/CF-06-223/CONSTRUCTI ON | 03H | LMA | 136,982.28 |
| 2006 | 0104 | 23257 | WHI TLEY COUNTY/CF-06-106/CONSTRUCTI ON | 03A | LMC | 19,490.30 |
| 2006 | 0104 | 23257 | WHI TLEY COUNTY/CF-06-106/CONSTRUCTI ON | 03A | LMC | 44,483.99 |
| 2006 | 0104 | 23257 | WHI TLEY COUNTY/CF-06-106/CONSTRUCTI ON | 03A | LMC | 6,968.84 |
| 2006 | 0104 | 23257 | WHI TLEY COUNTY/CF-06-106/CONSTRUCTI ON | 03A | LMC | 76,631.80 |
| 2006 | 0104 | 23257 | WHI TLEY COUNTY/CF-06-106/CONSTRUCTI ON | 03A | LMC | 104,087.41 |
| 2006 | 0104 | 23262 | MONROVI A/CF-06-238/CONSTRUCTI ON | 03 | LMA | 159,129.00 |
| 2006 | 0104 | 23262 | MONROVI A/CF-06-238/CONSTRUCTI ON | 03 | LMA | 128,153.70 |
| 2006 | 0104 | 23262 | MONROVI A/CF-06-238/CONSTRUCTI ON | 03 | LMA | 147,961.80 |
| 2006 | 0104 | 23297 | NEW POI NT/CF-06-119/CONSTRUCTI ON | 030 | LMA | 92,420.15 |
| 2006 | 0104 | 23297 | NEW POI NT/CF-06-119/CONSTRUCTI ON | 030 | LMA | 27,944.88 |
| 2006 | 0104 | 23297 | NEW POI NT/CF-06-119/CONSTRUCTI ON | 030 | LMA | 27,348.20 |
| 2006 | 0104 | 23297 | NEW POI NT/CF-06-119/CONSTRUCTI ON | 030 | LMA | 62,884.00 |
| 2006 | 0104 | 23297 | NEW POI NT/CF-06-119/CONSTRUCTI ON | 030 | LMA | 74,106.24 |
| 2006 | 0104 | 23297 | NEW POI NT/CF-06-119/CONSTRUCTI ON | 030 | LMA | 3,747.61 |

| | | | | | | |
|------|------|-------|--|-----|-----|------------|
| 2006 | 0104 | 23298 | STAUNTON/CF-06-236/CONSTRUCTI ON | 03J | LMA | 30,270.00 |
| 2006 | 0104 | 23298 | STAUNTON/CF-06-236/CONSTRUCTI ON | 03J | LMA | 55,663.00 |
| 2006 | 0104 | 23298 | STAUNTON/CF-06-236/CONSTRUCTI ON | 03J | LMA | 233,567.00 |
| 2006 | 0104 | 23298 | STAUNTON/CF-06-236/CONSTRUCTI ON | 03J | LMA | 180,500.00 |
| 2006 | 0104 | 23329 | DAVI ESS COUNTY/CF-06-18/CONSTRUCTI ON | 03A | LMC | 67,500.00 |
| 2006 | 0104 | 23329 | DAVI ESS COUNTY/CF-06-18/CONSTRUCTI ON | 03A | LMC | 37,800.00 |
| 2006 | 0104 | 23329 | DAVI ESS COUNTY/CF-06-18/CONSTRUCTI ON | 03A | LMC | 40,680.00 |
| 2006 | 0104 | 23329 | DAVI ESS COUNTY/CF-06-18/CONSTRUCTI ON | 03A | LMC | 80,000.00 |
| 2006 | 0104 | 23329 | DAVI ESS COUNTY/CF-06-18/CONSTRUCTI ON | 03A | LMC | 100,000.00 |
| 2006 | 0104 | 23331 | SULLI VAN/CF-06-234/CONSTRUCTI ON | 03D | LMC | 93,957.00 |
| 2006 | 0104 | 23331 | SULLI VAN/CF-06-234/CONSTRUCTI ON | 03D | LMC | 30,323.00 |
| 2006 | 0104 | 23331 | SULLI VAN/CF-06-234/CONSTRUCTI ON | 03D | LMC | 66,059.00 |
| 2006 | 0104 | 23331 | SULLI VAN/CF-06-234/CONSTRUCTI ON | 03D | LMC | 100,046.00 |
| 2006 | 0104 | 23331 | SULLI VAN/CF-06-234/CONSTRUCTI ON | 03D | LMC | 60,000.00 |
| 2006 | 0104 | 23334 | GLENWOOD/PL-06-013/PLANNI NG | 20 | LMA | 18,000.00 |
| 2006 | 0104 | 23334 | GLENWOOD/PL-06-013/PLANNI NG | 20 | LMA | 12,000.00 |
| 2006 | 0104 | 23360 | CHALMERS/CF-06-227/CONSTRUCTI ON | 03J | LMA | 59,196.04 |
| 2006 | 0104 | 23360 | CHALMERS/CF-06-227/CONSTRUCTI ON | 03J | LMA | 18,376.20 |
| 2006 | 0104 | 23360 | CHALMERS/CF-06-227/CONSTRUCTI ON | 03J | LMA | 82,695.24 |
| 2006 | 0104 | 23360 | CHALMERS/CF-06-227/CONSTRUCTI ON | 03J | LMA | 85,113.08 |
| 2006 | 0104 | 23570 | WAYNE COUNTY/CF-06-117/CONSTRUCTI ON | 03J | LMA | 38,719.04 |
| 2006 | 0104 | 23570 | WAYNE COUNTY/CF-06-117/CONSTRUCTI ON | 03J | LMA | 51,787.86 |
| 2006 | 0104 | 23570 | WAYNE COUNTY/CF-06-117/CONSTRUCTI ON | 03J | LMA | 34,966.11 |
| 2006 | 0104 | 23570 | WAYNE COUNTY/CF-06-117/CONSTRUCTI ON | 03J | LMA | 860.00 |
| 2006 | 0104 | 23635 | ORANGE COUNTY/CF-06-232/CONSTRUCTI ON | 03 | LMC | 71,772.08 |
| 2006 | 0104 | 23635 | ORANGE COUNTY/CF-06-232/CONSTRUCTI ON | 03 | LMC | 300,859.92 |
| 2006 | 0104 | 23736 | BETHANY/PL-06-012/PLANNI NG | 20 | LMA | 19,140.00 |
| 2006 | 0113 | 21974 | HD-006-001/BRAZI L/REHAB | 14A | LMH | 3,250.00 |
| 2006 | 0113 | 21974 | HD-006-001/BRAZI L/REHAB | 14A | LMH | 66,833.00 |
| 2006 | 0113 | 21974 | HD-006-001/BRAZI L/REHAB | 14A | LMH | 1,208.00 |
| 2006 | 0113 | 21974 | HD-006-001/BRAZI L/REHAB | 14A | LMH | 22,022.00 |
| 2006 | 0113 | 21974 | HD-006-001/BRAZI L/REHAB | 14A | LMH | 24,564.00 |
| 2006 | 0113 | 21974 | HD-006-001/BRAZI L/REHAB | 14A | LMH | 41,406.00 |
| 2006 | 0113 | 21976 | HD-006-004/SULLI VAN/REHAB | 14A | LMH | 7,344.50 |
| 2006 | 0113 | 21976 | HD-006-004/SULLI VAN/REHAB | 14A | LMH | 28,525.40 |
| 2006 | 0113 | 21976 | HD-006-004/SULLI VAN/REHAB | 14A | LMH | 13,301.80 |
| 2006 | 0113 | 21976 | HD-006-004/SULLI VAN/REHAB | 14A | LMH | 56,322.00 |
| 2006 | 0113 | 21976 | HD-006-004/SULLI VAN/REHAB | 14A | LMH | 41,028.92 |
| 2006 | 0113 | 21977 | HD-006-006-MSFWH-N/C-HOWARD COUNTY | 03 | LMC | 5,000.00 |
| 2006 | 0113 | 21977 | HD-006-006-MSFWH-N/C-HOWARD COUNTY | 03 | LMC | 40,697.18 |
| 2006 | 0113 | 21977 | HD-006-006-MSFWH-N/C-HOWARD COUNTY | 03 | LMC | 46,956.13 |
| 2006 | 0113 | 21977 | HD-006-006-MSFWH-N/C-HOWARD COUNTY | 03 | LMC | 15,442.44 |
| 2006 | 0113 | 21977 | HD-006-006-MSFWH-N/C-HOWARD COUNTY | 03 | LMC | 19,318.14 |
| 2006 | 0113 | 21978 | HD-006-008/CARLI SLE/REHAB | 14A | LMH | 18,773.00 |
| 2006 | 0113 | 21978 | HD-006-008/CARLI SLE/REHAB | 14A | LMH | 12,744.00 |
| 2006 | 0113 | 21978 | HD-006-008/CARLI SLE/REHAB | 14A | LMH | 11,300.00 |
| 2006 | 0113 | 21981 | HD-005-014/DEARBORN/REHAB/PD/RELOCATI ON | 14A | LMH | 17,666.86 |
| 2006 | 0113 | 21981 | HD-005-014/DEARBORN/REHAB/PD/RELOCATI ON | 14A | LMH | 24,382.85 |
| 2006 | 0113 | 21981 | HD-005-014/DEARBORN/REHAB/PD/RELOCATI ON | 14A | LMH | 9,810.65 |
| 2006 | 0113 | 21981 | HD-005-014/DEARBORN/REHAB/PD/RELOCATI ON | 14A | LMH | 26,153.80 |
| 2006 | 0113 | 21981 | HD-005-014/DEARBORN/REHAB/PD/RELOCATI ON | 14A | LMH | 100.00 |
| 2006 | 0113 | 21981 | HD-005-014/DEARBORN/REHAB/PD/RELOCATI ON | 14A | LMH | 49,548.79 |
| 2006 | 0113 | 21981 | HD-005-014/DEARBORN/REHAB/PD/RELOCATI ON | 14A | LMH | 26,248.94 |
| 2006 | 0113 | 21992 | HD-006-002/GREENSBURG/REHAB/PD/LEAD/RELC | 14A | LMH | 23,563.16 |
| 2006 | 0113 | 21992 | HD-006-002/GREENSBURG/REHAB/PD/LEAD/RELC | 14A | LMH | 9,575.24 |
| 2006 | 0113 | 21992 | HD-006-002/GREENSBURG/REHAB/PD/LEAD/RELC | 14A | LMH | 15,286.16 |
| 2006 | 0113 | 21992 | HD-006-002/GREENSBURG/REHAB/PD/LEAD/RELC | 14A | LMH | 20,182.22 |
| 2006 | 0113 | 21992 | HD-006-002/GREENSBURG/REHAB/PD/LEAD/RELC | 14A | LMH | 10,338.16 |
| 2006 | 0113 | 21992 | HD-006-002/GREENSBURG/REHAB/PD/LEAD/RELC | 14A | LMH | 40,192.64 |
| 2006 | 0113 | 21992 | HD-006-002/GREENSBURG/REHAB/PD/LEAD/RELC | 14A | LMH | 6,790.00 |
| 2006 | 0113 | 21992 | HD-006-002/GREENSBURG/REHAB/PD/LEAD/RELC | 14A | LMH | 6,634.92 |
| 2006 | 0113 | 21999 | HD-006-003/RUSHVI LLE/REHAB/PD/RELOCATI ON | 14A | LMH | 12,907.68 |

PR 026 2007_FINAL

| | | | | | | |
|------|------|-------|---|-----|-----|-----------|
| 2006 | 0113 | 21999 | HD-006-003/RUSHVILLE/REHAB/PD/RELOCATION | 14A | LMH | 6,746.98 |
| 2006 | 0113 | 21999 | HD-006-003/RUSHVILLE/REHAB/PD/RELOCATION | 14A | LMH | 22,340.00 |
| 2006 | 0113 | 21999 | HD-006-003/RUSHVILLE/REHAB/PD/RELOCATION | 14A | LMH | 16,210.00 |
| 2006 | 0113 | 21999 | HD-006-003/RUSHVILLE/REHAB/PD/RELOCATION | 14A | LMH | 12,857.74 |
| 2006 | 0113 | 21999 | HD-006-003/RUSHVILLE/REHAB/PD/RELOCATION | 14A | LMH | 24,753.00 |
| 2006 | 0113 | 21999 | HD-006-003/RUSHVILLE/REHAB/PD/RELOCATION | 14A | LMH | 25,139.60 |
| 2006 | 0113 | 21999 | HD-006-003/RUSHVILLE/REHAB/PD/RELOCATION | 14A | LMH | 20,545.00 |
| 2006 | 0113 | 22001 | HD-006-005/TELL CITY/REHAB/PROGDEL | 14A | LMH | 805.00 |
| 2006 | 0113 | 22001 | HD-006-005/TELL CITY/REHAB/PROGDEL | 14A | LMH | 15,471.00 |
| 2006 | 0113 | 22001 | HD-006-005/TELL CITY/REHAB/PROGDEL | 14A | LMH | 4,481.98 |
| 2006 | 0113 | 22001 | HD-006-005/TELL CITY/REHAB/PROGDEL | 14A | LMH | 5,596.00 |
| 2006 | 0113 | 22001 | HD-006-005/TELL CITY/REHAB/PROGDEL | 14A | LMH | 4,088.00 |
| 2006 | 0113 | 22001 | HD-006-005/TELL CITY/REHAB/PROGDEL | 14A | LMH | 4,088.00 |
| 2006 | 0113 | 22001 | HD-006-005/TELL CITY/REHAB/PROGDEL | 14A | LMH | 56,127.50 |
| 2006 | 0113 | 22001 | HD-006-005/TELL CITY/REHAB/PROGDEL | 14A | LMH | 26,561.56 |
| 2006 | 0113 | 22001 | HD-006-005/TELL CITY/REHAB/PROGDEL | 14A | LMH | 29,011.30 |
| 2006 | 0113 | 22001 | HD-006-005/TELL CITY/REHAB/PROGDEL | 14A | LMH | 18,613.32 |
| 2006 | 0113 | 22001 | HD-006-005/TELL CITY/REHAB/PROGDEL | 14A | LMH | 24,974.12 |
| 2006 | 0113 | 22001 | HD-006-005/TELL CITY/REHAB/PROGDEL | 14A | LMH | 16,805.00 |
| 2006 | 0113 | 22001 | HD-006-005/TELL CITY/REHAB/PROGDEL | 14A | LMH | 14,280.00 |
| 2006 | 0113 | 22001 | HD-006-005/TELL CITY/REHAB/PROGDEL | 14A | LMH | 16,091.67 |
| 2006 | 0113 | 22001 | HD-006-005/TELL CITY/REHAB/PROGDEL | 14A | LMH | 29,798.98 |
| 2006 | 0113 | 22001 | HD-006-005/TELL CITY/REHAB/PROGDEL | 14A | LMH | 912.00 |
| 2006 | 0113 | 22001 | HD-006-005/TELL CITY/REHAB/PROGDEL | 14A | LMH | 2,294.57 |
| 2006 | 0113 | 22004 | HD-006-009/DUBLIN/REHAB/PROGDEL/LEAD | 14A | LMH | 23,591.52 |
| 2006 | 0113 | 22004 | HD-006-009/DUBLIN/REHAB/PROGDEL/LEAD | 14A | LMH | 10,806.36 |
| 2006 | 0113 | 22004 | HD-006-009/DUBLIN/REHAB/PROGDEL/LEAD | 14A | LMH | 11,573.44 |
| 2006 | 0113 | 22004 | HD-006-009/DUBLIN/REHAB/PROGDEL/LEAD | 14A | LMH | 16,109.70 |
| 2006 | 0113 | 22004 | HD-006-009/DUBLIN/REHAB/PROGDEL/LEAD | 14A | LMH | 15,189.86 |
| 2006 | 0113 | 22004 | HD-006-009/DUBLIN/REHAB/PROGDEL/LEAD | 14A | LMH | 43,828.20 |
| 2006 | 0113 | 22004 | HD-006-009/DUBLIN/REHAB/PROGDEL/LEAD | 14A | LMH | 7,105.00 |
| 2006 | 0113 | 22004 | HD-006-009/DUBLIN/REHAB/PROGDEL/LEAD | 14A | LMH | 8,938.67 |
| 2006 | 0113 | 22199 | HD-006-007/WASHINGTON/REHAB/PD/LEAD | 14A | LMH | 11,875.00 |
| 2006 | 0113 | 22199 | HD-006-007/WASHINGTON/REHAB/PD/LEAD | 14A | LMH | 11,675.00 |
| 2006 | 0113 | 22199 | HD-006-007/WASHINGTON/REHAB/PD/LEAD | 14A | LMH | 11,875.00 |
| 2006 | 0113 | 22199 | HD-006-007/WASHINGTON/REHAB/PD/LEAD | 14A | LMH | 11,575.00 |
| 2006 | 0113 | 22199 | HD-006-007/WASHINGTON/REHAB/PD/LEAD | 14A | LMH | 8,059.00 |
| 2006 | 0113 | 22199 | HD-006-007/WASHINGTON/REHAB/PD/LEAD | 14A | LMH | 11,850.00 |
| 2006 | 0113 | 22199 | HD-006-007/WASHINGTON/REHAB/PD/LEAD | 14A | LMH | 11,775.00 |
| 2006 | 0113 | 22199 | HD-006-007/WASHINGTON/REHAB/PD/LEAD | 14A | LMH | 11,675.00 |
| 2006 | 0113 | 22199 | HD-006-007/WASHINGTON/REHAB/PD/LEAD | 14A | LMH | 3,141.00 |
| 2006 | 0113 | 22202 | HD-006-011/CONNERSVILLE/REHAB/PD/LEAD | 14A | LMH | 21,850.25 |
| 2006 | 0113 | 22202 | HD-006-011/CONNERSVILLE/REHAB/PD/LEAD | 14A | LMH | 13,339.50 |
| 2006 | 0113 | 22202 | HD-006-011/CONNERSVILLE/REHAB/PD/LEAD | 14A | LMH | 17,670.09 |
| 2006 | 0113 | 22202 | HD-006-011/CONNERSVILLE/REHAB/PD/LEAD | 14A | LMH | 9,975.00 |
| 2006 | 0113 | 22202 | HD-006-011/CONNERSVILLE/REHAB/PD/LEAD | 14A | LMH | 42,744.50 |
| 2006 | 0113 | 22202 | HD-006-011/CONNERSVILLE/REHAB/PD/LEAD | 14A | LMH | 6,578.08 |
| 2006 | 0113 | 22202 | HD-006-011/CONNERSVILLE/REHAB/PD/LEAD | 14A | LMH | 4,075.00 |
| 2006 | 0113 | 22202 | HD-006-011/CONNERSVILLE/REHAB/PD/LEAD | 14A | LMH | 17,725.00 |
| 2006 | 0113 | 22202 | HD-006-011/CONNERSVILLE/REHAB/PD/LEAD | 14A | LMH | 18,186.50 |
| 2006 | 0113 | 22202 | HD-006-011/CONNERSVILLE/REHAB/PD/LEAD | 14A | LMH | 71,770.83 |
| 2006 | 0113 | 22202 | HD-006-011/CONNERSVILLE/REHAB/PD/LEAD | 14A | LMH | 29,672.62 |
| 2006 | 0113 | 22202 | HD-006-011/CONNERSVILLE/REHAB/PD/LEAD | 14A | LMH | 9,465.13 |
| 2006 | 0113 | 22204 | HD-006-012/ELWOOD/REHAB/PROGDEL | 14A | LMH | 16,350.00 |
| 2006 | 0113 | 22204 | HD-006-012/ELWOOD/REHAB/PROGDEL | 14A | LMH | 13,109.65 |
| 2006 | 0113 | 22204 | HD-006-012/ELWOOD/REHAB/PROGDEL | 14A | LMH | 39,485.87 |
| 2006 | 0113 | 22204 | HD-006-012/ELWOOD/REHAB/PROGDEL | 14A | LMH | 45,544.84 |
| 2006 | 0113 | 22204 | HD-006-012/ELWOOD/REHAB/PROGDEL | 14A | LMH | 34,644.49 |
| 2006 | 0113 | 22205 | HD-006-013/RICHMOND/REHAB/LEAD/RELOCATION | 14A | LMH | 25,504.00 |
| 2006 | 0113 | 22205 | HD-006-013/RICHMOND/REHAB/LEAD/RELOCATION | 14A | LMH | 27,984.00 |
| 2006 | 0113 | 22205 | HD-006-013/RICHMOND/REHAB/LEAD/RELOCATION | 14A | LMH | 22,500.00 |
| 2006 | 0113 | 22205 | HD-006-013/RICHMOND/REHAB/LEAD/RELOCATION | 14A | LMH | 24,284.00 |

PR 026 2007_FINAL

| | | | | | | |
|------|------|-------|--|-----|-----|------------|
| 2006 | 0113 | 22205 | HD-006-013/RI CHMOND/REHAB/LEAD/RELOCATI O | 14A | LMH | 8,750.19 |
| 2006 | 0113 | 22205 | HD-006-013/RI CHMOND/REHAB/LEAD/RELOCATI O | 14A | LMH | 11,557.00 |
| 2006 | 0113 | 22205 | HD-006-013/RI CHMOND/REHAB/LEAD/RELOCATI O | 14A | LMH | 76,523.48 |
| 2006 | 0113 | 22205 | HD-006-013/RI CHMOND/REHAB/LEAD/RELOCATI O | 14A | LMH | 64,107.33 |
| 2006 | 0113 | 22205 | HD-006-013/RI CHMOND/REHAB/LEAD/RELOCATI O | 14A | LMH | 28,815.00 |
| 2006 | 0113 | 22208 | HD-006-016/FORTVILLE/REHAB/PD/LEAD | 14A | LMH | 16,336.40 |
| 2006 | 0113 | 22208 | HD-006-016/FORTVILLE/REHAB/PD/LEAD | 14A | LMH | 20,323.70 |
| 2006 | 0113 | 22208 | HD-006-016/FORTVILLE/REHAB/PD/LEAD | 14A | LMH | 72,279.90 |
| 2006 | 0113 | 22208 | HD-006-016/FORTVILLE/REHAB/PD/LEAD | 14A | LMH | 12,560.00 |
| 2006 | 0113 | 22208 | HD-006-016/FORTVILLE/REHAB/PD/LEAD | 14A | LMH | 4,200.00 |
| 2006 | 0113 | 22210 | HD-006-020-MSFWH-ORESTES-N/C/PROGDEL | 03 | LMC | 12,000.00 |
| 2006 | 0113 | 22210 | HD-006-020-MSFWH-ORESTES-N/C/PROGDEL | 03 | LMC | 43,513.85 |
| 2006 | 0113 | 22210 | HD-006-020-MSFWH-ORESTES-N/C/PROGDEL | 03 | LMC | 139,408.99 |
| 2006 | 0113 | 22210 | HD-006-020-MSFWH-ORESTES-N/C/PROGDEL | 03 | LMC | 94,536.18 |
| 2006 | 0113 | 22210 | HD-006-020-MSFWH-ORESTES-N/C/PROGDEL | 03 | LMC | 185,540.98 |
| 2006 | 0113 | 22213 | HD-006-022/PERRY/REHAB/PROGDEL | 14A | LMH | 59,993.75 |
| 2006 | 0113 | 22213 | HD-006-022/PERRY/REHAB/PROGDEL | 14A | LMH | 22,107.60 |
| 2006 | 0113 | 22213 | HD-006-022/PERRY/REHAB/PROGDEL | 14A | LMH | 17,689.20 |
| 2006 | 0113 | 22213 | HD-006-022/PERRY/REHAB/PROGDEL | 14A | LMH | 9,491.53 |
| 2006 | 0113 | 22213 | HD-006-022/PERRY/REHAB/PROGDEL | 14A | LMH | 5,000.00 |
| 2006 | 0113 | 22213 | HD-006-022/PERRY/REHAB/PROGDEL | 14A | LMH | 6,450.00 |
| 2006 | 0113 | 22213 | HD-006-022/PERRY/REHAB/PROGDEL | 14A | LMH | 20,317.04 |
| 2006 | 0113 | 22213 | HD-006-022/PERRY/REHAB/PROGDEL | 14A | LMH | 7,560.00 |
| 2006 | 0113 | 22213 | HD-006-022/PERRY/REHAB/PROGDEL | 14A | LMH | 18,885.98 |
| 2006 | 0113 | 22213 | HD-006-022/PERRY/REHAB/PROGDEL | 14A | LMH | 9,836.90 |
| 2006 | 0113 | 22259 | HD-006-014/WAYNE/REHAB/PD/LEAD/RELOCATI O | 14A | LMH | 6,225.00 |
| 2006 | 0113 | 22259 | HD-006-014/WAYNE/REHAB/PD/LEAD/RELOCATI O | 14A | LMH | 5,975.00 |
| 2006 | 0113 | 22259 | HD-006-014/WAYNE/REHAB/PD/LEAD/RELOCATI O | 14A | LMH | 10,604.15 |
| 2006 | 0113 | 22259 | HD-006-014/WAYNE/REHAB/PD/LEAD/RELOCATI O | 14A | LMH | 4,008.35 |
| 2006 | 0113 | 22259 | HD-006-014/WAYNE/REHAB/PD/LEAD/RELOCATI O | 14A | LMH | 5,975.00 |
| 2006 | 0113 | 22259 | HD-006-014/WAYNE/REHAB/PD/LEAD/RELOCATI O | 14A | LMH | 5,975.00 |
| 2006 | 0113 | 22259 | HD-006-014/WAYNE/REHAB/PD/LEAD/RELOCATI O | 14A | LMH | 23,900.00 |
| 2006 | 0113 | 22261 | HD-006-017-MSFWH-GENEVA-N/C/PROGDEL | 03 | LMC | 12,000.00 |
| 2006 | 0113 | 22261 | HD-006-017-MSFWH-GENEVA-N/C/PROGDEL | 03 | LMC | 212,377.00 |
| 2006 | 0113 | 22264 | HD-006-021/SANDBORN/REHAB/PD/LEAD/RELOC | 14A | LMH | 10,150.00 |
| 2006 | 0113 | 22264 | HD-006-021/SANDBORN/REHAB/PD/LEAD/RELOC | 14A | LMH | 3,574.01 |
| 2006 | 0113 | 22264 | HD-006-021/SANDBORN/REHAB/PD/LEAD/RELOC | 14A | LMH | 8,867.30 |
| 2006 | 0113 | 22264 | HD-006-021/SANDBORN/REHAB/PD/LEAD/RELOC | 14A | LMH | 32,854.99 |
| 2006 | 0113 | 22264 | HD-006-021/SANDBORN/REHAB/PD/LEAD/RELOC | 14A | LMH | 6,537.00 |
| 2006 | 0113 | 22264 | HD-006-021/SANDBORN/REHAB/PD/LEAD/RELOC | 14A | LMH | 15,004.00 |
| 2006 | 0113 | 22264 | HD-006-021/SANDBORN/REHAB/PD/LEAD/RELOC | 14A | LMH | 4,470.00 |
| 2006 | 0113 | 22264 | HD-006-021/SANDBORN/REHAB/PD/LEAD/RELOC | 14A | LMH | 37,611.88 |
| 2006 | 0113 | 22264 | HD-006-021/SANDBORN/REHAB/PD/LEAD/RELOC | 14A | LMH | 32,870.52 |
| 2006 | 0113 | 22264 | HD-006-021/SANDBORN/REHAB/PD/LEAD/RELOC | 14A | LMH | 13,383.00 |
| 2006 | 0113 | 22264 | HD-006-021/SANDBORN/REHAB/PD/LEAD/RELOC | 14A | LMH | 2,760.00 |
| 2006 | 0113 | 22337 | HD-006-018/HOPE/PROGDEL/REHAB/LEAD | 14A | LMH | 2,450.00 |
| 2006 | 0113 | 22337 | HD-006-018/HOPE/PROGDEL/REHAB/LEAD | 14A | LMH | 1,800.00 |
| 2006 | 0113 | 22337 | HD-006-018/HOPE/PROGDEL/REHAB/LEAD | 14A | LMH | 4,900.00 |
| 2006 | 0113 | 22337 | HD-006-018/HOPE/PROGDEL/REHAB/LEAD | 14A | LMH | 3,600.00 |
| 2006 | 0113 | 22337 | HD-006-018/HOPE/PROGDEL/REHAB/LEAD | 14A | LMH | 1,500.00 |
| 2006 | 0113 | 22343 | HD-006-019/LAPEL/PROGDEL/LEAD | 14A | LMH | 15,137.50 |
| 2006 | 0113 | 22343 | HD-006-019/LAPEL/PROGDEL/LEAD | 14A | LMH | 3,712.50 |
| 2006 | 0113 | 23122 | HD-007-001/DUGGER/PROGDEL & LEAD TESTING | 14A | LMH | 23,012.18 |
| 2006 | 0113 | 23122 | HD-007-001/DUGGER/PROGDEL & LEAD TESTING | 14A | LMH | 3,600.00 |
| 2006 | 0113 | 23122 | HD-007-001/DUGGER/PROGDEL & LEAD TESTING | 14A | LMH | 6,100.00 |
| 2007 | 0129 | 23083 | LYNNVILLE/CF-07-105/CONSTRUCTI ON | 03J | LMA | 62,072.45 |
| 2007 | 0129 | 23083 | LYNNVILLE/CF-07-105/CONSTRUCTI ON | 03J | LMA | 42,556.10 |
| 2007 | 0129 | 23083 | LYNNVILLE/CF-07-105/CONSTRUCTI ON | 03J | LMA | 18,478.57 |
| 2007 | 0129 | 23083 | LYNNVILLE/CF-07-105/CONSTRUCTI ON | 03J | LMA | 82,312.37 |
| 2007 | 0129 | 23083 | LYNNVILLE/CF-07-105/CONSTRUCTI ON | 03J | LMA | 12,271.89 |
| 2007 | 0129 | 23083 | LYNNVILLE/CF-07-105/CONSTRUCTI ON | 03J | LMA | 91,206.21 |
| 2007 | 0129 | 23084 | UPLAND/CF-07-112/CONSTRUCTI ON | 03H | LMA | 84,199.14 |

| | | | | | | |
|------|------|-------|---|-----|-----|------------|
| 2007 | 0129 | 23084 | UPLAND/CF-07-112/CONSTRUCTI ON | 03H | LMA | 201,604.36 |
| 2007 | 0129 | 23084 | UPLAND/CF-07-112/CONSTRUCTI ON | 03H | LMA | 57,825.00 |
| 2007 | 0129 | 23084 | UPLAND/CF-07-112/CONSTRUCTI ON | 03H | LMA | 96,084.00 |
| 2007 | 0129 | 23253 | DUBLI N/CF-07-107/CONSTRUCTI ON | 03J | LMA | 1,200.00 |
| 2007 | 0129 | 23253 | DUBLI N/CF-07-107/CONSTRUCTI ON | 03J | LMA | 1,470.00 |
| 2007 | 0129 | 23253 | DUBLI N/CF-07-107/CONSTRUCTI ON | 03J | LMA | 64,016.68 |
| 2007 | 0129 | 23253 | DUBLI N/CF-07-107/CONSTRUCTI ON | 03J | LMA | 2,620.00 |
| 2007 | 0129 | 23253 | DUBLI N/CF-07-107/CONSTRUCTI ON | 03J | LMA | 2,590.00 |
| 2007 | 0129 | 23253 | DUBLI N/CF-07-107/CONSTRUCTI ON | 03J | LMA | 29,356.98 |
| 2007 | 0129 | 23294 | CARTHAGE/CF-07-103/CONSTRUCTI ON | 03J | LMA | 10,000.00 |
| 2007 | 0129 | 23332 | GREENE COUNTY/CF-07-114/CONSTRUCTI ON | 03J | LMA | 14,103.00 |
| 2007 | 0129 | 23358 | KNOX COUNTY/CF-07-106/CONSTRUCTI ON | 05E | LMC | 11,800.00 |
| 2007 | 0129 | 23358 | KNOX COUNTY/CF-07-106/CONSTRUCTI ON | 05E | LMC | 37,899.30 |
| 2007 | 0129 | 23358 | KNOX COUNTY/CF-07-106/CONSTRUCTI ON | 05E | LMC | 62,843.40 |
| 2007 | 0129 | 23358 | KNOX COUNTY/CF-07-106/CONSTRUCTI ON | 05E | LMC | 24,512.40 |
| 2007 | 0129 | 23395 | WAYNETOWN/CF-07-115/CONSTRUCTI ON | 03J | LMA | 55,580.00 |
| 2007 | 0129 | 23395 | WAYNETOWN/CF-07-115/CONSTRUCTI ON | 03J | LMA | 143,870.00 |
| 2007 | 0129 | 23395 | WAYNETOWN/CF-07-115/CONSTRUCTI ON | 03J | LMA | 27,200.00 |
| 2007 | 0129 | 23395 | WAYNETOWN/CF-07-115/CONSTRUCTI ON | 03J | LMA | 915.00 |
| 2007 | 0129 | 23396 | PRI NCETON/CF-07-113/CONSTRUCTI ON | 03B | LMC | 92,877.20 |
| 2007 | 0129 | 23396 | PRI NCETON/CF-07-113/CONSTRUCTI ON | 03B | LMC | 33,843.60 |
| 2007 | 0129 | 23396 | PRI NCETON/CF-07-113/CONSTRUCTI ON | 03B | LMC | 32,000.00 |
| 2007 | 0129 | 23396 | PRI NCETON/CF-07-113/CONSTRUCTI ON | 03B | LMC | 39,783.92 |
| 2007 | 0129 | 23396 | PRI NCETON/CF-07-113/CONSTRUCTI ON | 03B | LMC | 49,560.30 |
| 2007 | 0129 | 23403 | ASHLEY/CF-07-108/CONSTRUCTI ON | 03J | LMA | 43,868.35 |
| 2007 | 0129 | 23403 | ASHLEY/CF-07-108/CONSTRUCTI ON | 03J | LMA | 30,400.00 |
| 2007 | 0129 | 23403 | ASHLEY/CF-07-108/CONSTRUCTI ON | 03J | LMA | 58,709.00 |
| 2007 | 0129 | 23403 | ASHLEY/CF-07-108/CONSTRUCTI ON | 03J | LMA | 27,778.00 |
| 2007 | 0129 | 23452 | MORGAN COUNTY/CF-07-110/CONSTRUCTI ON | 03J | LMA | 159,327.77 |
| 2007 | 0129 | 23452 | MORGAN COUNTY/CF-07-110/CONSTRUCTI ON | 03J | LMA | 1,340.00 |
| 2007 | 0129 | 23458 | FOUNTAI N CI TY/CF-07-120/CONSTRUCTI ON | 03H | LMA | 42,167.43 |
| 2007 | 0129 | 23458 | FOUNTAI N CI TY/CF-07-120/CONSTRUCTI ON | 03H | LMA | 101,853.40 |
| 2007 | 0129 | 23474 | FAI RMOUNT/CF-07-223/LI BRARY | 03 | LMA | 198,000.00 |
| 2007 | 0129 | 23474 | FAI RMOUNT/CF-07-223/LI BRARY | 03 | LMA | 45,654.30 |
| 2007 | 0129 | 23475 | ROSEDALE/CF-07-101/CONSTRUCTI ON | 03J | LMA | 49,162.50 |
| 2007 | 0129 | 23475 | ROSEDALE/CF-07-101/CONSTRUCTI ON | 03J | LMA | 172,075.86 |
| 2007 | 0129 | 23537 | SUNMAN/CF-07-116/CONSTRUCTI ON | 03E | LMA | 194,070.00 |
| 2007 | 0129 | 23563 | PRI NCETON/I D-07-001/CONSTRUCTI ON | 03J | LMJ | 1,000.00 |
| 2007 | 0129 | 23563 | PRI NCETON/I D-07-001/CONSTRUCTI ON | 03J | LMJ | 1,000.00 |
| 2007 | 0129 | 23566 | RENSSELAER/CF-07-119/CONSTRUCTI ON | 03J | LMA | 108,231.34 |
| 2007 | 0129 | 23566 | RENSSELAER/CF-07-119/CONSTRUCTI ON | 03J | LMA | 220,380.48 |
| 2007 | 0129 | 23568 | FULTON COUNTY/CF-07-118/CONSTRUCTI ON | 03H | LMA | 14,202.55 |
| 2007 | 0129 | 23568 | FULTON COUNTY/CF-07-118/CONSTRUCTI ON | 03H | LMA | 169,653.41 |
| 2007 | 0129 | 23619 | PETERSBURG/CF-07-220/CONSTRUCTI ON | 03J | LMA | 132,692.00 |
| 2007 | 0129 | 23619 | PETERSBURG/CF-07-220/CONSTRUCTI ON | 03J | LMA | 27,080.00 |
| 2007 | 0129 | 23704 | EDWARDSPORT/CF-07-111/CONSTRUCTI ON | 030 | LMA | 12,600.00 |
| 2007 | 0129 | 23704 | EDWARDSPORT/CF-07-111/CONSTRUCTI ON | 030 | LMA | 82,318.00 |
| 2007 | 0130 | 23123 | HD-007-001/DUGGER/REHAB & LEAD TESTI NG | 14A | LMH | 25,785.00 |
| 2007 | 0130 | 23123 | HD-007-001/DUGGER/REHAB & LEAD TESTI NG | 14A | LMH | 58,202.25 |
| 2007 | 0130 | 23123 | HD-007-001/DUGGER/REHAB & LEAD TESTI NG | 14A | LMH | 19,665.00 |
| 2007 | 0130 | 23123 | HD-007-001/DUGGER/REHAB & LEAD TESTI NG | 14A | LMH | 9,095.00 |
| 2007 | 0130 | 23123 | HD-007-001/DUGGER/REHAB & LEAD TESTI NG | 14A | LMH | 5,237.82 |
| 2007 | 0130 | 23128 | HD-007-002/WI LKINSON/PD-LEAD-REHAB | 14A | LMH | 18,717.50 |
| 2007 | 0130 | 23128 | HD-007-002/WI LKINSON/PD-LEAD-REHAB | 14A | LMH | 27,609.83 |
| 2007 | 0130 | 23131 | HD-007-003/CAMDEN/PD-LEAD-REHAB | 14A | LMH | 24,622.50 |
| 2007 | 0130 | 23134 | HD-007-004/CHESTERFI ELD/PD-LEAD-REHAB | 14A | LMH | 16,170.00 |
| 2007 | 0130 | 23137 | HD-007-005/LI NTON/PD-LEAD-REHAB-RELOC | 14A | LMH | 3,500.00 |
| 2007 | 0130 | 23137 | HD-007-005/LI NTON/PD-LEAD-REHAB-RELOC | 14A | LMH | 2,800.00 |
| 2007 | 0130 | 23137 | HD-007-005/LI NTON/PD-LEAD-REHAB-RELOC | 14A | LMH | 6,970.32 |
| 2007 | 0130 | 23137 | HD-007-005/LI NTON/PD-LEAD-REHAB-RELOC | 14A | LMH | 3,691.25 |
| 2007 | 0130 | 23139 | HD-007-006/TELL CI TY/ REHAB & PD | 14A | LMH | 3,137.84 |
| 2007 | 0130 | 23139 | HD-007-006/TELL CI TY/ REHAB & PD | 14A | LMH | 43,394.24 |

PR 026 2007_FINAL

| | | | | | | |
|--------|------|-------|---|-----|-----|---------------|
| 2007 | 0130 | 23139 | HD-007-006/TELL CITY/ REHAB & PD | 14A | LMH | 11,577.62 |
| 2007 | 0130 | 23142 | HD-007-007/SYRACUSE/PD-LEAD-REHAB-RELOC | 14A | LMH | 13,334.00 |
| 2007 | 0130 | 23142 | HD-007-007/SYRACUSE/PD-LEAD-REHAB-RELOC | 14A | LMH | 12,665.22 |
| 2007 | 0130 | 23145 | HD-007-008/UNI ON CI TY/PD-LEAD-REHAB | 14A | LMH | 36,861.75 |
| 2007 | 0130 | 23145 | HD-007-008/UNI ON CI TY/PD-LEAD-REHAB | 14A | LMH | 13,750.00 |
| 2007 | 0130 | 23151 | HD-007-010/CENTERVI LLE/PD-LEAD-REHAB | 14A | LMH | 15,250.00 |
| 2007 | 0130 | 23151 | HD-007-010/CENTERVI LLE/PD-LEAD-REHAB | 14A | LMH | 18,835.53 |
| 2007 | 0130 | 23151 | HD-007-010/CENTERVI LLE/PD-LEAD-REHAB | 14A | LMH | 30,347.70 |
| 2007 | 0130 | 23151 | HD-007-010/CENTERVI LLE/PD-LEAD-REHAB | 14A | LMH | 20,564.72 |
| 2007 | 0130 | 23151 | HD-007-010/CENTERVI LLE/PD-LEAD-REHAB | 14A | LMH | 37,854.89 |
| 2007 | 0130 | 23345 | HD-007-011-MSFWH-N/C- NOBLE COUNTY | 03 | LMC | 12,899.85 |
| 2007 | 0130 | 23345 | HD-007-011-MSFWH-N/C- NOBLE COUNTY | 03 | LMC | 4,299.95 |
| 2007 | 0130 | 23550 | HD-007-027/HAGERSTOWN/PD-LEAD-REHAB | 14A | LMH | 11,100.00 |
| 2007 | 0130 | 23553 | HD-007-024/PERRY/PD-LEAD-REHAB | 14A | LMH | 1,500.00 |
| 2007 | 0130 | 23553 | HD-007-024/PERRY/PD-LEAD-REHAB | 14A | LMH | 6,670.36 |
| 2007 | 0130 | 23605 | HD-007-014/MSFWH-N/C-PD TOWN OF GENEVA | 03 | LMC | 20,002.45 |
| 2007 | 0130 | 23605 | HD-007-014/MSFWH-N/C-PD TOWN OF GENEVA | 03 | LMC | 80,525.55 |
| 2007 | 0130 | 23666 | HD-007-019/LYONS/PD-LEAD-REHAB | 14A | LMH | 12,200.00 |
| | | | | | | ----- |
| TOTAL: | | | | | | 28,237,567.55 |

Download this Report
[Back to Report Listings](#)

SECTION IV.
Homeless Activities

SECTION IV.

Homeless Activities

The Emergency Shelter Grant (ESG), HOME Investment Partnerships Program (HOME) and Community Development Block Grants (CDBG) are the primary resources used for funding homeless activities in Indiana. The ESG may be used for rehabilitation or conversion of buildings into homeless shelters; shelter operating expenses; “essential services” (supportive services concerned with employment, health, substance abuse, and education); homeless prevention activities; and administrative costs. The ESG serves persons who are homeless or at high risk of becoming immediately homeless.

The State uses HOME funds for development, rehabilitation and preservation of affordable housing to mitigate the risk of homelessness, and development or rehabilitation of transitional housing. CDBG funding is used for construction or rehabilitation of emergency shelters and transitional housing.

During program year (PY) 2007, the State was entitled \$1.9 million in ESG dollars for nonentitlement communities throughout the State. The State also rolled over approximately \$154,530 in ESG funds from 2006. In addition, HOME and CDBG funding was used for transitional housing development and rehabilitation, permanent supportive housing, emergency shelters, farmworker housing and tenant-based rental assistance. The ESG program is overseen by the Indiana Housing Community Development Authority (IHCDA).

This section of the CAPER discusses how these funds were used to mitigate the housing and shelter needs of the State’s homeless population.

Homelessness in Indiana

One of the greatest challenges in serving the needs of persons who are homeless is identifying the extent of their needs. Because the homeless are a transient, and often hidden population, data on the number of the population, their physical and mental health and other factors (e.g., education, financial resources, if any) are hard to measure. As a result, establishing priority needs for the homeless population can be very difficult.

Data from the Continuum of Care (2007) estimate the number of persons experiencing homelessness in the geocodes tied to the Balance of State Application (IN502) to be 4,906. An additional 479,285 households are cost burdened (i.e., their rent or mortgage payment constitutes more than 30 percent of their monthly income) placing them at risk of homelessness. These individuals may be forced to move in with friends or relatives, or live in other temporary housing because of difficulties in finding housing of their own.

Priority Needs

The State's FY2005-2009 Five-Year Consolidated Plan goals directly related to persons who are homeless and the Specific Outcome Indicators the State uses to evaluate its performance during FY2007 follow. The indicators are organized around HUD's Objective and Outcome categories included:

Goal 1. Expand and preserve affordable housing opportunities throughout the housing continuum.

- Decent Housing
 - Availability/Accessibility
 - Affordability
 - Sustainability

Goal 2. Reduce homelessness and increase housing stability for special needs populations.

- Decent Housing
 - Availability/Accessibility

Specific objectives proposed to address these goals include:

- Improve the range of housing options for special needs populations;
- Increase number of homeless in permanent supportive housing;
- Improve services for low/moderate income persons; and
- End chronic homelessness.

To address these goals, objectives and outcomes the State proposes to provide funding for activities that assist those that are at risk of being homeless or who would otherwise be homeless. These activities include:

- Transitional Housing—rehabilitation/new construction/refinance;
- Permanent Supportive Housing— rehabilitation/new construction/refinance;
- Rental Housing—rehabilitation/new construction/refinance;
- Homebuyer—rehabilitation/new construction;
- Down Payment Assistance;
- Owner-Occupied Rehabilitation (OOR);
- Emergency Shelter—rehabilitation/new construction;
- Youth Shelter—rehabilitation/new construction;
- Migrant/Seasonal Farm Worker—rehabilitation/new construction; and
- Voluntary Acquisition/Demolition.

The State used ESG, HOME, CDBG, and HOPWA funds, in addition to non-federal resources, to meet the goals and objectives summarized above. A complete description of the action items accomplished to meet the goals for the 2007 program year is included in Section II of this CAPER. This section provides specific information on how HUD funds, especially ESG, were utilized to meet the goals and carry out the action items targeted to persons who are homeless.

HOME and CDBG

IHCDA has developed a “Homeless Initiative,” which involves an annual commitment of HOME and CDBG funds to emergency shelter, transitional and permanent supportive housing projects and homeless prevention projects. One of the homeless prevention objectives that started this year was a re-entry program called the Lafayette Re-Entry Court TBRA Program. IHCDA collaborated with the City of Lafayette, the Re-Entry Court in Tippecanoe County Superior Court, Lafayette Urban Ministry Shelter, Lafayette Police Department and Purdue University for the tenant-based rental assistance program. IHCDA dedicated \$256,485 for 30 units for a two-year period.

During PY2007, this set-aside amount was used to fund a transitional housing project, two permanent supportive housing projects, two farm worker housing projects, one emergency shelter, and provided refugee families with rental assistance. Exhibit IV-1 shows the recipients, programs, anticipated number of units/beneficiaries funded, award amounts and activities for these projects.

Exhibit IV-1. Emergency, Transitional and Permanent Supportive Housing Projects and TBRA Funded by HOME and CDBG, PY2007

| Grantee | Activity | County | Grant | Anticipated Units | Award Amount |
|--|--------------------------|------------|-------|-------------------|--------------------|
| New Construction: | | | | | |
| Affordable Housing Corp. of Marion, IN | Transitional Hsg | Grant | CHDO | 11 | \$546,000 |
| Board of Commissioners of Noble County | Farmworker Hsg | Noble | CDBG | 3 | \$140,000 |
| Guerin, Inc. | Permanent Supportive Hsg | Floyd | HOME | | \$245,000 |
| Monroe County | Emergency Shelter | Monroe | CDBG | 25 | \$400,000 |
| Town of Geneva | Farmworker Hsg | Adams | CDBG | 30 | \$235,000 |
| Total New Construction | | | | 69 | \$1,566,000 |
| Rehabilitation: | | | | | |
| Lafayette Transitional Housing Center, Inc. | Permanent Supportive Hsg | Tippecanoe | HOME | 24 | \$575,000 |
| Total Rehabilitation | | | | 24 | \$575,000 |
| Tenant-Based Rental Assistance: | | | | | |
| Catholic Charities Indianapolis | TBRA | Marion | HOME | | \$200,000 |
| Exodus Refugee Immigration | TBRA | Marion | HOME | | \$200,000 |
| Total TBRA | | | | 0 | \$400,000 |
| Total New Construction, Rehabilitation and TBRA | | | | 93 | \$2,541,000 |

Source: Indiana Housing and Community Development Authority.

The following exhibit shows the projects that closed during FY2007.

**Exhibit IV-2.
Closed Emergency, Transitional and Permanent Supportive
Housing Projects and TBRA Funded by HOME and CDBG, PY2007**

| Grantee | Activity | Grant | Award Year | Units Created | Closed Amount |
|--|--------------------------|-------|------------|---------------|--------------------|
| New Construction: | | | | | |
| Town of Geneva | Farmworker Hsg | CDBG | 2006 | | \$500,000 |
| Town of Orestes | Farmworker Hsg | CDBG | 2004 | | \$500,000 |
| Town of Orestes | Farmworker Hsg | CDBG | 2006 | | \$500,000 |
| Total New Construction | | | | 0 | \$1,500,000 |
| Rehabilitation: | | | | | |
| Blue River Services, Inc. | Transitional Hsg | CHDO | 2005 | 4 | \$165,186 |
| Housing Opportunities, Inc. | Permanent Supportive Hsg | CHDO | 2005 | 8 | \$320,000 |
| Pathfinder Services Inc | Transitional Hsg | CHDO | 2005 | | \$121,450 |
| Pathway to Recovery, Inc. | Permanent Supportive Hsg | HOME | 2004 | 11 | \$164,802 |
| Total Rehabilitation | | | | 23 | \$771,438 |
| Total New Construction and Rehabilitation | | | | 23 | \$2,271,438 |

Source: Indiana Housing and Community Development Authority.

Continuum of Care (CoC)

An important part of achieving the previously mentioned goals is to enhance the State’s Continuum of Care. The CoC is evolving from an informal network of continuums (some better organized than others) into a formalized, coordinated statewide care network. The State has been working to develop the Continuum into an organized network with defined regions where funding can be concentrated to meet each individual region’s greatest needs. In 2007, IHCDCA focused their attention to prepare the CoC Regions (13 regions) on how to collaborate with all organizations who work with the homeless population.

Continuum of Care administration. IHCDCA served as the lead agency on the Indiana Interagency Council on the Homeless, which had oversight for the Balance of State CoC Application. For PY2007, the Indiana Balance of State was awarded four new projects in the amount of \$2.9 million and 55 different renewal grants to 35 agencies, which resulted in \$12 million in CoC funding for Supportive Housing Program Renewal and Shelter Plus Care Renewal. IHCDCA oversees the Shelter Plus Care, which is discussed on the following page.

IHCDCA contracted with the Indiana Coalition on Housing and Homeless Issues (ICHHI) to help the State prepare the 2007 CoC application. ICHHI is a statewide nonprofit organization that works toward eliminating homelessness and poverty in Indiana, ensuring that every Indiana citizen has access to safe, decent, and affordable housing and necessary supportive services. ICHHI provides CoC technical assistance on behalf of HUD (Supportive Housing Program Technical Assistance Grant), the Indiana Civil Rights Commission (Technical Assistance Grant), and through grants and contracts with local governments and service providers. ICHHI serves as lead entity through the Indiana Interagency Council on the Homeless.

Continuum of Care progress. Indiana's CoC planning process is a coordinated and inclusive process of State, Regional, and Local level entities working together. The Interagency Council on the Homeless brings together decision makers from state agencies to improve coordination and collaboration among state agencies and formulate Indiana's statewide response to homelessness. This format has led to several accomplishments, including:

- Overseeing the second year of HMIS implementation;
- Maintaining an accurate community-wide inventory of housing and services; and
- Participating in the Ending Family Homelessness Policy Academy.

Recipient involvement. The Interagency Council includes representatives from the two recipient agencies. The Council also includes representatives from Indiana State Department of Health, Department of Corrections, Department of Workforce Development, ICHHI, the Department of Veterans Affairs and the Department of Mental Health.

During 2007-2008 year, the ESG Program Monitor participated in the Indiana Interagency Council on the Homeless, Homeless Task Force Committee, Homeless Children Committee, and the HMIS Committee. The ESG Program Monitor was also a reader and helped score applications for the Continuum of Care.

This was the second year of the two-year contract with IHCD. Scoring of the applications in 2007 focused on the capacity of the shelters, the number of clients that were served, the Continuum of Care regions and the scores of their applications. Attached is the ESG Application, which explains the ESG funding allocation process for the 2007-2008 year of the contract.

The HMIS system continued in 2007 through collaboration with Indiana Coalition on Housing and Homeless Issues. All of the 86 shelters have the HMIS software in use and have undergone specialized training. There are 27 shelters that are domestic violence shelters not entering HMIS data due to confidentiality issues. Of the 60 shelters that are entering HMIS data, 97 percent of them are compliant of entering data on a regular and consistent manner. The shelters are able to pull data from the HMIS system for their ESG Annual Report. In addition to the ESG Annual Reports, some of the shelters are utilizing the software for many other purposes, such as case management notes, bed counts, medical appointments, etc.

Shelter Plus Care. In PY2007, the Indiana Balance of State received a renewal of \$637,188 for five of the Shelter Plus Care programs for FY2007. During PY2007, IHCD oversaw ten open Shelter Plus Care awards totaling over \$6 million. In addition to IHCD's own Shelter Plus Care program, IHCD worked with Aliveness Project, Catholic Charities, Community Action of Northeast Indiana, Community Mental Health Center, Edgewater Systems for Balanced Living, Mental Health Association in Vigo County, Park Center, Porter Starke Services and Tri City Comprehensive Mental Health Center. Furthermore, in 2007 the Balance of State was awarded \$2 million for two new Shelter Plus Care Programs that will house clients in Evansville, Lafayette, Muncie and Kokomo areas.

Shelter Plus Care funds are awarded through HUD’s SuperNOFA competitive application each year. Shelter Plus Care links tenant-based rental assistance to supportive services for hard to serve homeless persons with mental illness, HIV/AIDS, and/or chronic substance abuse. The regulations require that the State is the applicant for the Shelter Plus Care funding, but a project sponsor is identified on the application as the responsible administrator at the local level.

HUD awards the funds to IHCDA and then IHCDA subcontracts with the local project sponsor to administer the program. IHCDA is responsible for the compliance and reporting associated with these awards. The initial award contracts are made for a period of five years. Agencies are then able to apply through the HUD SuperNOFA for one year renewals.

During PY2001, FSSA awarded Shelter Plus Care funds to Community Action of Northeast Indiana, who will receive \$900,000 over five years, which will produce approximately 50 vouchers for housing and utility payments in DeKalb, LaGrange, Noble, Steuben and Whitely counties.

IHCDA has also played a key role in developing the Continuum of Care. IHCDA has an annual goal of dedicating \$3.1 million to homeless initiatives.

In addition, IHCDA was the original award recipient for FY2002 Continuum of Care funding for the first phase of implementing HMIS to the balance of the State. In September 2003, the IHCDA Board of Directors approved a modification naming ICHHI as the award recipient for the remainder of the award period. The original award was \$252,000 and for a three-year period. IHCDA provided a \$60,000 match.

Emergency Shelter Grant

ESG program benefits special populations like the homeless, chronic homeless, homeless persons who have AIDS/HIV, elderly, disabled, mental illness, veterans, domestic violence and those who have substance abuse issues.

During the 2007 program year, the State of Indiana received an Emergency Shelter Grant of \$1.9 million to use for homeless shelter support, services and operations, homeless prevention activities and limited administrative costs. In addition to these activities, IHCDA issued an RFP for Grantees to apply for rehabilitation/renovation dollars to improve the accessibility of Shelters for persons with disabilities. The ESG award was administered by IHCDA. The following exhibit shows the dollar amounts of ESG that were allocated, committed and expended.

**Exhibit IV-3.
ESG Allocations and Amount Drawn, FY2005, FY2006 and FY2007**

| ESG Fund Type | Grant Year | Amount of Allocation | Committed to Activities | Net Drawn Amount | Available to Commit to Activities | Available to Draw |
|---------------|------------|----------------------|-------------------------|------------------|-----------------------------------|-------------------|
| Entitlement | 2005 | \$1,890,425 | \$1,890,425 | \$1,890,425 | \$0 | \$0 |
| | 2006 | \$1,892,729 | \$1,892,729 | \$1,892,729 | \$0 | \$0 |
| | 2007 | \$1,916,143 | \$1,916,143 | \$1,851,270 | \$0 | \$64,873 |

Source: IDIS CO4PR01 as of August 28, 2008.

Activities funded. Section II of the CAPER contains the State’s Five-Year Consolidated Plan objectives and the 2007 program year Action Plan. ESG activities for 2007 supported the goals of both.

- The homeless prevention activities funded by the ESG program—specifically, the rental and mortgage payment assistance to prevent eviction and foreclosure—helped to preserve affordable housing for those at risk of homelessness.
- The essential service activities funded case management for services like mainstream resources, childcare, transportation, substance abuse and housing placement for residents of homeless shelters.
- Through the provision of operating dollars to existing shelters, ESG funds were a critical component in preserving and strengthening the safety net for the State’s special needs groups.
- The rehabilitation/renovation dollars were used to improve the accessibility of Shelters for persons with disabilities.

As in past years, the State chose to allocate this funding to three primary activities: essential services, operations, and homeless prevention activities. In addition to these three activities, the State included a one-time activity by funding the rehabilitation/renovation of shelters. These types of activities are described below.

**Exhibit IV-4.
ESG Grantee Activity
Summary, Program
Year 2007**

Source:
Indiana Housing and Community
Development Authority.

| | Funded Amount | Spent | Committed for 2008 |
|---------------------------|--------------------|--------------------|-----------------------|
| Essential Services | \$401,612 | \$400,809 | \$804 |
| Operations | \$1,448,207 | \$1,442,723 | \$5,485 |
| Homeless Prevention | \$77,007 | \$74,163 | \$2,844 |
| Renovation/Rehabilitation | \$48,040 | \$31,127 | \$16,913 |
| Admin/Unexpended Funds | <u>\$95,807</u> | <u>\$58,771</u> | <u>\$37,036</u> |
| Total ESG Funds | \$2,070,674 | \$2,007,592 | \$63,081 |

Essential Services. In PY2007, approximately \$401,000 or 19 percent of the ESG funds were allocated to essential services. Essential services consist of supportive services provided by shelters for persons who are homeless. These services vary, as they are tailored to client needs. In general, essential services consist of the following:

- Employment services: job placement, job training, and employment counseling;
- Health care services: medical and psychological counseling, nutrition counseling, and substance abuse treatment; and
- Other services: assistance in locating permanent housing and income assistance, childcare and transportation.

Shelter Operations. Seventy percent of the total ESG dollars funded by the State for PY2007—\$1.45 million—were allocated to shelter operation activities. These funds were used by shelters for operating and maintenance costs, shelter lease costs, capital expenses, payment of utilities, purchases of equipment and furnishings, provision of security, as well as purchase of food.

The State believes that the greatest need of shelters is for operational subsidies. Running a shelter for the homeless is a difficult business: the work is challenging and intense, staff turnover can be high, client needs usually exceed the services available and operational funding is scarce and very competitive.

Homeless Prevention. The State believes in taking a proactive approach to the problem of homelessness. Once a person becomes homeless, it can be very difficult to move them back into permanent housing. During the 2007 program year, the State allocated approximately \$77,000—or 4 percent of ESG funding—to homeless prevention activities.

The State assisted those at risk of becoming homeless through the following:

- Short-term rental and mortgage subsidies to prevent evictions or foreclosures;
- Payment of apartment security deposits;
- Mediation of landlord/tenant disputes; and
- Provision of legal services for tenants in eviction proceedings.

Renovation/Rehabilitation. In PY2007, the State issued a one-time Request for Proposals (RFP) for grantees to apply for funding to improve the accessibility of their shelters for persons with disabilities. Five Shelters were awarded a combined total of \$48,040 to complete the accessibility improvements.

Remainder of ESG. Approximately \$95,800 (5 percent) of the 2007 ESG award was allocated for administration. However, the State spent only \$58,771 on administration in FY2007. Therefore, the remaining administrative dollars (\$37,036) will roll over to the shelters for the next fiscal year.

Donations. Cash and in-kind donations from private individuals, organizations and other government entities provide another vital source of funding for the State's shelters. These donations came from a variety of sources including foundations and nonprofit organizations, local fund drives and small individual contributions. The majority of the in-kind donations consists of volunteer labor, but may also be made up of tangible goods (e.g., furniture, clothing, equipment)¹.

¹ IHCDAs audits the components of the in-kind donations and calculations used to derive the donation amount during on-site monitoring.

Exhibit IV-5 shows the level of matching funds received in PY2003 through 2007 along with a ratio of matching funds to the total amount of award in both years.

**Exhibit IV-5.
Cash and In-Kind Funding, ESG PY2003 through 2007**

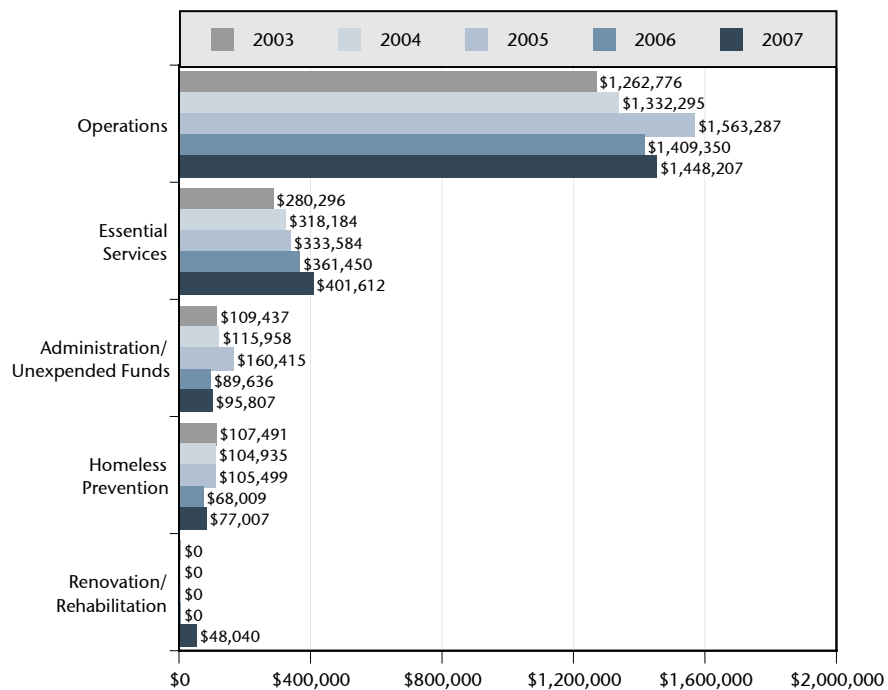
| Type of Match | FY2003 | FY2004 | FY2005 | FY2006 | FY2007 |
|---------------------------------------|-------------|-------------|-------------|-------------|-------------|
| Cash Match | \$751,436 | \$812,669 | \$1,099,332 | \$799,754 | \$1,510,312 |
| In-Kind Match | \$899,127 | \$942,744 | \$903,039 | \$1,018,145 | \$438,492 |
| Total Match | \$1,650,563 | \$1,755,414 | \$2,002,370 | \$1,817,898 | \$1,948,804 |
| Cash Match to Total Amount of Awards | 0.43 | 0.43 | 0.51 | 0.41 | 0.73 |
| Total Match to Total Amount of Awards | 0.94 | 0.95 | 0.92 | 0.94 | 0.94 |

Source: Indiana Housing and Community Development Authority.

Overall Program Year Allocation

Exhibit IV-6 shows how funding was been allocated among essential services, operations and homeless prevention activities in PY2003 through 2007. The funding distribution has remained very consistent over the five years.

**Exhibit IV-6.
Allocation of
ESG Award by
Activity Type,
PY2003
through 2007**



Source:
Indiana Housing and
Community
Development Authority.

As Exhibit IV-7 demonstrates, the average award amounts have been very similar over the last five years. In 2007, the ESG supported a fewer number of awards than in years past; the number housed supported by the award was higher than the previous year.

**Exhibit IV-7.
Summary Statistics, ESG Funding PY2002 through 2007**

| | FY2003 | FY2004 | FY2005 | FY2006 | FY2007 |
|----------------------|----------|----------|----------|----------|----------|
| Number of Awards | 90 | 94 | 94 | 89 | 85 |
| Number Housed | - | - | 24,523 | 18,975 | 19,040 |
| Average Award | \$18,756 | \$18,675 | \$21,531 | \$20,883 | \$23,234 |
| Highest Award Amount | \$40,000 | \$40,224 | \$45,639 | \$59,093 | \$61,193 |
| Lowest Award Amount | \$9,700 | \$9,134 | \$8,576 | \$2,350 | \$4,450 |

Source: Indiana Housing and Community Development Authority.

Award monitoring. IHCDA closely monitors the shelters it funds. IHCDA has developed a comprehensive monitoring tool used in personal visits to shelters.

The purpose of the monitoring is two-fold:

- To ensure that the shelters receiving the award are in compliance with program regulations; and
- To better identify needs of the State’s shelters and homeless populations.

In PY2007, the Emergency Shelter Grant Program Monitor completed the required monitoring of 25 percent of the shelters in the State (a total of 22) and there were 20 Domestic Violence shelters that had peer reviews conducted by FSSA with Domestic Violence Funds. The Program Monitor utilizes a monitoring tool. A copy of the monitoring tool developed and used by IHCDA is attached to this section.

The tool covers services provided through essential services, operational services and homeless prevention. The tool and the site visit covers mainstream resources, transitioning to permanent housing, volunteers, financial accountability, ESG match, fees for services, personnel issues, facility inspection, services offered by the facility as well as those services that are referred out to the other collaborative agencies. The tool looks at their participation in the Continuum of Care meetings, community support, HMIS usage and any pending issues.

Shelters are required to complete a monthly ESG Performance Report to IHCDA. The report will report number and type of clients served during the month and the shelters’ progress on achieving their goals. Data from the Performance Based Reports for July 1, 2007 through June 30, 2008 showed that shelters informed and referred clients to mainstream resources 94 percent of the time. This decreased slightly from last year however it is still a good percentage. Large day shelters had the most difficulty in meeting this goal at 100 percent because of their large volume and quick exit from the shelter.

A copy of the performance report and its application to meeting HUD's new performance-based measurement approach is discussed and attached to Section VI.

Shelters chose three objectives out of the 16 options. The shelters were required to meet the minimum percentage goal by the end of the fiscal year. As a whole, the shelters improved the performance in making sure clients received services from their shelters. Many of the shelters met the minimum percent for each objective. Two shelters had difficulty meeting objective #10: having case management at least one time a week. The average of the shelters meeting the goal was good and the overall average for all the shelters was 93 percent. Seven shelters had difficulty with objective #16 regarding having clients participate in evaluating shelter services. The clients typically left the shelter before filling out an evaluation form. Even with these complications, the shelters still had an overall average of 63 percent who completed the evaluations. These problem areas were similar to last years with the same shelters reporting difficulties. The following exhibit shows the performance results of the ESG performance goals for FY2007.

Exhibit IV-8.

ESG Performance Based Progress Reports and Claim Tracking Sheet Summary, PY 2007

| Performance-based objectives | Average of all shelters for each objective | No. of Shelters who chose objective |
|---|--|-------------------------------------|
| Case Management/Essential | | |
| 1. 85% of clients will receive information/education materials for their needs and services within 3-7 days of assessment. | 96% | 24 |
| 2. 55% of the adult domestic violence clients will complete a safety plan | 85% | 13 |
| 3. 80% of the clients will establish a case/care plan within 7 days of admission | 95% | 26 |
| 4. 40% of clients will access transitional or permanent housing upon successful completion from the program | 69% | 20 |
| 5. 85% of clients will be assisted with an enrollment to an educational and/or job training program. | 100% | 3 |
| 6. 85% clients will increase their income or be employed upon exit from the program | 73% | 11 |
| 7. 85% of clients will be informed and referred to mainstream programs | 94% | 23 |
| 8. 50% of transitional residents will move from transitional to permanent housing for families/individuals that stay at least 24 months | 77% | 4 |
| 9. 80% of clients who reside in transitional units will receive case management at least 1 time a month | 99% | 8 |
| 10. 80% of clients will receive case management at least 1 time a week that stay more than 7 days for emergency shelters | 93% | 23 |
| 11. 80% of clients will have established goals and objectives for those who stay 30 days or more | 95% | 15 |
| 12. 50% of clients will work on plan to achieve self sufficiency. | 87% | 8 |
| Homeless Prevention | | |
| 13. 85% of clients will complete assessments/intake within 72 hours | 96% | 8 |
| 14. 80% of clients who receive utility, rent subsidies, security deposits will be given a referral or service for budgeting, | 83% | 6 |
| 15. Conduct a community outreach program at least one per quarter (must be speaking or face to face outreach) | 100% | 9 |
| Operations | | |
| 16. 50% of the adult clients will participate in evaluating the shelter's services | 63% | 26 |

Source: Indiana Housing and Community Development Authority.

Self Evaluation

In preparation for the coming operational and fiscal year, IHCD considers ways to improve implementation of the ESG program. ESG accomplishments include:

Monitoring of Shelters:

- The Emergency Shelter Grant Program Monitor has completed the required monitoring of 25 percent of the shelters in the state for the 2007-2008 year. The Program Monitor utilizes a monitoring tool. (See attached monitoring tool). Twenty (20) Domestic Violence shelters had peer reviews through FSSA with Domestic Violence Funds.
- The tool covers services provided through essential services, operational services and homeless prevention. The tool and the site visit covers mainstream resources, transitioning to permanent housing, volunteers, financial accountability, ESG match, fees for services, personnel issues, facility inspection, services that are offered by the facility and those services that are referred out to the other collaborative agencies. The tool looks at their participation in the CoC meetings, community support, HMIS usage and any pending issues.

Problematic Issues:

- Five shelters were awarded the Accessibility Grant to improve the accessibility of their shelter in the Renovation/Rehabilitation activity of ESG.
 - Two shelters, Coburn Place and Horizon House—were not able to start their projects prior to the deadlines because of either staff turnover or contractor issues.
- One shelter, Haven House Services, contract was revoked because of violations. The shelter was not funded in the second year of the contract 2007-2008 program year.

Homeless Discharge Coordination:

Those clients who are in need of assistance for rental, mortgage or utility assistance are referred to shelters for homeless prevention funds. Clients who are leaving a correctional facility or any form of institutional care are able to contact the ESG Special Needs Coordinator or the local shelter to get assistance and guidance and to see if homeless prevention funds are available.

Accomplishments:

ESG dollars were utilized for:

- 30,012 persons served—an increase of 1,626 persons from last year.
- 1,481 chronically homeless persons served. This number has dropped slightly. This may be due to an increase of Shelter Plus Care units available to the State or it could also be on account of the population having decreased because of the clarification of the chronic homeless definition.
- 19,040 persons were housed at shelters—82 shelters provided with operations activity funds.
- 16,210 persons were assisted with Essential Services Funds—53 shelters provided with funding. This increased by 3485 persons from the previous year.

- 978 persons were assisted with Homeless Prevention Funds—22 shelters provided with funding. This decreased 196 persons and 2 shelters from the previous year.
- 6,364 persons moved to permanent housing after 30 days at the agency—33 percent of the clients that were housed in Emergency Shelters, Transitional Housing or Day Shelters moved to permanent housing. This is an increase from last year.
- There were fewer shelters funded this year (85 compared to 87 in the past).

Additional accomplishments:

- Because of extra available funding IHCDA was able to allocate extra funds to the ESG current grantees in their second year of the ESG Contract for the 2007-2008 program year.
- Three shelters—Vincent House, YWCA of Ft Wayne and Columbus Regional Turning Point—utilized the rehabilitation activity through the Accessibility RFP that IHCDA approved for PY2007. They built a handicapped accessible ramp, passageway for wheelchairs and renovated a handicapped accessible bathroom.
- The HMIS system continued through a collaboration with the Indiana Coalition on Housing and Homeless Issues.
 - All of the 86 shelters have the HMIS software and have undergone training.
 - There are 27 domestic violence shelters that are not entering HMIS data because of confidentiality issues. Of the remaining 59 shelters that are entering data, 97 percent of them are compliant of entering data on a regular and consistent manner as of August 2008.
 - The shelters are able to pull data from the HMIS system for their ESG Annual Report and HUD APR's. There are some shelters that are utilizing the software for many other purposes like case management notes, bed counts, medical appointments, etc.
- The Second Annual Children's Conference in October 2007 was well attended by shelter staff and educators. Currently a new conference is in the planning stage for October 2008. IHCDA is working on a day conference to address educating the homeless children of Indiana and how homelessness affects a child's ability to learn compared to children who are housed in their own home. The partnership between the Department of Education, Head Start Collaborative Office, Indiana Coalition on Housing and Homeless Issues and IHCDA has been very successful. IHCDA is looking at opening the committee to include staff from shelters and other educational/community involvement this coming year.
- IHCDA improved their website to allow for the distribution of information to shelters and the general public regarding alternate funding sources and accessing housing and shelter information easily.
- ESG Coordinator provides technical assistance to the grantees on a daily basis regarding claim forms, ESG activity questions, progress reports, and appropriate expenditures.
- IHCDA assists the public for those who are in need of emergency housing or rental assistance. IHCDA will refer to the ESG Grantee shelters, Township Trustees, Community Action Agencies and other local assistance and mainstream resources.

- Invited ESG Grantees to the SOAR Training and included an incentive that they would receive bonus points on the next application if they attended.
- IHCDCA provided ESG training to new directors and program coordinators who are in the midst of receiving their second year of the ESG contract.
- The ESG Special Needs Program Coordinator had increased involvement in the CoC application this year:
 - ▶ The Coordinator read and helped score the CoC applications, which were eventually sent to HUD.
 - ▶ The ESG Program Coordinator provided technical assistance in the new year around the CoC process.
 - ▶ The ESG Program Coordinator encouraged the shelters and transitional housing agencies to attend their local CoC meetings and to stay in contact and collaborate with other local agencies that assist the homeless population.
 - ▶ The ESG RFP that went out 2008-2009 awarded points to those shelters that attended their local CoC meetings.

ESG Plans for 2007-2008:

- Monitor 25 percent of the ESG Shelters.
- Shelters continue to input data into HMIS on a regular consistence basis at 98 percent compliance for non-domestic violence emergency shelters.
- Improve Performance-Based Objectives to be more client-driven and goal oriented. The goals will be more associated with case management received, receiving mainstream resources and reaching overall goals while at the agency.
- Continue technical assistance distribution of funding opportunities to ESG shelters. This includes encouraging shelters to participate in their local CoC network via additional points on the ESG application. IHCDCA also provides information to the ESG shelters on other programs including HOPWA, HOME and CDBG, Shelter Plus Care and Section 8.
- Continue to educate the public about ESG funds through our agencies' updated website and daily phone calls to our agency. The website is more software friendly to homeless persons looking for housing.
- Continue participation in all committees that deal with housing and homeless issues and moving clients from homelessness to permanent housing.
- ESG Program Monitor will continue to educate new shelters and new directors of the importance of the shelter's continued presence at their local CoC meetings.
- Continue to encourage shelters to attend Soar Training. Those who attend Soar Training will be able to receive points on their 2008-2009 ESG RFP application.
- Prepare a more streamlined ESG RFP for PY2008-2009 and distribute to the general public and not for profit agencies. The ESG RFP will be more specific and detailed to what the agencies provide and how will they be able to distribute ESG funds more effectively.

ESG Summary

Exhibit IV-9 on the following page shows by county the number of housed, the number of clients served and the number of chronic homeless for ESG grantees. Forty-Five (45) ESG shelters reported 1,481 individuals as chronically homeless in PY2007.

Exhibit IV-10, beginning on page 17, lists the shelters that received funding for PY2007, along with the amount and type of award received, cash and in-kind matches and the estimated number of beds provided.

Exhibit IV-9.
Number of Clients Served for PY2007 ESG Awards by County

| County | Number Housed | Number of Clients Served | Number of Clients Served with Homeless Prevention Funds | Number of Clients Served with Essential Services Funds | Number of Persons moved to Perm. Housing | Number of Chronic Homeless | County | Number Housed | Number of Clients Served | Number of Clients Served with Homeless Prevention Funds | Number of Clients Served with Essential Services Funds | Number of Persons moved to Perm. Housing | Number of Chronic Homeless |
|-------------|---------------|--------------------------|---|--|--|----------------------------|--------------|---------------|--------------------------|---|--|--|----------------------------|
| Adams | 55 | 55 | 8 | 0 | 33 | 1 | Lake | 657 | 657 | 0 | 0 | 276 | 0 |
| Allen | 810 | 863 | 5 | 96 | 142 | 49 | LaPorte | 191 | 191 | 0 | 0 | 100 | 13 |
| Bartholomew | 170 | 468 | 6 | 127 | 110 | 0 | Madison | 621 | 621 | 9 | 197 | 227 | 7 |
| Dearborn | 242 | 242 | 0 | 0 | 61 | 1 | Marion | 5,100 | 9,471 | 130 | 7,004 | 1,813 | 756 |
| Delaware | 393 | 393 | 0 | 138 | 131 | 0 | Monroe | 542 | 542 | 0 | 312 | 252 | 74 |
| Dubois | 55 | 1,121 | 242 | 0 | 17 | 0 | Montgomery | 242 | 242 | 25 | 242 | 48 | 0 |
| Elkhart | 504 | 492 | 0 | 492 | 144 | 0 | Morgan | 321 | 321 | 0 | 321 | 21 | 0 |
| Floyd | 309 | 1,049 | 0 | 823 | 846 | 94 | Noble | 129 | 129 | 0 | 129 | 16 | 51 |
| Grant | 161 | 161 | 0 | 81 | 24 | 3 | Porter | 584 | 584 | 3 | 407 | 195 | 0 |
| Greene | 54 | 65 | 0 | 0 | 24 | 2 | Putnam | 169 | 169 | 0 | 0 | 38 | 11 |
| Hancock | 120 | 120 | 0 | 0 | 40 | 10 | Ripley | 87 | 483 | 0 | 41 | 24 | 0 |
| Hendricks | 249 | 249 | 0 | 0 | 22 | 0 | St. Joseph | 3,133 | 3,563 | 22 | 1,433 | 431 | 90 |
| Henry | 12 | 189 | 21 | 0 | 26 | 0 | Steuben | 150 | 150 | 0 | 0 | 34 | 3 |
| Howard | 219 | 1,136 | 0 | 996 | 13 | 31 | Tippecanoe | 873 | 2,463 | 212 | 1,782 | 394 | 223 |
| Huntington | 59 | 59 | 3 | 0 | 21 | 18 | Vanderburgh | 2,052 | 2,481 | 260 | 1,266 | 527 | 21 |
| Jackson | 84 | 84 | 11 | 84 | 46 | 0 | Vigo | 34 | 34 | 0 | 0 | 18 | 0 |
| Jasper | 85 | 85 | 7 | 4 | 65 | 12 | Washington | 150 | 452 | 14 | 7 | 29 | 4 |
| Knox | 35 | 64 | 0 | 0 | 20 | 2 | Wayne | 158 | 158 | 0 | 0 | 46 | 0 |
| Kosciusko | 178 | 178 | 0 | 178 | 52 | 5 | Whitley | 50 | 50 | 0 | 50 | 38 | 0 |
| Lagrange | 3 | 178 | 0 | 0 | 0 | 0 | Total | 19,040 | 30,012 | 978 | 16,210 | 6,364 | 1,481 |

Source: Indiana Housing and Community Development Authority.

**Exhibit IV-10.
PY2007 ESG Awards Allocated and Spent**

| Grantee | County | CoC Region | Program | Funds Allocated | Essential Services Spent | Operations Spent | Homeless Prevention Spent | Renovation/Rehab | Total Award Spent | Cash Match | In-Kind Match | Total Match | Num. Served | Persons Moved to Perm. Housing | Chronic Homeless Persons |
|--|-------------|------------|-----------|-----------------|--------------------------|------------------|---------------------------|------------------|-------------------|------------|---------------|-------------|-------------|--------------------------------|--------------------------|
| Adams Wells Crisis Center | Adams | 3 | ES | \$8,700 | | \$7,700 | \$1,000 | | \$8,700 | \$8,700 | | \$8,700 | 55 | 33 | 1 |
| AIDS Ministries | St. Joseph | 2 | ES | \$16,500 | \$4,900 | \$7,732 | \$3,868 | | \$16,500 | \$16,500 | | \$16,500 | 278 | 10 | 1 |
| Albion Fellows Bacon Center | Vanderburgh | 12 | ES | \$15,900 | \$1,000 | \$14,900 | | | \$15,900 | \$15,900 | | \$15,900 | 346 | 102 | 10 |
| Alternatives Inc. | Madison | 6 | ES | \$34,600 | \$1,500 | \$31,600 | \$1,500 | | \$34,600 | \$34,600 | | \$34,600 | 388 | 180 | 0 |
| Anchor House, Inc. | Jackson | 11 | ES Family | \$18,300 | \$1,830 | \$16,170 | \$300 | | \$18,300 | \$18,300 | | \$18,300 | 84 | 46 | 0 |
| Archdiocese/Catholic Social Svcs | Marion | 13 | ES Family | \$39,232 | \$20,000 | \$19,232 | | | \$39,232 | \$39,232 | | \$39,232 | 43 | 24 | 4 |
| Archdiocese/St. Elizabeth's Charities | Floyd | 8 | ES | \$25,100 | \$16,000 | \$9,100 | | | \$25,100 | \$5,659 | \$19,441 | \$25,100 | 783 | 643 | 82 |
| Bridges, Inc. | Delaware | 6 | TH & Fam | \$12,100 | \$2,560 | \$9,540 | | | \$12,100 | \$12,100 | | \$12,100 | 69 | 66 | 0 |
| Caring Place, Inc.(The) | Porter | 1 | ES | \$14,717 | \$45 | \$14,672 | | | \$14,717 | \$14,717 | | \$14,717 | 182 | 42 | 0 |
| Center for the Homeless, Inc. (The) | St. Joseph | 2 | ES | \$50,925 | \$50,925 | | | | \$50,925 | \$50,925 | | \$50,925 | 763 | 21 | 37 |
| Center for Women and Families (The) | Floyd | 13 | ES | \$20,532 | | \$20,532 | | | \$20,532 | \$20,532 | | \$20,532 | 226 | 199 | 11 |
| Children's Bureau | Marion | 8 | ES | \$18,100 | \$2,100 | \$13,000 | \$2,134 | | \$17,234 | \$17,234 | | \$17,234 | 840 | 0 | 0 |
| Christian Cmnty Action of Porter Co., Inc. | Porter | 1 | ES | \$31,300 | | \$31,300 | | | \$31,300 | \$31,300 | | \$31,300 | 364 | 141 | 0 |
| Christian Love Help Center | Henry | 6 | ES | \$11,250 | \$3,500 | \$4,600 | \$3,150 | | \$11,250 | \$11,250 | | \$11,250 | 189 | 26 | 0 |
| Coburn Place Safehaven II | Marion | 8 | TH | \$24,100 | | \$9,100 | | \$0 | \$9,100 | \$9,100 | | \$9,100 | 180 | 68 | 0 |
| Columbus Reg.Shelter DV (turning point) | Bartholomew | 11 | ES | \$32,398 | | \$17,398 | | \$15,000 | \$32,398 | | \$32,398 | \$32,398 | 332 | 34 | 0 |
| Community & Family Services, Inc. | Huntington | 3 | ES | \$11,850 | | \$11,250 | \$600 | | \$11,850 | \$0 | \$11,850 | \$11,850 | 59 | 21 | 18 |
| Community Action Prog. of Evan.+Vand.Co | Vanderburgh | 12 | ES | \$44,150 | \$2,293 | \$25,727 | \$14,029 | | \$42,050 | | \$42,050 | \$42,050 | 60 | 14 | 0 |
| Community Service Center of Morgan Co. | Morgan | 10 | ES | \$52,610 | \$11,000 | \$41,610 | | | \$52,610 | \$52,610 | | \$52,610 | 321 | 21 | 0 |
| Coordinated Asst.Ministries | Howard | 5 | ES & Day | \$37,100 | \$10,000 | \$27,100 | | | \$37,100 | \$37,100 | | \$37,100 | 996 | 0 | 31 |
| Council on Domestic Abuse, Inc. (CODA) | Vigo | 7 | ES | \$15,100 | | \$15,100 | | | \$15,100 | \$15,100 | | \$15,100 | 34 | 18 | 0 |
| Crisis Center, Inc. A Youth Service Bureau | Lake | 1 | ES | \$15,630 | | \$15,630 | | | \$15,630 | \$15,630 | | \$15,630 | 270 | 237 | 0 |
| Crisis Connection, Inc. | Dubois | 13 | ES & TH | \$4,800 | | \$1,800 | \$3,000 | | \$4,800 | \$4,800 | | \$4,800 | 1,121 | 17 | 0 |
| Dayspring Center, Inc. | Marion | 8 | ES Family | \$28,170 | | \$28,170 | | | \$28,170 | \$28,170 | \$0 | \$28,170 | 325 | 130 | 0 |
| Dismas Inc./Dismas of Michigan | St. Joseph | 2 | TH | \$14,900 | \$4,000 | \$10,900 | | | \$14,900 | \$8,810 | \$6,090 | \$14,900 | 29 | 12 | 1 |
| ECHO Housing Corp | Vanderburgh | 12 | TH | \$33,005 | \$4,800 | \$28,205 | | | \$33,005 | \$31,805 | \$1,200 | \$33,005 | 133 | 54 | 0 |
| Elijah Haven Crisis | Lagrange | 3 | ES | \$8,958 | | \$7,214 | | | \$7,214 | \$0 | \$7,214 | \$7,214 | 178 | 0 | 0 |
| Evansville Goodwill Industries | Vanderburgh | 12 | TH | \$14,900 | \$14,900 | | | | \$14,900 | \$14,900 | | \$14,900 | 93 | 32 | 0 |
| Family Crisis Shelter of Montgomery Co. | Montgomery | 4 | ES | \$27,100 | \$1,799 | \$20,300 | \$4,497 | | \$26,596 | \$22,096 | \$4,500 | \$26,596 | 242 | 48 | 0 |
| Family Services Assoc.of Kokomo | Howard | 5 | ES | \$23,299 | | \$23,299 | | | \$23,299 | \$23,299 | | \$23,299 | 140 | 13 | 0 |
| Family Services of Delaware County | Delaware | 6 | ES | \$13,700 | | \$13,700 | | | \$13,700 | \$0 | \$13,700 | \$13,700 | 224 | 0 | 0 |
| Family Services Society, Inc. | Grant | 2 | ES | \$21,300 | \$465 | \$20,835 | | | \$21,300 | \$15,000 | \$6,300 | \$21,300 | 376 | 77 | 0 |
| Family Srv of Elkhart | Elkhart | 6 | ES | \$14,500 | \$1,000 | \$13,500 | | | \$14,500 | \$9,714 | \$4,786 | \$14,500 | 161 | 24 | 3 |

Note: *Shelters were awarded however they did not sign contracts. Therefore, no funds drawn down. ES = emergency shelter, TH = transitional housing and Day = day shelter.

Source: Indiana Housing and Community Development Authority.

**Exhibit IV-10. (continued)
PY2007 ESG Awards Awarded**

| Grantee | County | CoC Region | Program | Funds Allocated | Essential Services Spent | Operations Spent | Homeless Prevention Spent | Renovation/Rehab | Total Award Spent | Cash Match | In-Kind Match | Total Match | Num. Served | Persons Moved to Perm. Housing | Chronic Home-less Persons |
|--|-------------|------------|-------------|-----------------|--------------------------|------------------|---------------------------|------------------|-------------------|------------|---------------|-------------|-------------|--------------------------------|---------------------------|
| Fort Wayne Women's Bureau Inc. | Allen | 3 | ES | \$21,160 | | \$21,160 | | | \$21,160 | | \$21,160 | \$21,160 | 77 | 19 | 0 |
| Genesis Outreach, Inc. | Allen | 3 | TH | \$27,000 | \$7,000 | \$20,000 | | | \$27,000 | \$27,000 | | \$27,000 | 46 | 32 | 8 |
| Gennesaret Free Clinic, Inc. | Marion | 8 | ES | \$33,285 | \$33,285 | | | | \$33,285 | \$30,778 | \$2,507 | \$33,285 | 50 | 24 | 27 |
| Goshen Interfaith Hospitality Network | Elkhart | 2 | ES | \$27,509 | \$2,665 | \$24,709 | | | \$27,374 | | \$27,374 | \$27,374 | 116 | 67 | 0 |
| Hancock Hope House, Inc. | Hancock | 8 | ES & TH | \$9,415 | | \$9,415 | | | \$9,415 | \$9,415 | | \$9,415 | 120 | 40 | 10 |
| Heart House, Inc. | Dearborn | 13 | ES | \$17,316 | | \$17,316 | | | \$17,316 | \$17,316 | | \$17,316 | 242 | 61 | 1 |
| Hope House, inc. | Allen | 3 | ES | \$29,700 | \$10,000 | \$18,059 | | | \$28,059 | \$28,059 | | \$28,059 | 50 | 24 | 20 |
| Horizon House, Inc. | Marion | 8 | Day Shelter | \$48,013 | \$10,900 | \$29,600 | \$5,600 | \$0 | \$46,100 | \$46,100 | | \$46,100 | 3,503 | 94 | 568 |
| House of Bread and Peace (The) | Vanderburgh | 12 | ES | \$39,360 | \$2,000 | \$37,360 | | | \$39,360 | \$39,360 | | \$39,360 | 106 | 33 | 4 |
| House of Hope - Madison County | Madison | 6 | ES & TH | \$17,569 | \$1,500 | \$16,069 | | | \$17,569 | \$17,569 | | \$17,569 | 109 | 32 | 2 |
| Housing Authority of City of Greencastle | Putnam | 7 | ES | \$13,813 | | \$13,813 | | | \$13,813 | \$13,813 | | \$13,813 | 169 | 38 | 11 |
| Housing Opportunities, Inc. | Porter | 1 | TH | \$30,008 | \$10,598 | \$18,210 | \$478 | | \$29,286 | \$27,454 | \$1,832 | \$29,286 | 38 | 12 | 0 |
| Human Services, Inc. | Bartholomew | 11 | ES Family | \$40,100 | \$14,100 | \$25,000 | \$1,000 | | \$40,100 | \$0 | \$40,100 | \$40,100 | 136 | 76 | 0 |
| Indpls Interfaith Hospitality Network, Inc. | Marion | 8 | ES | \$31,300 | \$9,000 | \$14,100 | \$8,200 | | \$31,300 | \$31,300 | | \$31,300 | 178 | 73 | 0 |
| Interfaith Hospitality of Ft. Wayne | Allen | 3 | ES Family | \$20,837 | \$2,737 | \$15,100 | \$3,000 | | \$20,837 | \$20,837 | | \$20,837 | 82 | 21 | 0 |
| Interfaith Mission, Inc. | Whitley | 3 | TH | \$15,000 | \$4,000 | \$11,000 | | | \$15,000 | \$8,000 | \$7,000 | \$15,000 | 50 | 38 | 0 |
| Julian Center, Inc.(The) | Marion | 8 | ES & TH | \$45,705 | \$10,500 | \$32,345 | \$2,860 | | \$45,705 | \$45,705 | | \$45,705 | 1,251 | 149 | 41 |
| Knox Co. Task Force Against DV | Knox | 12 | ES | \$8,592 | | \$8,592 | | | \$8,592 | \$2,500 | \$6,092 | \$8,592 | 64 | 20 | 2 |
| Kosciusko County Shelter for Abuse, Inc. | Kosciusko | 2 | ES | \$18,060 | \$4,788 | \$13,272 | | | \$18,060 | | \$18,060 | \$18,060 | 178 | 52 | 5 |
| Lafayette Trans.Housing Center | Tippecanoe | 4 | Day Shelter | \$36,049 | \$10,261 | \$23,388 | \$2,400 | | \$36,049 | \$36,049 | | \$36,049 | 428 | 207 | 24 |
| Lafayette Urban Ministry | Tippecanoe | 4 | ES (night) | \$32,100 | | \$27,100 | \$5,000 | | \$32,100 | | \$32,100 | \$32,100 | 625 | 0 | 21 |
| Life Choice, Inc. | Vanderburgh | 12 | ES | \$13,700 | | \$13,700 | | | \$13,700 | \$13,700 | | \$13,700 | 10 | 5 | 0 |
| Life Treatment Centers, Inc. | St. Joseph | 2 | ES | \$42,100 | \$10,000 | \$32,100 | | | \$42,100 | \$42,100 | | \$42,100 | 1,023 | 62 | 16 |
| Martha's House, Inc. | Monroe | 10 | ES | \$27,100 | \$22,100 | \$5,000 | | | \$27,100 | \$20,000 | \$7,100 | \$27,100 | 312 | 59 | 0 |
| Mental Health Association in Indiana | Tippecanoe | 4 | Day & TH | \$27,800 | \$8,090 | \$19,710 | | | \$27,800 | \$9,593 | \$18,207 | \$27,800 | 811 | 82 | 156 |
| Middle Way House, Inc. | Monroe | 10 | ES | \$24,100 | | \$24,100 | | | \$24,100 | | \$24,100 | \$24,100 | 230 | 193 | 74 |
| Noble House, Inc. | Noble | 3 | ES | \$13,300 | \$5,320 | \$7,980 | | | \$13,300 | \$13,300 | | \$13,300 | 129 | 16 | 51 |
| North Central Indiana Rural Crisis | Jasper | 1 | ES | \$4,450 | \$300 | \$2,200 | \$1,950 | | \$4,450 | \$4,450 | | \$4,450 | 85 | 65 | 12 |
| Open Door Cmnty Srvc, Inc (Shepherd) | Delaware | 6 | TH | \$37,478 | \$13,890 | \$23,588 | | | \$37,478 | \$28,481 | \$8,997 | \$37,478 | 69 | 56 | 0 |
| Open Door Cmnty Srvc, Inc. (Graystone) | Delaware | 6 | TH | \$12,100 | | \$12,100 | | | \$12,100 | \$1,483 | \$10,617 | \$12,100 | 31 | 9 | 0 |
| Ozanam Family Shelter | Vanderburgh | 12 | ES | \$37,394 | \$9,085 | \$28,309 | | | \$37,394 | \$37,394 | \$0 | \$37,394 | 541 | 212 | 6 |
| Prisoner and Community Together, Inc. | Washington | 13 | ES | \$10,020 | \$215 | \$7,020 | \$2,500 | | \$9,735 | | \$9,717 | \$9,717 | 452 | 29 | 4 |
| Providence Self Sufficiency Ministries, Inc. | Floyd | 13 | ES | \$14,771 | \$2,400 | \$12,371 | | | \$14,771 | \$14,771 | | \$14,771 | 40 | 4 | 1 |

Note: *Shelters were awarded however they did not sign contracts. Therefore, no funds drawn down. ES = emergency shelter, TH = transitional housing and Day = day shelter.

Source: Indiana Housing and Community Development Authority.

**Exhibit IV-10. (continued)
PY2007 ESG Awards Awarded**

| Grantee | County | CoC Region | Program | Funds Allocated | Essential Services Spent | Operations Spent | Homeless Prevention Spent | Renovation/Rehab | Total Award Spent | Cash Match | In-Kind Match | Total Match | Num. Served | Persons Moved to Perm. Housing | Chronic Home-less Persons |
|--|-------------|------------|---------|--------------------|--------------------------|--------------------|---------------------------|------------------|--------------------|--------------------|------------------|--------------------|---------------|--------------------------------|---------------------------|
| Quest for Excellence, Inc. | Marion | 8 | ES | \$15,425 | \$750 | \$14,675 | | | \$15,425 | \$15,425 | | \$15,425 | 369 | 75 | 2 |
| Roosevelt Mission | Greene | 10 | ES | \$8,826 | | \$8,826 | | | \$8,826 | \$8,826 | | \$8,826 | 65 | 24 | 2 |
| Safe Passage, Inc. | Ripley | 13 | ES | \$16,157 | \$1,000 | \$15,157 | | | \$16,157 | \$16,157 | | \$16,157 | 483 | 24 | 0 |
| Salvation Army - Harbor Lights | Marion | 8 | ES | \$27,580 | \$3,880 | \$23,700 | | | \$27,580 | \$27,580 | | \$27,580 | 1,248 | 248 | 85 |
| Salvation Army - Lafayette (The) | Tippecanoe | 4 | ES | \$14,600 | \$1,318 | \$8,700 | \$3,447 | | \$13,465 | \$13,465 | | \$13,465 | 167 | 56 | 2 |
| Salvation Army Social Service Center | Marion | 8 | ES | \$48,300 | \$23,200 | \$21,450 | \$3,650 | | \$48,300 | | \$48,300 | \$48,300 | 1,484 | 928 | 29 |
| Sheltering Wings | Hendricks | 8 | ES | \$24,100 | | \$24,100 | | | \$24,100 | \$24,100 | | \$24,100 | 249 | 22 | 0 |
| St. Jude House, Inc. | Lake | 1 | ES | \$17,700 | | \$17,700 | | | \$17,700 | \$17,700 | | \$17,700 | 387 | 39 | 0 |
| Stepping Stone Shelter for Women, Inc. | LaPorte | 1 | ES | \$13,050 | | \$13,050 | | | \$13,050 | \$13,050 | | \$13,050 | 191 | 100 | 13 |
| Stepping Stones for Veterans, inc. | Madison | 6 | ES | \$61,193 | \$3,000 | \$58,193 | | | \$61,193 | \$61,193 | | \$61,193 | 124 | 15 | 5 |
| Turning Point of Steuben County | Steuben | 3 | ES | \$7,950 | | \$7,950 | | | \$7,950 | \$7,950 | | \$7,950 | 150 | 34 | 3 |
| United Caring Shelters | Vanderburgh | 12 | ES | \$20,100 | | \$20,100 | | \$0 | \$20,100 | \$20,100 | | \$20,100 | 824 | 0 | 0 |
| Vincent House, Inc. | Allen | 3 | ES & TH | \$29,727 | \$4,830 | \$11,270 | | \$13,627 | \$29,727 | \$29,727 | | \$29,727 | 66 | 36 | 0 |
| Youth Service Bureau of St. Joseph Co. | St. Joseph | 2 | ES | \$23,709 | | \$23,709 | | | \$23,709 | \$23,709 | | \$23,709 | 147 | 125 | 0 |
| YWCA of Evansville | Vanderburgh | 12 | ES | \$22,100 | \$1,530 | \$20,570 | | | \$22,100 | \$22,100 | | \$22,100 | 368 | 75 | 1 |
| YWCA of Fort Wayne | Allen | 3 | ES | \$11,200 | | \$8,700 | | \$2,500 | \$11,200 | \$11,200 | | \$11,200 | 542 | 10 | 21 |
| YWCA of Greater Lafayette | Tippecanoe | 4 | ES | \$7,820 | \$1,950 | \$5,870 | | | \$7,820 | \$7,820 | | \$7,820 | 432 | 49 | 20 |
| YWCA of Richmond | Wayne | 9 | ES & TH | \$5,700 | | \$5,700 | | | \$5,700 | | \$5,700 | \$5,700 | 158 | 46 | 0 |
| YWCA of St. Joseph | St. Joseph | 2 | ES | \$18,600 | | \$18,600 | | | \$18,600 | \$18,600 | | \$18,600 | 1,323 | 201 | 35 |
| Total | | | | \$1,974,867 | \$400,809 | \$1,442,723 | \$74,163 | \$31,127 | \$1,948,822 | \$1,510,312 | \$438,492 | \$1,948,804 | 30,012 | 6,364 | 1,481 |

Note: *Shelters were awarded however they did not sign contracts. Therefore, no funds drawn down. ES = emergency shelter, TH = transitional housing and Day = day shelter.

Source: Indiana Housing and Community Development Authority.

ESG FY2007 & FY2008 Application for Funds

TO: Emergency Shelter Providers
FROM: Cortne O'Neill, Section Manager
THROUGH: Rich Adams, Deputy Director
DATE: December 5, 2005
SUBJECT: 2006 – 2008 Emergency Shelter Grant Application for Funding

We are pleased to provide the Emergency Shelter Grant Application for funding packet (AFF).

Every two years, the State awards funds to agencies statewide that provide Emergency Shelter services including transitional housing for those who are homeless. These are federal funds through HUD that the State allocates and oversees.

Before your submission, please note the following:

1. This will be a 2-year grant period.
2. The applications format has been updated. Please read and answer each question carefully.
3. All sections must be fully completed.
4. The review process this year has changed. DFR and IHCDA are coordinating the 2006-2006 ESG application and review process in anticipation of the transfer of ESG to IHCDA. IHCDA is utilizing a formula allocation method to make funding decisions. Enclosed in this packet is detailed information on the review. If you have any questions on the review process, please contact Lisa Coffman at (317) 232-7777, (800) 872-0371 or lcoffman@ihcda.in.gov
5. **Pages are to be sequentially numbered. General Information Section is to be tabbed. Proposals are to be submitted in a pocket folder, with one side for the General Information Section and one for the Program Narrative Section. Please write the name of the Shelter on the front cover of the folder. Please do not submit any three ring binders.**
6. Please read the Service Description section. This service description details the services that ESG provides and an agency must provide them in order to apply for funding.
7. In order to ensure statewide access and the most efficient distribution of the funds, IHCDA reserves the right to award less funds than requested on an application.

8. ESG funds will only be awarded to organizations that provide service and/or shelter for the homeless. This includes day shelters.
9. The applicant's name must match the name of the Secretary of State's Certificate of Existence record for this application.
10. All funded programs are **required** to have Internet access. This will facilitate the mandatory reporting of statistics and demographics to federal funding sources. Please be sure to list your e-mail address for the shelter director on the information page.

The application deadline is: **February 8, 2006**. AFF's received after 4:30 p.m. on that date, faxed proposals, or incomplete submissions will NOT be considered.

Please submit one original application and one copy to the attention of:

Indiana Housing and Community Development
Attn: Special Needs
30 South Meridian, Suite 1000
Indianapolis, IN 46204

Questions regarding the application for funds should contact Lori Dimick by e-mail lori.dimick@fssa.in.gov. She will respond to the question by e-mailing the answer to all of the applicants.

**FAMILY AND SOCIAL SERVICES ADMINISTRATION
DIVISION OF FAMILY RESOURCES
Housing and Community Services Section**

EMERGENCY SHELTER PROGRAM

**FY 2007 and FY 2008
APPLICATION FOR FUNDS**

Contact Information

Lori Dimick
Emergency Shelter Grant Specialist
402 West Washington Street, PO Box 6116
Indianapolis, Indiana 46206
317-232-7117
1-800-622-4973, ext. 7117
ldimick@fssa.state.in.us

ESG Website:
<http://www.in.gov/fssa/families/housing/index.html>

Emergency Shelter Grant

Application Review Process

For the 2006-2008 Emergency Shelter Grant application review process, the Indiana Housing and Community Development Authority (IHCDA) will utilize a formula allocation method to determine distribution of funds.

IHCDA will weigh the following factors in each continuum of care region:

- The number of available shelter beds;
- The number of persons served from the previous year,
- The number of people identified in the most recent homeless count.

We will obtain that information from a variety of sources including the Indiana Coalition on Housing and Homeless Issues, Family and Social Services Administration – Division of Family Resources (DFR) ESG reports and recent Exhibit 1 sections from Balance of State and Entitlement Communities' last application for HUD SuperNOFA funding.

The weighted factors will then be analyzed to determine the ratio of need for each continuum of care region. For example, if it is determined that region 2 has 13% of the need determined by the weighed factors, and then region 2 would receive 13% of the available amount of ESG funds. We will fund multiple shelters in a continuum of care region up to the maximum allocated amount.

We will give preference to agencies that are currently receiving ESG funding through DFR, are in good standing and in compliance with all ESG regulations and DFR policies and procedures. In order to evaluate current recipients, in addition to the application materials submitted for funding, we will request the following items from DFR:

- 2005 Monthly Performance Reports
- Semi-Annual Report
- Final Year-End report
- Applicable monitoring reviews and related correspondence

If funding remains in a continuum of care region after evaluating current recipients and allocating funding, new applications for ESG will be evaluated by their capacity to provide unduplicated services, the level of unmet need they have demonstrated they will meet and their ability to move homeless persons through the continuum of care.

GENERAL INFORMATION SECTION

PLEASE ATTACH THE FOLLOWING INFORMATION.

- W-9 – Taxpayer Identification Number
- Automatic Direct Deposit Authorization Agreement- Require Direct Deposit for all
- FSSA Provider Data Form
- Application for Funds Form
- ESG Service Description Form
- Overall description of agency – A description of your agency that should provide a reviewer with a clear, concise overview of your organization. By reading this description, a reviewer should understand the purpose of your agency, mission, goals, major programs, projects and accomplishments, certifications, services provided, targeted population served, etc. (Not to exceed one page)
- History of agency (Not to exceed one page)
- List of **current** board members (Form enclosed)
- **Current** agency organization chart
- Articles of Incorporation
- Secretary of State Certificate of Existence (Must be the most recent)
- Agency Rules and Termination Policy for residential clients.
- Copy of **current** fire inspection and health department inspection. (If your fire inspector or health inspector say you don't need one, you are required to attach a letter from them stating that you don't need an inspection)
- 3 **current** Letters of Support or Memoranda of Understanding: One from the local Office of Division of Family and Children (DFC). *(If servicing three (3) or more counties, please attach no less than three (3) DFC support letters)* Two letters or Memorandums of Understanding from social service providers (i.e., community action agencies, churches, hospitals, schools, mental health facilities, trustees, etc.)

CERTIFICATES OF INSURANCE AND BONDING

Attach a copy of the insurance declaration page indicating the current amount of coverage:

1. General Liability (minimum coverage: if your agency receives ESG funding the minimum is \$500,000.
2. Automobile Liability (must include non-owned vehicles)
3. Workers' Compensation and Unemployment Compensation
4. Bond or insurance coverage, in an amount equal to one-half (1/2) of the total annual funding provided by the State or \$250,000, whichever is less, for all persons who will be handling funds.
5. Coverage for losses due to fire, flood, and natural disasters.

TOTAL AGENCY BUDGET

Attach a copy of your organization's current budget. (Total agency).

FINANCIAL STATEMENTS

Attach a copy of your organization's most recently completed year-end financial statements. (annual or fiscal year-end, audited if applicable).

CERTIFICATION STATEMENT AND SIGNATURE: Please complete the enclosed form certifying that authority has been given for the agency to apply for funding. (Form enclosed).

FSSA PROVIDERS DATA FORM INSTRUCTIONS

The FSSA providers Data Form is used by the Claims Management System (CMS) and the Auditor's Office to insure data integrity for the issuance of checks and processing of claims.

The form is self-explanatory. We would like to call your attention to three areas, which deserve special attention.

EIN:

The "Provider's FID/EIN/SSN Line item must be correctly entered. Most agencies will have an EIN number that starts with 35-. It is important that this information be correct because FSSA pays all claims by referencing the EIN number. Your agency must be a non-profit agency in order to apply for funding.

Claims for reimbursements:

There will be 12 claims for each fiscal year that will be mailed out after the allocation of funding and the contract is signed.

Counties for which funding are requested:

These are the counties in which you actually provide services to clients and **NOT** the county of residence of the clients. If the agency, by formal agreement, authorization, or funding formula, provides services for other counties, other than the county where your physical structure is located, check those counties.

You may check "State-Wide" only if you truly provide services in the entire state. You will get one claim form for the State-Wide Services. State-Wide is **NOT** to be used to indicate the clients' county of residence.

Application for Funds
Division of Family Resources
Housing and Community Services Section
Term of State Contract July 1, 2006-June 30, 2008
(Required Information for all Applicants)

| | |
|---|--|
| Agency's Legal Name: | Agency Mailing Address, including City/State/Zip: |
| Is agency's mailing address confidential? Yes No | Federal ID/Employer ID: |
| Agency CEO/Executive Director: Email: | Agency Program Director: Email: |
| Agency Physical Address, including City/State/Zip & County located: Is agency's physical address confidential? Yes No | Has this agency ever contracted with any of division of FSSA? (If yes, please specify which Division: Yes No |
| Telephone: () FAX: () | Principal counties your program serves: |
| Please circle the most accurate description(s) of how the ESG funds will be utilized and your target homeless population : Emergency Shelter (Residential) Day Shelter (non residential) Transitional Housing Domestic Violence victims Substance Abuse Veterans Mental Health Youth (minors) Clinic All Homeless | How many Year Round Beds do you have? Family Beds: _____ Individual Beds: _____ Total _____ How many years operating? _____ |

ESG SERVICE DESCRIPTION:

EMERGENCY SHELTER GRANT – The program is designed to help improve the quality of existing emergency shelters for homeless people. It is to help meet the costs of operating shelters and for providing certain essential social services to homeless individuals and families. Homelessness is defined as an individual or family who lacks a fixed, regular, and adequate nighttime residence. Thus, persons will have access not only to safe and sanitary shelter, but also to supportive services and other assistance needed to improve their lives. Further, the program is also intended to reduce the incidence of homelessness through the funding of prevention programs and activities. **100% match is required for this grant.**

7/1/06 - 6/30/07

7/1/07 – 6/30/08

| | |
|--------------------------------|-------------------------------|
| ESG dollars requested: \$_____ | ESG dollars requested \$_____ |
| ESG Match funds: \$_____ | ESG Match funds: \$_____ |
| Total \$_____ | Total \$_____ |

Where are you going to receive your match from? Circle the most likely match description(s). You can utilize more than one.

Cash: Contributions/Charity
Grants (non-federal)

In-Kind: Salary paid to staff
Value of time by volunteers
Value of any lease on a building
Value of any donated material or building

Other: (Specify)

FSSA Data Form

Insert Taxpayer Identification Number Request Form

Insert Direct Deposit Form

**BOARD MEMBER INFORMATION
DUPLICATE FORM AS NECESSARY**

| | | | | | | | | | |
|---------------------------|--|--|--|--|------------------|--|--|--|--|
| ORGANIZATION: _____ | | | | | | | | | |
| | | | | | | | | | |
| MEMBER: _____ | | | | | POSITION: _____ | | | | |
| MAILING ADDRESS: _____ | | | | | | | | | |
| TERM BEGAN: _____ | | | | | TERM ENDS: _____ | | | | |
| COUNTY REPRESENTED: _____ | | | | | PHONE: _____ | | | | |
| GROUP REPRESENTED: _____ | | | | | | | | | |
| | | | | | | | | | |
| MEMBER: _____ | | | | | POSITION: _____ | | | | |
| MAILING ADDRESS: _____ | | | | | | | | | |
| TERM BEGAN: _____ | | | | | TERM ENDS: _____ | | | | |
| COUNTY REPRESENTED: _____ | | | | | PHONE: _____ | | | | |
| GROUP REPRESENTED: _____ | | | | | | | | | |
| | | | | | | | | | |
| MEMBER: _____ | | | | | POSITION: _____ | | | | |
| MAILING ADDRESS: _____ | | | | | | | | | |
| TERM BEGAN: _____ | | | | | TERM ENDS: _____ | | | | |
| COUNTY REPRESENTED: _____ | | | | | PHONE: _____ | | | | |
| GROUP REPRESENTED: _____ | | | | | | | | | |
| | | | | | | | | | |
| MEMBER: _____ | | | | | POSITION: _____ | | | | |
| MAILING ADDRESS: _____ | | | | | | | | | |
| TERM BEGAN: _____ | | | | | TERM ENDS: _____ | | | | |
| COUNTY REPRESENTED: _____ | | | | | PHONE: _____ | | | | |
| GROUP REPRESENTED: _____ | | | | | | | | | |
| | | | | | | | | | |
| MEMBER: _____ | | | | | POSITION: _____ | | | | |
| MAILING ADDRESS: _____ | | | | | | | | | |
| TERM BEGAN: _____ | | | | | TERM ENDS: _____ | | | | |
| COUNTY REPRESENTED: _____ | | | | | PHONE: _____ | | | | |
| GROUP REPRESENTED: _____ | | | | | | | | | |
| | | | | | | | | | |
| MEMBER: _____ | | | | | POSITION: _____ | | | | |
| MAILING ADDRESS: _____ | | | | | | | | | |
| TERM BEGAN: _____ | | | | | TERM ENDS: _____ | | | | |
| COUNTY REPRESENTED: _____ | | | | | PHONE: _____ | | | | |
| GROUP REPRESENTED: _____ | | | | | | | | | |

**BOARD MEMBER INFORMATION
DUPLICATE FORM AS NECESSARY**

| | | | | | | | | | |
|---------------------------|--|--|--|--|------------------|--|--|--|--|
| ORGANIZATION: _____ | | | | | | | | | |
| | | | | | | | | | |
| MEMBER: _____ | | | | | POSITION: _____ | | | | |
| MAILING ADDRESS: _____ | | | | | | | | | |
| TERM BEGAN: _____ | | | | | TERM ENDS: _____ | | | | |
| COUNTY REPRESENTED: _____ | | | | | PHONE: _____ | | | | |
| GROUP REPRESENTED: _____ | | | | | | | | | |
| | | | | | | | | | |
| MEMBER: _____ | | | | | POSITION: _____ | | | | |
| MAILING ADDRESS: _____ | | | | | | | | | |
| TERM BEGAN: _____ | | | | | TERM ENDS: _____ | | | | |
| COUNTY REPRESENTED: _____ | | | | | PHONE: _____ | | | | |
| GROUP REPRESENTED: _____ | | | | | | | | | |
| | | | | | | | | | |
| MEMBER: _____ | | | | | POSITION: _____ | | | | |
| MAILING ADDRESS: _____ | | | | | | | | | |
| TERM BEGAN: _____ | | | | | TERM ENDS: _____ | | | | |
| COUNTY REPRESENTED: _____ | | | | | PHONE: _____ | | | | |
| GROUP REPRESENTED: _____ | | | | | | | | | |
| | | | | | | | | | |
| MEMBER: _____ | | | | | POSITION: _____ | | | | |
| MAILING ADDRESS: _____ | | | | | | | | | |
| TERM BEGAN: _____ | | | | | TERM ENDS: _____ | | | | |
| COUNTY REPRESENTED: _____ | | | | | PHONE: _____ | | | | |
| GROUP REPRESENTED: _____ | | | | | | | | | |
| | | | | | | | | | |
| MEMBER: _____ | | | | | POSITION: _____ | | | | |
| MAILING ADDRESS: _____ | | | | | | | | | |
| TERM BEGAN: _____ | | | | | TERM ENDS: _____ | | | | |
| COUNTY REPRESENTED: _____ | | | | | PHONE: _____ | | | | |
| GROUP REPRESENTED: _____ | | | | | | | | | |
| | | | | | | | | | |
| MEMBER: _____ | | | | | POSITION: _____ | | | | |
| MAILING ADDRESS: _____ | | | | | | | | | |
| TERM BEGAN: _____ | | | | | TERM ENDS: _____ | | | | |
| COUNTY REPRESENTED: _____ | | | | | PHONE: _____ | | | | |
| GROUP REPRESENTED: _____ | | | | | | | | | |

CERTIFICATIONS

Each applicant applying for funds must certify the agency's compliance with the following assurances and be prepared to provide written policies and procedures, where applicable, and upon request.

A. AUTHORITY OF APPLICANT AND ITS REPRESENTATIVE:

The authorized representative of the agency who signs the certifications and assurances affirms that both the applicant and its authorized representative have adequate authority under state and local law and internal rules of the applicant organization to:

1. Execute and return the application.
2. Execute and return the required certifications, assurances, and agreements on behalf of the applicant and,
3. Execute agreements on behalf of the applicant.
4. Understand that intentional falsification, concealment or cover up by any trick, scheme or devise of any information, charts, data, attachments, or materially false, fictitious or fraudulent statement or representation of any information, submitted by the applicant will permanently disqualify the applicant from applying for funds under this program's initiatives.

B. STANDARD ASSURANCES:

The applicant assures that the agency will comply with all applicable federal statutes, regulations, executive orders, circulars, and other federal administrative requirements in carrying out the grant.

The applicant acknowledges that it is under a continuing obligation to comply with the terms and conditions of the grant and recognizes that federal laws, regulations, policies and, administrative practices, might be modified from time-to-time and may affect the implementation of the project.

C. DEBARMENT OR SUSPENSION:

The applicant or principals have not been convicted of or had a civil judgement rendered against them for commission of fraud or a criminal offense in connection with obtaining, attempting to obtain, or performing a public transaction, or have not been terminated for cause or default.

D. DRUG FREE CERTIFICATION:

The applicant will publish, or has published, a statement notifying its employees that the unlawful manufacture, distribution, dispensing, possession or use of a controlled substance is prohibited in the applicant's workplace and specifying the actions that will be taken against the employees for violation of that prohibition.

Establish an ongoing drug-free awareness program to inform its employees about: (1) the dangers of drug abuse in its workplace; (2) the applicant's policy of maintaining a drug-free workplace; (3) any available drug counseling, rehabilitation, and employee assistance programs, and (4.) the penalties that may be imposed upon its employees for drug abuse violations occurring in the workplace.

Making it a requirement that each of its employees engaged in the performance of the grant be furnished a statement of the applicant's drug policy.

E. NON-DISCRIMINATION:

The applicant will comply with title vi of the 1964 civil rights act, as amended (42 u.s.c.§ 2000d et.seq.) the Section 504 of the Rehabilitation Act of 1973 (29 U.S.C. § 794), and the Americans with Disabilities Act (ADA), as amended, (42 U.S.C. § 12101 et seq.)

The Civil Rights Act generally requires that applicants assure that no person otherwise qualified, on the basis of race, color, national origin, creed, sex, or age will be excluded from participation in or be denied the benefits of, or otherwise discriminated against in any program, or activity conducted by the applicant.

The Rehabilitation Act and ADA generally require that any person otherwise qualified with a disability shall, not be excluded from participation in, or denied the benefits of, or otherwise subjected to discrimination, in any program, or activity receiving federal assistance, by reason of that disability.

F. AGE DISCRIMINATION ACT:

The 1975 Age Discrimination Act of, as amended, (42 U.S.C.§ 6101 et.seq.) provides that no person shall be excluded from participation, denied program benefits, or subjected to discrimination on the basis of age, under any program, or activity receiving federal funds.

G. EXECUTIVE ORDER (EO) 11246:

This EO, as amended, provides that no person shall be discriminated against, on the basis of race, color, religion, sex, or national origin, in any phase of employment during the performance of federal contracts in excess of \$10,000.

H. OMB CIRCULAR A-110 AS REVISED

Applicant certifies that the funding provided by the state through this agreement should not be used to provide voters and prospective voters with transportation to the polls or provide similar assistance in connection with any election or voter registration activity.

Positive efforts shall be made by applicants to utilize small businesses, minority firms, and women's business enterprises whenever possible. Recipients of federal awards shall take all of the following steps to further this goal:

1. Ensure that the small businesses, minority owned firms, and women's business enterprises are used to the fullest extent possible.
2. Make information on forthcoming opportunities available and arrange time frames for purchases and contracts to encourage and facilitate participation by small business, minority-owned firms, and women's business enterprises.
3. Consider, in the contract process, whether firms competing for contracts intend to subcontract with small businesses, minority owned firms, and women's business enterprises.

4. Encourage contracting with consortiums of small businesses, minority-owned firms, and women's business enterprises, when a contract is too large for one of these firms to handle individually.
5. Use the services and assistance, as appropriate, of such organizations as the federal Small Business Administration and the Indiana Department of Administration's minority business development division in the solicitation and utilization of small businesses, minority-owned firms and women's business enterprises.
6. For more information about OMB Circular A-110: <http://www.whitehouse.gov/omb/>

I. ANTI-LOBBYING:

Pursuant to 31 U.S.C. § 1352, and any regulations promulgated thereunder, applicant hereby assures and certifies, to the best of his or her knowledge and belief, that no federally appropriated funds have been paid, or will be paid, by or on behalf of applicant, to any person for influencing or attempting to influence an officer or employee of any agency, a member of congress, an officer or employee of congress, or an employee of a member of congress, in connection with the awarding of any federal contract, the making of any federal grant, the making of any federal loan, the entering into of any cooperative agreement, and the extension, continuation, renewal, amendment, or modification of any federal contract, grant, loan, or cooperative agreement.

J. RELIGIOUS ACTIVITIES:

Applicant agrees that activities conducted with funding obtained through this agreement shall be non-sectarian in nature and that religious activities shall not be included in any Activities to be conducted hereunder.

K. CONFLICT OF INTEREST:

Applicant specifically agrees to comply with applicable provisions of the Office Of Management and Budget Circulars A-110 and "The Common Rule" regarding conflicts of interest. Applicants further acknowledge and agree that no employee, agent, representative, or subcontractor of applicant who may be in the position to participate in the decision-making process of applicant or its subcontractors may derive an inappropriate personal or financial interest or benefit from any activity funded through this agreement, either for himself or for those with whom he has family business ties.

M. ENVIRONMENTAL TOBACCO REGULATIONS:

Applicant certifies that it will comply with applicable provisions of the Pro-Children Act of 1994 (20 U.S.C. § 6081 *et seq.*), which require that smoking not be permitted in any portion of any indoor facility owned, leased, or contracted for by contractor and which is used routinely or regularly for the provision of health, day care, education, or library services to children under the age of eighteen (18) years, if the services are funded by federal programs either directly or through states or local governments by federal grant, contract, loan, or loan guarantee. This provision shall not apply to children's services provided in private residences, facilities funded solely by Medicare or Medicaid funds, and portions of facilities used for inpatient drug or alcohol treatment.

CERTIFICATION STATEMENT AND SIGNATURE

Grantee Name:

In order for your agency to be considered to receive funding through this AFF, the following certification statement must be SIGNED BY THE INDIVIDUAL AFFILIATED WITH YOUR AGENCY WHO IS AUTHORIZED (in your by-laws) TO SIGN YOUR AGREEMENT.

This certification must be submitted with all proposal materials.

I have read the request for proposal materials and understand the intent, limitations, and requirements of services purchased through this proposal and the contractual requirements of the State.

I hereby certify that all program information in the program proposal forms are true and correct and accurately reflects the agency's program. I understand and will comply with the programmatic contractual requirement placed upon this Agency if we are awarded funding through this AFF.

I hereby certify that the FY'07 and FY '08 projected financial narratives are true and accurately reflect the agency's projected cost for each year of service delivery.

Signature:

Name: (typed or printed)

Title:

Agency's Legal Name:

Date:

PROGRAM NARRATIVE SECTION INSTRUCTIONS

SECTION PROPOSAL PAGE LIMIT: Nine pages, including program narrative information, performance-based options, two financial narratives - one for each year and certification of local approval for nonprofit organizations.

Emergency Shelter funds may be used for:

1. **Essential Services:** Such services include, but are not limited to, those concerned with employment, health, substance abuse, education, child care, transportation, assistance in obtaining other federal, state, and local assistance, and assistance in obtaining permanent housing. Staff salaries that provide direct case management services necessary to offer such services are allowable costs.
2. **Shelter Operating Costs:** These costs include rent, repairs, fuel, security, food, utilities, essential equipment, insurance, staff costs and administrative costs, (who do not provide direct client services). Staff costs who operate the shelter cannot exceed 10% of the total award.
3. **Homeless Prevention Activities:** These activities include, but are not limited to, short term subsidies to defray rent and utility arrearages, security deposits or first month's rent, landlord mediation programs, legal services for indigent tenants, payments to prevent home foreclosure, and other innovative programs and activities designed to prevent the incidence of homelessness.

Program Narrative: The Emergency Shelter program narrative section must contain the following components:

- **Abstract:** This section should clearly and concisely summarize the ESG program for which you are applying for funds.

Needs Statement: This section documents the needs that need to be met or problems to be solved by the proposed program. The Needs Statement should provide data that supports the need in the applicant's proposed service area. It should outline the coordination of services in the area and the agency's involvement in the area's continuum of care. This section should contain necessary local (**not national**) statistics to demonstrate relevant physical, economic, social, financial, institutional, or other problems. It should answer the following questions:

1. Identify whom the program will serve including factors that characterize the population.
2. Where is this population located geographically?
3. How will the identified population be referred or directed to your program? Give actual names of the facilities or agencies in your community – no generalities.
4. How is the facility identifying the client's eligibility for mainstream programs? Are they being enrolled in the programs? How are they ensuring the clients get enrolled? (Mainstream programs: e.g., Medicaid, Food Stamps, SSI, Veterans benefits, etc.)
5. How is the facility serving the homeless population who may be requesting service?
6. What actions is the shelter doing to help transition a client to permanent housing?
7. If a person identifies they are homeless but the facility is unable to give them service, how is the staff facilitating with others in the community to verify the client receives help.

8. If a person is charged a fee to stay at the shelter or the transitional housing, how is the fee determined and how is it utilized?

- Objectives: This section should outline the primary measurable objectives of this project on which evaluation will be based. The Objectives are the “outcomes” of your activities. Objectives should tell: Whom the outcome will affect; what the outcome will be; when the outcome is to be expected to be reached; and how much of an effect it will have. You will need to state how you will plan to measure the outcomes.
- Action Plan: This section should describe the activities to be employed to achieve the desired results. The Action Plan describes the steps to be taken and should flow from the Objectives. Actions should be understandable, clear and accompanied by an explanation of the rationale underlying your choice of method. The Action Plan should describe staffing, clients and time frames.
- Evaluation: This section presents your plan for determining the degree to which Objectives are met and Action Plans are followed. The Evaluation should determine the extent to which the program has achieved its stated Objectives. The section should explain who will be performing evaluation activities, define evaluation criteria, explain methods for gathering data, describe tools and instruments used in evaluation, and describe how evaluation will be used to improve the program.

All agreements will be required to fill out a Semi-Annual and Annual Report per fiscal year. The Semi-Annual will be due in January and the Annual will be due in July. These forms will be on the ESG website for convenience. With regular utilization of HMIS software program, this data will be easy to retrieve when it is needed for these reports.

All agreements will be performance-based. The facilities are required to choose three (3) options out of the 16 choices. It will be required that the agency complete all outcomes that were chosen for the program within the funding year and to meet the percentage goal or above. It is strongly suggested that the options chosen are appropriate to the programs offered by the facility. The facility will need to show documentation of these outcomes by filling out a monthly performance report form and to attach supportive documentation limited to 1-2 pages with first names of clients or alpha coding who met these objectives. A copy of the performance report form is attached and it will also be accessible on the ESG website.

The shelters that meet all their performance based goals by the end of the funding year will be rewarded points on the next ESG application review.

ESG PERFORMANCE BASED OPTIONS

2006-2008

Choose three of the below performance based options. These selected options will be for the Performance Report that is due on the 10th of every month for each fiscal year. The shelter must reach the percentage goal or above by the end of the fiscal year.

Attach the performance report form and a one-two page (1-2) of supported documentation with first names of clients or an alpha/numeric coding. The documentation summary should show support for all three objectives chosen.

Essential Services

1. 85% of the clients will receive information/education materials for their needs and for services within 3-7 days of assessments.
Measurement: Service evidenced by a summary list of those clients devoid of personal identifiers through some numeric or alpha coding.
2. 55% of the adult domestic violence clients will complete a safety plan.
Measurement: Number of victims receiving services as evidenced by the summary list of those clients devoid of personal identifiers through some numeric or alpha coding.
3. 80% of all clients will establish a case/care plan within 7 days of admission (this would include children over 5 years of age for youth institutions).
Measurement: Number of clients serviced evidenced by a summary list within the specified time period devoid of personal identifiers through some numeric or alpha coding.
4. 40% of clients will access transitional or permanent housing upon successful completion from the program (for clients who stay 30 days or more).
Measurement: Number of clients evidenced by a summary list of those clients devoid of personal identifiers through some numeric or alpha coding.
5. 85% will be assisted with an enrollment to an educational and/or job training program.
Measurement: Number of clients evidenced by a summary of those assisted or enrolled.
6. 50% will increase their income or be employed upon exit from the program (for clients who stay 30 days or more in the program).
Measurement: Number of clients evidenced by a summary list of those clients who have met this goal devoid of personal identifiers through some numeric or alpha coding.
7. 85% of clients will be informed and referred to mainstream programs. (E.g. Food Stamps, Medicaid, Medicare, VA benefits, SSI, etc.)

Measurement: Number of clients evidenced by a summary list of those referred devoid of personal identifiers through some numeric or alpha coding.

8. 50% of the transitional residents will move from transitional to permanent housing for families/individuals that stay at least 24 months.

Measurement: Service evidenced by a summary of those clients who have met this goal when discharged devoid of personal identifiers through some numeric or alpha coding.

9. 80% of clients who reside in transitional units will receive case management at least 1 time a month.

Measurement: Service evidenced by a summary of those clients receiving case management devoid of personal identifiers through some numeric or alpha coding.

10. 80% of clients will receive case management/and or counseling at least 1 time a week that stay more than 7 days for emergency shelters.

Measurement: Service evidenced by a number of clients' who received case management devoid of personal identifiers through some numeric or alpha coding.

11. 80% of clients will have established goals and objectives for those who stay 30 days or more.

Measurement: Documentation of clients establishing goals and objectives within 30 days devoid of personal identifiers through some numeric or alpha coding.

12. 50% of the adult clients served will work on a plan to achieve self-sufficiency.

Measurement: Checklist indicating all documents used to prepare the client for self-sufficiency. Services provided should include assessments, budgeting, scheduling, and education to build towards self-sufficiency devoid of personal identifiers through some numeric or alpha coding.

Homeless Prevention/Outreach

13. 85% of clients will have a complete client assessments/intake within 72 hours.

Measurement: Services evidenced by a summary of clients who received the assessment in allotted time devoid of personal identifiers through some numeric or alpha coding.

14. 80% of clients who receive utility, rent subsidies, security deposits or any payments to prevent homelessness will be given a referral or services to credit counseling, budget counseling, employment counseling or to a nutritional service.

Measurement: Services evidenced by a summary of clients who received the homeless prevention funds and proper counseling or referrals devoid of personal identifiers through some numeric or alpha coding

15. Conduct a community outreach program at least one per quarter (four a year). (Must be speaking engagements or face to face outreach – no mail outs)

Measurement: Service evidenced by a summary of the community outreach.

Operations

16. 50% of the adult clients will participate in evaluating the shelter's services.
Measurement: Number of clients evidenced by a summary list of those who evaluated the shelter devoid of personal identifiers through some numeric or alpha coding.

This Emergency Shelter Grant AFF requires participation in a Homeless Management Information System (HMIS). HMIS is a secure, confidential electronic data collection system that can be used to determine the nature and extent of homelessness. The organization will be required to purchase the software licenses and enter the data in the system on a regular and consistent basis. Funding for HMIS licenses is an eligible activity under ESG.

The Federal Register stated that all recipients of HUD McKinney-Vento Act program funds are expected to participate in an HMIS that includes Emergency Shelter Grants. (See 68 Fed. Reg., 43435) (7/22/2003.) In response to this requirement, the Indiana Coalition on Housing and Homeless Issues (ICHHI) has implemented HMIS in Indiana. For information contact ICHHI http://www.ichhi.org/index.asp?action=programs_hmis_forms or call 317.636.8819 before submitting your ESG application.

ACCESS TO RECORDS/INSPECTIONS. The Grantee shall, without prior notice and at any time; permit HUD or its representatives, the General Accounting Office or its representatives, and the Indiana Family and Social Services Administration or the State Auditor to examine, audit, and/or copy **so long as no identifiable data about persons who receive service is released** (See 68 Fed. Reg., 43450) (7/22/2003) (1) any plans and work details pertaining to the program, (2) all of the applicant's books, records and accounts, and (3) all other documentation or materials related to this Contract; the applicant shall provide proper facilities for making such examination and/or inspection. The applicant, upon request, will provide aggregate data about services related to persons who receive services.

- The applicant shall provide FSSA all necessary records, data, information, and documentation required for FSSA to carry out its obligations under the Grant Agreement.
- The applicant agrees to submit client demographic information as required by the U.S. Department of Housing and Urban Development via a Homeless Management Information System (HMIS). All information reported to FSSA or ICHHI will only contain aggregate data and will not contain person identifying information.
- The applicant agrees to participate in the HMIS within six months of the HMIS becoming available in the Grantee's Continuum of Care Region. (See Fed. Reg. 68, 43431 7/22/2003). **The applicant agrees to enter data into the HMIS program on a regular and consistent basis.**
- The applicant will use one of two HMIS systems; AWARDS by Foothold Technology or ClientTrack by DSI (for those who Grantees in Marion County Only) for reporting the data.

| Hoosier Management Information System Rate Card | | | | |
|---|-----------|--------------|----------------------|----------------------|
| Effective November 1, 2005 | | | | |
| | | | | |
| Agencies Required / Encouraged by HUD to Use HMIS | | | | |
| Number of Users | Setup Fee | Training Fee | Annual Fee Year 1 | Annual Fee Year 2 |
| 1 | 0 | 0 | 250 | 250 |
| 2 | 0 | 0 | 500 | 500 |
| 3 | 0 | 0 | 620 | 620 |
| 4 | 0 | 0 | 740 | 740 |
| 5 | 0 | 0 | 860 | 860 |
| 6 | 0 | 0 | 980 | 980 |
| 7 | 0 | 0 | 1,100 | 1,100 |
| 8 | 0 | 0 | 1,220 | 1,220 |
| 9 | 0 | 0 | 1,340 | 1,340 |
| 10 | 0 | 0 | 1,460 | 1,460 |
| More than 10 | 0 | 0 | Contact ICHHI | Contact ICHHI |
| | | | | |
| Note: Some fees may be reduced or waived in certain situations. | | | | |
| For more information, please email ICHHI at info@ichhi.org | | | | |

Financial Narrative: (Use enclosed form and see attached instructions. Complete the form for State Fiscal Year 2007 and State Fiscal Year 2008) This Financial Narrative is for the Emergency Shelter Grant Program only. Do not include the entire budget for your agency. Indicate on any or all of the line items the amount you propose to spend in those areas. The instructions for completing the Financial Narrative are on the next page. Under Operations, Shelter Staff is the salary for personnel that actually operate the shelter and it cannot exceed 10% of the total funding award. Equipment Costs are for purchases that **exceed** \$5,000 per unit, i.e. if a computer is purchased for \$2,000 it is **not** equipment, it is noted under office supplies. **The Financial Narrative is completed for the amount of Emergency Shelter funds you are requesting.** After the proposal review and awards are announced, another Emergency Shelter Grant **Budget Form** will be mailed along with the contract agreement. The Budget Form should be completed using the revised funding amount that was rewarded.

FILL OUT A FINANCIAL NARRATIVE FOR EACH YEAR (2)

ESG Certification of Local Approval for Nonprofit Organizations: (Signed by a local elected official). Use the attached form. This form is a **required document** for receiving ESG funding.

Emergency Shelter Grant

FINANCIAL NARRATIVE

| DATE | GRANTEE NAME | GRANT YEAR | FEDERAL ID# |
|---|--------------|-----------------------------|-------------|
| BUDGET PERIOD 6000/114100 | THRU | SERVICE CODE: 0306 | ACCOUNT # |
| ESSENTIAL SERVICES | | | |
| CHILD CARE | \$ _____ | JOB TRAINING | \$ _____ |
| CLOTHING | \$ _____ | MEDICAL/DENTAL | \$ _____ |
| EDUCATION | \$ _____ | SUPPORTIVE TRANSPORT | \$ _____ |
| FOOD PANTRY | \$ _____ | OTHER COSTS | \$ _____ |
| HOUSING PLACEMENT | \$ _____ | SUBTOTAL | \$ _____ |
| OTHER COSTS (Specify) _____ | | | |
| _____ | | | |
| _____ | | | |
| OPERATION SERVICES | | | |
| SHELTER STAFF | \$ _____ | (NO MORE THAN 10% OF AWARD) | |
| BLDG./GROUND MAINT | \$ _____ | POSTAGE | \$ _____ |
| CLEANING SUPPLIES | \$ _____ | RENT | \$ _____ |
| COMMERCIAL SPACE | \$ _____ | SHELTER SUPPLIES | \$ _____ |
| ELECTRIC | \$ _____ | TELEPHONE – OFFICE | \$ _____ |
| EQUIPMENT | \$ _____ | TELEPHONE – SHELTER | \$ _____ |
| FOOD/COOKING | \$ _____ | TOILETRY ITEMS | \$ _____ |
| GAS | \$ _____ | TRASH REMOVAL | \$ _____ |
| INSURANCE | \$ _____ | WATER/SEWAGE | \$ _____ |
| OFFICE SUPPLIES | \$ _____ | OTHER COSTS | \$ _____ |
| HMIS SOFTWARE FEE | \$ _____ | | |
| EQUIPMENT AND OTHER COSTS (Specify) _____ | | | |
| _____ | | | |
| _____ | | | |
| HOMELESS PREVENTION | | | |
| LANDLORD/MEDIATION | \$ _____ | SECURITY DEPOSITS | \$ _____ |
| LEGAL SERVICES | \$ _____ | UTILITY ASSISTANCE | \$ _____ |
| RENT/MORT. ASSISTANCE | \$ _____ | OTHER COSTS | \$ _____ |
| | | SUBTOTAL | \$ _____ |
| OTHER COSTS (SPECIFY) _____ | | | |
| _____ | | | |
| _____ | | | |
| TOTAL | | | |

EMERGENCY SHELTER GRANT FINANCIAL NARRATIVE INSTRUCTIONS

Please type.

GRANTEE NAME - Enter in agency's name as registered with the Secretary of State's Office.

FEDERAL ID - Enter the agency's nine digit federal identification number.

ESSENTIAL SERVICES - Enter by item the amount to be spent in this line item. Enter the total on the budget summary. Specify any Other Costs. Note: Supportive Transport is transport of the client so that the client may receive support services. Essential is costs which are supportive in nature include, but not limited to, child care, clothing, substance abuse counseling, education, food pantry charges, housing placement, job training, medical and psychological counseling, health, and client transportation and staff salaries necessary to provide the above services.

OPERATIONS - Enter by item the amount to be spent in this line item. Enter the total amount on the budget summary. Specify any Equipment Purchases and Other Costs. Note: Staff includes person(s) who actually operate the shelter (this amount cannot exceed 10% of the total award). Telephone - Shelter is the phone located in the shelter for clients. Telephone - Office is the phone for the shelter's administrator and shelter staff. Shelter Supplies includes bedding, linens, towels, etc. Cleaning supplies are for the clients only. Toiletries are those personal hygiene items given to clients. Food/Cooking includes food and cooking supplies such as pots and pans. Bldg./Ground Maintenance is for the shelter only. Equipment is defined as those items with a unit cost greater than \$5,000 and a life expectancy of one or more years. Commercial Space is the cost to put a client in temporary accommodations such as a hotel or other non-shelter site. Operations costs such as, but not limited to: maintenance, operation, insurance, utilities and furnishings, rent, repairs, security, fuel, and equipment.

HOMELESS PREVENTION - Enter by item those costs for the provision of homeless prevention activities. Specify Other Costs. Homeless Prevention for costs such, but not limited to, short term subsidies to defray rent and utilities costs, security deposits for first month's rent, and mediation for landlord tenant disputes or other innovative programs and activities designed to prevent the incidence of homelessness.

EMERGENCY SHELTER GRANT PROGRAM

**CERTIFICATION OF LOCAL APPROVAL
FOR NONPROFIT ORGANIZATIONS**

I, _____
Name and Title (local elected official)

duly authorized to act on behalf of the

Name of the Jurisdiction

Hereby approve the following project(s) proposed by

Name of Nonprofit

Which is (are) to be located in

Name of Jurisdiction

Projects: _____

By: _____
Typed Name and Title

Signature

Date

ESG Monitoring Tool

**Indiana Housing and Community
Development Authority**

Monitoring Preparation Sheet

Special Needs: ESG

Part A : Award Information

The following worksheet will help you to complete the monitoring handbook and will pre-fill various segments of the handbook. Please follow all directions closely. By completing this sheet prior to the monitoring, you will know which issues are applicab

Date of Monitoring:

Recipient Contact:

Title:

Recipient Name:

Address:

City: Zip Code:

Award Number:

Award Expiration Date:

Amount of Award:

Type of Monitoring: (interim or final) ESG Site Visit

Total Amount of Award that was Drawn to date:
Amount of funds available to deobligate:
Match required for this award:

Last Updated 4/08

Indiana Housing & Community Development Authority

National Objective & Client Eligibility, Program

Special Needs: ESG

List the number of issues in each category for this section. There are **4** issues total for this section.

Satisfactory Concern Finding

List of Concerns:

List of Findings:

**Issue #1 - Program as a Whole & National Objective - Check those that apply for type of Shelter/
Special Populations**

Satisfactory Concern Finding

- | | | |
|---|--|-----------------------------------|
| <input type="checkbox"/> Emergency Shelter | <input type="checkbox"/> Domestic Violence | <input type="checkbox"/> Youth |
| <input type="checkbox"/> Day Shelter | <input type="checkbox"/> Substance Abuse | <input type="checkbox"/> Clinic |
| <input type="checkbox"/> Transitional Housing | <input type="checkbox"/> Mental Health | <input type="checkbox"/> Veterans |

What services does the facility offer at shelter:

- | | | |
|--|--|---|
| <input type="checkbox"/> Basic Needs | <input type="checkbox"/> Child Care at facility | <input type="checkbox"/> GED classes |
| <input type="checkbox"/> Case Management | <input type="checkbox"/> Job Placement/Resume assistance | <input type="checkbox"/> Other educational assistance |
| <input type="checkbox"/> Medical/Dental Svcs @ shelter | <input type="checkbox"/> Housing Placement Assistance | <input type="checkbox"/> Child Case Management |
| <input type="checkbox"/> Safety from DV | <input type="checkbox"/> Substance Abuse Treatment | |
| <input type="checkbox"/> Counseling @ Shelter | <input type="checkbox"/> Legal Advocate @ shelter | |

Description of Programs Offered:

Issue #2 - Client Eligibility

Satisfactory Concern Finding

Review of client files to ensure homeless verification:

Files Reviewed

At time of monitoring, _____, or _____ of client files were reviewed.
Listed below is a summary of the client files reviewed during this monitoring:

Client File # 1:

Name: Homeless Docum

Address:

City: State: Indiana Zip Code:

Type of Services

Client File # 2:

Name: Homeless Docum

Address:

City: State: Indiana Zip Code:

Type of Services

Client File # 3:

Name: Homeless Docum

Address:

City: State: Indiana Zip Code:

Type of Services

Client File # 4:

Name: Homeless Docum

Address:

City: State: Indiana Zip Code:

Type of Services:

Client File # 5:

Name: Homeless Docum

Address:

City: State: Indiana Zip Code:

Type of Services:

Client File # 6:

Name: _____ Homeless Docum

Address: _____

City: _____ State: Indiana Zip Code: _____

Type of Services: _____

Client File # 7:

Name: _____ Homeless Docum

Address: _____

City: _____ State: Indiana Zip Code: _____

Type of Services: _____

Client File # 8:

Name: _____ Homeless Docum.

Address: _____

City: _____ State: Indiana Zip Code: _____

Type of Services: _____

Issue #3 ESG Program Information:

- Satisfactory Concern Finding

What is bed/unit capacity? _____

What is current census? _____

Check below how the facility utilizes the three activities of ESG fund.

Essential Services:

| | | |
|--|---------------------------------------|--|
| Case Management <input type="checkbox"/> | Job Training <input type="checkbox"/> | Supportive Transp <input type="checkbox"/> |
| Child Care <input type="checkbox"/> | Clothing <input type="checkbox"/> | Housing Placement <input type="checkbox"/> |
| Medical/Dental <input type="checkbox"/> | Education <input type="checkbox"/> | Other _____ |

Operational Services:

| | | |
|---|--|----------------------------------|
| Bldg/Ground Maint <input type="checkbox"/> | Insurance <input type="checkbox"/> | Rent <input type="checkbox"/> |
| Utilities <input type="checkbox"/> | Equipment <input type="checkbox"/> | Postage <input type="checkbox"/> |
| Trash Removal <input type="checkbox"/> | Food <input type="checkbox"/> | Motel <input type="checkbox"/> |
| Supplies <input type="checkbox"/> | Shelter Staff <input type="checkbox"/> | (No more than 10% of the award) |
| HMIS Software Fees <input type="checkbox"/> | Other _____ | |

Homeless Prevention:

| | |
|--|---|
| Rent/Mort. Assistance <input type="checkbox"/> | Landlord/Mediation <input type="checkbox"/> |
| Security Deposits <input type="checkbox"/> | Legal Services <input type="checkbox"/> |
| Utility Assistance <input type="checkbox"/> | Other _____ |

Yes No Is the agency part of a continuum of care?

How are they involved?

[Redacted]

Name the organizations that the agency has coordinated with to provide services.

[Redacted]

Yes No Does the agency involve homeless clients in the operation of the facility?
How many and what capacity?

[Redacted]

How many volunteers serve at the shelter?

Yes No Are the files of domestic violence shelters secure and confidential?

Yes No Are clients introduced to mainstream resources at intake?

Yes No Are the performance based options being met?

Yes No Is the facility utilizing Family Matrix Case Management/Assesment Tool?

If no: What tool is being utilized to capture progress?

[Redacted]

What is the plan to transition clients to permanent housing? How?

[Redacted]

Issue #4 Administration

Yes No Are there written policies for staff, clients and volunteers?

Is there a written grievance procedure for staff, clients and volunteers?

HMIS being utilized?

Who is doing the entering:

[Redacted]

How Often:

[Redacted]

Comments:

[Redacted]

Indiana Housing & Community Development Authority

Financial Documents and Record Keeping

Special Needs- ESG

List the number of issues in each category for this section. There are **6** issues total for this section.

Satisfactory Concern Finding

List of Concerns:

[Redacted area for List of Concerns]

List of Findings:

[Redacted area for List of Findings]

Issue #1 - Cash Control Register

Satisfactory Concern Finding

Yes No
 Was a ledger present?

Issue #2 - Ledger of Expenditures

Satisfactory Concern Finding

Issue #3 - Balance Sheets

Satisfactory Concern Finding

Review Balance Sheets for three months of current year

[Redacted area for Review Balance Sheets]

Accounting records must be supported by such source documentation as cancelled checks, paid bills, payrolls, time and attendance records, contract and subgrant award documents, etc.

Yes No
 Were their contracts, invoices, purchase orders, bills to back up each amount listed (expenditures)?
 Are wages chargeable to more than one grant/source are supported by time distribution records?

Issue #4 - Source Documentation

- Satisfactory Concern Finding

All financial transactions must be supported by source documentation. Documentation of match expenditures must be maintained in the award file. A random view of source documentation must demonstrate that all financial transactions were supported by adequate documentation detailing the costs charged. Award administrators are not required to keep time sheets; however, award administrators must have a documentation system for program delivery. Subrecipients are required to have time sheets that document the hours of work by each specific line item and by each site address for program delivery.

| Draw # | Amount | Line item | Source Doc | Copied for file | Explanation |
|--------|--------|-----------|------------|-----------------|-------------|
| | | | | | |
| | | | | | |
| | | | | | |
| | | | | | |

Issue #5 - Allowable Costs

- Satisfactory Concern Finding

- | | | |
|--------------------------|--------------------------|--|
| Yes | No | |
| <input type="checkbox"/> | <input type="checkbox"/> | Were all expenses billed to the correct line item? |
| <input type="checkbox"/> | <input type="checkbox"/> | Did the recipient claim any ineligible expenses? |
| <input type="checkbox"/> | <input type="checkbox"/> | Under ESG Operational line item, were staff salaries more than 10% of the award? |
| <input type="checkbox"/> | <input type="checkbox"/> | Are there program fees for clients? |
| <input type="checkbox"/> | <input type="checkbox"/> | Are the fees placed back into the program or reserved for client? |

A random review of checks is required in order to ensure that all checks were distributed and received by contractors and vendors involved in the development. The following table lists the checks that were selected. Look through bank statements

| Check # | Date | Vendor | Amount | Correct | Explanation |
|---------|------|--------|--------|---------|-------------|
| | | | | | |
| | | | | | |
| | | | | | |
| | | | | | |
| | | | | | |

- Did a random review of checks demonstrate vendors received their checks?

Issue #6 - Match Documentation

Satisfactory Concern Finding

All funds awarded by IHCD require a matching contribution. The matching funds contribution is determined by the source of funds and the year the award was made. The table below outlines the IHCD matching funds requirement by program and years.

| | | | |
|-----|-----------|------|-----|
| ESG | All years | 100% | All |
| | | | |

_____ This award is subject to ESG regulations. The match requirements are as follows:

_____ of project funds were drawn on this award.

100.0% is the required % of match for this award.

#REF! is the match documented for this award.

#REF! is the match shortfall or excess.

- | | | |
|--------------------------|--------------------------|--|
| Yes | No | |
| <input type="checkbox"/> | <input type="checkbox"/> | Is the recipient utilizing banked match? |
| <input type="checkbox"/> | <input type="checkbox"/> | Is the recipient utilizing on going supportive services for match? <i>If yes, the recipient will need to document the supportive services and submit the information with the annual rental report for the development.</i> |
| <input type="checkbox"/> | <input type="checkbox"/> | Has the recipient met the required match/leverage required for this award? |

Match was received from:

- | | | |
|--------------------------|--------------------------|---|
| Yes | No | Salary paid to staff (not included in the award) to carry out project? |
| <input type="checkbox"/> | <input type="checkbox"/> | |
| Yes | No | Time contributed by volunteers (determined by rate of \$5.00 per hour)? |
| <input type="checkbox"/> | <input type="checkbox"/> | |
| Yes | No | Is there sign-in sheets with hours that they worked and the correlation of funds? |
| <input type="checkbox"/> | <input type="checkbox"/> | |
| Yes | No | Value of donated materials or building or lease? |
| <input type="checkbox"/> | <input type="checkbox"/> | |
| Yes | No | Contributions, charity, cash, etc.? |
| <input type="checkbox"/> | <input type="checkbox"/> | |

Issue #7 Audits

Did the organization receive more than \$500,000 in federal funds in aggregate during any year since the receipt of the specific ESG grant being reviewed?

Yes No

Was the audit completed within 9 months of the end of each fiscal year (s) specified above and were the the audits conducted consistent with the standards of OMB A-133?

Yes No NA


Were there any findings regarding deficiencies or weaknesses, questioned costs?

Yes No NA

Has the organization taken steps to ensure timely resolution of any audit findings or recommendations?

Yes No NA

Comments:



Indiana Housing and Community Development Authority

Fair Housing, Equal Opportunity

Special Needs: ESG

List the number of issues in each category for this section. There are 4 issues total for this section.

Satisfactory Concern Finding

List of Concerns:

[Redacted area for List of Concerns]

List of Findings:

[Redacted area for List of Findings]

Issue #1 - Logos

Satisfactory Concern Finding NA to ESG Shelters

- Yes No Is the Fair Housing Logo on all client related materials?
- Is the Accessibility Logo on all client related materials?



Issue #2 - Posters

Satisfactory Concern Finding

- Yes No Is the Fair Housing Poster displayed in the recipient's Office?
- Is the Equal Opportunity Poster displayed in the recipient's Office?
- Is the Lead Based Paint Poster displayed in the recipient's Office?

NA FOR ESG

Other posters - like Headstart, Educational, Abuse, etc...?

[Redacted area for Other posters]

State the location of the posters:

[Redacted area for State the location of the posters]

Issue #3 - Accessibility

Satisfactory Concern Finding

According to Federal Regulation 24 CFR 8.6, the recipient must take appropriate steps to ensure effective communications with applicants, beneficiaries, and members of the public.

- | | | |
|---------------------------------|--------------------------------|--|
| Yes <input type="checkbox"/> | No <input type="checkbox"/> | Did the recipient furnish appropriate auxiliary aids where necessary to afford an individual with disabilities an equal opportunity to participate in, and enjoy the benefits of, the program? NA FOR ESG |
| <input type="checkbox"/> | <input type="checkbox"/> | Does the recipient understand how to use the TDD devices for hearing impaired persons through Relay Indiana? NA FOR ESG According to Federal Regulation 24 CFR 8.11 a recipient must make reasonable accommodations to the know physical and mental limitations of an otherwise qualified applicant with disabilities or employee with disabilities unless the recipient can demonstrate that the accomodation would impose an undue hardship on the operation of its program. |
| Yes <input type="checkbox"/> | No <input type="checkbox"/> | Has the recipient made reasonable accommodation to all employees, applicants, beneficiaries, and members of the public with physical and mental disabilities? |
| <input type="checkbox"/> | <input type="checkbox"/> | Do the recipient's offices appear to be reasonably handicap accessible? |
| <input type="checkbox"/> | <input type="checkbox"/> | If the facility cannot provide services for accessibility, is there a policy and procedures to disseminate information to those who need accessible services or facilities? |

Issue #4 - Lease Language and Program Agreement

- Not Applicable
 Satisfactory
 Concern
 Finding

Leases are required for transitional, permanent supportive, and rental housing for those who receive HOME Assisted Funds

- | | | |
|---------------------------------|--------------------------------|---|
| Yes <input type="checkbox"/> | No <input type="checkbox"/> | Is the transitional housing HOME-Assisted Units? If Transitional housing is funded by HOME - these rules apply to the lease agreement: |
| Yes <input type="checkbox"/> | No <input type="checkbox"/> | Did the lease contain the following required information? |
| <input type="checkbox"/> | <input type="checkbox"/> | Effective Date of lease |
| <input type="checkbox"/> | <input type="checkbox"/> | End date of lease (must be for at least one year unless mutually agreed upon) |
| <input type="checkbox"/> | <input type="checkbox"/> | Amount of rent payments |
| <input type="checkbox"/> | <input type="checkbox"/> | Who pays utilities |
| <input type="checkbox"/> | <input type="checkbox"/> | Termination policy (must give at least 30 days notice) |
| <input type="checkbox"/> | <input type="checkbox"/> | Renewal process |
| <input type="checkbox"/> | <input type="checkbox"/> | Occupants of the lease |
| <input type="checkbox"/> | <input type="checkbox"/> | Signature of tenant(s) |
| <input type="checkbox"/> | <input type="checkbox"/> | Signature of owner/property manager |
| <input type="checkbox"/> | <input type="checkbox"/> | Date of execution |
| Yes <input type="checkbox"/> | No <input type="checkbox"/> | Did the lease contain any of the following prohibited language? |
| <input type="checkbox"/> | <input type="checkbox"/> | Agreement to be sued |
| <input type="checkbox"/> | <input type="checkbox"/> | Treatment of property |
| <input type="checkbox"/> | <input type="checkbox"/> | Excusing owner from responsibility |
| <input type="checkbox"/> | <input type="checkbox"/> | Waiver of notice |

- Waiver of legal proceedings
- Waiver of a jury trial
- Waiver of right to appeal court decision
- Tenant chargeable with cost of legal actions regardless of outcomes?

Emergency shelters, youth shelters, and migrant seasonal farmworker housing facilities are considered under CDBG regulations, therefore, no rent is intended to be charged. Therefore, in lieu of a lease, you are to have a program agreement.

- | Yes | No | Did the program agreement contain the following information: |
|--------------------------|--------------------------|--|
| <input type="checkbox"/> | <input type="checkbox"/> | Effective date |
| <input type="checkbox"/> | <input type="checkbox"/> | Both resident and staff signature |
| <input type="checkbox"/> | <input type="checkbox"/> | Supportive services available |
| <input type="checkbox"/> | <input type="checkbox"/> | Program guidelines, such as curfews, laundry, and recreation rules |
| <input type="checkbox"/> | <input type="checkbox"/> | Program expectations for resident |
| <input type="checkbox"/> | <input type="checkbox"/> | Maximum length of stay |
| <input type="checkbox"/> | <input type="checkbox"/> | Items regarded as contraband |
| <input type="checkbox"/> | <input type="checkbox"/> | Policy & procedures of terminating participant's from the facility |
| <input type="checkbox"/> | <input type="checkbox"/> | Written grievance procedure for those who are evicted |

- | Yes | No | Is the facility faith based? |
|--------------------------|--------------------------|------------------------------|
| <input type="checkbox"/> | <input type="checkbox"/> | |

- | Yes | No | Are civil rights posted? |
|--------------------------|--------------------------|--------------------------|
| <input type="checkbox"/> | <input type="checkbox"/> | |

- | Yes | No | Are the religious activities required to receive assistance? |
|--------------------------|--------------------------|--|
| <input type="checkbox"/> | <input type="checkbox"/> | |

Comments:

Indiana Housing and Community Development Authority

Facility Inspection

Special Needs: ESG

List the number of issues in each category for this section.

There are **2** issues total for this section.

_____ Satisfactory _____ Concern _____ Finding

List of Concerns:

[Redacted area for List of Concerns]

List of Findings:

[Redacted area for List of Findings]

Issue #1 Facility Maintenance

Satisfactory Concern Finding

Yes

No

Is the shelter well maintained and clean?

Description of Shelter:

[Redacted area for Description of Shelter]

Yes

No

Any exits blocked or locked from the inside?

Yes

No

Fire extinguishers available?

Yes

No

First Aid Kit available?

Yes

No

Health and fire inspection within the past year?

Yes

No

Are there operational smoke detectors in appropriate places?

Yes No Cleaning supplies secured?

Yes No Are there more than two exits on each floor?

Yes No Medications secured?

Issue# 2 Postings in Emergency Shelters

Satisfactory Concern Finding

Yes No No Smoking signs?


Yes No Emergency evacuation postings in each room?

Yes No Weather emergency procedures posted in residential areas?

Yes No House rules posted in residential areas?

Yes No Handing washing reminders in kitchen and bathrooms?

Comments



January 0, 1900

0 , 0
 0
 0
 0 , IN 0

ESG Monitoring 0

This correspondence confirms the results of the monitoring conducted as of the date of this letter by the Indiana Housing and Community Development Authority (IHCDA) staff. This letter outlines the categories that were reviewed as related to your award referenced above. Satisfactory issues are not discussed in detail in this correspondence. Concerns and/or findings for insufficient or deficient items are listed in detail along with the required action needed to resolve the concern or finding. If a category needs additional clarification, you will find the review sheets for that category as an attachment to this letter.

| Objective, Client Eligibility, Program | Satisfactory | Concern | Finding |
|---|--------------|---------|---------|
| Description of Concerns: | 0 | | |
| Description of Findings: | 0 | | |
| Required Action(s): | [Yellow Box] | | |

| Facility Inspection | Not Applicable | Satisfactory | Concern | Finding |
|----------------------------|----------------|--------------|---------|---------|
| Description of Concerns: | 0 | | | |
| Description of Findings: | 0 | | | |
| Required Action(s): | [Yellow Box] | | | |

Financial Documents & Record Keeping Satisfactory Concern Finding

Description of Concerns:

0

Description of Findings:

0

Required Action(s):

Procurement **XXX** Not Applicable Satisfactory Concern Finding

Description of Concerns:

NA

Description of Findings:

NA

Required Action(s):

NA

Fair Housing and Equal Opportunity Satisfactory Concern Finding

Description of Concerns:

0

Description of Findings:

0

Required Action(s):

IHCDA respectfully requests a written response to all concerns and/or findings outlined above prior to

ESG Monitoring Tool 2008

We hope the issues addressed in this correspondence will assist you in administering any current and future housing projects. If there are any questions regarding this correspondence, please contact me at (317) 232-7117.

Sincerely,

Lori Dimick
Senior Special Needs Program Coordinator
Emergency Shelter Grant

cc:

file:

ESG IDIS Reports

U.S. DEPARTMENT OF HOUSING AND URBAN DEVELOPMENT
 OFFICE OF COMMUNITY PLANNING AND DEVELOPMENT
 INTEGRATED DISBURSEMENT AND INFORMATION SYSTEM
 LIST OF ACTIVITIES BY PROGRAM YEAR AND PROJECT
 INDIANA

REPORT FOR CPD PGM: ESG
 PGM YR : 2007

| PGM YR-PROJECT | IDIS ACT ID | ACTIVITY NAME | STATUS | PGM | FUNDED AMOUNT | NET DRAWN AMOUNT | BALANCE |
|----------------|--------------------------------------|---------------------------------|----------|-----|---------------|------------------|-----------|
| 2007-0001 | ADMINISTRATION | | | | | | |
| | 22429 | ADMINISTRATION ESG | UNDERWAY | ESG | 95,807.00 | 58,770.54 | 37,036.46 |
| 2007-0002 | AIDS MINISTRIES | | | | | | |
| | 22557 | AIDS MINISTRIES/ES | UNDERWAY | ESG | 4,900.00 | 4,900.00 | 0.00 |
| | 22558 | AIDS MINISTRIES/OP | UNDERWAY | ESG | 7,732.00 | 7,732.00 | 0.00 |
| | 22559 | AIDS MINISTRIES/HP | UNDERWAY | ESG | 3,868.00 | 3,868.00 | 0.00 |
| | | PROJECT TOTALS | | ESG | 16,500.00 | 16,500.00 | 0.00 |
| 2007-0003 | ALTERNATIVES | | | | | | |
| | 22560 | ALTERNATIVES/ES | UNDERWAY | ESG | 1,500.00 | 1,499.76 | 0.24 |
| | 22561 | ALTERNATIVES/OP | UNDERWAY | ESG | 31,600.00 | 31,600.00 | 0.00 |
| | 22562 | ALTERNATIVES/HP | UNDERWAY | ESG | 1,500.00 | 1,500.00 | 0.00 |
| | | PROJECT TOTALS | | ESG | 34,600.00 | 34,599.76 | 0.24 |
| 2007-0004 | ANCHOR HOUSE | | | | | | |
| | 22563 | ANCHOR HOUSE/ES | UNDERWAY | ESG | 1,830.00 | 1,830.00 | 0.00 |
| | 22564 | ANCHOR HOUSE/OP | UNDERWAY | ESG | 16,170.00 | 16,170.00 | 0.00 |
| | 22565 | ANCHOR HOUSE/HP | UNDERWAY | ESG | 300.00 | 300.00 | 0.00 |
| | | PROJECT TOTALS | | ESG | 18,300.00 | 18,300.00 | 0.00 |
| 2007-0005 | CATHOLIC SOCIAL SERVICES | | | | | | |
| | 22566 | CATHOLIC SOCIAL SRVS/ES | UNDERWAY | ESG | 20,000.00 | 20,000.00 | 0.00 |
| | 22567 | CATHOLIC SOCIAL SERVICES/OP | UNDERWAY | ESG | 19,232.00 | 19,232.00 | 0.00 |
| | | PROJECT TOTALS | | ESG | 39,232.00 | 39,232.00 | 0.00 |
| 2007-0006 | CHRISTIAN COMMUNITY ACTION PORTER CO | | | | | | |
| | 22569 | CHRISTIAN COMM.ACTION PORTER/OP | UNDERWAY | ESG | 31,300.00 | 31,300.00 | 0.00 |
| 2007-0007 | COBURN PLACE | | | | | | |
| | 22570 | COBURN PLACE/OP | UNDERWAY | ESG | 9,100.00 | 9,100.00 | 0.00 |
| | 22889 | COBURN PLACE - RENOVATION | BUDGETED | ESG | 15,000.00 | 0.00 | 15,000.00 |
| | | PROJECT TOTALS | | ESG | 24,100.00 | 9,100.00 | 15,000.00 |
| 2007-0008 | COMMUNITY & FAMILY SERVICES | | | | | | |
| | 22571 | COMMUNITY & FAMILY SRVS/OP | UNDERWAY | ESG | 11,250.00 | 11,250.00 | 0.00 |
| | 22572 | COMMUNITY & FAMILY SERVICES/HP | UNDERWAY | ESG | 600.00 | 600.00 | 0.00 |

U.S. DEPARTMENT OF HOUSING AND URBAN DEVELOPMENT
 OFFICE OF COMMUNITY PLANNING AND DEVELOPMENT
 INTEGRATED DISBURSEMENT AND INFORMATION SYSTEM
 LIST OF ACTIVITIES BY PROGRAM YEAR AND PROJECT
 INDIANA

| PGM YR- PROJECT | IDIS ACT ID | ACTIVITY NAME | STATUS | PGM | FUNDED AMOUNT | NET DRAWN AMOUNT | BALANCE |
|--------------------|----------------|--|----------|-----|---------------|------------------|----------|
| | | PROJECT TOTALS | | ESG | 11,850.00 | 11,850.00 | 0.00 |
| 2007-0009 | | COMMUNITY ACTION OF EVANSVILLE | | | | | |
| | 22573 | COMMUNITY ACTION EVANSVILLE/ES | UNDERWAY | ESG | 2,293.37 | 2,293.37 | 0.00 |
| | 22574 | COMMUNITY ACTION EVANSVILLE/OP | UNDERWAY | ESG | 27,827.15 | 25,727.15 | 2,100.00 |
| | 22575 | COMMUNITY ACTION OF EVANSVILLE/HP | UNDERWAY | ESG | 14,029.48 | 14,029.48 | 0.00 |
| | | PROJECT TOTALS | | ESG | 44,150.00 | 42,050.00 | 2,100.00 |
| 2007-0010 | | COMMUNITY SRVS OF MORGAN COUNTY | | | | | |
| | 22576 | COMMUNITY SRVS MORGAN CO/ES | UNDERWAY | ESG | 11,000.00 | 11,000.00 | 0.00 |
| | 22577 | COMMUNITY SRVS OF MORGAN CO/OP | UNDERWAY | ESG | 41,610.00 | 41,610.00 | 0.00 |
| | | PROJECT TOTALS | | ESG | 52,610.00 | 52,610.00 | 0.00 |
| 2007-0011 | | ECHO HOUSING | | | | | |
| | 22578 | ECHO HOUSING/ES | UNDERWAY | ESG | 4,800.00 | 4,800.00 | 0.00 |
| | 22579 | ECHO HOUSING/OP | UNDERWAY | ESG | 28,205.00 | 28,205.00 | 0.00 |
| | | PROJECT TOTALS | | ESG | 33,005.00 | 33,005.00 | 0.00 |
| 2007-0012 | | EVANSVILLE GOODWILL INDUSTRIES | | | | | |
| | 22580 | EVANSVILLE GOODWILL/ES | UNDERWAY | ESG | 14,900.00 | 14,899.96 | 0.04 |
| 2007-0013 | | FAMILY CRISIS SHELTER OF MONTG. COUNTY | | | | | |
| | 22581 | FAMILY CRISIS MONTG CO/ES | UNDERWAY | ESG | 1,800.00 | 1,799.00 | 1.00 |
| | 22582 | FAMILY CRISIS MONTG CO/OP | UNDERWAY | ESG | 20,300.00 | 20,300.00 | 0.00 |
| | 22583 | FAMILY CRISIS OF MONTG CO/HP | UNDERWAY | ESG | 5,000.00 | 4,496.96 | 503.04 |
| | | PROJECT TOTALS | | ESG | 27,100.00 | 26,595.96 | 504.04 |
| 2007-0014 | | GENESIS OUTREACH | | | | | |
| | 22591 | GENESIS OUTREACH/ES | UNDERWAY | ESG | 7,000.00 | 7,000.00 | 0.00 |
| | 22592 | GENESIS OUTREACH/OP | UNDERWAY | ESG | 20,000.00 | 20,000.00 | 0.00 |
| | | PROJECT TOTALS | | ESG | 27,000.00 | 27,000.00 | 0.00 |
| 2007-0015 | | HOPE HOUSE | | | | | |
| | 22593 | HOPE HOUSE/ES | UNDERWAY | ESG | 10,000.00 | 10,000.00 | 0.00 |
| | 22594 | HOPE HOUSE/OP | UNDERWAY | ESG | 19,700.00 | 18,059.00 | 1,641.00 |
| | | PROJECT TOTALS | | ESG | 29,700.00 | 28,059.00 | 1,641.00 |
| 2007-0016 | | HUMAN SERVICES | | | | | |
| | 22596 | HUMAN SERVICES/ES | UNDERWAY | ESG | 14,100.00 | 14,100.00 | 0.00 |

U.S. DEPARTMENT OF HOUSING AND URBAN DEVELOPMENT
 OFFICE OF COMMUNITY PLANNING AND DEVELOPMENT
 INTEGRATED DISBURSEMENT AND INFORMATION SYSTEM
 LIST OF ACTIVITIES BY PROGRAM YEAR AND PROJECT
 INDIANA

| PGM YR-PROJECT | IDIS ACT ID | ACTIVITY NAME | STATUS | PGM | FUNDED AMOUNT | NET DRAWN AMOUNT | BALANCE |
|----------------|-------------|-----------------------------------|----------|-----|---------------|------------------|---------|
| | 22597 | HUMAN SERVICES/OP | UNDERWAY | ESG | 25,000.00 | 25,000.00 | 0.00 |
| | 22598 | HUMAN SERVICES/HP | UNDERWAY | ESG | 1,000.00 | 1,000.00 | 0.00 |
| | | PROJECT TOTALS | | ESG | 40,100.00 | 40,100.00 | 0.00 |
| 2007-0017 | | LIFE CHOICES MATERNITY & YOUTH | | | | | |
| | 22601 | LIFE CHOICES MATERNITY YOUTH/OP | UNDERWAY | ESG | 13,700.00 | 13,700.00 | 0.00 |
| 2007-0018 | | LIFE TREATMENT CENTERS | | | | | |
| | 22602 | LIFE TREATMENT / ES | UNDERWAY | ESG | 10,000.00 | 10,000.00 | 0.00 |
| | 22603 | LIFE TREATMENT CENTERS/OP | UNDERWAY | ESG | 32,100.00 | 32,100.00 | 0.00 |
| | | PROJECT TOTALS | | ESG | 42,100.00 | 42,100.00 | 0.00 |
| 2007-0019 | | OPEN DOOR/SHEPHERD CENTER | | | | | |
| | 22607 | OPEN DOOR/SHEPHERD CENTER/ES | UNDERWAY | ESG | 13,890.00 | 13,890.00 | 0.00 |
| | 22608 | OPEN DOOR SRVS/SHEPHERD CENTER/OP | UNDERWAY | ESG | 23,588.00 | 23,588.00 | 0.00 |
| | | PROJECT TOTALS | | ESG | 37,478.00 | 37,478.00 | 0.00 |
| 2007-0020 | | OPEN DOOR/GRAYSTONE | | | | | |
| | 22609 | OPEN DOOR /GRAYSTONE/OP | UNDERWAY | ESG | 12,100.00 | 12,100.00 | 0.00 |
| 2007-0021 | | PRISONER & COMMUNITY TOGETHER | | | | | |
| | 22610 | PRISONER & COMMUNITY TOGETHER/ES | UNDERWAY | ESG | 500.00 | 215.10 | 284.90 |
| | 22611 | PRISONER & COMMUNITY/ OP | UNDERWAY | ESG | 7,020.00 | 7,020.00 | 0.00 |
| | 22612 | PRISONER & COMMUNITY / HP | UNDERWAY | ESG | 2,500.00 | 2,500.00 | 0.00 |
| | | PROJECT TOTALS | | ESG | 10,020.00 | 9,735.10 | 284.90 |
| 2007-0022 | | STEPPING STONES FOR VETERANS | | | | | |
| | 22613 | STEPPING STONES VETERANS/ES | UNDERWAY | ESG | 3,000.00 | 3,000.00 | 0.00 |
| | 22614 | STEPPING STONES VETERANS/OP | UNDERWAY | ESG | 58,193.00 | 58,193.00 | 0.00 |
| | | PROJECT TOTALS | | ESG | 61,193.00 | 61,193.00 | 0.00 |
| 2007-0023 | | STEPPING STONE FOR WOMEN | | | | | |
| | 22615 | STEPPING STONES WOMEN / OP | UNDERWAY | ESG | 13,050.00 | 13,050.00 | 0.00 |
| 2007-0024 | | FAMILY SERVICES OF ELKHART COUNTY | | | | | |
| | 22584 | FAMILY SRVS ELKHART/ES | UNDERWAY | ESG | 1,000.00 | 1,000.00 | 0.00 |
| | 22585 | FAMILY SERVICES OF ELKHART / OP | UNDERWAY | ESG | 13,500.00 | 13,500.00 | 0.00 |
| | | PROJECT TOTALS | | ESG | 14,500.00 | 14,500.00 | 0.00 |

U.S. DEPARTMENT OF HOUSING AND URBAN DEVELOPMENT
 OFFICE OF COMMUNITY PLANNING AND DEVELOPMENT
 INTEGRATED DISBURSEMENT AND INFORMATION SYSTEM
 LIST OF ACTIVITIES BY PROGRAM YEAR AND PROJECT
 INDIANA

| PGM YR- PROJECT | IDIS ACT ID | ACTIVITY NAME | STATUS | PGM | FUNDED AMOUNT | NET DRAWN AMOUNT | BALANCE |
|--------------------|--|--|----------|-----|---------------|------------------|---------|
| 2007-0025 | UNITED 22660 | CARING SHELTERS UNITED CARING SHELTERS / OP | UNDERWAY | ESG | 20,100.00 | 20,100.00 | 0.00 |
| 2007-0026 | FAMILY SERVICE ASSOC 22586 | HOWARD COUNTY FAMILY SRVS HOWARD CO/OP | UNDERWAY | ESG | 23,299.00 | 23,299.00 | 0.00 |
| 2007-0027 | CENTER FOR HOMELESS 22568 | CENTER FOR HOMELESS/ES | UNDERWAY | ESG | 50,925.00 | 50,925.00 | 0.00 |
| 2007-0028 | NORTH CENTRAL IND. 22604 | RURAL CRISIS NORTH CENTRAL RURAL/ ES | UNDERWAY | ESG | 300.00 | 300.00 | 0.00 |
| | 22605 | NORTH CENTRAL RURAL CRISIS/ OP | UNDERWAY | ESG | 2,200.00 | 2,200.00 | 0.00 |
| | 22606 | NORTH CENTRAL RURAL CRISIS/HP | UNDERWAY | ESG | 1,950.00 | 1,950.00 | 0.00 |
| | | PROJECT TOTALS | | ESG | 4,450.00 | 4,450.00 | 0.00 |
| 2007-0029 | FORT WAYNE WOMENS BUREAU 22590 | FT WAYNE WOMENS BUREAU/OP | UNDERWAY | ESG | 21,160.00 | 21,160.00 | 0.00 |
| 2007-0030 | HOUSING AUTHORITY GREENCASTLE 22595 | HOUSING AUTHORITY GREENCASTLE/OP | UNDERWAY | ESG | 13,813.00 | 13,813.00 | 0.00 |
| 2007-0031 | LAFAYETTE URBAN MINISTRIES 22599 | LAFAYETTE URBAN MINISTRIES/OP | UNDERWAY | ESG | 27,100.00 | 27,100.00 | 0.00 |
| | 22600 | LAFAYETTE URBAN MINISTRIES/HP | UNDERWAY | ESG | 5,000.00 | 5,000.00 | 0.00 |
| | | PROJECT TOTALS | | ESG | 32,100.00 | 32,100.00 | 0.00 |
| 2007-0032 | FAMILY SERVICE SOCIETY 22587 | FAMILY SERVICES SOCIETY/ES | UNDERWAY | ESG | 465.00 | 465.00 | 0.00 |
| | 22588 | FAMILY SERVICES SOCIETY/OP | UNDERWAY | ESG | 20,835.00 | 20,835.00 | 0.00 |
| | 22589 | FAMILY SERVICES SOCIETY/HP | BUDGETED | ESG | 0.00 | 0.00 | 0.00 |
| | | PROJECT TOTALS | | ESG | 21,300.00 | 21,300.00 | 0.00 |
| 2007-0033 | VINCENT HOUSE 22625 | VINCENT HOUSE / ES | UNDERWAY | ESG | 4,830.00 | 4,830.00 | 0.00 |
| | 22626 | VINCENT HOUSE / OP | UNDERWAY | ESG | 11,270.00 | 11,270.00 | 0.00 |
| | 22893 | VINCENT HOUSE - RENOVATION | UNDERWAY | ESG | 13,627.00 | 13,627.00 | 0.00 |
| | | PROJECT TOTALS | | ESG | 29,727.00 | 29,727.00 | 0.00 |
| 2007-0034 | HOUSE OF HOPE MADISON COUNTY 22623 | HOUSE OF HOPE MADISON CO/ ES | UNDERWAY | ESG | 1,500.00 | 1,500.00 | 0.00 |
| | 22624 | HOUSE OF HOPE MADISON CO / OP | UNDERWAY | ESG | 16,069.00 | 16,069.00 | 0.00 |

U.S. DEPARTMENT OF HOUSING AND URBAN DEVELOPMENT
 OFFICE OF COMMUNITY PLANNING AND DEVELOPMENT
 INTEGRATED DISBURSEMENT AND INFORMATION SYSTEM
 LIST OF ACTIVITIES BY PROGRAM YEAR AND PROJECT
 INDIANA

| PGM YR- PROJECT | IDIS ACT ID | ACTIVITY NAME | STATUS | PGM | FUNDED AMOUNT | NET DRAWN AMOUNT | BALANCE |
|--------------------|----------------|------------------------------------|----------------|-----|---------------|------------------|---------|
| | | | PROJECT TOTALS | ESG | 17,569.00 | 17,569.00 | 0.00 |
| 2007-0035 | | ALBION FELLOWS BACON CENTER | | | | | |
| | 22621 | ALBION FELLOWS BACON / ES | UNDERWAY | ESG | 1,000.00 | 1,000.00 | 0.00 |
| | 22622 | ALBION FELLOWS BACON / OP | UNDERWAY | ESG | 14,900.00 | 14,900.00 | 0.00 |
| | | | PROJECT TOTALS | ESG | 15,900.00 | 15,900.00 | 0.00 |
| 2007-0036 | | COUNICL ON DOMESTIC ABUSE | | | | | |
| | 22620 | COUNCIL ON DOMESTIC ABUSE / OP | UNDERWAY | ESG | 15,100.00 | 15,100.00 | 0.00 |
| 2007-0037 | | ROOSEVELT MISSION | | | | | |
| | 22619 | ROOSEVELT MISSION / OP | UNDERWAY | ESG | 8,826.00 | 8,826.00 | 0.00 |
| 2007-0038 | | HEART HOUSE | | | | | |
| | 22618 | HEART HOUSE / OP | UNDERWAY | ESG | 17,316.00 | 17,316.00 | 0.00 |
| 2007-0039 | | PROVIDENCE SELF SUFFICIENCY | | | | | |
| | 22616 | PROVIDENCE SELF SUFFICIENCY /ES | UNDERWAY | ESG | 2,400.00 | 2,400.00 | 0.00 |
| | 22617 | PROVIDENCE SELF SUFFICIENCY / OP | UNDERWAY | ESG | 12,371.00 | 12,371.00 | 0.00 |
| | | | PROJECT TOTALS | ESG | 14,771.00 | 14,771.00 | 0.00 |
| 2007-0040 | | CHILDRENS BUREAU | | | | | |
| | 22897 | CHILDREN'S BUREAU / ES | UNDERWAY | ESG | 2,100.00 | 2,100.00 | 0.00 |
| | 22898 | CHILDREN'S BUREAU / OP | UNDERWAY | ESG | 13,000.00 | 13,000.00 | 0.00 |
| | 22899 | CHILDREN'S BUREAU / HP | UNDERWAY | ESG | 3,000.00 | 2,134.00 | 866.00 |
| | | | PROJECT TOTALS | ESG | 18,100.00 | 17,234.00 | 866.00 |
| 2007-0041 | | YWCA ST JOSEPH | | | | | |
| | 22650 | YWCA ST JOSEPH / OP | UNDERWAY | ESG | 18,600.00 | 18,600.00 | 0.00 |
| 2007-0042 | | HOUSE OF BREAD AND PEACE | | | | | |
| | 22651 | HOUSE OF BREAD & PEACE / ES | UNDERWAY | ESG | 2,000.00 | 2,000.00 | 0.00 |
| | 22652 | HOUSE OF BREAD & PEACE / OP | UNDERWAY | ESG | 37,360.00 | 37,360.00 | 0.00 |
| | | | PROJECT TOTALS | ESG | 39,360.00 | 39,360.00 | 0.00 |
| 2007-0043 | | INDIANAPOLS INTERFAITH HOSPITALITY | | | | | |
| | 22653 | INDPLS INTERFAITH HOSPITALITY / ES | UNDERWAY | ESG | 9,000.00 | 9,000.00 | 0.00 |
| | 22654 | INDIANAPOLIS INTERFAITH HOSPT / OP | UNDERWAY | ESG | 14,100.00 | 14,100.00 | 0.00 |
| | 22655 | INDIANAPOLIS INTERFAITH HOSPT/HP | UNDERWAY | ESG | 8,200.00 | 8,200.00 | 0.00 |

U.S. DEPARTMENT OF HOUSING AND URBAN DEVELOPMENT
 OFFICE OF COMMUNITY PLANNING AND DEVELOPMENT
 INTEGRATED DISBURSEMENT AND INFORMATION SYSTEM
 LIST OF ACTIVITIES BY PROGRAM YEAR AND PROJECT
 INDIANA

| PGM YR- PROJECT | IDIS ACT ID | ACTIVITY NAME | STATUS | PGM | FUNDED AMOUNT | NET DRAWN AMOUNT | BALANCE |
|--------------------|----------------|--|----------|-----|---------------|------------------|---------|
| | | PROJECT TOTALS | | ESG | 31,300.00 | 31,300.00 | 0.00 |
| 2007-0045 | | MENTAL HEALTH AMERICA TIPECANOE CO. | | | | | |
| | 22666 | MENTAL HEALTH AMERICA / ES | UNDERWAY | ESG | 8,090.00 | 8,090.00 | 0.00 |
| | 22667 | MENTAL HEALTH AMERICA / OP | UNDERWAY | ESG | 19,710.00 | 19,710.00 | 0.00 |
| | | PROJECT TOTALS | | ESG | 27,800.00 | 27,800.00 | 0.00 |
| 2007-0046 | | COLUMBUS REGIONAL SHELTER DV | | | | | |
| | 22663 | COLUMBUS REGIONAL SHELTER DV - OP | UNDERWAY | ESG | 17,398.00 | 17,398.00 | 0.00 |
| | 22671 | COLUMBUS REGIONAL SHELTER / RENOVATION | UNDERWAY | ESG | 15,000.00 | 15,000.00 | 0.00 |
| | | PROJECT TOTALS | | ESG | 32,398.00 | 32,398.00 | 0.00 |
| 2007-0047 | | YWCA EVANSVILLE | | | | | |
| | 22664 | YWCA - EVANSVILLE / ES | UNDERWAY | ESG | 1,530.00 | 1,530.00 | 0.00 |
| | 22665 | YWCA EVANSVILLE / OP | UNDERWAY | ESG | 20,570.00 | 20,570.00 | 0.00 |
| | | PROJECT TOTALS | | ESG | 22,100.00 | 22,100.00 | 0.00 |
| 2007-0048 | | BRIDGE COMMUNITY SERVICES | | | | | |
| | 22680 | BRIDGES COMMUNITY / ES | UNDERWAY | ESG | 2,560.00 | 2,560.00 | 0.00 |
| | 22681 | BRIDGES COMMUNITY / OP | UNDERWAY | ESG | 9,540.00 | 9,540.00 | 0.00 |
| | | PROJECT TOTALS | | ESG | 12,100.00 | 12,100.00 | 0.00 |
| 2007-0049 | | CRISIS CONNECTION | | | | | |
| | 22672 | CRISIS CONNECTION / OP | UNDERWAY | ESG | 1,800.00 | 1,800.00 | 0.00 |
| | 22673 | CRISIS CONNECTION / HP | UNDERWAY | ESG | 3,000.00 | 3,000.00 | 0.00 |
| | | PROJECT TOTALS | | ESG | 4,800.00 | 4,800.00 | 0.00 |
| 2007-0050 | | ST JUDE HOUSE | | | | | |
| | 22674 | ST JUDE HOUSE / OP | UNDERWAY | ESG | 17,700.00 | 17,700.00 | 0.00 |
| 2007-0051 | | CHRISTIAN LOVE HELP CENTER | | | | | |
| | 22675 | CHRISTIAN LOVE HELP CENTER / ES | UNDERWAY | ESG | 3,500.00 | 3,500.00 | 0.00 |
| | 22676 | CHRISTIAN LOVE HELP / OP | UNDERWAY | ESG | 4,600.00 | 4,600.00 | 0.00 |
| | 22677 | CHRISTIAN LOVE HELP / HP | UNDERWAY | ESG | 3,150.00 | 3,150.00 | 0.00 |
| | | PROJECT TOTALS | | ESG | 11,250.00 | 11,250.00 | 0.00 |
| 2007-0052 | | INTERFAITH MISSION | | | | | |
| | 22678 | INTERFAITH MISSION / ES | UNDERWAY | ESG | 4,000.00 | 4,000.00 | 0.00 |
| | 22679 | INTERFAITH MISSION / OP | UNDERWAY | ESG | 11,000.00 | 11,000.00 | 0.00 |

U.S. DEPARTMENT OF HOUSING AND URBAN DEVELOPMENT
 OFFICE OF COMMUNITY PLANNING AND DEVELOPMENT
 INTEGRATED DISBURSEMENT AND INFORMATION SYSTEM
 LIST OF ACTIVITIES BY PROGRAM YEAR AND PROJECT
 INDIANA

| PGM YR-PROJECT | IDIS ACT ID | ACTIVITY NAME | STATUS | PGM | FUNDED AMOUNT | NET DRAWN AMOUNT | BALANCE |
|----------------|--|--|----------------|-----|---------------|------------------|----------|
| | | | PROJECT TOTALS | ESG | 15,000.00 | 15,000.00 | 0.00 |
| 2007-0053 | KNOX COUNTY TASK FORCE AGAINST DV 22682 | KNOX COUNTY TASK FORCE / OP | UNDERWAY | ESG | 8,592.00 | 8,592.00 | 0.00 |
| 2007-0054 | COORDINATED ASSISTANCE MINISTRIES 22688 | COORDINATED ASSISTANCE MINISTRIES /ES | UNDERWAY | ESG | 10,000.00 | 10,000.00 | 0.00 |
| | 22689 | COORDINATED ASSISTANCE MINISTRIES / OP | UNDERWAY | ESG | 27,100.00 | 27,100.00 | 0.00 |
| | | | PROJECT TOTALS | ESG | 37,100.00 | 37,100.00 | 0.00 |
| 2007-0055 | YOUTH SERVICE BUREAU ST JOSEPH CO 22684 | YOUTH SERVICE BUREAU ST JOSEPH / OP | UNDERWAY | ESG | 23,709.00 | 23,709.00 | 0.00 |
| 2007-0056 | HANCOCK HOPE HOUSE 22683 | HANCOCK HOPE HOUSE / OP | UNDERWAY | ESG | 9,415.00 | 9,415.00 | 0.00 |
| 2007-0057 | NOBLE HOUSE 22686 | NOBLE HOUSE / ES | UNDERWAY | ESG | 5,320.00 | 5,320.00 | 0.00 |
| | 22687 | NOBLE HOUSE / OP | UNDERWAY | ESG | 7,980.00 | 7,980.00 | 0.00 |
| | | | PROJECT TOTALS | ESG | 13,300.00 | 13,300.00 | 0.00 |
| 2007-0059 | CENTER FOR WOMEN AND FAMILIES 22785 | CENTER FOR WOMEN & FAMILIES / OP | UNDERWAY | ESG | 20,532.00 | 20,532.00 | 0.00 |
| 2007-0060 | SALVATION ARMY LAFAYETTE 22701 | SALVATION ARMY LAFAYETTE / HP | UNDERWAY | ESG | 4,200.00 | 3,447.28 | 752.72 |
| | 22704 | SALVATION ARMY LAFAYETTE / OP | UNDERWAY | ESG | 8,700.00 | 8,700.00 | 0.00 |
| | 22705 | SALVATION ARMY LAFAYETTE / ES | UNDERWAY | ESG | 1,700.00 | 1,318.00 | 382.00 |
| | | | PROJECT TOTALS | ESG | 14,600.00 | 13,465.28 | 1,134.72 |
| 2007-0061 | CRISIS CENTER YOUTH SRVS BUREAU 22699 | CRISIS CENTER YOUTH SRVS / OP | UNDERWAY | ESG | 15,630.00 | 15,630.00 | 0.00 |
| 2007-0062 | YWCA FT WAYNE 22706 | YWCA FT WAYNE / OP | UNDERWAY | ESG | 8,700.00 | 8,700.00 | 0.00 |
| | 22707 | YWCA FT WAYNE / RENOVATION | UNDERWAY | ESG | 2,500.00 | 2,500.00 | 0.00 |
| | | | PROJECT TOTALS | ESG | 11,200.00 | 11,200.00 | 0.00 |
| 2007-0063 | SALVATION ARMY SOCIAL SERVICES 22793 | SALVATION ARMY SOCIAL SRVS / ES | UNDERWAY | ESG | 23,200.00 | 23,200.00 | 0.00 |

U.S. DEPARTMENT OF HOUSING AND URBAN DEVELOPMENT
 OFFICE OF COMMUNITY PLANNING AND DEVELOPMENT
 INTEGRATED DISBURSEMENT AND INFORMATION SYSTEM
 LIST OF ACTIVITIES BY PROGRAM YEAR AND PROJECT
 INDIANA

| PGM YR-PROJECT | IDIS ACT ID | ACTIVITY NAME | STATUS | PGM | FUNDED AMOUNT | NET DRAWN AMOUNT | BALANCE |
|----------------|-------------|------------------------------------|----------|-----|---------------|------------------|---------|
| | 22800 | SALVATION ARMY SOCIAL SRVS / OP | UNDERWAY | ESG | 21,450.00 | 21,450.00 | 0.00 |
| | 22801 | SALVATION ARMY SOCIAL SRS / HP | UNDERWAY | ESG | 3,650.00 | 3,650.00 | 0.00 |
| | | PROJECT TOTALS | | ESG | 48,300.00 | 48,300.00 | 0.00 |
| 2007-0064 | | OZANAM FAMILY SHELTER | | | | | |
| | 22788 | OZANAM FAMILY SHELTER / ES | UNDERWAY | ESG | 9,085.00 | 9,085.00 | 0.00 |
| | 22789 | OZANAM FAMILY SHELTER / OP | UNDERWAY | ESG | 28,309.00 | 28,309.00 | 0.00 |
| | | PROJECT TOTALS | | ESG | 37,394.00 | 37,394.00 | 0.00 |
| 2007-0065 | | GENNESARET FREE CLINIC | | | | | |
| | 22787 | GENNESARET FREE CLINIC / ES | UNDERWAY | ESG | 33,285.00 | 33,285.00 | 0.00 |
| 2007-0066 | | TURNING POINT OF STEUBEN COUNTY | | | | | |
| | 22790 | TURNING POINT STEUBEN COUNTY / OP | UNDERWAY | ESG | 7,950.00 | 7,950.00 | 0.00 |
| 2007-0068 | | MIDDLE WAY HOUSE | | | | | |
| | 22786 | MIDDLE WAY HOUSE / OP | UNDERWAY | ESG | 24,100.00 | 24,100.00 | 0.00 |
| 2007-0069 | | ST. ELIZABETH CATHOLIC CHARITIES | | | | | |
| | 22791 | ST ELIZABETH CATHOLIC / ES | UNDERWAY | ESG | 16,000.00 | 16,000.00 | 0.00 |
| | 22792 | ST ELIZABETH CATHOLIC / OP | UNDERWAY | ESG | 9,100.00 | 9,100.00 | 0.00 |
| | | PROJECT TOTALS | | ESG | 25,100.00 | 25,100.00 | 0.00 |
| 2007-0070 | | SALVATION ARMY HARBOR LIGHT | | | | | |
| | 22715 | SALVATION ARMY HARBOR LIGHT/ES | UNDERWAY | ESG | 3,880.00 | 3,880.00 | 0.00 |
| | 22716 | SALVATION ARMY HARBOR LIGHT / OP | UNDERWAY | ESG | 23,700.00 | 23,700.00 | 0.00 |
| | | PROJECT TOTALS | | ESG | 27,580.00 | 27,580.00 | 0.00 |
| 2007-0083 | | YWCA OF GREATER LAFAYETTE | | | | | |
| | 22798 | YWCA LAFAYETTE/ES | UNDERWAY | ESG | 1,950.00 | 1,950.00 | 0.00 |
| | 22799 | YWCA LAFAYETTE / OP | UNDERWAY | ESG | 5,870.00 | 5,870.00 | 0.00 |
| | | PROJECT TOTALS | | ESG | 7,820.00 | 7,820.00 | 0.00 |
| 2007-0084 | | KOSCIUSKO COUNTY SHELTER FOR ABUSE | | | | | |
| | 22822 | KOSCIUSKO COUNTY SHELTER / ES | UNDERWAY | ESG | 4,788.00 | 4,788.00 | 0.00 |
| | 22823 | KOSCIUSKO SHELTER / OP | UNDERWAY | ESG | 13,272.00 | 13,272.00 | 0.00 |
| | | PROJECT TOTALS | | ESG | 18,060.00 | 18,060.00 | 0.00 |
| 2007-0086 | | DAYSPRING CENTER, INC. | | | | | |

U.S. DEPARTMENT OF HOUSING AND URBAN DEVELOPMENT
 OFFICE OF COMMUNITY PLANNING AND DEVELOPMENT
 INTEGRATED DISBURSEMENT AND INFORMATION SYSTEM
 LIST OF ACTIVITIES BY PROGRAM YEAR AND PROJECT
 INDIANA

| PGM YR-PROJECT | IDIS ACT ID | ACTIVITY NAME | STATUS | PGM | FUNDED AMOUNT | NET DRAWN AMOUNT | BALANCE |
|----------------|---------------------------------------|--------------------------------------|----------|-----|---------------|------------------|----------|
| | 22830 | THE DAYSPRING CENTER | UNDERWAY | ESG | 28,170.00 | 28,170.00 | 0.00 |
| 2007-0087 | JULIAN CENTER | | | | | | |
| | 22818 | JULIAN CENTER / ES | UNDERWAY | ESG | 10,500.00 | 10,500.00 | 0.00 |
| | 22819 | JULIAN CENTER - OP | UNDERWAY | ESG | 32,345.00 | 32,345.00 | 0.00 |
| | 22820 | JULIAN CENTER / HP | UNDERWAY | ESG | 2,860.00 | 2,860.00 | 0.00 |
| | | PROJECT TOTALS | | ESG | 45,705.00 | 45,705.00 | 0.00 |
| 2007-0088 | INTERFAITH HOSPITALITY FT WAYNE | | | | | | |
| | 22815 | INTERFAITH HOSPITALITY FT WAYNE /ES | UNDERWAY | ESG | 2,737.00 | 2,737.00 | 0.00 |
| | 22816 | INTERFAITH HOSPITALITY FT WAYNE / OP | UNDERWAY | ESG | 15,100.00 | 15,100.00 | 0.00 |
| | 22817 | INTERFAITH HOSPITALITY FT WAYNE / HP | UNDERWAY | ESG | 3,000.00 | 3,000.00 | 0.00 |
| | | PROJECT TOTALS | | ESG | 20,837.00 | 20,837.00 | 0.00 |
| 2007-0089 | FAMILY SERVICES OF DELAWARE COUNTY | | | | | | |
| | 22821 | A BETTER WAY/ FAML SRVS DELAWRE / OP | UNDERWAY | ESG | 13,700.00 | 13,700.00 | 0.00 |
| 2007-0090 | GOSHEN INTERFAITH HOSPITALITY NETWORK | | | | | | |
| | 22824 | GOSHEN INTERFAITH / ES | UNDERWAY | ESG | 2,800.00 | 2,664.68 | 135.32 |
| | 22825 | GOSHEN INTERFAITH / OP | UNDERWAY | ESG | 24,709.00 | 24,709.00 | 0.00 |
| | | PROJECT TOTALS | | ESG | 27,509.00 | 27,373.68 | 135.32 |
| 2007-0091 | SAFE PASSAGE | | | | | | |
| | 22826 | SAFE PASSAGE / ES | UNDERWAY | ESG | 1,000.00 | 1,000.00 | 0.00 |
| | 22827 | SAFE PASSAGE /OP | UNDERWAY | ESG | 15,157.00 | 15,157.00 | 0.00 |
| | 22828 | SAFE PASSAGE / HP | BUDGETED | ESG | 0.00 | 0.00 | 0.00 |
| | | PROJECT TOTALS | | ESG | 16,157.00 | 16,157.00 | 0.00 |
| 2007-0092 | HORIZON HOUSE | | | | | | |
| | 22855 | HORIZON HOUSE - ES | UNDERWAY | ESG | 10,900.00 | 10,900.00 | 0.00 |
| | 22856 | HORIZON HOUSE - OP | UNDERWAY | ESG | 29,600.00 | 29,600.00 | 0.00 |
| | 22857 | HORIZON HOUSE - HP | UNDERWAY | ESG | 5,600.00 | 5,600.00 | 0.00 |
| | 22858 | HORIZON HOUSE -RENOV | BUDGETED | ESG | 1,912.50 | 0.00 | 1,912.50 |
| | | PROJECT TOTALS | | ESG | 48,012.50 | 46,100.00 | 1,912.50 |
| 2007-0093 | MARTHA'S HOUSE | | | | | | |
| | 22853 | MARTHA'S HOUSE - ES | UNDERWAY | ESG | 22,100.00 | 22,100.00 | 0.00 |
| | 22854 | MARTHA'S HOUSE- OP | UNDERWAY | ESG | 5,000.00 | 5,000.00 | 0.00 |
| | | PROJECT TOTALS | | ESG | 27,100.00 | 27,100.00 | 0.00 |

U.S. DEPARTMENT OF HOUSING AND URBAN DEVELOPMENT
 OFFICE OF COMMUNITY PLANNING AND DEVELOPMENT
 INTEGRATED DISBURSEMENT AND INFORMATION SYSTEM
 LIST OF ACTIVITIES BY PROGRAM YEAR AND PROJECT
 INDIANA

| PGM YR-PROJECT | IDIS ACT ID | ACTIVITY NAME | STATUS | PGM | FUNDED AMOUNT | NET DRAWN AMOUNT | BALANCE |
|----------------|-------------|---------------------------------------|----------|-----|---------------|------------------|----------|
| 2007-0095 | | ADAM WELLS CRISIS CENTER | | | | | |
| | 22891 | ADAMS WELLS / OP | UNDERWAY | ESG | 7,700.00 | 7,700.00 | 0.00 |
| | 22892 | ADAMS WELLS / HP | UNDERWAY | ESG | 1,000.00 | 1,000.00 | 0.00 |
| | | PROJECT TOTALS | | ESG | 8,700.00 | 8,700.00 | 0.00 |
| 2007-0096 | | SHELTERING WINGS | | | | | |
| | 22890 | SHELTERING WINGS / OP | UNDERWAY | ESG | 24,100.00 | 24,100.00 | 0.00 |
| 2007-0097 | | YWCA RICHMOND | | | | | |
| | 22906 | YWCA RICHMOND / OP | UNDERWAY | ESG | 5,700.00 | 5,700.00 | 0.00 |
| 2007-0098 | | QUEST FOR EXCELLENCE | | | | | |
| | 22916 | QUEST FOR EXCELLENCE / ES | UNDERWAY | ESG | 750.00 | 750.00 | 0.00 |
| | 22917 | QUEST FOR EXCELLENCE /OP | UNDERWAY | ESG | 14,675.00 | 14,675.00 | 0.00 |
| | | PROJECT TOTALS | | ESG | 15,425.00 | 15,425.00 | 0.00 |
| 2007-0099 | | DISMAS, INC | | | | | |
| | 22918 | DISMAS /ES | UNDERWAY | ESG | 4,000.00 | 4,000.00 | 0.00 |
| | 22919 | DISMAS / OP | UNDERWAY | ESG | 10,900.00 | 10,900.00 | 0.00 |
| | | PROJECT TOTALS | | ESG | 14,900.00 | 14,900.00 | 0.00 |
| 2007-0100 | | HOUSING OPPORTUNITIES | | | | | |
| | 22943 | HOUSING OPPORTUNITIES / ES | UNDERWAY | ESG | 10,598.00 | 10,598.00 | 0.00 |
| | 22944 | HOUSING OPPORTUNITIES / OP | UNDERWAY | ESG | 18,210.00 | 18,210.00 | 0.00 |
| | 22945 | HOUSING OPPORTUNITIES / HP | UNDERWAY | ESG | 1,200.00 | 477.50 | 722.50 |
| | | PROJECT TOTALS | | ESG | 30,008.00 | 29,285.50 | 722.50 |
| 2007-0101 | | LAFAYETTE TRANSITIONAL HOUSING CENTER | | | | | |
| | 22946 | LAFAYETTE TRANSITIONAL HOUSING/ES | UNDERWAY | ESG | 10,261.00 | 10,261.00 | 0.00 |
| | 22947 | LAFAYETTE TRANSITIONAL / OP | UNDERWAY | ESG | 23,388.00 | 23,388.00 | 0.00 |
| | 22948 | LAFAYETTE TRANSITIONAL / HP | UNDERWAY | ESG | 2,400.00 | 2,400.00 | 0.00 |
| | | PROJECT TOTALS | | ESG | 36,049.00 | 36,049.00 | 0.00 |
| 2007-0102 | | ELIJAH HAVEN CRISIS | | | | | |
| | 22949 | ELIJAH HAVEN CRISIS/OP | UNDERWAY | ESG | 8,958.00 | 7,214.44 | 1,743.56 |
| 2007-0103 | | THE CARING PLACE | | | | | |
| | 23040 | CARING PLACE/ES | UNDERWAY | ESG | 45.00 | 45.00 | 0.00 |
| | 23041 | CARING PLACE / OP | UNDERWAY | ESG | 14,672.00 | 14,672.00 | 0.00 |

IDIS - C04PR02

U.S. DEPARTMENT OF HOUSING AND URBAN DEVELOPMENT
OFFICE OF COMMUNITY PLANNING AND DEVELOPMENT
INTEGRATED DISBURSEMENT AND INFORMATION SYSTEM
LIST OF ACTIVITIES BY PROGRAM YEAR AND PROJECT
INDIANA

DATE: 08-25-08
TIME: 12:21
PAGE: 11

| PGM YR- PROJECT | IDIS ACT ID | ACTIVITY NAME | STATUS | PGM | FUNDED AMOUNT | NET DRAWN AMOUNT | BALANCE |
|--------------------|----------------|---------------|--------------------------|-----|---------------|------------------|-----------|
| | | | PROJECT TOTALS | ESG | 14,717.00 | 14,717.00 | 0.00 |
| | | | PROGRAM YEAR 2007 TOTALS | ESG | 2,070,673.50 | 2,007,592.22 | 63,081.28 |

U.S. DEPARTMENT OF HOUSING AND URBAN DEVELOPMENT
 OFFICE OF COMMUNITY PLANNING AND DEVELOPMENT
 INTEGRATED DISBURSEMENT AND INFORMATION SYSTEM
 ESG GRANTEE ACTIVITY SUMMARY
 PROGRAM YEAR 2007
 INDIANA

| | COMMITTED AMOUNT | DRAWN AMOUNT | COMMITTED MINUS DRAWN | PERCENT DRAWN/COMM |
|---|------------------|--------------|--------------------------|-----------------------|
| | ----- | ----- | ----- | ----- |
| PROJECT 0001 - ADMINISTRATION HOMELESS PREVENTION ADMIN COSTS | 95,807.00 | 0.00 | 95,807.00 | 0.0 |
| PROJECT 0002 - AIDS MINISTRIES HOMELESS ACTIVITIES SOCIAL SERVICES | 4,900.00 | 4,900.00 | 0.00 | 100.0 |
| OPERATING COSTS | 7,732.00 | 7,732.00 | 0.00 | 100.0 |
| | ----- | ----- | ----- | ----- |
| | 12,632.00 | 12,632.00 | 0.00 | 100.0 |
| HOMELESS PREVENTION GENERAL PREVENTION | 3,868.00 | 3,868.00 | 0.00 | 100.0 |
| PROJECT TOTAL | 16,500.00 | 16,500.00 | 0.00 | 100.0 |
| PROJECT 0003 - ALTERNATIVES HOMELESS ACTIVITIES SOCIAL SERVICES | 1,500.00 | 1,499.76 | 0.24 | 99.9 |
| OPERATING COSTS | 31,600.00 | 31,600.00 | 0.00 | 100.0 |
| | ----- | ----- | ----- | ----- |
| | 33,100.00 | 33,099.76 | 0.24 | 99.9 |
| HOMELESS PREVENTION GENERAL PREVENTION | 1,500.00 | 1,500.00 | 0.00 | 100.0 |
| PROJECT TOTAL | 34,600.00 | 34,599.76 | 0.24 | 99.9 |
| PROJECT 0004 - ANCHOR HOUSE HOMELESS ACTIVITIES SOCIAL SERVICES | 1,830.00 | 1,830.00 | 0.00 | 100.0 |
| OPERATING COSTS | 16,170.00 | 16,170.00 | 0.00 | 100.0 |
| | ----- | ----- | ----- | ----- |
| | 18,000.00 | 18,000.00 | 0.00 | 100.0 |
| HOMELESS PREVENTION GENERAL PREVENTION | 300.00 | 300.00 | 0.00 | 100.0 |
| PROJECT TOTAL | 18,300.00 | 18,300.00 | 0.00 | 100.0 |
| PROJECT 0005 - CATHOLIC SOCIAL SERVICES HOMELESS ACTIVITIES SOCIAL SERVICES | 20,000.00 | 20,000.00 | 0.00 | 100.0 |
| OPERATING COSTS | 19,232.00 | 19,232.00 | 0.00 | 100.0 |

U.S. DEPARTMENT OF HOUSING AND URBAN DEVELOPMENT
 OFFICE OF COMMUNITY PLANNING AND DEVELOPMENT
 INTEGRATED DISBURSEMENT AND INFORMATION SYSTEM
 ESG GRANTEE ACTIVITY SUMMARY
 PROGRAM YEAR 2007
 INDIANA

| | COMMITTED AMOUNT | DRAWN AMOUNT | COMMITTED MINUS DRAWN | PERCENT DRAWN/COMM |
|---|------------------|--------------|--------------------------|-----------------------|
| | ----- | ----- | ----- | ----- |
| | 39,232.00 | 39,232.00 | 0.00 | 100.0 |
| PROJECT 0006 - CHRISTIAN COMMUNITY ACTION PORTER CO | | | | |
| HOMELESS ACTIVITIES | | | | |
| OPERATING COSTS | 31,300.00 | 31,300.00 | 0.00 | 100.0 |
| PROJECT 0007 - COBURN PLACE | | | | |
| HOMELESS ACTIVITIES | | | | |
| REHABILITATION | 15,000.00 | 0.00 | 15,000.00 | 0.0 |
| OPERATING COSTS | 9,100.00 | 9,100.00 | 0.00 | 100.0 |
| | ----- | ----- | ----- | ----- |
| | 24,100.00 | 9,100.00 | 15,000.00 | 37.7 |
| PROJECT 0008 - COMMUNITY & FAMILY SERVICES | | | | |
| HOMELESS ACTIVITIES | | | | |
| OPERATING COSTS | 11,250.00 | 11,250.00 | 0.00 | 100.0 |
| HOMELESS PREVENTION | | | | |
| GENERAL PREVENTION | 600.00 | 600.00 | 0.00 | 100.0 |
| PROJECT TOTAL | 11,850.00 | 11,850.00 | 0.00 | 100.0 |
| PROJECT 0009 - COMMUNITY ACTION OF EVANSVILLE | | | | |
| HOMELESS ACTIVITIES | | | | |
| SOCIAL SERVICES | 2,293.37 | 2,293.37 | 0.00 | 100.0 |
| OPERATING COSTS | 27,827.15 | 25,727.15 | 2,100.00 | 92.4 |
| | ----- | ----- | ----- | ----- |
| | 30,120.52 | 28,020.52 | 2,100.00 | 93.0 |
| HOMELESS PREVENTION | | | | |
| GENERAL PREVENTION | 14,029.48 | 14,029.48 | 0.00 | 100.0 |
| PROJECT TOTAL | 44,150.00 | 42,050.00 | 2,100.00 | 95.2 |
| PROJECT 0010 - COMMUNITY SRVS OF MORGAN COUNTY | | | | |
| HOMELESS ACTIVITIES | | | | |
| SOCIAL SERVICES | 11,000.00 | 11,000.00 | 0.00 | 100.0 |
| OPERATING COSTS | 41,610.00 | 41,610.00 | 0.00 | 100.0 |
| | ----- | ----- | ----- | ----- |
| | 52,610.00 | 52,610.00 | 0.00 | 100.0 |
| PROJECT 0011 - ECHO HOUSING | | | | |

U.S. DEPARTMENT OF HOUSING AND URBAN DEVELOPMENT
 OFFICE OF COMMUNITY PLANNING AND DEVELOPMENT
 INTEGRATED DISBURSEMENT AND INFORMATION SYSTEM
 ESG GRANTEE ACTIVITY SUMMARY
 PROGRAM YEAR 2007
 INDIANA

| | COMMITTED AMOUNT | DRAWN AMOUNT | COMMITTED MINUS DRAWN | PERCENT DRAWN/COMM |
|---|------------------|--------------|--------------------------|-----------------------|
| | ----- | ----- | ----- | ----- |
| HOMELESS ACTIVITIES | | | | |
| SOCIAL SERVICES | 4,800.00 | 4,800.00 | 0.00 | 100.0 |
| OPERATING COSTS | 28,205.00 | 28,205.00 | 0.00 | 100.0 |
| | ----- | ----- | ----- | ----- |
| | 33,005.00 | 33,005.00 | 0.00 | 100.0 |
| PROJECT 0012 - EVANSVILLE GOODWILL INDUSTRIES | | | | |
| HOMELESS ACTIVITIES | | | | |
| SOCIAL SERVICES | 14,900.00 | 14,899.96 | 0.04 | 99.9 |
| PROJECT 0013 - FAMILY CRISIS SHELTER OF MONTG. COUNTY | | | | |
| HOMELESS ACTIVITIES | | | | |
| SOCIAL SERVICES | 1,800.00 | 1,799.00 | 1.00 | 99.9 |
| OPERATING COSTS | 20,300.00 | 20,300.00 | 0.00 | 100.0 |
| | ----- | ----- | ----- | ----- |
| | 22,100.00 | 22,099.00 | 1.00 | 99.9 |
| HOMELESS PREVENTION | | | | |
| GENERAL PREVENTION | 5,000.00 | 4,496.96 | 503.04 | 89.9 |
| PROJECT TOTAL | 27,100.00 | 26,595.96 | 504.04 | 98.1 |
| PROJECT 0014 - GENESIS OUTREACH | | | | |
| HOMELESS ACTIVITIES | | | | |
| SOCIAL SERVICES | 7,000.00 | 7,000.00 | 0.00 | 100.0 |
| OPERATING COSTS | 20,000.00 | 20,000.00 | 0.00 | 100.0 |
| | ----- | ----- | ----- | ----- |
| | 27,000.00 | 27,000.00 | 0.00 | 100.0 |
| PROJECT 0015 - HOPE HOUSE | | | | |
| HOMELESS ACTIVITIES | | | | |
| SOCIAL SERVICES | 10,000.00 | 10,000.00 | 0.00 | 100.0 |
| OPERATING COSTS | 19,700.00 | 18,059.00 | 1,641.00 | 91.6 |
| | ----- | ----- | ----- | ----- |
| | 29,700.00 | 28,059.00 | 1,641.00 | 94.4 |
| PROJECT 0016 - HUMAN SERVICES | | | | |
| HOMELESS ACTIVITIES | | | | |
| SOCIAL SERVICES | 14,100.00 | 13,759.73 | 340.27 | 97.5 |
| OPERATING COSTS | 25,000.00 | 23,666.17 | 1,333.83 | 94.6 |
| | ----- | ----- | ----- | ----- |
| | 39,100.00 | 37,425.90 | 1,674.10 | 95.7 |

U.S. DEPARTMENT OF HOUSING AND URBAN DEVELOPMENT
 OFFICE OF COMMUNITY PLANNING AND DEVELOPMENT
 INTEGRATED DISBURSEMENT AND INFORMATION SYSTEM
 ESG GRANTEE ACTIVITY SUMMARY
 PROGRAM YEAR 2007
 INDIANA

| | COMMITTED AMOUNT | DRAWN AMOUNT | COMMITTED MINUS DRAWN | PERCENT DRAWN/COMM |
|---|------------------|--------------|--------------------------|-----------------------|
| | ----- | ----- | ----- | ----- |
| HOMELESS PREVENTION | | | | |
| GENERAL PREVENTION | 1,000.00 | 1,000.00 | 0.00 | 100.0 |
| PROJECT TOTAL | 40,100.00 | 38,425.90 | 1,674.10 | 95.8 |
| PROJECT 0017 - LIFE CHOICES MATERNITY & YOUTH | | | | |
| HOMELESS ACTIVITIES | | | | |
| OPERATING COSTS | 13,700.00 | 13,700.00 | 0.00 | 100.0 |
| PROJECT 0018 - LIFE TREATMENT CENTERS | | | | |
| HOMELESS ACTIVITIES | | | | |
| SOCIAL SERVICES | 10,000.00 | 10,000.00 | 0.00 | 100.0 |
| OPERATING COSTS | 32,100.00 | 32,100.00 | 0.00 | 100.0 |
| | ----- | ----- | ----- | ----- |
| | 42,100.00 | 42,100.00 | 0.00 | 100.0 |
| PROJECT 0019 - OPEN DOOR/SHEPHERD CENTER | | | | |
| HOMELESS ACTIVITIES | | | | |
| SOCIAL SERVICES | 13,890.00 | 13,890.00 | 0.00 | 100.0 |
| OPERATING COSTS | 23,588.00 | 23,588.00 | 0.00 | 100.0 |
| | ----- | ----- | ----- | ----- |
| | 37,478.00 | 37,478.00 | 0.00 | 100.0 |
| PROJECT 0020 - OPEN DOOR/GRAYSTONE | | | | |
| HOMELESS ACTIVITIES | | | | |
| OPERATING COSTS | 12,100.00 | 12,100.00 | 0.00 | 100.0 |
| PROJECT 0021 - PRISONER & COMMUNITY TOGETHER | | | | |
| HOMELESS ACTIVITIES | | | | |
| SOCIAL SERVICES | 500.00 | 215.10 | 284.90 | 43.0 |
| OPERATING COSTS | 7,020.00 | 7,002.00 | 18.00 | 99.7 |
| | ----- | ----- | ----- | ----- |
| | 7,520.00 | 7,217.10 | 302.90 | 95.9 |
| HOMELESS PREVENTION | | | | |
| GENERAL PREVENTION | 2,500.00 | 2,500.00 | 0.00 | 100.0 |
| PROJECT TOTAL | 10,020.00 | 9,717.10 | 302.90 | 96.9 |
| PROJECT 0022 - STEPPING STONES FOR VETERANS | | | | |
| HOMELESS ACTIVITIES | | | | |
| SOCIAL SERVICES | 3,000.00 | 3,000.00 | 0.00 | 100.0 |

U.S. DEPARTMENT OF HOUSING AND URBAN DEVELOPMENT
 OFFICE OF COMMUNITY PLANNING AND DEVELOPMENT
 INTEGRATED DISBURSEMENT AND INFORMATION SYSTEM
 ESG GRANTEE ACTIVITY SUMMARY
 PROGRAM YEAR 2007
 INDIANA

| | COMMITTED AMOUNT | DRAWN AMOUNT | COMMITTED MINUS DRAWN | PERCENT DRAWN/COMM |
|--|------------------|--------------|--------------------------|-----------------------|
| | ----- | ----- | ----- | ----- |
| OPERATING COSTS | 58,193.00 | 58,193.00 | 0.00 | 100.0 |
| | ----- | ----- | ----- | ----- |
| | 61,193.00 | 61,193.00 | 0.00 | 100.0 |
| PROJECT 0023 - STEPPING STONE FOR WOMEN HOMELESS ACTIVITIES | | | | |
| OPERATING COSTS | 13,050.00 | 13,050.00 | 0.00 | 100.0 |
| PROJECT 0024 - FAMILY SERVICES OF ELKHART COUNTY HOMELESS ACTIVITIES | | | | |
| SOCIAL SERVICES | 1,000.00 | 1,000.00 | 0.00 | 100.0 |
| OPERATING COSTS | 13,500.00 | 13,500.00 | 0.00 | 100.0 |
| | ----- | ----- | ----- | ----- |
| | 14,500.00 | 14,500.00 | 0.00 | 100.0 |
| PROJECT 0025 - UNITED CARING SHELTERS HOMELESS ACTIVITIES | | | | |
| OPERATING COSTS | 20,100.00 | 20,100.00 | 0.00 | 100.0 |
| PROJECT 0026 - FAMILY SERVICE ASSOC HOWARD COUNTY HOMELESS ACTIVITIES | | | | |
| OPERATING COSTS | 23,299.00 | 23,299.00 | 0.00 | 100.0 |
| PROJECT 0027 - CENTER FOR HOMELESS HOMELESS ACTIVITIES | | | | |
| SOCIAL SERVICES | 50,925.00 | 50,925.00 | 0.00 | 100.0 |
| PROJECT 0028 - NORTH CENTRAL IND. RURAL CRISIS HOMELESS ACTIVITIES | | | | |
| SOCIAL SERVICES | 300.00 | 300.00 | 0.00 | 100.0 |
| OPERATING COSTS | 2,200.00 | 2,200.00 | 0.00 | 100.0 |
| | ----- | ----- | ----- | ----- |
| | 2,500.00 | 2,500.00 | 0.00 | 100.0 |
| HOMELESS PREVENTION GENERAL PREVENTION | 1,950.00 | 1,950.00 | 0.00 | 100.0 |
| PROJECT TOTAL | 4,450.00 | 4,450.00 | 0.00 | 100.0 |
| PROJECT 0029 - FORT WAYNE WOMENS BUREAU HOMELESS ACTIVITIES | | | | |
| OPERATING COSTS | 21,160.00 | 21,160.00 | 0.00 | 100.0 |

U.S. DEPARTMENT OF HOUSING AND URBAN DEVELOPMENT
 OFFICE OF COMMUNITY PLANNING AND DEVELOPMENT
 INTEGRATED DISBURSEMENT AND INFORMATION SYSTEM
 ESG GRANTEE ACTIVITY SUMMARY
 PROGRAM YEAR 2007
 INDIANA

| | COMMITTED AMOUNT | DRAWN AMOUNT | COMMITTED MINUS DRAWN | PERCENT DRAWN/COMM |
|--|------------------|--------------|--------------------------|-----------------------|
| | ----- | ----- | ----- | ----- |
| PROJECT 0030 - HOUSING AUTHORITY GREENCASTLE | | | | |
| HOMELESS ACTIVITIES | | | | |
| OPERATING COSTS | 13,813.00 | 13,813.00 | 0.00 | 100.0 |
| PROJECT 0031 - LAFAYETTE URBAN MINISTRIES | | | | |
| HOMELESS ACTIVITIES | | | | |
| OPERATING COSTS | 27,100.00 | 27,100.00 | 0.00 | 100.0 |
| HOMELESS PREVENTION | | | | |
| GENERAL PREVENTION | 5,000.00 | 5,000.00 | 0.00 | 100.0 |
| PROJECT TOTAL | 32,100.00 | 32,100.00 | 0.00 | 100.0 |
| PROJECT 0032 - FAMILY SERVICE SOCIETY | | | | |
| HOMELESS ACTIVITIES | | | | |
| SOCIAL SERVICES | 465.00 | 465.00 | 0.00 | 100.0 |
| OPERATING COSTS | 20,835.00 | 20,835.00 | 0.00 | 100.0 |
| | ----- | ----- | ----- | ----- |
| | 21,300.00 | 21,300.00 | 0.00 | 100.0 |
| PROJECT 0033 - VINCENT HOUSE | | | | |
| HOMELESS ACTIVITIES | | | | |
| REHABILITATION | 13,627.00 | 13,627.00 | 0.00 | 100.0 |
| SOCIAL SERVICES | 4,830.00 | 4,830.00 | 0.00 | 100.0 |
| OPERATING COSTS | 11,270.00 | 11,270.00 | 0.00 | 100.0 |
| | ----- | ----- | ----- | ----- |
| | 29,727.00 | 29,727.00 | 0.00 | 100.0 |
| PROJECT 0034 - HOUSE OF HOPE MADISON COUNTY | | | | |
| HOMELESS ACTIVITIES | | | | |
| SOCIAL SERVICES | 1,500.00 | 1,500.00 | 0.00 | 100.0 |
| OPERATING COSTS | 16,069.00 | 16,069.00 | 0.00 | 100.0 |
| | ----- | ----- | ----- | ----- |
| | 17,569.00 | 17,569.00 | 0.00 | 100.0 |
| PROJECT 0035 - ALBION FELLOWS BACON CENTER | | | | |
| HOMELESS ACTIVITIES | | | | |
| SOCIAL SERVICES | 1,000.00 | 1,000.00 | 0.00 | 100.0 |
| OPERATING COSTS | 14,900.00 | 14,900.00 | 0.00 | 100.0 |
| | ----- | ----- | ----- | ----- |
| | 15,900.00 | 15,900.00 | 0.00 | 100.0 |

U.S. DEPARTMENT OF HOUSING AND URBAN DEVELOPMENT
 OFFICE OF COMMUNITY PLANNING AND DEVELOPMENT
 INTEGRATED DISBURSEMENT AND INFORMATION SYSTEM
 ESG GRANTEE ACTIVITY SUMMARY
 PROGRAM YEAR 2007
 INDIANA

| | COMMITTED AMOUNT | DRAWN AMOUNT | COMMITTED MINUS DRAWN | PERCENT DRAWN/COMM |
|---|------------------|--------------|--------------------------|-----------------------|
| | ----- | ----- | ----- | ----- |
| PROJECT 0036 - COUNICL ON DOMESTIC ABUSE HOMELESS ACTIVITIES | | | | |
| OPERATING COSTS | 15,100.00 | 15,100.00 | 0.00 | 100.0 |
| PROJECT 0037 - ROOSEVELT MISSION HOMELESS ACTIVITIES | | | | |
| OPERATING COSTS | 8,826.00 | 8,826.00 | 0.00 | 100.0 |
| PROJECT 0038 - HEART HOUSE HOMELESS ACTIVITIES | | | | |
| OPERATING COSTS | 17,316.00 | 17,316.00 | 0.00 | 100.0 |
| PROJECT 0039 - PROVIDENCE SELF SUFFICIENCY HOMELESS ACTIVITIES | | | | |
| SOCIAL SERVICES | 2,400.00 | 2,400.00 | 0.00 | 100.0 |
| OPERATING COSTS | 12,371.00 | 12,371.00 | 0.00 | 100.0 |
| | ----- | ----- | ----- | ----- |
| | 14,771.00 | 14,771.00 | 0.00 | 100.0 |
| PROJECT 0040 - CHILDRENS BUREAU HOMELESS ACTIVITIES | | | | |
| SOCIAL SERVICES | 2,100.00 | 2,100.00 | 0.00 | 100.0 |
| OPERATING COSTS | 13,000.00 | 13,000.00 | 0.00 | 100.0 |
| | ----- | ----- | ----- | ----- |
| | 15,100.00 | 15,100.00 | 0.00 | 100.0 |
| HOMELESS PREVENTION | | | | |
| GENERAL PREVENTION | 3,000.00 | 2,134.00 | 866.00 | 71.1 |
| PROJECT TOTAL | 18,100.00 | 17,234.00 | 866.00 | 95.2 |
| PROJECT 0041 - YWCA ST JOSEPH HOMELESS ACTIVITIES | | | | |
| OPERATING COSTS | 18,600.00 | 18,600.00 | 0.00 | 100.0 |
| PROJECT 0042 - HOUSE OF BREAD AND PEACE HOMELESS ACTIVITIES | | | | |
| SOCIAL SERVICES | 2,000.00 | 2,000.00 | 0.00 | 100.0 |
| OPERATING COSTS | 37,360.00 | 37,360.00 | 0.00 | 100.0 |
| | ----- | ----- | ----- | ----- |
| | 39,360.00 | 39,360.00 | 0.00 | 100.0 |

U.S. DEPARTMENT OF HOUSING AND URBAN DEVELOPMENT
 OFFICE OF COMMUNITY PLANNING AND DEVELOPMENT
 INTEGRATED DISBURSEMENT AND INFORMATION SYSTEM
 ESG GRANTEE ACTIVITY SUMMARY
 PROGRAM YEAR 2007
 INDIANA

| | COMMITTED AMOUNT | DRAWN AMOUNT | COMMITTED MINUS DRAWN | PERCENT DRAWN/COMM |
|---|------------------|--------------|--------------------------|-----------------------|
| | ----- | ----- | ----- | ----- |
| PROJECT 0043 - INDIANAPOLS INTERFAITH HOSPITALITY | | | | |
| HOMELESS ACTIVITIES | | | | |
| SOCIAL SERVICES | 9,000.00 | 9,000.00 | 0.00 | 100.0 |
| OPERATING COSTS | 14,100.00 | 14,100.00 | 0.00 | 100.0 |
| | ----- | ----- | ----- | ----- |
| | 23,100.00 | 23,100.00 | 0.00 | 100.0 |
| HOMELESS PREVENTION | | | | |
| GENERAL PREVENTION | 8,200.00 | 8,200.00 | 0.00 | 100.0 |
| PROJECT TOTAL | 31,300.00 | 31,300.00 | 0.00 | 100.0 |
| PROJECT 0045 - MENTAL HEALTH AMERICA TIPPECANOE CO. | | | | |
| HOMELESS ACTIVITIES | | | | |
| SOCIAL SERVICES | 8,090.00 | 8,090.00 | 0.00 | 100.0 |
| OPERATING COSTS | 19,710.00 | 19,710.00 | 0.00 | 100.0 |
| | ----- | ----- | ----- | ----- |
| | 27,800.00 | 27,800.00 | 0.00 | 100.0 |
| PROJECT 0046 - COLUMBUS REGIONAL SHELTER DV | | | | |
| HOMELESS ACTIVITIES | | | | |
| REHABILITATION | 15,000.00 | 15,000.00 | 0.00 | 100.0 |
| OPERATING COSTS | 17,398.00 | 17,398.00 | 0.00 | 100.0 |
| | ----- | ----- | ----- | ----- |
| | 32,398.00 | 32,398.00 | 0.00 | 100.0 |
| PROJECT 0047 - YWCA EVANSVILLE | | | | |
| HOMELESS ACTIVITIES | | | | |
| SOCIAL SERVICES | 1,530.00 | 1,530.00 | 0.00 | 100.0 |
| OPERATING COSTS | 20,570.00 | 20,570.00 | 0.00 | 100.0 |
| | ----- | ----- | ----- | ----- |
| | 22,100.00 | 22,100.00 | 0.00 | 100.0 |
| PROJECT 0048 - BRIDGE COMMUNITY SERVICES | | | | |
| HOMELESS ACTIVITIES | | | | |
| SOCIAL SERVICES | 2,560.00 | 2,560.00 | 0.00 | 100.0 |
| OPERATING COSTS | 9,540.00 | 9,540.00 | 0.00 | 100.0 |
| | ----- | ----- | ----- | ----- |
| | 12,100.00 | 12,100.00 | 0.00 | 100.0 |
| PROJECT 0049 - CRISIS CONNECTION | | | | |

U.S. DEPARTMENT OF HOUSING AND URBAN DEVELOPMENT
 OFFICE OF COMMUNITY PLANNING AND DEVELOPMENT
 INTEGRATED DISBURSEMENT AND INFORMATION SYSTEM
 ESG GRANTEE ACTIVITY SUMMARY
 PROGRAM YEAR 2007
 INDIANA

| | COMMITTED AMOUNT | DRAWN AMOUNT | COMMITTED MINUS DRAWN | PERCENT DRAWN/COMM |
|--|------------------|--------------|--------------------------|-----------------------|
| | ----- | ----- | ----- | ----- |
| HOMELESS ACTIVITIES | | | | |
| OPERATING COSTS | 1,800.00 | 1,800.00 | 0.00 | 100.0 |
| HOMELESS PREVENTION | | | | |
| GENERAL PREVENTION | 3,000.00 | 3,000.00 | 0.00 | 100.0 |
| PROJECT TOTAL | 4,800.00 | 4,800.00 | 0.00 | 100.0 |
| PROJECT 0050 - ST JUDE HOUSE | | | | |
| HOMELESS ACTIVITIES | | | | |
| OPERATING COSTS | 17,700.00 | 17,700.00 | 0.00 | 100.0 |
| PROJECT 0051 - CHRISTIAN LOVE HELP CENTER | | | | |
| HOMELESS ACTIVITIES | | | | |
| SOCIAL SERVICES | 3,500.00 | 3,500.00 | 0.00 | 100.0 |
| OPERATING COSTS | 4,600.00 | 4,600.00 | 0.00 | 100.0 |
| | ----- | ----- | ----- | ----- |
| | 8,100.00 | 8,100.00 | 0.00 | 100.0 |
| HOMELESS PREVENTION | | | | |
| GENERAL PREVENTION | 3,150.00 | 3,150.00 | 0.00 | 100.0 |
| PROJECT TOTAL | 11,250.00 | 11,250.00 | 0.00 | 100.0 |
| PROJECT 0052 - INTERFAITH MISSION | | | | |
| HOMELESS ACTIVITIES | | | | |
| SOCIAL SERVICES | 4,000.00 | 4,000.00 | 0.00 | 100.0 |
| OPERATING COSTS | 11,000.00 | 11,000.00 | 0.00 | 100.0 |
| | ----- | ----- | ----- | ----- |
| | 15,000.00 | 15,000.00 | 0.00 | 100.0 |
| PROJECT 0053 - KNOX COUNTY TASK FORCE AGAINST DV | | | | |
| HOMELESS ACTIVITIES | | | | |
| OPERATING COSTS | 8,592.00 | 8,592.00 | 0.00 | 100.0 |
| PROJECT 0054 - COORDINATED ASSISTANCE MINISTRIES | | | | |
| HOMELESS ACTIVITIES | | | | |
| SOCIAL SERVICES | 10,000.00 | 10,000.00 | 0.00 | 100.0 |
| OPERATING COSTS | 27,100.00 | 27,100.00 | 0.00 | 100.0 |
| | ----- | ----- | ----- | ----- |
| | 37,100.00 | 37,100.00 | 0.00 | 100.0 |
| PROJECT 0055 - YOUTH SERVICE BUREAU ST JOSEPH CO | | | | |

U.S. DEPARTMENT OF HOUSING AND URBAN DEVELOPMENT
 OFFICE OF COMMUNITY PLANNING AND DEVELOPMENT
 INTEGRATED DISBURSEMENT AND INFORMATION SYSTEM
 ESG GRANTEE ACTIVITY SUMMARY
 PROGRAM YEAR 2007
 INDIANA

| | COMMITTED AMOUNT | DRAWN AMOUNT | COMMITTED MINUS DRAWN | PERCENT DRAWN/COMM |
|--|------------------|--------------|--------------------------|-----------------------|
| | ----- | ----- | ----- | ----- |
| HOMELESS ACTIVITIES | | | | |
| OPERATING COSTS | 23,709.00 | 23,709.00 | 0.00 | 100.0 |
| PROJECT 0056 - HANCOCK HOPE HOUSE | | | | |
| HOMELESS ACTIVITIES | | | | |
| OPERATING COSTS | 9,415.00 | 7,455.90 | 1,959.10 | 79.1 |
| PROJECT 0057 - NOBLE HOUSE | | | | |
| HOMELESS ACTIVITIES | | | | |
| SOCIAL SERVICES | 5,320.00 | 5,320.00 | 0.00 | 100.0 |
| OPERATING COSTS | 7,980.00 | 7,980.00 | 0.00 | 100.0 |
| | ----- | ----- | ----- | ----- |
| | 13,300.00 | 13,300.00 | 0.00 | 100.0 |
| PROJECT 0059 - CENTER FOR WOMEN AND FAMILIES | | | | |
| HOMELESS ACTIVITIES | | | | |
| OPERATING COSTS | 20,532.00 | 18,829.04 | 1,702.96 | 91.7 |
| PROJECT 0060 - SALVATION ARMY LAFAYETTE | | | | |
| HOMELESS ACTIVITIES | | | | |
| SOCIAL SERVICES | 1,700.00 | 1,318.00 | 382.00 | 77.5 |
| OPERATING COSTS | 8,700.00 | 8,700.00 | 0.00 | 100.0 |
| | ----- | ----- | ----- | ----- |
| | 10,400.00 | 10,018.00 | 382.00 | 96.3 |
| HOMELESS PREVENTION | | | | |
| GENERAL PREVENTION | 4,200.00 | 3,447.28 | 752.72 | 82.0 |
| PROJECT TOTAL | 14,600.00 | 13,465.28 | 1,134.72 | 92.2 |
| PROJECT 0061 - CRISIS CENTER YOUTH SRVS BUREAU | | | | |
| HOMELESS ACTIVITIES | | | | |
| OPERATING COSTS | 15,630.00 | 15,630.00 | 0.00 | 100.0 |
| PROJECT 0062 - YWCA FT WAYNE | | | | |
| HOMELESS ACTIVITIES | | | | |
| REHABILITATION | 2,500.00 | 2,500.00 | 0.00 | 100.0 |
| OPERATING COSTS | 8,700.00 | 8,700.00 | 0.00 | 100.0 |
| | ----- | ----- | ----- | ----- |
| | 11,200.00 | 11,200.00 | 0.00 | 100.0 |
| PROJECT 0063 - SALVATION ARMY SOCIAL SERVICES | | | | |

U.S. DEPARTMENT OF HOUSING AND URBAN DEVELOPMENT
 OFFICE OF COMMUNITY PLANNING AND DEVELOPMENT
 INTEGRATED DISBURSEMENT AND INFORMATION SYSTEM
 ESG GRANTEE ACTIVITY SUMMARY
 PROGRAM YEAR 2007
 INDIANA

| | COMMITTED AMOUNT | DRAWN AMOUNT | COMMITTED MINUS DRAWN | PERCENT DRAWN/COMM |
|---|------------------|--------------|--------------------------|-----------------------|
| | ----- | ----- | ----- | ----- |
| HOMELESS ACTIVITIES | | | | |
| SOCIAL SERVICES | 23,200.00 | 23,200.00 | 0.00 | 100.0 |
| OPERATING COSTS | 21,450.00 | 21,450.00 | 0.00 | 100.0 |
| | ----- | ----- | ----- | ----- |
| | 44,650.00 | 44,650.00 | 0.00 | 100.0 |
| HOMELESS PREVENTION | | | | |
| GENERAL PREVENTION | 3,650.00 | 3,650.00 | 0.00 | 100.0 |
| PROJECT TOTAL | 48,300.00 | 48,300.00 | 0.00 | 100.0 |
| PROJECT 0064 - OZANAM FAMILY SHELTER | | | | |
| HOMELESS ACTIVITIES | | | | |
| SOCIAL SERVICES | 9,085.00 | 9,085.00 | 0.00 | 100.0 |
| OPERATING COSTS | 28,309.00 | 28,309.00 | 0.00 | 100.0 |
| | ----- | ----- | ----- | ----- |
| | 37,394.00 | 37,394.00 | 0.00 | 100.0 |
| PROJECT 0065 - GENNESARET FREE CLINIC | | | | |
| HOMELESS ACTIVITIES | | | | |
| SOCIAL SERVICES | 33,285.00 | 33,285.00 | 0.00 | 100.0 |
| PROJECT 0066 - TURNING POINT OF STEUBEN COUNTY | | | | |
| HOMELESS ACTIVITIES | | | | |
| OPERATING COSTS | 7,950.00 | 7,800.00 | 150.00 | 98.1 |
| PROJECT 0068 - MIDDLE WAY HOUSE | | | | |
| HOMELESS ACTIVITIES | | | | |
| OPERATING COSTS | 24,100.00 | 24,100.00 | 0.00 | 100.0 |
| PROJECT 0069 - ST. ELIZABETH CATHOLIC CHARITIES | | | | |
| HOMELESS ACTIVITIES | | | | |
| SOCIAL SERVICES | 16,000.00 | 16,000.00 | 0.00 | 100.0 |
| OPERATING COSTS | 9,100.00 | 9,100.00 | 0.00 | 100.0 |
| | ----- | ----- | ----- | ----- |
| | 25,100.00 | 25,100.00 | 0.00 | 100.0 |
| PROJECT 0070 - SALVATION ARMY HARBOR LIGHT | | | | |
| HOMELESS ACTIVITIES | | | | |
| SOCIAL SERVICES | 3,880.00 | 3,880.00 | 0.00 | 100.0 |
| OPERATING COSTS | 23,700.00 | 23,700.00 | 0.00 | 100.0 |
| | ----- | ----- | ----- | ----- |

U.S. DEPARTMENT OF HOUSING AND URBAN DEVELOPMENT
 OFFICE OF COMMUNITY PLANNING AND DEVELOPMENT
 INTEGRATED DISBURSEMENT AND INFORMATION SYSTEM
 ESG GRANTEE ACTIVITY SUMMARY
 PROGRAM YEAR 2007
 INDIANA

| | COMMITTED AMOUNT | DRAWN AMOUNT | COMMITTED MINUS DRAWN | PERCENT DRAWN/COMM |
|---|------------------|--------------|--------------------------|-----------------------|
| | ----- | ----- | ----- | ----- |
| | 27,580.00 | 27,580.00 | 0.00 | 100.0 |
| PROJECT 0083 - YWCA OF GREATER LAFAYETTE | | | | |
| HOMELESS ACTIVITIES | | | | |
| SOCIAL SERVICES | 1,950.00 | 1,950.00 | 0.00 | 100.0 |
| OPERATING COSTS | 5,870.00 | 5,362.65 | 507.35 | 91.3 |
| | ----- | ----- | ----- | ----- |
| | 7,820.00 | 7,312.65 | 507.35 | 93.5 |
| PROJECT 0084 - KOSCIUSKO COUNTY SHELTER FOR ABUSE | | | | |
| HOMELESS ACTIVITIES | | | | |
| SOCIAL SERVICES | 4,788.00 | 4,788.00 | 0.00 | 100.0 |
| OPERATING COSTS | 13,272.00 | 13,272.00 | 0.00 | 100.0 |
| | ----- | ----- | ----- | ----- |
| | 18,060.00 | 18,060.00 | 0.00 | 100.0 |
| PROJECT 0086 - DAYSRING CENTER, INC. | | | | |
| HOMELESS ACTIVITIES | | | | |
| OPERATING COSTS | 28,170.00 | 28,170.00 | 0.00 | 100.0 |
| PROJECT 0087 - JULIAN CENTER | | | | |
| HOMELESS ACTIVITIES | | | | |
| SOCIAL SERVICES | 10,500.00 | 10,500.00 | 0.00 | 100.0 |
| OPERATING COSTS | 32,345.00 | 32,345.00 | 0.00 | 100.0 |
| | ----- | ----- | ----- | ----- |
| | 42,845.00 | 42,845.00 | 0.00 | 100.0 |
| HOMELESS PREVENTION | | | | |
| GENERAL PREVENTION | 2,860.00 | 2,860.00 | 0.00 | 100.0 |
| PROJECT TOTAL | 45,705.00 | 45,705.00 | 0.00 | 100.0 |
| PROJECT 0088 - INTERFAITH HOSPITALITY FT WAYNE | | | | |
| HOMELESS ACTIVITIES | | | | |
| SOCIAL SERVICES | 2,737.00 | 2,737.00 | 0.00 | 100.0 |
| OPERATING COSTS | 15,100.00 | 15,100.00 | 0.00 | 100.0 |
| | ----- | ----- | ----- | ----- |
| | 17,837.00 | 17,837.00 | 0.00 | 100.0 |
| HOMELESS PREVENTION | | | | |
| GENERAL PREVENTION | 3,000.00 | 3,000.00 | 0.00 | 100.0 |
| PROJECT TOTAL | 20,837.00 | 20,837.00 | 0.00 | 100.0 |

U.S. DEPARTMENT OF HOUSING AND URBAN DEVELOPMENT
 OFFICE OF COMMUNITY PLANNING AND DEVELOPMENT
 INTEGRATED DISBURSEMENT AND INFORMATION SYSTEM
 ESG GRANTEE ACTIVITY SUMMARY
 PROGRAM YEAR 2007
 INDIANA

| | COMMITTED AMOUNT | DRAWN AMOUNT | COMMITTED MINUS DRAWN | PERCENT DRAWN/COMM |
|--|------------------|--------------|--------------------------|-----------------------|
| | ----- | ----- | ----- | ----- |
| PROJECT 0089 - FAMILY SERVICES OF DELAWARE COUNTY | | | | |
| HOMELESS ACTIVITIES | | | | |
| OPERATING COSTS | 13,700.00 | 13,700.00 | 0.00 | 100.0 |
| PROJECT 0090 - GOSHEN INTERFAITH HOSPITALITY NETWORK | | | | |
| HOMELESS ACTIVITIES | | | | |
| SOCIAL SERVICES | 2,800.00 | 2,664.68 | 135.32 | 95.1 |
| OPERATING COSTS | 24,709.00 | 24,709.00 | 0.00 | 100.0 |
| | ----- | ----- | ----- | ----- |
| | 27,509.00 | 27,373.68 | 135.32 | 99.5 |
| PROJECT 0091 - SAFE PASSAGE | | | | |
| HOMELESS ACTIVITIES | | | | |
| SOCIAL SERVICES | 1,000.00 | 1,000.00 | 0.00 | 100.0 |
| OPERATING COSTS | 15,157.00 | 15,157.00 | 0.00 | 100.0 |
| | ----- | ----- | ----- | ----- |
| | 16,157.00 | 16,157.00 | 0.00 | 100.0 |
| PROJECT 0092 - HORIZON HOUSE | | | | |
| HOMELESS ACTIVITIES | | | | |
| REHABILITATION | 1,912.50 | 0.00 | 1,912.50 | 0.0 |
| SOCIAL SERVICES | 10,900.00 | 10,900.00 | 0.00 | 100.0 |
| OPERATING COSTS | 29,600.00 | 29,600.00 | 0.00 | 100.0 |
| | ----- | ----- | ----- | ----- |
| | 42,412.50 | 40,500.00 | 1,912.50 | 95.4 |
| HOMELESS PREVENTION | | | | |
| GENERAL PREVENTION | 5,600.00 | 5,600.00 | 0.00 | 100.0 |
| PROJECT TOTAL | 48,012.50 | 46,100.00 | 1,912.50 | 96.0 |
| PROJECT 0093 - MARTHA'S HOUSE | | | | |
| HOMELESS ACTIVITIES | | | | |
| SOCIAL SERVICES | 22,100.00 | 22,100.00 | 0.00 | 100.0 |
| OPERATING COSTS | 5,000.00 | 5,000.00 | 0.00 | 100.0 |
| | ----- | ----- | ----- | ----- |
| | 27,100.00 | 27,100.00 | 0.00 | 100.0 |
| PROJECT 0095 - ADAM WELLS CRISIS CENTER | | | | |
| HOMELESS ACTIVITIES | | | | |
| OPERATING COSTS | 7,700.00 | 7,700.00 | 0.00 | 100.0 |

U.S. DEPARTMENT OF HOUSING AND URBAN DEVELOPMENT
 OFFICE OF COMMUNITY PLANNING AND DEVELOPMENT
 INTEGRATED DISBURSEMENT AND INFORMATION SYSTEM
 ESG GRANTEE ACTIVITY SUMMARY
 PROGRAM YEAR 2007
 INDIANA

| | COMMITTED AMOUNT | DRAWN AMOUNT | COMMITTED MINUS DRAWN | PERCENT DRAWN/COMM |
|--|------------------|--------------|--------------------------|-----------------------|
| | ----- | ----- | ----- | ----- |
| HOMELESS PREVENTION | | | | |
| GENERAL PREVENTION | 1,000.00 | 1,000.00 | 0.00 | 100.0 |
| PROJECT TOTAL | 8,700.00 | 8,700.00 | 0.00 | 100.0 |
| PROJECT 0096 - SHELTERING WINGS | | | | |
| HOMELESS ACTIVITIES | | | | |
| OPERATING COSTS | 24,100.00 | 21,410.00 | 2,690.00 | 88.8 |
| PROJECT 0097 - YWCA RICHMOND | | | | |
| HOMELESS ACTIVITIES | | | | |
| OPERATING COSTS | 5,700.00 | 5,700.00 | 0.00 | 100.0 |
| PROJECT 0098 - QUEST FOR EXCELLENCE | | | | |
| HOMELESS ACTIVITIES | | | | |
| SOCIAL SERVICES | 750.00 | 513.46 | 236.54 | 68.4 |
| OPERATING COSTS | 14,675.00 | 14,093.33 | 581.67 | 96.0 |
| | ----- | ----- | ----- | ----- |
| | 15,425.00 | 14,606.79 | 818.21 | 94.6 |
| PROJECT 0099 - DISMAS, INC | | | | |
| HOMELESS ACTIVITIES | | | | |
| SOCIAL SERVICES | 4,000.00 | 4,000.00 | 0.00 | 100.0 |
| OPERATING COSTS | 10,900.00 | 10,900.00 | 0.00 | 100.0 |
| | ----- | ----- | ----- | ----- |
| | 14,900.00 | 14,900.00 | 0.00 | 100.0 |
| PROJECT 0100 - HOUSING OPPORTUNITIES | | | | |
| HOMELESS ACTIVITIES | | | | |
| SOCIAL SERVICES | 10,598.00 | 10,598.00 | 0.00 | 100.0 |
| OPERATING COSTS | 18,210.00 | 18,210.00 | 0.00 | 100.0 |
| | ----- | ----- | ----- | ----- |
| | 28,808.00 | 28,808.00 | 0.00 | 100.0 |
| HOMELESS PREVENTION | | | | |
| GENERAL PREVENTION | 1,200.00 | 477.50 | 722.50 | 39.7 |
| PROJECT TOTAL | 30,008.00 | 29,285.50 | 722.50 | 97.5 |
| PROJECT 0101 - LAFAYETTE TRANSITIONAL HOUSING CENTER | | | | |
| HOMELESS ACTIVITIES | | | | |
| SOCIAL SERVICES | 10,261.00 | 10,171.00 | 90.00 | 99.1 |

U.S. DEPARTMENT OF HOUSING AND URBAN DEVELOPMENT
 OFFICE OF COMMUNITY PLANNING AND DEVELOPMENT
 INTEGRATED DISBURSEMENT AND INFORMATION SYSTEM
 ESG GRANTEE ACTIVITY SUMMARY
 PROGRAM YEAR 2007
 INDIANA

| | COMMITTED AMOUNT | DRAWN AMOUNT | COMMITTED MINUS DRAWN | PERCENT DRAWN/COMM |
|------------------------------------|------------------|--------------|--------------------------|-----------------------|
| | ----- | ----- | ----- | ----- |
| OPERATING COSTS | 23,388.00 | 23,298.00 | 90.00 | 99.6 |
| | ----- | ----- | ----- | ----- |
| | 33,649.00 | 33,469.00 | 180.00 | 99.4 |
| HOMELESS PREVENTION | | | | |
| GENERAL PREVENTION | 2,400.00 | 2,400.00 | 0.00 | 100.0 |
| PROJECT TOTAL | 36,049.00 | 35,869.00 | 180.00 | 99.5 |
| PROJECT 0102 - ELIJAH HAVEN CRISIS | | | | |
| HOMELESS ACTIVITIES | | | | |
| OPERATING COSTS | 8,958.00 | 6,330.67 | 2,627.33 | 70.6 |
| PROJECT 0103 - THE CARING PLACE | | | | |
| HOMELESS ACTIVITIES | | | | |
| SOCIAL SERVICES | 45.00 | 45.00 | 0.00 | 100.0 |
| OPERATING COSTS | 14,672.00 | 14,672.00 | 0.00 | 100.0 |
| | ----- | ----- | ----- | ----- |
| | 14,717.00 | 14,717.00 | 0.00 | 100.0 |
| PROGRAM YEAR 2007 TOTALS | | | | |
| REHABILITATION | 48,039.50 | 31,127.00 | 16,912.50 | 64.7 |
| SOCIAL SERVICES | 401,612.37 | 400,142.06 | 1,470.31 | 99.6 |
| OPERATING COSTS | 1,448,207.15 | 1,432,805.91 | 15,401.24 | 98.9 |
| | ----- | ----- | ----- | ----- |
| | 1,897,859.02 | 1,864,074.97 | 33,784.05 | 98.2 |
| GENERAL PREVENTION | 77,007.48 | 74,163.22 | 2,844.26 | 96.3 |
| RENTAL ASSISTANCE | 0.00 | 0.00 | 0.00 | 0.0 |
| MORTGAGE ASSISTANCE | 0.00 | 0.00 | 0.00 | 0.0 |
| SECURITY DEPOSITS | 0.00 | 0.00 | 0.00 | 0.0 |
| ADMIN COSTS | 95,807.00 | 0.00 | 95,807.00 | 0.0 |
| | ----- | ----- | ----- | ----- |
| | 172,814.48 | 74,163.22 | 98,651.26 | 42.9 |
| GRAND TOTAL | 2,070,673.50 | 1,938,238.19 | 132,435.31 | 93.6 |

U.S. DEPARTMENT OF HOUSING AND URBAN DEVELOPMENT
OFFICE OF COMMUNITY PLANNING AND DEVELOPMENT
INTEGRATED DISBURSEMENT AND INFORMATION SYSTEM
ESG PERFORMANCE MEASURES REPORT

OBJECTIVES/OUTCOMES LEGEND:

- 1/1 = ENHANCED SUITABLE LIVING THROUGH IMPROVED ACCESSIBILITY
- 1/2 = ENHANCED SUITABLE LIVING THROUGH IMPROVED AFFORDABILITY
- 1/3 = ENHANCED SUITABLE LIVING THROUGH IMPROVED SUSTAINABILITY

- 2/1 = CREATED DECENT HOUSING WITH IMPROVED ACCESSIBILITY
- 2/2 = CREATED DECENT HOUSING WITH IMPROVED AFFORDABILITY
- 2/3 = CREATED DECENT HOUSING WITH IMPROVED SUSTAINABILITY

- 3/1 = PROVIDED ECONOMIC OPPORTUNITY THROUGH IMPROVED ACCESSIBILITY
- 3/2 = PROVIDED ECONOMIC OPPORTUNITY THROUGH IMPROVED AFFORDABILITY
- 3/3 = PROVIDED ECONOMIC OPPORTUNITY THROUGH IMPROVED SUSTAINABILITY

U.S. DEPARTMENT OF HOUSING AND URBAN DEVELOPMENT
 OFFICE OF COMMUNITY PLANNING AND DEVELOPMENT
 INTEGRATED DISBURSEMENT AND INFORMATION SYSTEM
 ESG PERFORMANCE MEASURES REPORT
 PROGRAM YEAR 2007 INDIANA

PUBLIC AGENCY (ME01/ME06)

| OBJECTIVES/ OUTCOMES | PERSONS | ESG DOLLARS | OTHER FEDERAL FUNDS | LOCAL GOVERNMENT | PRIVATE | FEES | OTHER |
|-------------------------|---------|----------------|---------------------------|---------------------|-------------|-------------|-------------|
| 1/1 | 18,984 | \$1,663,799 | \$6,407,610 | \$2,935,391 | \$5,927,031 | \$1,623,651 | \$3,090,202 |
| 1/2 | 0 | \$0 | \$0 | \$0 | \$0 | \$0 | \$0 |
| 1/3 | 0 | \$0 | \$0 | \$0 | \$0 | \$0 | \$0 |
| SUB-TOTALS | 18,984 | \$1,663,799 | \$6,407,610 | \$2,935,391 | \$5,927,031 | \$1,623,651 | \$3,090,202 |
| 2/1 | 0 | \$0 | \$0 | \$0 | \$0 | \$0 | \$0 |
| 2/2 | 10,008 | \$61,221 | \$2,124,410 | \$378,730 | \$3,176,739 | \$235,310 | \$1,041,620 |
| 2/3 | 0 | \$0 | \$0 | \$0 | \$0 | \$0 | \$0 |
| SUB-TOTALS | 10,008 | \$61,221 | \$2,124,410 | \$378,730 | \$3,176,739 | \$235,310 | \$1,041,620 |
| 3/1 | 0 | \$0 | \$0 | \$0 | \$0 | \$0 | \$0 |
| 3/2 | 0 | \$0 | \$0 | \$0 | \$0 | \$0 | \$0 |
| 3/3 | 0 | \$0 | \$0 | \$0 | \$0 | \$0 | \$0 |
| SUB-TOTALS | 0 | \$0 | \$0 | \$0 | \$0 | \$0 | \$0 |
| TOTALS | 28,992 | \$1,725,020 | \$8,532,020 | \$3,314,121 | \$9,103,770 | \$1,858,961 | \$4,131,822 |

U.S. DEPARTMENT OF HOUSING AND URBAN DEVELOPMENT
 OFFICE OF COMMUNITY PLANNING AND DEVELOPMENT
 INTEGRATED DISBURSEMENT AND INFORMATION SYSTEM
 ESG PERFORMANCE MEASURES REPORT
 PROGRAM YEAR 2007 INDIANA

FAITH BASED NON-PROFIT (ME01/ME06)

| OBJECTIVES/ OUTCOMES | PERSONS | ESG DOLLARS | OTHER FEDERAL FUNDS | LOCAL GOVERNMENT | PRIVATE | FEEES | OTHER |
|-------------------------|---------|----------------|---------------------------|---------------------|-----------|-----------|-----------|
| 1/1 | 996 | \$76,237 | \$187,252 | \$13,200 | \$104,327 | \$132,819 | \$413,256 |
| 1/2 | 0 | \$0 | \$0 | \$0 | \$0 | \$0 | \$0 |
| 1/3 | 0 | \$0 | \$0 | \$0 | \$0 | \$0 | \$0 |
| SUB-TOTALS | 996 | \$76,237 | \$187,252 | \$13,200 | \$104,327 | \$132,819 | \$413,256 |
| 2/1 | 0 | \$0 | \$0 | \$0 | \$0 | \$0 | \$0 |
| 2/2 | 108 | \$3,000 | \$15,000 | \$24,725 | \$135,550 | \$0 | \$7,785 |
| 2/3 | 0 | \$0 | \$0 | \$0 | \$0 | \$0 | \$0 |
| SUB-TOTALS | 108 | \$3,000 | \$15,000 | \$24,725 | \$135,550 | \$0 | \$7,785 |
| 3/1 | 0 | \$0 | \$0 | \$0 | \$0 | \$0 | \$0 |
| 3/2 | 0 | \$0 | \$0 | \$0 | \$0 | \$0 | \$0 |
| 3/3 | 0 | \$0 | \$0 | \$0 | \$0 | \$0 | \$0 |
| SUB-TOTALS | 0 | \$0 | \$0 | \$0 | \$0 | \$0 | \$0 |
| TOTALS | 1,104 | \$79,237 | \$202,252 | \$37,925 | \$239,877 | \$132,819 | \$421,041 |

U.S. DEPARTMENT OF HOUSING AND URBAN DEVELOPMENT
 OFFICE OF COMMUNITY PLANNING AND DEVELOPMENT
 INTEGRATED DISBURSEMENT AND INFORMATION SYSTEM
 ESG PERFORMANCE MEASURES REPORT
 PROGRAM YEAR 2007 INDIANA

OTHER NON-PROFIT (ME01/ME06)

| OBJECTIVES/ OUTCOMES | PERSONS | ESG DOLLARS | OTHER FEDERAL FUNDS | LOCAL GOVERNMENT | PRIVATE | FEEES | OTHER |
|-------------------------|---------|----------------|---------------------------|---------------------|-------------|-------------|-------------|
| 1/1 | 155 | \$35,732 | \$387,319 | \$119,723 | \$197,521 | \$0 | \$0 |
| 1/2 | 0 | \$0 | \$0 | \$0 | \$0 | \$0 | \$0 |
| 1/3 | 0 | \$0 | \$0 | \$0 | \$0 | \$0 | \$0 |
| SUB-TOTALS | 155 | \$35,732 | \$387,319 | \$119,723 | \$197,521 | \$0 | \$0 |
| 2/1 | 0 | \$0 | \$0 | \$0 | \$0 | \$0 | \$0 |
| 2/2 | 100 | \$400 | \$0 | \$25,000 | \$78,170 | \$0 | \$0 |
| 2/3 | 0 | \$0 | \$0 | \$0 | \$0 | \$0 | \$0 |
| SUB-TOTALS | 100 | \$400 | \$0 | \$25,000 | \$78,170 | \$0 | \$0 |
| 3/1 | 0 | \$0 | \$0 | \$0 | \$0 | \$0 | \$0 |
| 3/2 | 0 | \$0 | \$0 | \$0 | \$0 | \$0 | \$0 |
| 3/3 | 0 | \$0 | \$0 | \$0 | \$0 | \$0 | \$0 |
| SUB-TOTALS | 0 | \$0 | \$0 | \$0 | \$0 | \$0 | \$0 |
| TOTALS | 255 | \$36,132 | \$387,319 | \$144,723 | \$275,691 | \$0 | \$0 |
| GRAND TOTALS | 30,351 | \$1,840,389 | \$9,121,591 | \$3,496,769 | \$9,619,338 | \$1,991,780 | \$4,552,863 |

U.S. DEPARTMENT OF HOUSING AND URBAN DEVELOPMENT
 OFFICE OF COMMUNITY PLANNING AND DEVELOPMENT
 INTEGRATED DISBURSEMENT AND INFORMATION SYSTEM
 ESG PERFORMANCE MEASURES REPORT
 PROGRAM YEAR 2007 INDIANA

ESG BENEFICIARIES (ME02)

| OBJECTIVES/ OUTCOMES | EMERGENCY OR TRANSITIONAL SHELTERS | | NON-RESIDENTIAL SERVICES | | TOTALS |
|-------------------------|------------------------------------|------------------------------|----------------------------|--|--------|
| | ANNUAL ADULTS SERVED | ANNUAL CHILDREN SERVED | ANNUAL NUMBER SERVED | | |
| 1/1 | 10,397 | 5,395 | 4,343 | | 20,135 |
| 1/2 | 0 | 0 | 0 | | 0 |
| 1/3 | 0 | 0 | 0 | | 0 |
| SUB-TOTALS | 10,397 | 5,395 | 4,343 | | 20,135 |
| 2/1 | 0 | 0 | 0 | | 0 |
| 2/2 | 2,946 | 2,487 | 4,783 | | 10,216 |
| 2/3 | 0 | 0 | 0 | | 0 |
| SUB-TOTALS | 2,946 | 2,487 | 4,783 | | 10,216 |
| 3/1 | 0 | 0 | 0 | | 0 |
| 3/2 | 0 | 0 | 0 | | 0 |
| 3/3 | 0 | 0 | 0 | | 0 |
| SUB-TOTALS | 0 | 0 | 0 | | 0 |
| TOTALS | 13,343 | 7,882 | 9,126 | | 30,351 |

U.S. DEPARTMENT OF HOUSING AND URBAN DEVELOPMENT
 OFFICE OF COMMUNITY PLANNING AND DEVELOPMENT
 INTEGRATED DISBURSEMENT AND INFORMATION SYSTEM
 ESG PERFORMANCE MEASURES REPORT
 PROGRAM YEAR 2007 INDIANA

ESG BENEFICIARIES (ME03)

EMERGENCY OR TRANSITIONAL SHELTER

ANNUAL NUMBER OF INDIVIDUAL HOUSEHOLDS (SINGLES)

| OBJECTIVES/ OUTCOMES | UNACCOMPANIED 18 AND OVER | | | UNACCOMPANIED UNDER 18 | | |
|-------------------------|---------------------------|--------------|---------------|------------------------|------------|------------|
| | MALE | FEMALE | TOTALS | MALE | FEMALE | TOTALS |
| 1/1 | 4,496 | 4,444 | 8,940 | 189 | 248 | 437 |
| 1/2 | 0 | 0 | 0 | 0 | 0 | 0 |
| 1/3 | 0 | 0 | 0 | 0 | 0 | 0 |
| SUB-TOTALS | 4,496 | 4,444 | 8,940 | 189 | 248 | 437 |
| 2/1 | 0 | 0 | 0 | 0 | 0 | 0 |
| 2/2 | 3,012 | 1,943 | 4,955 | 0 | 0 | 0 |
| 2/3 | 0 | 0 | 0 | 0 | 0 | 0 |
| SUB-TOTALS | 3,012 | 1,943 | 4,955 | 0 | 0 | 0 |
| 3/1 | 0 | 0 | 0 | 0 | 0 | 0 |
| 3/2 | 0 | 0 | 0 | 0 | 0 | 0 |
| 3/3 | 0 | 0 | 0 | 0 | 0 | 0 |
| SUB-TOTALS | 0 | 0 | 0 | 0 | 0 | 0 |
| TOTALS | 7,508 | 6,387 | 13,895 | 189 | 248 | 437 |

U.S. DEPARTMENT OF HOUSING AND URBAN DEVELOPMENT
 OFFICE OF COMMUNITY PLANNING AND DEVELOPMENT
 INTEGRATED DISBURSEMENT AND INFORMATION SYSTEM
 ESG PERFORMANCE MEASURES REPORT
 PROGRAM YEAR 2007 INDIANA

ESG BENEFICIARIES (ME03)

EMERGENCY OR TRANSITIONAL SHELTER

ANNUAL NUMBER OF FAMILY HOUSEHOLDS WITH CHILDREN HEADED BY

| OBJECTIVES/ OUTCOMES | SINGLE 18 AND OVER | | | SINGLE UNDER 18 | | |
|-------------------------|--------------------|--------|--------|-----------------|--------|--------|
| | MALE | FEMALE | TOTALS | MALE | FEMALE | TOTALS |
| 1/1 | 451 | 2,972 | 3,423 | 10 | 30 | 40 |
| 1/2 | 0 | 0 | 0 | 0 | 0 | 0 |
| 1/3 | 0 | 0 | 0 | 0 | 0 | 0 |
| SUB-TOTALS | 451 | 2,972 | 3,423 | 10 | 30 | 40 |
| 2/1 | 0 | 0 | 0 | 0 | 0 | 0 |
| 2/2 | 32 | 1,259 | 1,291 | 0 | 0 | 0 |
| 2/3 | 0 | 0 | 0 | 0 | 0 | 0 |
| SUB-TOTALS | 32 | 1,259 | 1,291 | 0 | 0 | 0 |
| 3/1 | 0 | 0 | 0 | 0 | 0 | 0 |
| 3/2 | 0 | 0 | 0 | 0 | 0 | 0 |
| 3/3 | 0 | 0 | 0 | 0 | 0 | 0 |
| SUB-TOTALS | 0 | 0 | 0 | 0 | 0 | 0 |
| TOTALS | 483 | 4,231 | 4,714 | 10 | 30 | 40 |

U.S. DEPARTMENT OF HOUSING AND URBAN DEVELOPMENT
 OFFICE OF COMMUNITY PLANNING AND DEVELOPMENT
 INTEGRATED DISBURSEMENT AND INFORMATION SYSTEM
 ESG PERFORMANCE MEASURES REPORT
 PROGRAM YEAR 2007 INDIANA

ESG BENEFICIARIES (ME03)

EMERGENCY OR TRANSITIONAL SHELTER

ANNUAL NUMBER OF FAMILY HOUSEHOLDS WITH CHILDREN HEADED BY

| OBJECTIVES/ OUTCOMES | TWO PARENTS 18 AND OVER | TWO PARENTS UNDER 18 | TOTALS |
|-------------------------|----------------------------|-------------------------|--------|
| 1/1 | 319 | 0 | 319 |
| 1/2 | 0 | 0 | 0 |
| 1/3 | 0 | 0 | 0 |
| SUB-TOTALS | 319 | 0 | 319 |
| 2/1 | 0 | 0 | 0 |
| 2/2 | 139 | 2 | 141 |
| 2/3 | 0 | 0 | 0 |
| SUB-TOTALS | 139 | 2 | 141 |
| 3/1 | 0 | 0 | 0 |
| 3/2 | 0 | 0 | 0 |
| 3/3 | 0 | 0 | 0 |
| SUB-TOTALS | 0 | 0 | 0 |
| TOTALS | 458 | 2 | 460 |

U.S. DEPARTMENT OF HOUSING AND URBAN DEVELOPMENT
OFFICE OF COMMUNITY PLANNING AND DEVELOPMENT
INTEGRATED DISBURSEMENT AND INFORMATION SYSTEM
ESG PERFORMANCE MEASURES REPORT
PROGRAM YEAR 2007 INDIANA

ESG BENEFICIARIES (ME03)

EMERGENCY OR TRANSITIONAL SHELTER

ANNUAL NUMBER OF FAMILY HOUSEHOLDS WITH NO CHILDREN

| OBJECTIVES/ OUTCOMES | TOTAL |
|-------------------------|-------|
| 1/1 | 2,288 |
| 1/2 | 0 |
| 1/3 | 0 |
| ----- | |
| SUB-TOTALS | 2,288 |
| 2/1 | 0 |
| 2/2 | 26 |
| 2/3 | 0 |
| ----- | |
| SUB-TOTALS | 26 |
| 3/1 | 0 |
| 3/2 | 0 |
| 3/3 | 0 |
| ----- | |
| SUB-TOTALS | 0 |
| TOTALS | 2,314 |

GRAND TOTAL ESG BENEFICIARIES: 21,860

U.S. DEPARTMENT OF HOUSING AND URBAN DEVELOPMENT
 OFFICE OF COMMUNITY PLANNING AND DEVELOPMENT
 INTEGRATED DISBURSEMENT AND INFORMATION SYSTEM
 ESG PERFORMANCE MEASURES REPORT
 PROGRAM YEAR 2007 INDIANA

ESG BENEFICIARIES (ME04)

EMERGENCY OR TRANSITIONAL SHELTER

| OBJECTIVES/ OUTCOMES | CHRONICALLY HOMELESS (EMERGENCY SHELTER ONLY) | SEVERELY MENTALLY ILL | CHRONIC SUBSTANCE ABUSE | OTHER DISABLTY | VETERANS | PERSONS WITH HIV/AIDS | VICTIMS OF DOMESTIC VIOLENCE | ELDERLY |
|-------------------------|--|-----------------------------|-------------------------------|-------------------|----------|-----------------------------|------------------------------------|---------|
| 1/1 | 1,240 | 1,387 | 4,700 | 1,360 | 812 | 45 | 5,800 | 104 |
| 1/2 | 0 | 0 | 0 | 0 | 0 | 0 | 0 | 0 |
| 1/3 | 0 | 0 | 0 | 0 | 0 | 0 | 0 | 0 |
| SUB-TOTALS | 1,240 | 1,387 | 4,700 | 1,360 | 812 | 45 | 5,800 | 104 |
| 2/1 | 0 | 0 | 0 | 0 | 0 | 0 | 0 | 0 |
| 2/2 | 944 | 583 | 620 | 324 | 622 | 63 | 2,118 | 167 |
| 2/3 | 0 | 0 | 0 | 0 | 0 | 0 | 0 | 0 |
| SUB-TOTALS | 944 | 583 | 620 | 324 | 622 | 63 | 2,118 | 167 |
| 3/1 | 0 | 0 | 0 | 0 | 0 | 0 | 0 | 0 |
| 3/2 | 0 | 0 | 0 | 0 | 0 | 0 | 0 | 0 |
| 3/3 | 0 | 0 | 0 | 0 | 0 | 0 | 0 | 0 |
| SUB-TOTALS | 0 | 0 | 0 | 0 | 0 | 0 | 0 | 0 |
| TOTALS | 2,184 | 1,970 | 5,320 | 1,684 | 1,434 | 108 | 7,918 | 271 |

U.S. DEPARTMENT OF HOUSING AND URBAN DEVELOPMENT
 OFFICE OF COMMUNITY PLANNING AND DEVELOPMENT
 INTEGRATED DISBURSEMENT AND INFORMATION SYSTEM
 ESG PERFORMANCE MEASURES REPORT
 PROGRAM YEAR 2007 INDIANA

ESG HOUSING (ME05)

ANNUAL NUMBER SERVED IN EMERGENCY OR TRANSITIONAL SHELTERS

| OBJECTIVES/ OUTCOMES | BARRACKS | GROUP/ LARGE HOUSE | SCATTERED SITE APARTMENT | SINGLE FAMILY DETACHED HOUSE | SINGLE ROOM OCCUPANCY | MOBIL HOME/ TRAILER | HOTEL/ MOTEL | OTHER | TOTALS |
|-------------------------|----------|--------------------------|--------------------------------|---------------------------------------|-----------------------------|---------------------------|-----------------|-------|--------|
| 1/1 | 3,214 | 5,809 | 149 | 57 | 2,790 | 0 | 1 | 2,329 | 14,349 |
| 1/2 | 0 | 0 | 0 | 0 | 0 | 0 | 0 | 0 | 0 |
| 1/3 | 0 | 0 | 0 | 0 | 0 | 0 | 0 | 0 | 0 |
| SUB-TOTALS | 3,214 | 5,809 | 149 | 57 | 2,790 | 0 | 1 | 2,329 | 14,349 |
| 2/1 | 0 | 0 | 0 | 0 | 0 | 0 | 0 | 0 | 0 |
| 2/2 | 663 | 612 | 70 | 50 | 1,237 | 0 | 126 | 1,241 | 3,999 |
| 2/3 | 0 | 0 | 0 | 0 | 0 | 0 | 0 | 0 | 0 |
| SUB-TOTALS | 663 | 612 | 70 | 50 | 1,237 | 0 | 126 | 1,241 | 3,999 |
| 3/1 | 0 | 0 | 0 | 0 | 0 | 0 | 0 | 0 | 0 |
| 3/2 | 0 | 0 | 0 | 0 | 0 | 0 | 0 | 0 | 0 |
| 3/3 | 0 | 0 | 0 | 0 | 0 | 0 | 0 | 0 | 0 |
| SUB-TOTALS | 0 | 0 | 0 | 0 | 0 | 0 | 0 | 0 | 0 |
| TOTALS | 3,877 | 6,421 | 219 | 107 | 4,027 | 0 | 127 | 3,570 | 18,348 |

U.S. DEPARTMENT OF HOUSING AND URBAN DEVELOPMENT
 OFFICE OF COMMUNITY PLANNING AND DEVELOPMENT
 INTEGRATED DISBURSEMENT AND INFORMATION SYSTEM
 ESG PERFORMANCE MEASURES REPORT
 PROGRAM YEAR 2007 INDIANA

RACIAL/ETHNIC CHARACTERISTICS (ME07)

ANNUAL NUMBER SERVED. (INCLUDING RESIDENTIAL AND NON-RESIDENTIAL SERVICES)

| OBJECTIVES/ OUTCOMES | TOTALS | HISPANIC |
|---|--------|----------|
| 1/1 | | |
| WHITE: | 12,576 | 633 |
| BLACK/AFRICAN AMERICAN: | 6,422 | 411 |
| ASIAN: | 71 | 0 |
| AMERICAN INDIAN/ALASKAN NATIVE: | 97 | 5 |
| NATIVE HAWAIIAN/OTHER PACIFIC ISLANDER: | 25 | 6 |
| AMERICAN INDIAN/ALASKAN NATIVE & WHITE: | 41 | 8 |
| ASIAN & WHITE: | 6 | 0 |
| BLACK/AFRICAN AMERICAN & WHITE: | 465 | 4 |
| AM.INDIAN/ALASKAN NATIVE & BLACK AFRICAN AM.: | 83 | 0 |
| OTHER MULTI-RACIAL: | 349 | 83 |
| ASIAN/PACIFIC ISLANDER: | 0 | 0 |
| HISPANIC: | 0 | 0 |
| SUB-TOTALS | 20,135 | 1,150 |
| 1/2 | | |
| WHITE: | 0 | 0 |
| BLACK/AFRICAN AMERICAN: | 0 | 0 |
| ASIAN: | 0 | 0 |
| AMERICAN INDIAN/ALASKAN NATIVE: | 0 | 0 |
| NATIVE HAWAIIAN/OTHER PACIFIC ISLANDER: | 0 | 0 |
| AMERICAN INDIAN/ALASKAN NATIVE & WHITE: | 0 | 0 |
| ASIAN & WHITE: | 0 | 0 |
| BLACK/AFRICAN AMERICAN & WHITE: | 0 | 0 |
| AM.INDIAN/ALASKAN NATIVE & BLACK AFRICAN AM.: | 0 | 0 |
| OTHER MULTI-RACIAL: | 0 | 0 |
| ASIAN/PACIFIC ISLANDER: | 0 | 0 |
| HISPANIC: | 0 | 0 |
| SUB-TOTALS | 0 | 0 |

PR85 esg_text
 U. S. DEPARTMENT OF HOUSING AND URBAN DEVELOPMENT
 OFFICE OF COMMUNITY PLANNING AND DEVELOPMENT
 INTEGRATED DISBURSEMENT AND INFORMATION SYSTEM
 ESG
 HOUSING PERFORMANCE REPORT - INDIANA

PARAMETERS:
 REPORT LEVEL - GRANTEE/PJ
 PROGRAM - ESG
 DATE RANGE - 07-01-2007 - 06-30-2008

| OBJECTIVES | OUTCOMES | | | | | | | |
|----------------------|--------------------------------|--------------|---------------|-----------|----------------|------|--------------------|--------------|
| | AVAILABILITY/ ACCESSIBILITY | | AFFORDABILITY | | SUSTAINABILITY | | TOTAL BY OBJECTIVE | |
| | UNITS | \$ | UNITS | \$ | UNITS | \$ | UNITS | \$ |
| SUITABLE LIVING | 15,792 | 1,775,768.30 | 0 | 0.00 | 0 | 0.00 | 15,792 | 1,775,768.30 |
| DECENT HOUSING | 0 | 0.00 | 5,433 | 64,620.65 | 0 | 0.00 | 5,433 | 64,620.65 |
| ECONOMIC OPPORTUNITY | 0 | 0.00 | 0 | 0.00 | 0 | 0.00 | 0 | 0.00 |
| TOTAL BY OUTCOME | 15,792 | 1,775,768.30 | 5,433 | 64,620.65 | 0 | 0.00 | 21,225 | 1,840,388.95 |

SECTION V.
Non-Homeless Special Needs Activities

SECTION V.

Non-Homeless Special Needs Activities

The Housing Opportunities for Persons with AIDS (HOPWA) grant is the primary resources used for funding non-homeless activities in Indiana. ESG, HOME and CDBG funds directed to mitigate the risk of homeless prevention are discussed in Section IV.

The Indiana Housing and Community Development Authority (IHCDA) administered the HOPWA program during the 2007 program year (PY). The HOPWA grant is one of the primary resources used for funding activities which benefit persons with HIV/AIDS in Indiana.

The purpose of HOPWA is to provide states and localities with the resources and incentives to devise long-term comprehensive strategies for meeting the housing and support services needs of low-income persons and families of persons with AIDS and HIV-related diseases. HOPWA funding goes towards the prevention of homelessness as related to the needs of those living with HIV AIDS. A broad range of housing-related activities may be funded under HOPWA, including, but not limited to: project or tenant based rental assistance; supportive services; short-term rent or mortgage payments to prevent homelessness; and technical assistance in establishing/operating a community residence. HOPWA funds make rental assistance available for those dealing with long-term barriers to remaining housed and short-term assistance to individuals in order to prevent eviction and foreclosure. Other supportive service funding allows individuals and families to access the resources needed to increase skills and income leading to independence and self-sufficiency and resulting moving people out of homelessness while also preventing it.

The State HOPWA grant covers all areas of the State except the counties of Boone, Brown, Clark, Dearborn, Floyd, Franklin, Hamilton, Hancock, Harrison, Hendricks, Johnson, Marion, Morgan, Ohio, Putnam, Scott, Shelby and Washington.

As a HOPWA formula grantee, IHCDA received \$860,000 for the 2007 program year. IHCDA contracts with HIV/AIDS care sites to administer the HOPWA program statewide. Of these funds, \$822,000 was from Formula HOPWA funding and \$38,000 was unexpended HOPWA funds from previous years. One hundred percent of these funds were allocated during the 2007 program year.

Exhibit V-1.
HOPWA Amounts Allocated Committed and Drawn, FY2005, FY2006 and FY2007

| HOPWA Fund Type | Grant Year | Amount of Allocation | Allocated to Administration | Committed to Activities | Net Drawn Amount | Available to Commit to Activities | Available to Draw |
|-----------------|------------|----------------------|-----------------------------|-------------------------|------------------|-----------------------------------|-------------------|
| Entitlement | 2005 | \$806,000 | \$67,707 | \$738,293 | \$738,293 | \$0 | \$0 |
| | 2006 | \$818,000 | \$64,370 | \$753,630 | \$753,630 | \$0 | \$0 |
| | 2007 | \$822,000 | \$1,758 | \$806,136 | \$806,136 | \$14,106 | \$14,106 |

Source: IDIS CO4PR01 as of August 28, 2008.

This section of the CAPER discusses how these funds were used to mitigate the housing, shelter and supportive service needs of the State's population with HIV/AIDS.

HIV/AIDS in Indiana

Total population. Among the 50 States and the District of Columbia, Indiana ranked 33rd in reported AIDS cases, with an annual case rate of 6.3 per 100,000 people in 2004.¹ According to the Indiana State Department of Health, 815 new HIV and AIDS cases were reported in Indiana during 2005.

In February 2003, AIDS Housing of Washington completed the Indiana HIV/AIDS Housing Plan for the Indiana Housing and Community Development Authority, the City of Indianapolis and The Damien Center. The study found that as of June 2002, there were a reported 3,368 people living with AIDS and another 3,668 people living with HIV Statewide (7,036 total). Since data have been collected on the epidemic, 11,994 people have been diagnosed with HIV and/or AIDS in Indiana.

Estimates from the Center for Disease Control and Prevention's (CDC) HIV Surveillance Report are slightly higher. As of December 2004, CDC estimated that 3,675 persons were living with HIV and another 3,731 persons were living with AIDS in Indiana (7,406 total).

The State has divided its service areas for people with HIV/AIDS into 12 geographic regions. As of June 2005 2003, Region 1 (Gary) and Region 7 (Indianapolis) accounted for almost 60 percent of people living with HIV in Indiana. However, as of June 2005, at least 140 cases of people living with HIV have been reported in each region. Exhibit V-2 presents the number of people living with HIV by region as of June 2005.

Exhibit V-2. Number of People Living with HIV by Region, June 2005

| Region | Counties | People living with HIV |
|--------------|--|------------------------|
| 1 | Lake, LaPorte, Porter | 1,048 |
| 2 | Elkhart, Fulton, Marshall, Pulaski, St. Joseph, Starke | 500 |
| 3 | Adams, Allen, DeKalb, Huntington, Kosciusko, LaGrange, Noble, Steuben, Wabash, Wells, Whitley | 421 |
| 4 | Benton, Carroll, Clinton, Fountain, Jasper, Montgomery, Newton, Tippecanoe, Warren, White | 154 |
| 5 | Blackford, Delaware, Grant, Jay, Randolph | 160 |
| 6 | Cass, Hamilton, Hancock, Howard, Madison, Miami, Tipton | 443 |
| 7 | Boone, Hendricks, Johnson, Marion, Morgan, Shelby | 3,201 |
| 8 | Clay, Parke, Putnam, Sullivan, Vermillion, Vigo | 273 |
| 9 | Dearborn, Decatur, Fayette, Franklin, Henry, Ohio, Ripley, Rush, Union, Wayne | 141 |
| 10 | Bartholomew, Brown, Greene, Lawrence, Monroe, Owen | 233 |
| 11 | Clark, Crawford, Floyd, Harrison, Jackson, Jefferson, Jennings, Orange, Scott, Switzerland, Washington | 268 |
| 12 | Daviess, Dubois, Gibson, Knox, Martin, Perry, Pike, Posey, Spencer, Vanderburgh, Warrick | 314 |
| Total | | 7,156 |

Source: Indiana HIV/STD Quarterly Report, June 2005.

¹ Center for Disease Control and Prevention, *HIV Surveillance Report, Cases of HIV Infection and AIDS in the United States 2004*, Vol. 16.

Of cumulative cases of HIV and AIDS reported through December 31, 2005 (3,891), by the Indiana State Department of Health, 78 percent of persons in Indiana were male, while approximately 49 percent of the population as a whole is male. In addition to males, African Americans are disproportionately more likely to have the disease. Although White residents of Indiana account for 88 percent of the State's population, only 61 percent of the State's residents with HIV and AIDS are White. Meanwhile, African Americans comprise only 9 percent of the State's population, yet account for one-third of residents living with HIV and AIDS. A study prepared for the National Resource Center on Homelessness and Mental Illness in 1998 stated that HIV infection "is rapidly spreading to the poorest and most marginalized sectors of the U.S. population. It is impacting particularly hard on minority African American and Latino communities."²

According to the *Indiana HIV/AIDS Housing Plan*, although AIDS originated in the metropolitan areas, the epidemic is quickly spreading to rural areas with constrained resources and often a lack of knowledge. In 1999, 6 percent of all new AIDS-related cases were in rural areas.

Outstanding need. The National Resource Center on Homelessness and Mental Illness reported that between one-third and one-half of people with HIV/AIDS are either experiencing homelessness or at imminent risk of homelessness. Using this estimate, providers of services to people with HIV/AIDS estimate that between 30 and 50 percent of the number of people with HIV/AIDS need housing. This suggests housing needs for between 2,150 and 3,580 people living with HIV/AIDS in the State.

Part of the *Indiana HIV/AIDS Housing Plan* study included focus groups of people living with HIV/AIDS in Indiana. These focus groups cited housing affordability as the primary housing challenge. Other concerns noted by the focus group participants included the quality of housing that is affordable to them, the desire to live independently and confidentiality when accessing services. AIDS Housing of Washington also conducted a survey of 418 people living with HIV/AIDS throughout the State. Survey findings were as follows:

- Survey respondents had very low-incomes;
- Many survey respondents received some housing assistance, but most still pay a large portion of their income for housing;
- Consistent with the preferences expressed, the majority of respondents lived alone and rented their homes;
- Behavioral health issues, such as mental health and substance abuse, affected a small but considerable percentage of people living with HIV/AIDS; and
- Many respondents had experienced homelessness.

² *HIV, Homelessness, and Serious Mental Illness: Implications for Policy and Practice*. National Resource Center on Homelessness and Mental Illness.

The survey also collected income and cost burden data of respondents. Exhibit V-3 summarizes median income, median housing costs and the cost burden of respondents by region.

**Exhibit V-3.
Income and Cost
Burden of HIV/AIDS
Survey Respondents,
2001-2002**

Source:

AIDS Housing of Washington, Indiana
HIV/AIDS Housing Plan, February 2003.

| Region | Median Income | Median Housing Costs | Cost Burden |
|----------------------------|---------------|----------------------|-------------|
| Region 1 (Gary) | \$665 | \$415 | 52% |
| Region 2 (South Bend) | \$597 | \$371 | 54% |
| Region 3 (Fort Wayne) | \$601 | \$398 | 52% |
| Region 4 (Lafayette) | \$653 | \$309 | 52% |
| Region 5 (Muncie) | \$595 | \$500 | 53% |
| Region 6 (Anderson) | \$787 | \$467 | 38% |
| Region 7 (Indianapolis) | \$591 | \$413 | 44% |
| Region 8 (Terre Haute) | \$551 | \$513 | 78% |
| Region 9 (Richmond) | \$635 | \$314 | 37% |
| Region 10 (Bloomington) | \$764 | \$453 | 50% |
| Region 11 (Jeffersonville) | \$617 | \$293 | 45% |
| Region 12 (Evansville) | \$598 | \$350 | 43% |

The *Indiana HIV/AIDS Housing Plan* reported there were 143 existing housing units for persons with HIV/AIDS in 2001 and 190 persons receiving long-term rental assistance with HOPWA dollars. Assuming the total number of persons with HIV/AIDS and a need for housing assistance is 2,276 (30 percent of the State's HIV/AIDS population), the State faces an outstanding need of over 2,086 housing units for persons with HIV and AIDS. Surveys indicate that among persons living with HIV/AIDS, most desire to live in single-family homes rather than apartments. The most desired types of housing subsidies are mortgage or rental assistance, followed by subsidized housing and units with some supportive services.

For persons experiencing homelessness who also have HIV/AIDS and a mental illness, fragmented services creates the largest barrier to receiving adequate care. HOPWA funding and care sites allow communities to be part of the Continuum of Care to meet the needs of the HIV/AIDS population. Other homeless service facilities may be able to meet the needs or have trained staff to work with individuals and families living with HIV/AIDS. As a whole, there is a “lack of integration of housing, mental health, substance abuse, and health services...”³ The nature of case management has been to specialize in one particular service area. Therefore, even if case managers want to address the various needs of an individual, often they lack the expertise to do so.

A report entitled *Epidemiological Profile for HIV/AIDS in Indiana 2003* completed for the Indiana State Department of Health in May 2004, reported that in 2002, 4,726 people who were HIV positive had medical and service needs that were not met.

³ *HIV, Homelessness, and Serious Mental Illness: Implications for Policy and Practice*. National Resource Center on Homelessness and Mental Illness.

In addition to living with their illness and inadequate housing situations, persons with HIV and AIDS in need of housing face a number of barriers, including discrimination. According to the 1998 report from the National Resource Center on Homelessness and Mental Illness, persons with HIV/AIDS and persons with a mental illness have long faced discrimination to safe and affordable housing. Landlords and housing providers sometimes fear that physical and architectural elements of their building might create an unsafe environment. Oftentimes, the discrimination is merely based on the stigma associated with the illness.

The co-incidence of other special needs problems with HIV/AIDS can make some individuals even more difficult to house. For example, 10 percent of *Indiana HIV/AIDS Housing Plan* survey respondents indicated alcohol or drug use. Approximately 12 percent of HIV/AIDS survey respondents indicated mental health or psychiatric disability. Among people with mental illness, a high rate of infection is attributed to several factors such as social circumstances, psychopathology, medications and substance abuse. Persons with serious mental illness tend to cycle in and out of homelessness, affecting behaviors in ways not completely understood. Because of the frequent concurrence of substance abuse and mental illness with HIV/AIDS and the need for health care and other supportive services, many of those with HIV/AIDS can be very difficult to serve.⁴

Additionally, the study's Housing Plan Steering Committee, consumers, providers of HIV/AIDS services and survey respondents identified the following barriers to achieving and maintaining housing stability:

- Poor credit;
- Recent criminal history;
- Poor rental history, including prior eviction and money owed to property managers; and
- Active substance abuse.

According to the various caseworkers at the 12 sites serving this population, these specific barriers have been reported to parallel to the challenges faced by the individuals they are serving. Many of the issues that HOPWA clients experience closely resemble the issues that those in poverty experience, but those with HIV/AIDS are facing additional health medical expense barriers.

HOPWA Project Accomplishments

This section discusses how HOPWA funds were allocated and the projects that were funded during the PY2007 in which IHCDCA administered the grant.

Allocation of funds. Application for HOPWA funds are accomplished via submission of an "Annual Plan" that details how respective care sites will administer the HOPWA program. IHCDCA reserves the right and shall have the power to allocate funds irrespective of the annual plan submission, if such intended allocation is (1) in compliance with the applicable statutes; (2) in furtherance of promoting affordable housing and homeless outreach; and (3) determined by IHCDCA's Board of Directors to be in the interests of the citizens of the state of Indiana. In order to

⁴ *HIV, Homelessness, and Severe Mental Illness: Implications for Policy and Practice*, National Resource Center on Homelessness and Mental Illness.

ensure statewide access to HOPWA funds, IHCDA utilizes the Indiana State Department of Health (ISDH) HIV Care Coordination Regions. IHCDA has assigned a maximum funding amount available in each of the eleven regions of the state served by the Indiana HOPWA funds.

HOPWA funds are allocated to the HOPWA Care Coordination Regions on a formula basis assigned by utilizing ISDH's most current epidemiological data showing the current number of reported HIV/AIDS cases in each county. Each Care Coordination Region receives their applicable amount of HOPWA funding based on the total number of reported HIV/AIDS cases in their service. The totals of all counties in a region were added resulting in the final total for each region.

**Exhibit V-4.
HOPWA Funding Allocations by
Regions, PY 2007**

Source:
Indiana Housing and Community Development
Authority.

| Region | Formula Allocation |
|--|--------------------|
| Region 1 Lake, LaPorte, Porter | \$262,133 |
| Region 2 Elkhart, Fulton, Marshall, Pulaski, St. Joseph, Starke | \$119,868 |
| Region 3 Adams, Allen, DeKalb, Huntington, Kosciusko, LaGrange, Noble, Steuben, Wabash, Wells, Whitley | \$116,550 |
| Region 4 Benton, Carroll, Clinton, Fountain, Jasper, Montgomery, Newton, Tippecanoe, Warren, White | \$40,233 |
| Region 5 Blackford, Delaware, Grant, Jay, Randolph | \$38,988 |
| Region 6 Cass, Howard, Madison, Miami, Tipton | \$58,897 |
| Region 8 Clay, Parke, Sullivan, Vermillion, Vigo | \$48,111 |
| Region 9 Decatur, Fayette, Henry, Ripley, Rush, Union, Wayne | \$20,739 |
| Region 10 Bartholomew, Greene, Lawrence, Monroe, Owen | \$50,187 |
| Region 11 Crawford, Jackson, Jefferson, Jennings, Orange, Switzerland | \$7,881 |
| Region 12 Daviness, Dubois, Gibson, Knox, Martin, Perry, Pike, Posey, Spencer, Vanderburgh, Warrick | \$71,755 |
| Total | \$835,340 |

For PY2007 HOPWA funding, IHCDA invited existing project sponsors to submit annual plans detailing their use of HOPWA funds for the period of July 1, 2007 to June 30, 2008.

IHCDA's goal for the HOPWA program is to reduce homelessness and increase housing stability for people living with HIV/AIDS and their families. Existing project sponsors provided information on their HOPWA programs ability to support that goal and deliver the outcome of increasing the availability of housing units for people living with HIV/AIDS and their families and increasing their housing stability.

Eligible activities—formula HOPWA allocation:

- Housing Information
- Resource Identification
- Rental Assistance (Tenant-Based Rental Assistance)
- Rental Assistance Program Delivery
- Short-term Rent, Mortgage and Utility Assistance
- Short-term Rent, Mortgage and Utility Assistance Program Delivery
- Supportive Services
- Operating Costs
- Technical Assistance
- Administration

Eligible applicants for 2007 HOPWA funds. HUD determines the composition of the Indiana EMSA for HOPWA. In PY2007, Indiana continued to work with the Cities of Indianapolis, Cincinnati and Louisville to ensure access for clients in all 92 counties.

1. Non-profit organizations that:

- Are organized under State or local laws;
- Have no part of its net earnings inuring to the benefit of any member, founder, contributor or individual;
- Have a functioning accounting system that is operated in accordance with generally accepted accounting principles, or had designated an entity that will maintain such an accounting system;
- Have among its purposes significant activities related to providing services or housing to persons with acquired immunodeficiency syndrome (AIDS) or related diseases;
- Can demonstrate integration, or the willingness to partner, with the existing HIV/AIDS Continuum of Care in the local region;
- Are eligible to participate in HUD programs (not on HUD's debarred list).

2. Governmental Housing Agencies that:

- Are public housing authorities; or
- Are units of government chartered by the chief executive to provide housing activities within the political jurisdiction.

**Exhibit V-5.
Counties Served by HOPWA Awards, PY2007**

| Counties | | | | |
|-------------|------------|------------|------------|---------------------------|
| Adams | Elkhart | Knox | Owen | Switzerland |
| Allen | Fayette | Kosciusko | Parke | Tippecanoe |
| Bartholomew | Fountain | LaGrange | Perry | Tipton |
| Benton | Fulton | Lake | Pike | Union |
| Blackford | Gibson | LaPorte | Porter | Vanderburgh |
| Carroll | Grant | Lawrence | Posey | Vermillion |
| Cass | Greene | Madison | Pulaski | Vigo |
| Clay | Henry | Marshall | Randolph | Wabash |
| Clinton | Howard | Martin | Ripley | Warren |
| Crawford | Huntington | Miami | Rush | Warrick |
| Daviess | Jackson | Monroe | Spencer | Wayne |
| Decatur | Jasper | Montgomery | St. Joseph | Wells |
| DeKalb | Jay | Newton | Starke | White |
| Delaware | Jefferson | Noble | Steuben | Whitley |
| Dubois | Jennings | Orange | Sullivan | 74 counties served |

Source: Indiana Housing and Community Development Authority.

HOPWA funds and expenditures. During PY2007, approximately \$827,549, or 96 percent, of HOPWA funds were expended. The following exhibit reports the HOPWA funds that were available and the expenditures by type of activity for 2007.

**Exhibit V-6.
HOPWA Funds
and Expenditures,
PY2007**

Note:

Source:

Indiana Housing and Community
Development Authority.

| Type of activity | 2007 | |
|--|------------------|------------------|
| HOPWA Funding Available: | | |
| Unexpended HOPWA funds from previous year | \$38,000 | |
| 2007 HOPWA grant award | <u>\$822,000</u> | |
| Total of HOPWA funds available for 2007 | \$860,000 | |
| HOPWA Awards: | Awarded | Expended |
| Project Sponsor Administrative Costs | \$40,041 | \$39,422 |
| Housing Information Services | \$23,000 | \$22,225 |
| Operating Costs | \$19,363 | \$16,324 |
| Tenant-Based Rental Assistance | \$411,885 | \$410,467 |
| Short-Term Rent, Mortgage & Utility Assistance | \$173,112 | \$172,171 |
| Supportive Services | <u>\$167,939</u> | <u>\$166,941</u> |
| Total of HOPWA program funds | \$835,340 | \$827,549 |
| IHCDA Administration | \$24,660 | \$0 |
| Total of HOPWA funds | \$860,000 | \$827,549 |

HUD recommends that formula grantees allocate 60 percent of their funding towards housing activities. IHCD allocated 70 percent of the HOPWA program award to housing activities. For program year, the 2007 dollar amount and percentages by activity are shown in the following exhibit.

**Exhibit V-7.
HOPWA Allocated
Amounts by Activity,
PY2007**

Source:
Indiana Housing and Community
Development Authority.

| | Amount Allocated | Percent of Total |
|--|---------------------|---------------------|
| Tenant-Based Rental Assistance | \$411,885 | 49% |
| Short-Term Rent, Mortgage & Utility Assistance | \$173,112 | 21% |
| Supportive Services | \$190,939 | 23% |
| Administration | \$40,041 | 5% |
| Operating Costs | \$19,363 | 2% |
| HOPWA Awards Funding | \$835,340 | 100% |

In order to ensure statewide access to HOPWA funds, IHCD utilized the Indiana State Department of Health (ISDH) HIV Care Coordination Regions. HOPWA funds were assigned by using ISDH's most current epidemiological data showing the number of reported HIV/AIDS cases in each county. The total number of cases per county was assigned a percentage in relation to the total number of reported HIV/AIDS cases in all of the counties served by the state EMSA. Each care coordination region received a percentage of the overall HOPWA allocation directly based upon the percentage of those living with HIV/AIDS in that region. The 2007 HOPWA funds were focused upon the provision of housing and housing related to low-income individuals with HIV/AIDS and HOPWA fund distribution for all projects reflected this focus.

Accomplishments. To assist the needs of those who are not homeless but require supportive housing, IHCD contracted with nine HIV/AIDS care sites in Indiana to administer HOPWA statewide. This ensures that supportive housing is provided and maintained by HOPWA eligible clients in Indiana. Types of housing related activities that are funded include but are not limited to: project or tenant based rental assistance and short-term rent or mortgage payments to prevent homelessness. In order to best provide assistance for homeless individuals that are HOPWA eligible, IHCD strongly encouraged participation in the statewide Continuum of Care Network. Additionally, IHCD mandated use of HMIS for all HOPWA beneficiary clients statewide. This ensured that data was collected for HOPWA eligible clients that were homeless from the streets or from the shelter.

During the 2007 HOPWA program year, approximately 6 percent of the HOPWA clients who received housing assistance were homeless from the street or from the shelter. Generally, HOPWA project sponsors met the overall goals and objectives outlined in the Consolidated Plan for the State of Indiana. It is noteworthy that Indiana also maintains an "HIV/AIDS Housing Plan" that details larger goals in the attempt to maintain housing stability and prevent homelessness for those living with HIV/AIDS.

HOPWA project sponsors began coordination within the statewide Continuum of Care network for the first time during the 2006 program year and was continued into 2007. This objective is strongly encouraged by IHCDA and will ensure that HOPWA-eligible clients who are homeless receive services during all upcoming program years. In future program years, an adjustment will be made to ensure that Continuum of Care participation is mandated for all project sponsors that are HOPWA funded.

Overall, program goals and objectives were met during the 2007 program year. This ensured that all HOPWA clients maintained housing stability, although the 2006 program year marked the first time that HMIS was utilized to track HOPWA eligible clients who were homeless from the streets or shelter upon intake. Homeless outreach via the Continuum of Care network was an unmet goal, and for this reason Continuum of Care participation will be mandated for all HOPWA project sponsors in future program years.

In 2006 and 2007, HOPWA project sponsors were also asked by IHCDA to report on Ryan White dollars as means of leveraging, and this marked the first time that all project sponsors considered this funding source as leveraging in Indiana. There was, however, no marked demand for new HOPWA projects for the 2007 program year. Many organizations have had success in receiving other sources of funding for HIV/AIDS and have elected to partner with our existing providers instead of trying to create new programs that may divert limited resources from them. In 2006, for example, Region 1 received funding for a Shelter Plus Care project serving homeless individuals living with HIV/AIDS.

During the 2007 program year specifically, no stewardship or acquisition units were developed using HOPWA dollars from this fiscal year. Indirectly, HOPWA funds benefited clients of some homeless service providers statewide since Continuum of Care participation was encouraged via IHCDA. This allowed HOPWA eligible clients at homeless service providers to receive HOPWA assistance via a HOPWA funded project sponsor. This indirectly benefited all communities that provide services for those living with HIV/AIDS.

Exhibit V-8 on the following page shows the awards and expenditures made for PY2007.

**Exhibit V-8.
HOPWA Awards and Expenditures, PY2007**

| Region | Grantee | Total Award Amount | Total Award Amount Expended | Tenant-Based Rental Assistance | | Short-Term Rent, Mortgage and/or Utility | | Supportive Services | | Operating Costs | | Administrative Funding | |
|--------------|--|--------------------|-----------------------------|--------------------------------|------------------|--|------------------|---------------------|------------------|-----------------|-----------------|------------------------|-----------------|
| | | | | Award | Expended | Award | Expended | Award | Expended | Awarded | Expended | Awarded | Expended |
| 1 | Brothers Uplifting Brothers, Inc. | \$98,025 | \$92,654 | \$63,358 | \$63,358 | \$3,690 | \$3,690 | \$17,453 | \$15,740 | \$7,000 | \$3,961 | \$6,525 | \$5,905 |
| 1 | Greater Hammond Community Services, Inc. | \$164,108 | \$164,063 | \$103,954 | \$103,954 | \$11,667 | \$11,622 | \$37,000 | \$37,000 | \$0 | \$0 | \$11,487 | \$11,487 |
| 2 | AIDS Ministries/AIDS Assist of North Indiana, Inc. | \$119,868 | \$119,868 | \$38,277 | \$38,277 | \$7,900 | \$7,900 | \$52,937 | \$52,937 | \$12,363 | \$12,363 | \$8,390 | \$8,390 |
| 3 | AIDS Task Force, Inc. | \$116,550 | \$114,948 | \$59,907 | \$59,103 | \$37,047 | \$36,309 | \$16,100 | \$16,040 | \$0 | \$0 | \$3,496 | \$3,496 |
| 4 | The Center for Mental Health, Inc. | \$40,233 | \$40,233 | \$15,898 | \$15,898 | \$11,135 | \$11,135 | \$12,034 | \$12,034 | \$0 | \$0 | \$1,166 | \$1,166 |
| 5 | The Center for Mental Health, Inc. | \$38,988 | \$38,988 | \$12,264 | \$12,264 | \$12,688 | \$12,688 | \$12,072 | \$12,072 | \$0 | \$0 | \$1,964 | \$1,964 |
| 6 | The Center for Mental Health, Inc. | \$58,897 | \$58,897 | \$19,529 | \$19,529 | \$18,867 | \$18,867 | \$18,501 | \$18,501 | \$0 | \$0 | \$2,000 | \$2,000 |
| 8 | West Central Indiana ED District/Area 7 Agency | \$48,111 | \$47,345 | \$31,065 | \$30,458 | \$13,678 | \$13,519 | \$0 | \$0 | \$0 | \$0 | \$3,368 | \$3,368 |
| 9 | The Center for Mental Health, Inc. | \$20,739 | \$20,739 | \$10,925 | \$10,925 | \$5,819 | \$5,819 | \$3,845 | \$3,845 | \$0 | \$0 | \$150 | \$150 |
| 10 | Bloomington Hospital, Inc./Positive Link | \$50,187 | \$50,187 | \$23,764 | \$23,764 | \$18,588 | \$18,588 | \$7,835 | \$7,835 | \$0 | \$0 | \$0 | \$0 |
| 11 | Hoosier Hills AIDS Coalition, Inc. | \$7,881 | \$7,881 | \$6,420 | \$6,420 | \$909 | \$909 | \$0 | \$0 | \$0 | \$0 | \$552 | \$552 |
| 12 | AIDS Resource Group of Evansville, Inc. | \$71,755 | \$71,747 | \$26,525 | \$26,517 | \$31,125 | \$31,125 | \$13,162 | \$13,162 | \$0 | \$0 | \$944 | \$944 |
| Total | | \$835,340 | ##### | \$411,885 | \$410,467 | \$173,112 | \$172,171 | \$190,939 | \$189,166 | \$19,363 | \$16,324 | \$40,041 | \$39,422 |

Source: Indiana Housing and Community Development Authority.

Housing activities. The 11 regions of the State that are covered by the State HOPWA funds (Region 7, which includes Indianapolis, is not covered by State HOPWA funds) are available to assist persons with HIV/AIDS through short-term rent, mortgage and utility assistance (STRMU), tenant-based (long-term) rental assistance (TBRA), housing referrals and other supportive services. HOPWA project sponsors served 329 households with short-term assistance and 143 with long-term from July 1, 2007 to June 30, 2008.

HUD sets national housing stability program targets to be that 80 percent of HOPWA clients maintain housing stability, avoid homelessness and access care each year through 2011. According to the following exhibit, 86 percent of households who received TBRA were living in stable housing at the end of PY2007, which exceeds the 80 percent national program target. Forty-seven percent of households that received STRMU were living in stable housing with an additional 41 percent living in a temporarily, stable with reduced risk of homelessness housing situation at the end of PY2007.

**Exhibit V-9.
Housing Stability Outcomes at the End of PY2007**

| Living in... | Tenant-Based Rental Assistance | | Short-Term Rent, Mortgage and Utility Assistance | | Total | |
|-----------------------|--------------------------------|-------------|--|-------------|------------|-------------|
| | Households | Percent | Households | Percent | Households | Percent |
| Stable housing | 123 | 86% | 154 | 47% | 277 | 59% |
| Temporary housing | 12 | 8% | 135 * | 41% | 147 | 31% |
| Unstable arrangements | 5 | 3% | 32 | 10% | 37 | 8% |
| Life event | 3 | 2% | 8 | 2% | 11 | 2% |
| Total | 143 | 100% | 329 | 100% | 472 | 100% |

Note: Long-term rental assistance is the same as tenant-based rental assistance.
Source: Indiana Housing and Community Development Authority.

Exhibit V-10 below shows the agency by geographic service area and the number of households assisted with TBRA and STRMU during PY2007.

**Exhibit V-10.
Number of Households Assisted with Housing Subsidy, 2007**

| Region | Grantee | Total Award Amount | Tenant-Based Rental Assistance | Short-Term Rent, Mortgage and/or Utility Assistance |
|--------|--|--------------------|--------------------------------|---|
| 1 | Brothers Uplifting Brothers, Inc. | \$98,025 | 23 | 4 |
| 1 | Greater Hammond Community Services, Inc. | \$164,108 | 29 | 20 |
| 2 | AIDS Ministries/AIDS Assist of North Indiana, Inc. | \$119,868 | 11 | 21 |
| 3 | AIDS Task Force, Inc. | \$116,550 | 22 | 123 |
| 4 | The Center for Mental Health, Inc. | \$40,233 | 7 | 26 |
| 5 | The Center for Mental Health, Inc. | \$38,988 | 7 | 20 |
| 6 | The Center for Mental Health, Inc. | \$58,897 | 5 | 29 |
| 8 | West Central Indiana ED District/Area 7 Agency | \$48,111 | 8 | 11 |
| 9 | The Center for Mental Health, Inc. | \$20,739 | 4 | 12 |
| 10 | Bloomington Hospital, Inc./Positive Link | \$50,187 | 10 | 25 |
| 11 | Hoosier Hills AIDS Coalition, Inc. | \$7,881 | 2 | 5 |
| 12 | AIDS Resource Group of Evansville, Inc. | \$71,755 | 15 | 38 |
| | Total | \$835,340 | 143 | 334 |

Note: Long-term rental assistance is the same as tenant-based rental assistance.
Source: Indiana Housing and Community Development Authority.

Housing assistance continues to be the most popular line items for the state’s program. Project Sponsors have found the waiting lists for Section 8 to be closed or very long in their respective communities. IHCDA continues to encourage the project sponsors to develop relationships with their local housing authorities to educate them on the need for housing for persons living with HIV/AIDS. While many of project sponsors have the interest to building these relationships, they have yet to devote the time to relationship building.

New housing units created. Since 1993, 48 housing units have been created using HOPWA funding as shown in Exhibit V-11 below. There were no new units constructed during PY2007.

**Exhibit V-11.
HOPWA Housing Units Created, 1993 - 2007**

| Project Sponsor | Facility | Number of Units |
|---|------------------------|-----------------|
| AIDS Task Force Fort Wayne | Jack Ryan House | 19 |
| AIDS Ministries/AIDS Assist | St. Juste House | 1 |
| Partners in Housing Development Corporation | The Burton | 23 |
| Evansville Housing Authority | Cherry St. Development | 5 |
| Total | | 48 |

Source: Indiana Housing and Community Development Authority.

Supportive service activities. IHCDA funded \$190,939 in Supportive Services. Project sponsors conducted the following activities:

- Case management to assist clients in securing permanent housing;
- Case management, client advocacy, access to benefits and services;
- Transportation assistance;
- Housing information assistance;
- Mental health services; and
- Food and nutrition assistance.

Other accomplishments. During the program year, IHCDA provided oversight through on-site technical assistance visits, desktop technical assistance via telephone and e-mail. IHCDA also communicated policy changes and clarifications to project sponsors via HOPWA program memos. IHCDA’s website also contained a section on HOPWA and project sponsors were directed to visit the website for information.

Community Planning Efforts

During the 2007 program year, IHCDA experienced a very strong and productive relationship with the Indiana HIV/AIDS community through their involvement in community planning activities. IHCDA provided a quarterly update on HOPWA usage and information on affordable housing and community development opportunities to the Indiana HIV Consumer Advisory Board. IHCDA worked with the following agencies on affordable housing and/or community development as related to low-income persons living with HIV/AIDS:

- Coalition for Homelessness Intervention and Prevention--Indianapolis
- Indiana AIDS Fund
- Indiana HIV/AIDS Alliance
- Indiana State Department of Health Division of HIV/STD
- Northwest Indiana Housing Summit

IHCDA informed HOPWA project sponsors and the HIV/AIDS community at large of the availability of assistance via Emergency Shelter Grants, Shelter Plus Care, and Section 8 voucher assistance. Moreover, IHCDA fostered HOPWA project sponsor participation in the statewide Continuum of Care network to broaden funding options for project sponsors. Finally, IHCDA named the executive director of Brothers Uplifting Brothers as "Honorary Co-Moderator" of the Indiana Interagency Council on the Homeless in January 2007. This body formally approves annual project ranking for the HUD Balance of State funding application and also oversees the implementation of "Indiana's 10-Year Plan to End Chronic Homelessness."

Compliance

During the 2007 HOPWA program year, site monitoring was completed for five project sponsors, 42 percent of the HOPWA project sponsors in the state. The future goal is to complete site monitoring of 80 percent of the project sponsors per program year.

The Program Monitor utilizes a monitoring tool that looks at comprehensive services, documentation, and finances. All HOPWA program sponsors (10 out of 12) that are also Care Coordination sites were monitored during the 2007 program year by the Indiana State Department of Health for the administration of Ryan White monies.

The tool covers services provided through long term, short term and supportive services. The tool and the site visit covers rental assistance compliance, housing quality standards, financial accountability, source documentation, nondiscrimination/equal opportunity/affirmative outreach, lead hazards, confidentiality, and program management and performance. After the initial monitoring a letter is sent addressing specifics of the financial management, client eligibility/client files, fair housing and equal opportunity/accessibility/lead based paint, procurement, and program management and performance.

Throughout the 2007 program year desk monitoring of monthly claims, client applications, and eligible activities were on going.

Barriers

Barriers that were encountered by HOPWA project sponsors during the 2007 program year and the number of responses were as follows:

- Rental history (5)
- Credit history (4)
- Criminal justice history (4)
- Housing affordability (3)
- Multiple diagnosis (3)
- HOPWA/HUD regulations—(1)
- Planning (1)
- Rent determination and fair market rents (1)
- Transportation (1)

The following provides a description of the barriers that affected the program sponsor's ability to achieve their objectives and outcomes:

- Barriers include the clients poor **credit history**, which leads to a poor **rental history** and that is usually due to the client having a **criminal felony record**. Therefore, this usually provides a problem with most apartment complexes and anyone that completes credit checks. Usually we are able to find individuals with a smaller number of units will to rent houses or apartments due to them not wanting to do the checks.
- **HOPWA/HUD Regulations:** The 21 week limit on assistance for individuals receiving STRMU is a barrier to serving individuals. Many individuals have no regular source of income, are not able to work, and SSI/SSDI determination can take several years for approval. Limiting individuals to only 21 weeks of assistance has detrimental effects on them, including homelessness and an increase in HIV related symptoms. Additionally, not allowing individuals who are considered "homeless" (i.e. living with friends and families) to have access to STRMU further leads to chronic homelessness for individuals and families directly affected by HIV/AIDS.
- **Housing Affordability:** In rural communities, housing falling within FMR is extremely limited, forcing individuals to obtain housing above these guidelines.
- **Multiple Diagnoses:** Of clients receiving HOPWA assistance, the vast majority suffers from serious mental illness and/or substance use. While Supportive Services funds can assist with mental health treatment, substance abuse treatment, and case management activities, the funds available do not begin to meet the needs of the individuals seeking service.
- **Rental History and Criminal Justice History:** Because of the issues addressed above, the clients being served in this program tend to have extensive histories with eviction, breaking lease agreements, and jail or prison sentences. Because of the requirements of many rental agencies, individuals seeking assistance have a high incidence of not being able to obtain safe, secure, affordable housing.
- **Planning:** Technical assistance is needed on how to work with local housing authority and municipalities to identify set aside for persons living with AIDS. The benefit is to create more affordable housing. § Housing Availability: Limited and aging housing stock in region; difficult to find habitable and affordable housing for persons living with AIDS.

- **Transportation:** There is no regional transportation system. There is no non-Medicaid transportation system for PLWH/A; creates significant barriers in accessing medical and housing related supportive services.
- The primary barriers faced by Positive Link in HOPWA program delivery come in two main areas: **housing affordability** and **housing availability**. These issues are geographic in nature. In the city of Bloomington, housing affordability is a significant barrier for many clients. The great influx of university students willing to pay rents significantly higher than FMR decreases the affordability of the rental housing market. Those units that are within the FMR are often not able to pass HQS inspection, and are not a safe option for clients. PL has responded to this issue by developing relationships with landlords, both those who promote themselves as affordable and those who do not. Our more rural areas are owner-occupied, therefore it is difficult for clients who find themselves in need of rental housing. While these clients could move to Bloomington or another larger area within the regions, this response would cause the client to leave behind employment, support systems and cultural familiarity. Indeed, this response would leave the client in a worse position. Again, PL response to this barrier is to develop relationships with the landlords that are present and to maintain communication to decrease the waiting time for units to open when a client is in need.
- Clients often find that in spite of HOPWA assistance landlords hesitate to rent to them because of their credit and rental history. This is especially true of almost any apartment complex, particularly if the client has a felony drug conviction. Clients with drug convictions find it almost impossible to apply for Section 8 rental assistance due to legislation that prohibits those with felony drug convictions from receiving Section 8 assistance. Therefore, clients are often forced to turn to “slumlords” for apartments which tend to be in areas that experience high incidents of violence and drug transactions.
- Case managers advocate for clients with apartment complexes and individual landlords to give them information about the HOPWA program, the method of payment, and its rules and regulations. We also keep a list of landlords whom we know to be good landlords and who will accept HOPWA payments.
- Housing programs could be improved by removing the barrier of denying people with drug convictions access to needed long term assistance via Section 8. This policy backfires by relegating clients to substandard housing in drug infested areas of our cities.

Performance Chart

The HUD required Performance Charts 1 and 2 have recently been combined into the following HOPWA Performance Planned Goal and Actual Outputs chart, as show in Exhibit V-12.

Exhibit V-12.
HOPWA Performance Planned Goal and Actual Outputs, 2007

| HOPWA Performance Planned Goal and Actual Outputs | | Output Households | | | | Funding | |
|---|---|--------------------------|--------------|------------|-----------|---------------------|---------------------|
| | | HOPWA Assistance | | Non-HOPWA | | | |
| | | a. | b. | c. | d. | e. | f. |
| | | Goal | Actual | Goal | Actual | HOPWA Budget | HOPWA Actual |
| Housing Subsidy Assistance | | Output Households | | | | | |
| 1 | Tenant-Based Rental Assistance | 106 | 143 | 0 | 0 | \$411,885.46 | \$140,466.91 |
| 2a. | Households in permanent housing facilities that receive operating subsidies/leased units | 106 | 143 | 0 | 0 | \$411,885.46 | \$140,466.91 |
| 2b. | Households in transitional/short-term housing facilities that receive operating subsidies/leased units | 0 | 0 | 0 | 0 | \$0 | \$0 |
| 3a. | Households in permanent housing facilities developed with capital funds and placed in service during the program year | 0 | 0 | 0 | 0 | \$0 | \$0 |
| 3b. | Households in transitional/short-term housing facilities developed with capital funds and placed in service during the program year | 0 | 0 | 0 | 0 | \$0 | \$0 |
| 4 | Short-Term Rent, Mortgage and Utility Assistance | 221 | 329 | 123 | 78 | \$173,111.77 | \$172,170.65 |
| 5 | Adjustments for duplication (subtract) | | | | | | |
| 6 | Total Housing Subsidy Assistance | 327 | 472 | 123 | 78 | \$584,997.23 | \$582,637.56 |
| Housing Development (Construction and Stewardship of facility based housing) | | Output Units | | | | | |
| 7 | Facility-based units being developed with capital funding but not opened (show units of housing planned) | N/A | N/A | N/A | N/A | 0 | 0 |
| 8 | Stewardship Units subject to 3 or 10 year use agreements | N/A | N/A | N/A | N/A | | |
| 9 | Total Housing Developed | 0 | 0 | 0 | 0 | 0 | 0 |
| Supportive Services | | Output Households | | | | | |
| 10a. | Supportive Services provided by project sponsors also delivering HOPWA housing assistance | 435 | 555 | | | | |
| 10b. | Supportive Services provided by project sponsors serving households who have other housing arrangements | 233 | 291 | | | | |
| 11 | Adjustment for duplication (subtract) | | | | | | |
| 12 | Total Supportive Services | 668 | 846 | | | \$167,940.67 | \$166,940.67 |
| Housing Placement Assistance Activities | | | | | | | |
| 13 | Housing Information Services | 1,133 | 1,442 | | | \$23,000.00 | 22,225 |
| 14 | Permanent Housing Placement Services | 0 | 0 | | | \$0 | \$0 |
| 15 | Adjustment for duplication | | | | | | |
| 16 | Total Housing Placement Assistance | 1,133 | 1,442 | | | \$23,000.00 | \$22,225 |
| Grant Administration and Other Activities | | | | | | | |
| 17 | Resource Identification to establish, coordinate and develop housing assistance resources | | | | | \$0 | \$0 |
| 18 | Technical Assistance (if approved in grant agreement) | | | | | \$0.00 | \$0 |
| 19 | Grantee Administration (maximum 3% of total HOPWA grant) | | | | | \$0.00 | \$24,660 |
| 20 | Project Sponsor Administration (maximum 7% of portion of HOPWA grant awarded) | | | | | \$40,041.24 | \$39,421.98 |
| Total Expenditures for program year (Sum of rows 6, 9, 12, 16, and 20) | | | | | | \$815,979.14 | \$811,225.21 |

Source: Indiana Housing and Community Development Authority.

HOPWA CAPER Measuring Performance Outcomes (HUD-40110-D)



Housing Opportunities for Persons With AIDS (HOPWA) Program

Consolidated Annual Performance and Evaluation Report (CAPER) Measuring Performance Outcomes

OMB Number 2506-0133 (Expiration Date: 12/31/2010)

The HOPWA CAPER report for formula grantees provides annual information on program accomplishments in meeting the program's performance outcome measure: maintain housing stability; improve access to care; and reduce the risk of homelessness for low-income persons and their families living with HIV/AIDS. This information is also covered under the Consolidated Plan Management Process (CPMP) report and includes Narrative Responses and Performance Charts required under the Consolidated Planning Regulations. The public reporting burden for the collection of information is estimated to average 45 hours per manual response, or less if an automated data collection and retrieval system is in use, along with 68 hours for record keeping, including the time for reviewing instructions, searching existing data sources, gathering and maintaining the data needed, and completing and reviewing the collection of information. Grantees are required to report on the activities undertaken only, thus there may be components of these reporting requirements that may not be applicable. This agency may not conduct or sponsor, and a person is not required to respond to a collection of information unless that collection displays a valid OMB control number.

Overview. The Consolidated Annual Performance and Evaluation Report (CAPER) provides annual performance reporting on client outputs and outcomes that enables an assessment of grantee performance in achieving the housing stability outcome measure. The CAPER, in conjunction with the Integrated Disbursement Information System (IDIS), fulfills statutory and regulatory program reporting requirements and provides the grantee and HUD with the necessary information to assess the overall program performance and accomplishments against planned goals and objectives

HOPWA formula grantees are required to submit a CAPER, and complete annual performance information for all activities undertaken during each program year in the IDIS, demonstrating coordination with other Consolidated Plan resources. HUD uses the CAPER and IDIS data to obtain essential information on grant activities, project sponsors, housing sites, units and households, and beneficiaries (which includes racial and ethnic data on program participants). The Consolidated Plan Management Process tool (CPMP) provides an optional tool to integrate the reporting of HOPWA specific activities with other planning and reporting on Consolidated Plan activities.

The revisions contained within this edition are designed to accomplish the following: (1) provide for an assessment of unmet need; (2) streamline reporting sources and uses of leveraged resources; (3) differentiate client outcomes for temporary/short-term and permanent facility-based assistance; (4) clarify indicators for short-term efforts and reducing the risk of homelessness; and (5) clarify indicators for Access to Care and Support for this special needs population. In addition, grantees are requested to comply with the Federal Funding Accountability and Transparency Act 2006 (Public Law 109-282) which requires federal grant recipients to provide general information for all entities (including subrecipients) receiving \$25,000+ in federal funds.

Table of Contents

PART 1: Executive Summary

1. Grantee Information
2. Project Sponsor Information
3. Contractor(s) or Subcontractor(s) Information
 - A. Grantee and Community Overview
 - B. Annual Performance under the Action Plan
 - C. Barriers or Trends Overview
 - D. Assessment of Unmet Housing Needs

PART 2: Sources of Leveraging

PART 3: Accomplishment Data

PART 4: Summary of Performance Outcomes

1. Housing Stability: Permanent Housing and Related Facilities
2. Prevention of Homelessness: Short-Term Housing Payments
3. Access to Care and Support: Housing Assistance with Supportive Services

PART 5: Worksheet - Determining Housing Stability Outcomes

PART 6: Certification of Continued Use for HOPWA Facility-Based Stewardship Units (Only)

Continued Use Periods. Grantees that use HOPWA funds for new construction, acquisition, or substantial rehabilitation are required to operate their facilities for ten years for HOPWA-eligible beneficiaries. For the years in which grantees do not receive and expend HOPWA funding for these activities, the grantee must submit an Annual Certification of Continued Project Operation throughout the required use periods. This certification is included in Part 5 in CAPER.

Final Assembly of Report. After the entire report is assembled, please number each page sequentially.

Filing Requirements. Within 90 days of the completion of each program year, grantees must submit their completed CAPER to the CPD Director in the grantee's State or Local HUD Field Office, and to the HOPWA Program Office: Office of HIV/AIDS Housing, Room 7212, U.S. Department of Housing and Urban Development, 451 Seventh Street, SW, Washington, D.C. 20410.

Definitions: Facility-Based Housing Assistance: All HOPWA housing expenditures which provide support to facilities, including community residences, SRO dwellings, short-term or transitional facilities, project-

based units, master leased units, scattered site units leased by the organization, and other housing facilities approved by HUD.

Grassroots Organization: An organization headquartered in the local community where it provides services; has a social services budget of \$300,000 or less annually; and six or fewer full-time equivalent employees. Local affiliates of national or larger organizations are not considered "grassroots."

Housing Assistance Total: The non-duplicated number of households receiving housing subsidies and residing in units of facilities that were dedicated to persons living with HIV/AIDS and their families that were supported with HOPWA or leveraged funds during this operating year.

In-kind Leveraged Resources: These involve additional types of support provided to assist HOPWA beneficiaries such as volunteer services, materials, use of equipment and building space. The actual value of the support can be the contribution of professional services, based on customary rates for this specialized support, or actual costs contributed from other leveraged resources. In determining a rate for the contribution of volunteer time and services, use the rate established in HUD notices, such as the rate of ten dollars per hour. The value of any donated material, equipment, building, or lease should be based on the fair market value at time of donation. Related documentation can be from recent bills of sales, advertised prices, appraisals, or other information for comparable property similarly situated.

Leveraged Funds: The amount of funds expended during the operating year from non-HOPWA federal, state, local, and private sources by grantees or sponsors in dedicating assistance to this client population. Leveraged funds or other assistance used directly in HOPWA program delivery.

Output: The number of units of housing or households that receive HOPWA housing assistance during the operating year.

Outcome: The HOPWA assisted households who have been enabled to establish or better maintain a stable living environment in housing that is safe, decent, and sanitary, (per the regulations at 24 CFR 574.310(b)) and to reduce the risks of homelessness, and improve access to HIV treatment and other health care and support. The goal that eighty percent of HOPWA clients will maintain housing stability, avoid homelessness, and access care by 2011.

Permanent Housing Placement: A supportive housing service that helps establish the household in the housing unit, including reasonable costs for security deposits not to exceed two months of rental costs).

Program Income: Gross income directly generated from the use of HOPWA funds, including repayments. See grant administration requirements on program income for state and local governments at 24 CFR 85.25, or for non-profits at 24 CFR 84.24.

Short-Term Rent, Mortgage and Utility Payments (STRMU): Subsidy or payments subject to the 21-week limited time period to prevent the homelessness of a household (e.g., HOPWA short-term rent, mortgage and utility payments).

Stewardship Units: Units developed, where HOPWA funds were used for acquisition, new construction and rehabilitation, but no longer receive operating subsidies. Report information for the units subject to the three-year use agreement if rehabilitation is non-substantial, and those subject to the ten-year use agreement if rehabilitation is substantial.

Tenant-Based Rental Assistance: (TBRA): An on-going rental housing subsidy for units leased by the client, where the amount is determined based in part on household income and rent costs. Project-based costs are considered facility-based expenditures.

Total by Type of Housing Assistance/Services: The non-duplicated households assisted in units by type of housing assistance dedicated to persons living with HIV/AIDS and their families or services provided that were supported with HOPWA and leveraged funds during the operating year

Housing Opportunities for Persons with AIDS (HOPWA) Consolidated Annual Performance and Evaluation Report - Measuring Performance Outcomes

OMB Number 2506-0133 (Expiration Date: 12/31/2010)

Part 1: Grantee Executive Summary

As applicable, complete the charts below followed by the submission of a written narrative to questions A through C, and the completion of Chart D. Chart 1 requests general grantee information and Chart 2 is to be completed for each organization selected or designated as a project sponsor, as defined by CFR 574.3. In Chart 3, indicate each subrecipient organization with a contract/agreement of \$25,000 or greater that assists grantees or project sponsors carrying out their activities. Agreements include: grants, subgrants, loans, awards, cooperative agreements, and other forms of financial assistance; and contracts, subcontracts, purchase orders, task orders, and delivery orders. These elements address requirements in the Federal Funding and Accountability and Transparency Act of 2006 (Public Law 109-282).

1. Grantee Information

| | | | | |
|--|--------------|--|--|-------|
| HUD Grant Number INH07F999 | | Operating Year for this report <i>From (mm/dd/yy)</i> 07/01/2007 <i>To (mm/dd/yy)</i> 06/30/2008 | | |
| Grantee Name Indiana Housing and Community Development Authority | | | | |
| Business Address | | 30 S. Meridian, Suite 100 | | |
| City, County, State, Zip | Indianapolis | Marion | Indiana | 46204 |
| Employer Identification Number (EIN) or Tax Identification Number (TIN) | 35-1485172 | | DUN & Bradstreet Number (DUNS) if applicable 086870479 | |
| Congressional District of Business Address | 7th | | | |
| *Congressional District(s) of Primary Service Area(s) | Statewide | | | |
| *Zip Code(s) of Primary Service Area(s) | Statewide | | | |
| *City(ies) and County(ies) of Primary Service Area(s) | Statewide | | | |
| Organization's Website Address www.ihcda.in.gov | | Does your organization maintain a waiting list? <input type="checkbox"/> Yes <input checked="" type="checkbox"/> No If yes, explain in the narrative section how this list is administered. | | |
| Have you prepared any evaluation reports? <i>If so, please indicate the location on an Internet site (url) or attach copy.</i> | | | | |

* Service delivery area information only needed for program activities being directly carried out by the grantee

2. Project Sponsor Information In Chart 2, provide the following information for each organization designated or selected to serve as a project sponsor, as defined by CFR 574.3.

| | | | | |
|--|--|--|--|-------|
| Project Sponsor Agency Name AIDS MINISTRIES/AIDS ASSIT OF NORTH INDIANA, INC. | | Parent Company Name, if applicable N/A | | |
| Name and Title of Contact at Project Sponsor Agency | DAVID CLIFTON, DIRECTOR OF HOUSING | | | |
| Email Address | dclif@aidsministries.org | | | |
| Business Address | 201 S WILLIAM STREET | | | |
| City, County, State, Zip, | SOUTH BEND | ST. JOSEPH | INDIANA | 46601 |
| Phone Number (with area codes) | 574-234-2870 | | Fax Number (with area code) 574-232-2872 | |
| Employer Identification Number (EIN) or Tax Identification Number (TIN) | 35-1902136 | | DUN & Bradstreet Number (DUNs) if applicable 793023276 | |
| Congressional District of Business Location of Sponsor | 2 | | | |
| Congressional District(s) of Primary Service Area(s) | 2, 3 | | | |
| Zip Code(s) of Primary Service Area(s) | 46601, 46516 | | | |
| City(ies) and County(ies) of Primary Service Area(s) | SOUTH BEND, ELKHART, GOSHEN, PLYMOUTH, KNOX, WINAMAC, ROCHESTER | | ST. JOSEPH, ELKHART, MARSHALL, STATKE, PULASKI, FULTON | |
| Total HOPWA contract amount for this Organization | \$119,867.50 | | | |
| Organization's Website Address aidsministries.org | | Does your organization maintain a waiting list? <input checked="" type="checkbox"/> Yes <input type="checkbox"/> No If yes, explain in the narrative section how this list is administered. | | |
| Is the sponsor a nonprofit organization? <input checked="" type="checkbox"/> Yes <input type="checkbox"/> No <i>Please check if yes and a faith-based organization.</i> <input type="checkbox"/> <i>Please check if yes and a grassroots organization.</i> <input type="checkbox"/> | | The names are listed on a grease board by order of when they were submitted to us. These names are received from various resources. The first name received goes at the top of the list and is the first person to be eligible for housing when an opportunity occurs. | | |

| | | | | |
|---|--|--|--|-------|
| Project Sponsor Agency Name AIDS RESOURCE GROUP OF EVANSVILLE | | Parent Company Name, if applicable N/A | | |
| Name and Title of Contact at Project Sponsor Agency | BRIAN REVALEE, EXECUTIVE DIRECTOR | | | |
| Email Address | brev928@yahoo.com | | | |
| Business Address | 201 NW FOURTH STREET, SUITE B7 | | | |
| City, County, State, Zip, | EVANSVILLE | VANDERBURGH | INDIANA | 47708 |
| Phone Number (with area codes) | 812.421.0059 | | Fax Number (with area code) 812.424.9509 | |
| Employer Identification Number (EIN) or Tax Identification Number (TIN) | 35-1834665 | | DUN & Bradstreet Number (DUNs) if applicable 827745647 | |
| Congressional District of Business Location of Sponsor | IN 08 | | | |
| Congressional District(s) of Primary Service Area(s) | IN 08, IN 09 | | | |
| Zip Code(s) of Primary Service Area(s) | 47666, 47512, 47591, 47546, 47713, 47715, 47711, 47712, 47714, 47610, 47501, 47670, 47630, 47720, 47725, 47520, 47635, 47553, 47546, 47542, 47639, 47527 | | | |
| City(ies) and County(ies) of Primary Service Area(s) | EVANSVILLE | | POSEY, VANDERBURGH, WARRICK, SPENCER, PERRY, GIBSON, DUBOIS, DAVIESS, KNOX, MARTIN, PIKE | |
| Total HOPWA contract amount for this Organization | \$71,754.95 | | | |
| Organization's Website Address www.argevansville.org | | Does your organization maintain a waiting list? <input checked="" type="checkbox"/> Yes <input type="checkbox"/> No If yes, explain in the narrative section how this list is administered. | | |
| Is the sponsor a nonprofit organization? <input checked="" type="checkbox"/> Yes <input type="checkbox"/> No <i>Please check if yes and a faith-based organization.</i> <input type="checkbox"/> <i>Please check if yes and a grassroots organization.</i> <input checked="" type="checkbox"/> | | Clients are placed on a waiting list in a first come-first served nature. Agency staffing determines greatest need when a position becomes available for a client to be put on assistance. In addition, past utilization of HOPWA funds is examined. | | |

| | | | | |
|--|--|--|-------|---|
| Project Sponsor Agency Name AIDS TASK FORCE | | Parent Company Name, if applicable N/A | | |
| Name and Title of Contact at Project Sponsor Agency | | ERMA AKER | | |
| Email Address | | aker@aidstortwayne.org | | |
| Business Address | | 525 OXFORD STREET | | |
| City, County, State, Zip, | | FORT WAYNE | ALLEN | INDIANA 46806 |
| Phone Number (with area codes) | | 260.744.1144 | | Fax Number (with area code) 260.745.0978 |
| Employer Identification Number (EIN) or Tax Identification Number (TIN) | | 31-1191147 | | DUN & Bradstreet Number (DUNs) if applicable |
| Congressional District of Business Location of Sponsor | | 3 rd | | |
| Congressional District(s) of Primary Service Area(s) | | 3 rd | | |
| Zip Code(s) of Primary Service Area(s) | | 46802-46899 in FORT WAYNE, 46750, 46725, 46703, etc. | | |
| City(ies) and County(ies) of Primary Service Area(s) | | FORT WAYNE, AUBURN, ANGOLA, HUNTINGTON, WARSAW, COLUMBIA CITY, BLUFFTON, ALBION, etc. | | ADAMS, ALLEN, DEKALB, NOBLE, WELLS, WABASH, WHITLEY, STEUBEN, HUNTINGTON, LAGRANGE, KOSCIUSKO |
| Total HOPWA contract amount for this Organization | | \$116,549.82 | | |
| Organization's Website Address AIDSFortWayne.org | | Does your organization maintain a waiting list? <input type="checkbox"/> Yes <input checked="" type="checkbox"/> No | | |
| Is the sponsor a nonprofit organization? <input checked="" type="checkbox"/> Yes <input type="checkbox"/> No <i>Please check if yes and a faith-based organization.</i> <input type="checkbox"/> <i>Please check if yes and a grassroots organization.</i> <input type="checkbox"/> | | If yes, explain in the narrative section how this list is administered. | | |

| | | | | |
|--|--|--|--------|--|
| Project Sponsor Agency Name BLOOMINGTON HOSPITAL/POSITIVE LINK | | Parent Company Name, if applicable N/A | | |
| Name and Title of Contact at Project Sponsor Agency | | JILL L. STOWERS, MSW, LSW | | |
| Email Address | | jstowers@bloomingtonhospital.org | | |
| Business Address | | 333 E. MILLER DRIVE | | |
| City, County, State, Zip, | | BLOOMINGTON | MONROE | INDIANA 47401 |
| Phone Number (with area codes) | | 812.353.9150 | | Fax Number (with area code) 812.353.3226 |
| Employer Identification Number (EIN) or Tax Identification Number (TIN) | | 35-1720796 | | DUN & Bradstreet Number (DUNs) if applicable 07-205-2137 |
| Congressional District of Business Location of Sponsor | | 9 th | | |
| Congressional District(s) of Primary Service Area(s) | | 9 th | | |
| Zip Code(s) of Primary Service Area(s) | | 47401 | | |
| City(ies) and County(ies) of Primary Service Area(s) | | BLOOMINGTON, COLUMBUS | | MONROE, OWEN, GREENE, LAWRENCE, BARTHOLOMEW |
| Total HOPWA contract amount for this Organization | | \$50,186.70 | | |
| Organization's Website Address www.bloomingtonhospital.org | | Does your organization maintain a waiting list? <input checked="" type="checkbox"/> Yes <input type="checkbox"/> No | | |
| Is the sponsor a nonprofit organization? <input checked="" type="checkbox"/> Yes <input type="checkbox"/> No <i>Please check if yes and a faith-based organization.</i> <input type="checkbox"/> <i>Please check if yes and a grassroots organization.</i> <input type="checkbox"/> | | If yes, explain in the narrative section how this list is administered. List is kept as people apply. PL maintains a priority policy. As openings occur people are moved onto the program based on priority ranking. | | |

| | | | | |
|--|--|--|---|-------|
| Project Sponsor Agency Name BROTHERS UPLIFTING BROTHERS | | Parent Company Name, if applicable N/A | | |
| Name and Title of Contact at Project Sponsor Agency | TONY GILLESPIE | | | |
| Email Address | tgillespie@bubnwi.org | | | |
| Business Address | 6111 HARRISON STREET | | | |
| City, County, State, Zip, | MERRILLVILLE | LAKE | INDIANA | 46410 |
| Phone Number (with area codes) | 219.985.2008 | | Fax Number (with area code) 219.887.1518 | |
| Employer Identification Number (EIN) or Tax Identification Number (TIN) | 35-2086892 | | DUN & Bradstreet Number (DUNs) if applicable 0658418222 | |
| Congressional District of Business Location of Sponsor | 1 | | | |
| Congressional District(s) of Primary Service Area(s) | 1, 2 | | | |
| Zip Code(s) of Primary Service Area(s) | 46402-10, 46312, 46323-27, 46319, 46350-52 | | | |
| City(ies) and County(ies) of Primary Service Area(s) | GARY, EAST CHICAGO, HAMMOND, MERRILLVILLE, LAPORTE | | LAKE, LAPORTE, PORTER | |
| Total HOPWA contract amount for this Organization | \$98,024.59 | | | |
| Organization's Website Address www.bubnwi.org | | Does your organization maintain a waiting list? <input type="checkbox"/> Yes <input checked="" type="checkbox"/> No | | |
| Is the sponsor a nonprofit organization? <input checked="" type="checkbox"/> Yes <input type="checkbox"/> No <i>Please check if yes and a faith-based organization.</i> <input type="checkbox"/> <i>Please check if yes and a grassroots organization.</i> <input type="checkbox"/> | | If yes, explain in the narrative section how this list is administered. | | |

| | | | | |
|--|---|---|--|-------|
| Project Sponsor Agency Name THE CENTER FOR MENTAL HEALTH, INC. (REGION 4) | | Parent Company Name, if applicable N/A | | |
| Name and Title of Contact at Project Sponsor Agency | JULIE FOLTZ, HIV PROGRAM MANAGER | | | |
| Email Address | foltzj@cfmh.org | | | |
| Business Address | PO BOX 304 | | | |
| City, County, State, Zip, | ELWOOD | MADISON | INDIANA | 46036 |
| Phone Number (with area codes) | 765.552.8352 | | Fax Number (with area code) 765.552.8347 | |
| Employer Identification Number (EIN) or Tax Identification Number (TIN) | 35-1143925 | | DUN & Bradstreet Number (DUNs) if applicable 075629514 | |
| Congressional District of Business Location of Sponsor | 6 th | | | |
| Congressional District(s) of Primary Service Area(s) | 4 th | | | |
| Zip Code(s) of Primary Service Area(s) | 47901 | | | |
| City(ies) and County(ies) of Primary Service Area(s) | TIPPECANOE, WHITE, MONTGOMERY, CLINTON, CARROLL, FOUNTAIN, BENTON, NEWTON, JASPER, WARREN | | LAFAYETTE, MONTICELLO, CRAWFORDSVILLE, FRANKFORT | |
| Total HOPWA contract amount for this Organization | \$40,232.70 | | | |
| Organization's Website Address www.cfmh.org | | Does your organization maintain a waiting list? <input checked="" type="checkbox"/> Yes <input type="checkbox"/> No | | |
| Is the sponsor a nonprofit organization? <input checked="" type="checkbox"/> Yes <input type="checkbox"/> No <i>Please check if yes and a faith-based organization.</i> <input type="checkbox"/> <i>Please check if yes and a grassroots organization.</i> <input type="checkbox"/> | | If yes, explain in the narrative section how this list is administered. A waiting list is maintained for long-term housing assistance. Applicants are reviewed based on several criteria that include level of need, if children are in the home and access to other resources. | | |

| | | | | |
|--|--|--|--|---------------|
| Project Sponsor Agency Name THE CENTER FOR MENTAL HEALTH, INC. (REGION 5) | | Parent Company Name, if applicable N/A | | |
| Name and Title of Contact at Project Sponsor Agency | | JULIE FOLTZ, HIV PROGRAM MANAGER | | |
| Email Address | | foltzj@cfmh.org | | |
| Business Address | | PO BOX 304 | | |
| City, County, State, Zip, | | ELWOOD | MADISON | INDIANA 46036 |
| Phone Number (with area codes) | | 765.552.8352 | Fax Number (with area code) 765.552.8347 | |
| Employer Identification Number (EIN) or Tax Identification Number (TIN) | | 35-1143925 | DUN & Bradstreet Number (DUNs) if applicable 075629514 | |
| Congressional District of Business Location of Sponsor | | 6 th | | |
| Congressional District(s) of Primary Service Area(s) | | 5 th | | |
| Zip Code(s) of Primary Service Area(s) | | 47304 | | |
| City(ies) and County(ies) of Primary Service Area(s) | | MUNCIE, MARION, WINCHESTER, HARTFORD CITY | DELAWARE, GRANT, JAY, BLACKFORD, RANDOLPH | |
| Total HOPWA contract amount for this Organization | | \$38,988.22 | | |
| Organization's Website Address www.cfmh.org | | Does your organization maintain a waiting list? <input checked="" type="checkbox"/> Yes <input type="checkbox"/> No If yes, explain in the narrative section how this list is administered. | | |
| Is the sponsor a nonprofit organization? <input checked="" type="checkbox"/> Yes <input type="checkbox"/> No <i>Please check if yes and a faith-based organization.</i> <input type="checkbox"/> <i>Please check if yes and a grassroots organization.</i> <input type="checkbox"/> | | Waiting list is maintained on a first come, first served basis; however priority is given to individuals/households living on street/shelter or households with children. All requests are reviewed and awards are determined based on applicant eligibility and need. | | |

| | | | | |
|--|--|--|--|---------------|
| Project Sponsor Agency Name THE CENTER FOR MENTAL HEALTH, INC. (REGION 6) | | Parent Company Name, if applicable N/A | | |
| Name and Title of Contact at Project Sponsor Agency | | JULIE FOLTZ, HIV PROGRAM MANAGER | | |
| Email Address | | foltzj@cfmh.org | | |
| Business Address | | PO BOX 304 | | |
| City, County, State, Zip, | | ELWOOD | MADISON | INDIANA 46036 |
| Phone Number (with area codes) | | 765.552.8352 | Fax Number (with area code) 765.552.8347 | |
| Employer Identification Number (EIN) or Tax Identification Number (TIN) | | 35-1143925 | DUN & Bradstreet Number (DUNs) if applicable 075629514 | |
| Congressional District of Business Location of Sponsor | | 6 th | | |
| Congressional District(s) of Primary Service Area(s) | | 5 th | | |
| Zip Code(s) of Primary Service Area(s) | | 46011, 46012, 46013, 46014, 46015, 46016, 46017, 46018, 46302, 46304, 46304, 46305, 46306, 46307, 46308 | | |
| City(ies) and County(ies) of Primary Service Area(s) | | MUNCIE, ANDERSON | CASS, HOWARD, MADISON, MIAMI, TIPTON | |
| Total HOPWA contract amount for this Organization | | \$58,897.15 | | |
| Organization's Website Address www.cfmh.org | | Does your organization maintain a waiting list? <input checked="" type="checkbox"/> Yes <input type="checkbox"/> No If yes, explain in the narrative section how this list is administered. | | |
| Is the sponsor a nonprofit organization? <input checked="" type="checkbox"/> Yes <input type="checkbox"/> No <i>Please check if yes and a faith-based organization.</i> <input type="checkbox"/> <i>Please check if yes and a grassroots organization.</i> <input type="checkbox"/> | | Waiting list is maintained on a first come, first served basis; however priority is given to individuals/households living on street/shelter or households with children. | | |

| | | | | |
|--|--|--|--|---------------|
| Project Sponsor Agency Name THE CENTER FOR MENTAL HEALTH, INC. (REGION 9) | | Parent Company Name, if applicable N/A | | |
| Name and Title of Contact at Project Sponsor Agency | | JULIE FOLTZ, HIV PROGRAM MANAGER | | |
| Email Address | | foltzj@cfmh.org | | |
| Business Address | | PO BOX 304 | | |
| City, County, State, Zip, | | ELWOOD | MADISON | INDIANA 46036 |
| Phone Number (with area codes) | | 765.552.8352 | Fax Number (with area code) 765.552.8347 | |
| Employer Identification Number (EIN) or Tax Identification Number (TIN) | | 35-1143925 | DUN & Bradstreet Number (DUNs) if applicable 075629514 | |
| Congressional District of Business Location of Sponsor | | 6 th | | |
| Congressional District(s) of Primary Service Area(s) | | 6 th | | |
| Zip Code(s) of Primary Service Area(s) | | 47374 | | |
| City(ies) and County(ies) of Primary Service Area(s) | | RICHMOND, NEW CASTLE, CONNERSVILLE | WAYNE, HENRY, FAYETTE, DECATUR, RIPLEY, RUSH, UNION | |
| Total HOPWA contract amount for this Organization | | \$20,738.59 | | |
| Organization's Website Address www.cfmh.org | | Does your organization maintain a waiting list? <input checked="" type="checkbox"/> Yes <input type="checkbox"/> No If yes, explain in the narrative section how this list is administered. | | |
| Is the sponsor a nonprofit organization? <input checked="" type="checkbox"/> Yes <input type="checkbox"/> No <i>Please check if yes and a faith-based organization.</i> <input type="checkbox"/> <i>Please check if yes and a grassroots organization.</i> <input type="checkbox"/> | | A waiting list is maintained for long-term housing assistance. Applicants are reviewed based on several criteria that include level of need, if children are in the home and access to other resources. | | |

| | | | | |
|---|--|--|---|---------------|
| Project Sponsor Agency Name GREATER HAMMOND COMMUNITY SERVICES, INC. | | Parent Company Name, if applicable N/A | | |
| Name and Title of Contact at Project Sponsor Agency | | TIMOTHY P. COTTINGHAM, EXECUTIVE DIRECTOR | | |
| Email Address | | Timothycottingham@yahoo.com | | |
| Business Address | | 824 HOFFMAN STREET | | |
| City, County, State, Zip, | | HAMMOND | LAKE | INDIANA 46327 |
| Phone Number (with area codes) | | 219.932.4800 | Fax Number (with area code) 219.933.3452 | |
| Employer Identification Number (EIN) or Tax Identification Number (TIN) | | 35-1398205 | DUN & Bradstreet Number (DUNs) if applicable | |
| Congressional District of Business Location of Sponsor | | 1 st | | |
| Congressional District(s) of Primary Service Area(s) | | 1 st | | |
| Zip Code(s) of Primary Service Area(s) | | 46401, 46402, 46403, 46404, 46405, 46406, 46407, 46408, 46409, 46320, 46323, 46324, 46325, 46327, 46312, 46383, 46384, 46385, 46368 | | |
| City(ies) and County(ies) of Primary Service Area(s) | | HAMMOND, GARY, EAST CHICAGO, MERRILLVILLE, WHITING, PORTAGE, VALPARAISO, MICHIGAN CITY, LAPORTE | LAKE, PORTER, LAPORTE | |
| Total HOPWA contract amount for this Organization | | \$164,108.32 | | |
| Organization's Website Address N/A | | Does your organization maintain a waiting list? <input checked="" type="checkbox"/> Yes <input type="checkbox"/> No If yes, explain in the narrative section how this list is administered. | | |
| Is the sponsor a nonprofit organization? <input checked="" type="checkbox"/> Yes <input type="checkbox"/> No <i>Please check if yes and a faith-based organization.</i> <input type="checkbox"/> <i>Please check if yes and a grassroots organization.</i> <input checked="" type="checkbox"/> | | The list is maintained by the Housing Services Coordinator in a first come first off basis | | |

| | | | | |
|--|--|--|---|-------|
| Project Sponsor Agency Name HOOSIER HILLS AIDS COALITION | | Parent Company Name, if applicable N/A | | |
| Name and Title of Contact at Project Sponsor Agency | DOROTHY WATERHOUSE, TREASURER | | | |
| Email Address | DWATERHOUSE@CCHDAIDS.WIN.NET | | | |
| Business Address | 1403 SPRING STREET #200 | | | |
| City, County, State, Zip, | JEFFERSONVILLE | CLARK | INDIANA | 47130 |
| Phone Number (with area codes) | 812.288.2706 | | Fax Number (with area code) 812.288.1474 | |
| Employer Identification Number (EIN) or Tax Identification Number (TIN) | 35-1987583 | | DUN & Bradstreet Number (DUNs) if applicable | |
| Congressional District of Business Location of Sponsor | 9 | | | |
| Congressional District(s) of Primary Service Area(s) | 9 | | | |
| Zip Code(s) of Primary Service Area(s) | 47118, 47274, 47250, 47265, 47454, 47043 | | | |
| City(ies) and County(ies) of Primary Service Area(s) | ENGLISH, SEYMOUR, MADISON, NORTH VERNON, PAOLI, VEVAY | | CRAWFORD, JACKSON, JEFFERSON, JENNIGINGS, ORANGE, SWITZERLAND | |
| Total HOPWA contract amount for this Organization | \$7,880.80 | | | |
| Organization's Website Address | | Does your organization maintain a waiting list? <input type="checkbox"/> Yes <input checked="" type="checkbox"/> No | | |
| Is the sponsor a nonprofit organization? <input checked="" type="checkbox"/> Yes <input type="checkbox"/> No <i>Please check if yes and a faith-based organization.</i> <input type="checkbox"/> <i>Please check if yes and a grassroots organization.</i> <input type="checkbox"/> | | If yes, explain in the narrative section how this list is administered. | | |

| | | | | |
|--|--|--|--|-------|
| Project Sponsor Agency Name WCIEDD AREA 7 AGENCY ON AGING | | Parent Company Name, if applicable N/A | | |
| Name and Title of Contact at Project Sponsor Agency | DEBBIE HARDAS, HOPWA COORDINATOR | | | |
| Email Address | dhardas@aol.com | | | |
| Business Address | PO BOX 350 | | | |
| City, County, State, Zip, | TERRE HAUTE | VIGO | INDIANA | 47808 |
| Phone Number (with area codes) | 812.238.1561 | | Fax Number (with area code) 812.238.1564 | |
| Employer Identification Number (EIN) or Tax Identification Number (TIN) | 35-1146685 | | DUN & Bradstreet Number (DUNs) if applicable 040306789 | |
| Congressional District of Business Location of Sponsor | 8 th | | | |
| Congressional District(s) of Primary Service Area(s) | 8 th | | | |
| Zip Code(s) of Primary Service Area(s) | 47808 | | | |
| City(ies) and County(ies) of Primary Service Area(s) | TERRE HAUTE | | CLAY, VIGO, PARKE, SULLIVAN, VERMILLION | |
| Total HOPWA contract amount for this Organization | \$48,110.66 | | | |
| Organization's Website Address www.westcentralIN.com | | Does your organization maintain a waiting list? <input type="checkbox"/> Yes <input checked="" type="checkbox"/> No | | |
| Is the sponsor a nonprofit organization? <input checked="" type="checkbox"/> Yes <input type="checkbox"/> No <i>Please check if yes and a faith-based organization.</i> <input type="checkbox"/> <i>Please check if yes and a grassroots organization.</i> <input type="checkbox"/> | | If yes, explain in the narrative section how this list is administered. | | |

3. Subrecipient Information

In Chart 3, provide the following information for each subrecipient with a contract/agreement of \$25,000 or greater that assist the grantee or project sponsors to carry out their administrative or service delivery functions. Agreements include: grants, subgrants, loans, awards, cooperative agreements, and other forms of financial assistance; and contracts, subcontracts, purchase orders, task orders, and delivery orders. (Organizations listed may have contracts with project sponsors or other organizations beside the grantee.) These elements address requirements in the Federal Funding and Accountability and Transparency Act of 2006 (Public Law 109-282).

| | | | |
|--|--|---------------------------------------|---|
| Subrecipient Name | | Parent Company (if applicable) | |
| BBC Research & Consulting | | N/A | |
| Name and Title of Contact at Subrecipient | Heidi Aggeler, Director | | |
| Email Address | haggeler@bbcresearch.com | | |
| Business Address | 3773 Cherry Creek North Drive, Suite 850 | | |
| City, State, Zip, County | Denver | CO | 80209 Denver |
| Phone Number (with area code) | 303.321.2547 | | Fax Number (with area code) |
| | | | 303.399.0448 |
| Employer Identification Number (EIN) or Tax Identification Number (TIN) | 84-0929035 | | DUN & Bradstreet Number (DUNs) if applicable |
| North American Industry Classification System (NAICS) Code | [REDACTED] | | |
| Congressional District of Location | Colorado 1 st Congressional District | | |
| Congressional District of Primary Service Area | Nationwide | | |
| Zip Code of Primary Service Area(s) | Nationwide | | |
| City(ies) and County(ies) of Primary Service Area(s) | Nationwide | | |
| Total HOPWA Contract Amount | [REDACTED] | | |

A. Grantee and Community Overview

Provide a one to three page narrative summarizing major achievements and highlights that were proposed and completed during the program year. Include a brief description of the grant organization, area of service, the name(s) of the program contact(s), and an overview of the range/type of housing activities provided. This overview may be used for public information, including posting on HUD's website. *Note: Text fields are expandable.*

Indiana Housing and Community Development Authority (IHCDA) is a quasi-autonomous state governmental organization that provides rental and shelter assistance to low-income Indiana residents via federal funding streams such as Section 8 assistance, Housing Opportunities for Persons with AIDS, and Emergency Shelter Grants. Community development initiatives are also fostered statewide via funding streams such as Community Development Block Grants.

As a HOPWA formula grantee, IHCDA received \$822,2000 for the 2007 program year. IHCDA contracts with HIV/AIDS care sites to administer the HOPWA program statewide. Application for HOPWA funds are accomplished via submission of an "Annual Plan" that details how respective care sites will administer the HOPWA program. IHCDA reserves the right and shall have the power to allocate funds irrespective of the annual plan submission, if such intended allocation is (1) in compliance with the applicable statutes; (2) in furtherance of promoting affordable housing and homeless outreach; and (3) determined by IHCDA's Board of Directors to be in the interests of the citizens of the state of Indiana. In order to ensure statewide access to HOPWA funds, IHCDA utilizes the Indiana State Department of Health (ISDH) HIV Care Coordination Regions. IHCDA has assigned a maximum funding amount available in each of the eleven regions of the state served by the Indiana HOPWA funds. HOPWA funds are allocated to the HOPWA Care Coordination Regions on a formula basis assigned by utilizing ISDH's most current epidemiological data showing the current number of reported HIV/AIDS cases in each county. Each Care Coordination Region receives their applicable amount of HOPWA funding based on the total number of reported HIV/AIDS cases in their service. All statewide counties are served under the State HOPWA program except the following: Boone, Brown, Clark, Dearborn, Floyd, Franklin, Hamilton, Hancock, Harrison, Hendricks, Johnson, Morgan, Ohio, Putnam, Scott, Shelby, and Washington.

The purpose of HOPWA is to provide states and localities with the resources and incentives to devise long-term comprehensive strategies for meeting the housing and support services needs of low-income persons with AIDS and HIV-related diseases. A broad range of housing-related activities may be funded under HOPWA, including, but not limited to: project or tenant based rental assistance; supportive services; short-term rent or mortgage payments to prevent homelessness; and technical assistance in establishing/operating a community residence. The following lists the 2007 program year project sponsors, the amount of HOPWA awarded, the amount expended, their county coverage and their 2007 activities and accomplishments:

The existing project sponsors are:

AIDS Ministries/AIDS Assist of North Indiana, Inc.

HOPWA Amount Awarded: \$119,868

HOPWA Award Expended: \$119,868

Service Area: Region 2—Elkhart, Fulton, Marshall, Pulaski, St. Joseph and Starke counties

Activities: Administration, operating costs, rental assistance, short-term rent, mortgage and utility assistance, supportive services

Accomplishments: Provided rental assistance to 11 households

Provided short-term rent, mortgage and utility assistance to 21 households

Provided supportive services to 159 households

AIDS Resource Group of Evansville, Inc.

HOPWA Amount Awarded: \$71,755

HOPWA Award Expended: \$71,747

Service Area: Region 12—Daviess, Dubois, Gibson, Knox, Martin, Perry, Pike, Posey, Spencer, Vanderburgh, and Warrick counties

Activities: Administration; rental assistance; short-term rent, mortgage and utility assistance; and supportive services

Accomplishments: Provided rental assistance to 15 households

Provided short-term rent, mortgage and utility assistance to 38 households

Provided supportive services to 135 households

AIDS Task Force, Inc.

HOPWA Amount Awarded: \$116,550

HOPWA Award Expended: \$114,948

Service Area: Region 3—Adams, Allen, DeKalb, Huntington, Kosciusko, LaGrange, Noble, Steuben, Wabash, Wells, and Whitley counties

Activities: Administration; rental assistance; short-term rent, mortgage and utility assistance; and supportive services

Accomplishments: Provided rental assistance to 22 households

Provided short-term rent, mortgage and utility assistance to 123 households

Provided supportive services to 193 households

Bloomington Hospital, Inc./Positive Link

HOPWA Amount Awarded: \$50,187

HOPWA Award Expended: \$80,187

Service Area: Region 10—Bartholomew, Greene, Lawrence, Monroe, and Owen counties

Activities: Rental assistance; short-term rent, mortgage and utility assistance; and supportive services

Accomplishments: Provided rental assistance to 10 households

Provided short-term rent, mortgage and utility assistance to 25 households

Provided supportive services to 156 households

Brothers Uplifting Brothers, Inc.

HOPWA Amount Awarded: \$98,025

HOPWA Award Expended: \$92,654

Service Area: Region 1—Lake, LaPorte, and Porter counties

Activities: Administration; housing information; operating costs; rental assistance; short-term rent, mortgage and utility assistance; and supportive services

Accomplishments: Provided rental assistance to 23 households

Provided short-term rent, mortgage and utility assistance to 4 households

Provided supportive services to 24 households

Provided housing information to 900 family members

Assisted 22 households through operating costs

The Center for Mental Health, Inc.

HOPWA Amount Awarded: \$40,233

HOPWA Award Expended: \$40,233

Service Area: Region 4—Benton, Carroll, Clinton, Fountain, Jasper, Montgomery, Newton, Tippecanoe, Warren, and White counties

Activities: Administration; housing information; rental assistance; short-term rent, mortgage and utility assistance; and supportive services

Accomplishments: Provided rental assistance to 7 households

Provided short-term rent, mortgage and utility assistance to 26 households

Provided supportive services to 22 households

Provided housing information to 49 family members

The Center for Mental Health, Inc.

HOPWA Amount Awarded: \$38,988

HOPWA Award Expended: \$38,988

Service Area: Region 5—Blackford, Delaware, Grant, Jay, and Randolph counties

Activities: Administration; housing information; rental assistance; short-term rent, mortgage and utility assistance; and supportive services

Accomplishments: Provided rental assistance to 7 households

Provided short-term rent, mortgage and utility assistance to 20 households

Provided supportive services to 32 households

Provided housing information to 42 family members

The Center for Mental Health, Inc.

HOPWA Amount Awarded: \$58,897

HOPWA Award Expended: \$58,897

Service Area: Region 6—Cass, Howard, Madison, Miami, and Tipton counties

Activities: Administration; housing information; rental assistance; short-term rent, mortgage and utility assistance; and supportive services

Accomplishments: Provided rental assistance to 5 households

Provided short-term rent, mortgage and utility assistance to 29 households

Provided supportive services to 58 households

Provided housing information to 94 family members

The Center for Mental Health, Inc.

HOPWA Amount Awarded: \$20,739

HOPWA Award Expended: \$20,739

Service Area: Region 9—Decatur, Fayette, Henry, Ripley, Rush, Union, and Wayne counties

Activities: Administration; housing information; rental assistance; short-term rent, mortgage and utility assistance; and supportive services

Accomplishments: Provided rental assistance to 4 households

Provided short-term rent, mortgage and utility assistance to 12 households

Provided supportive services to 24 households

Provided housing information to 49 family members

Greater Hammond Community Services, Inc.

HOPWA Amount Awarded: \$164,108

HOPWA Award Expended: \$164,063

Service Area: Region 1—Lake, LaPorte, and Porter counties

Activities: Administration; rental assistance; short-term rent, mortgage and utility assistance; and supportive services

Accomplishments: Provided rental assistance to 29 households

Provided short-term rent, mortgage and utility assistance to 20 households

Provided supportive services to 49 households

Hoosier Hills AIDS Coalition, Inc.
HOPWA Amount Awarded: \$7,881
HOPWA Award Expended: \$7,881
Service Area: Region 11—Crawford, Jackson, Jefferson, Jennings, Orange, and Switzerland counties
Activities: Administration; rental assistance; and short-term rent, mortgage and utility assistance
Accomplishments: Provided rental assistance to 2 households
Provided short-term rent, mortgage and utility assistance to 5 households

West Central Indiana Economic Development District/Area 7 Agency on Aging
HOPWA Amount Awarded: \$48,111
HOPWA Award Expended: \$47,345
Service Area: Region 8—Clay, Parke, Sullivan, Vermillion, and Vigo counties
Activities: Administration; rental assistance; and short-term rent, mortgage and utility assistance
Accomplishments: Provided rental assistance to 8 households
Provided short-term rent, mortgage and utility assistance to 11 households

Objectives that were proposed and accomplished included the use of long-term HOPWA funds to decrease homelessness and maintain housing stability. The project sponsors listed above provided HOPWA subsidies in Indiana in order to ensure that HOPWA eligible clients were served accordingly and maintained housing. In order to decrease homelessness for those living with HIV/AIDS in Indiana, IHCD strongly promoted HOPWA care site participation in the statewide Continuum of Care network.

B. Annual Performance under the Action Plan

Provide a narrative addressing each of the following four items:

1. Outputs Reported. Describe significant accomplishments or challenges in achieving the number of housing units supported and the number households assisted with HOPWA funds during this operating year compared to plans for this assistance, as approved in the Consolidated Plan/Action Plan. Describe how HOPWA funds were distributed during your program year among different categories of housing and geographic areas to address needs throughout the grant service area, consistent with approved plans.

To assist the needs of those who are not homeless but require supportive housing, IHCD contracted with nine HIV/AIDS care sites in Indiana to administer HOPWA statewide. This ensures that supportive housing is provided and maintained by HOPWA eligible clients in Indiana. Types of housing related activities that are funded include but are not limited to: project or tenant based rental assistance and short-term rent or mortgage payments to prevent homelessness. In order to best provide assistance for homeless individuals that are HOPWA eligible, IHCD strongly encouraged participation in the statewide Continuum of Care Network. Additionally, IHCD mandated use of HMIS for all HOPWA beneficiary clients statewide. This ensured that data was collected for HOPWA eligible clients that were homeless from the streets or from the shelter.

During the 2007 HOPWA program year, approximately 6 percent of HOPWA clients who received housing assistance were homeless from the street or from the shelter. Generally, HOPWA project sponsors met the overall goals and objectives outlined in the Consolidated Plan for the State of Indiana. It is noteworthy that Indiana also maintains an “HIV/AIDS Housing Plan” that details larger goals in the attempt to maintain housing stability and prevent homelessness for those living with HIV/AIDS. HOPWA project sponsors began coordination within the statewide Continuum of Care network for the first time during the 2006 program year. This objective is strongly encouraged by IHCD and will ensure that HOPWA-eligible clients who are homeless receive services during all upcoming program years. In future program years, an adjustment will be made to ensure that Continuum of Care participation is mandated for all project sponsors that are HOPWA funded.

HOPWA dollars were allocated statewide utilizing a formula allocation based upon epidemiological data for those living with HIV/AIDS (procured from the Indiana State Department of Health). Each care coordination region received a percentage of the overall HOPWA allocation directly based upon the percentage of those living with HIV/AIDS in that region. 2007 HOPWA funds were focused upon the provision of housing and housing related to low-income individuals with HIV/AIDS and HOPWA fund distribution for all projects reflected this focus.

2. Outcomes Assessed. Assess program goals against actual client outcomes for achieving housing stability, reducing risks of homelessness, and improving access to care. If current year results are lower than the national program targets (80 percent of HOPWA clients maintain housing stability, avoid homelessness and access care), please describe the steps being taken to achieve the national outcome goal in next operating year.

During the 2007 HOPWA program year, approximately 6 percent of the HOPWA clients who received housing assistance were homeless from the street or from the shelter. Generally, HOPWA project sponsors met the overall goals and objectives outlined in the Consolidated Plan for the State of Indiana, as shown in Part 3 of this report in the HOPWA Performance Planned Goal and Actual Outputs table.

According to the following exhibit, 86 percent of households who received TBRA were living in stable housing at the end of program year 2007, which exceeds national program target of 80 percent. Forty-seven percent of households that received STRMU were living in stable housing with an additional 41 percent who were living in a temporarily, stable with reduced risk of homelessness housing situation at the end of program year 2007.

**Exhibit 1.
Housing Stability At the End of Program Year 2007**

| Living in... | Tenant-Based Rental Assistance | | Short-Term Rent, Mortgage and Utility Assistance | | Total | |
|-----------------------|--------------------------------|-------------|--|-------------|------------|-------------|
| | Households | Percent | Households | Percent | Households | Percent |
| Stable housing | 123 | 86% | 154 | 47% | 277 | 59% |
| Temporary housing | 12 | 8% | 135 * | 41% | 147 | 31% |
| Unstable arrangements | 5 | 3% | 32 | 10% | 37 | 8% |
| Life event | <u>3</u> | <u>2%</u> | <u>8</u> | <u>2%</u> | <u>11</u> | <u>2%</u> |
| Total | 143 | 100% | 329 | 100% | 472 | 100% |

Note: A life event is the same as a death of the client. * Temporarily, stable with reduced risk of homelessness.

Source: Indiana Housing and Community Development Authority.

3. Coordination. Report on program coordination with other mainstream housing and supportive services resources, including the use of committed leveraging from other public and private sources that helped to address needs for eligible persons identified in the Consolidated Plan/Strategic Plan.

Indiana maintains an “HIV/AIDS Housing Plan” that details larger goals in the attempt to maintain housing stability and prevent homelessness for those living with HIV/AIDS. HOPWA project sponsors began coordination within the statewide Continuum of Care network for the first time during the 2006 program year. This objective was strongly encouraged by IHCD and will ensure that HOPWA-eligible clients who are homeless receive services during all upcoming program years. In future program years, an adjustment will be made to ensure that Continuum of Care participation is mandated for all project sponsors that are HOPWA funded.

In 2006 and 2007, HOPWA project sponsors were asked by IHCD to report on Ryan White dollars as means of leveraging, and this marked the first time that all project sponsors considered this funding source as leveraging in Indiana. There was, however, no marked demand for new HOPWA projects for the 2007 program year. Many organizations have had success in receiving other sources of funding for HIV/AIDS and have elected to partner with our existing providers instead of trying to create new programs that may divert limited resources from them. In 2006, for example, Region 1 received funding for a Shelter Plus Care project serving homeless individuals living with HIV/AIDS.

4. Technical Assistance. Describe any program technical assistance needs and how they would benefit program beneficiaries.

The following are response provided directly from the project sponsors:

- There is a need for state training for traditional and non-traditional HIV/AIDS housing services providers on moving clients from homelessness to being housed; not all community providers understand the cycle of HIV/AIDS related homelessness and the psycho-social specifics. It would be beneficial, because increasing awareness will increase cultural competence to ensure a better service outcome for persons living with AIDS experiencing homelessness.
- Technical assistance is needed on how to work with local housing authority and municipalities to identify set aside housing and resources for persons living with AIDS. The benefit is to create more affordable housing.
- Cultural competency training for providers to ensure that effective homelessness and housing service are provided to PLWH without compromising compassion, empathy and dignity.

C. Barriers and Trends Overview

Provide a narrative addressing items 1 through 3. Explain how barriers and trends affected your program's ability to achieve the objectives and outcomes discussed in the previous section.

1. Describe any barriers (including regulatory and non-regulatory) encountered, actions taken in response to barriers, and recommendations for program improvement. Provide an explanation for each barrier selected.

- | | | | |
|---|--|--|--|
| <input checked="" type="checkbox"/> HOPWA/HUD Regulations [1] | <input checked="" type="checkbox"/> Planning [1] | <input checked="" type="checkbox"/> Housing Availability [2] | <input checked="" type="checkbox"/> Rent Determination and Fair Market Rents [1] |
| <input type="checkbox"/> Discrimination/Confidentiality | <input checked="" type="checkbox"/> Multiple Diagnoses [3] | <input type="checkbox"/> Eligibility | <input type="checkbox"/> Technical Assistance or Training |
| <input type="checkbox"/> Supportive Services | <input checked="" type="checkbox"/> Credit History [4] | <input checked="" type="checkbox"/> Rental History [5] | <input checked="" type="checkbox"/> Criminal Justice History [4] |
| <input checked="" type="checkbox"/> Housing Affordability [3] | <input checked="" type="checkbox"/> Other, please explain further [TRANSPORTATION] [1] | | |

The following are response provided directly from the project sponsors:

1. Barriers:

- Barriers include the clients **poor credit history**, which leads to a **poor rental history** and that is usually due to the client having a **criminal felony record**. Therefore, this usually provides a problem with most apartment complexes and anyone that completes credit checks. Usually we are able to find individuals with a smaller number of units will to rent houses or apartments due to them not wanting to do the checks.
- HOPWA/HUD Regulations:** The 21 week limit on assistance for individuals receiving STRMU is a barrier to serving individuals. Many individuals have no regular source of income, are not able to work, and SSI/SSDI determination can take several years for approval. Limiting individuals to only 21 weeks of assistance has detrimental effects on them, including homelessness and an increase in HIV related symptoms. Additionally, not allowing individuals who are considered "homeless" (i.e. living with friends and families) to have access to STRMU further leads to chronic homelessness for individuals and families directly affected by HIV/AIDS.
- Housing Affordability:** In rural communities, housing falling within FMR is extremely limited, forcing individuals to obtain housing above these guidelines.
- Multiple Diagnoses:** Of clients receiving HOPWA assistance, the vast majority suffer from serious mental illness and/or substance use. While Supportive Services funds can assist with mental health treatment, substance abuse treatment, and case management activities, the funds available do not begin to meet the needs of the individuals seeking service.
- Rental History and Criminal Justice History:** Because of the issues addressed above, the clients being served in this program tend to have extensive histories with eviction, breaking lease agreements, and jail or prison sentences. Because of the requirements of many rental agencies, individuals seeking assistance have a high incidence of not being able to obtain safe, secure, affordable housing.
- Planning:** Technical assistance is needed on how to work with local housing authority and municipalities to identify set aside for persons living with AIDS. The benefit is to create more affordable housing.
- Housing Availability:** Limited and aging housing stock in region; difficult to find habitable and affordable housing for persons living with AIDS.
- Transportation:** There is no regional transportation system. There is no non-Medicaid transportation system for PLWH/A; creates significant barriers in accessing medical and housing related supportive services.
- The primary barriers faced by Positive Link in HOPWA program delivery come in two main areas: **housing affordability** and **housing availability**. These issues are geographic in nature. In the city of Bloomington, housing affordability is a significant barrier for many clients. The great influx of university students willing to pay rents significantly higher than FMR decreases the affordability of the rental housing market. Those units that are within the FMR are often not able to pass HQS inspection, and are not a safe option for clients. PL has responded to this issue by developing relationships with landlords, both those who promote themselves as affordable and those who do not. Our more rural areas are owner-occupied, therefore it is difficult for clients who find themselves in need of rental housing. While these clients could move to Bloomington or another larger area within the regions, this response would cause the client to leave behind employment, support systems and cultural familiarity. Indeed, this response would leave the client in a worse position. Again, PL response to this barrier is to develop relationships with the landlords that are present and to maintain communication so as to decrease the waiting time for units to open when a client is in need.
- Clients often find that in spite of HOPWA assistance landlords hesitate to rent to them because of their credit and rental history. This is especially true of almost any apartment complex, particularly if the client has a felony drug conviction. Clients with drug convictions find it almost impossible to apply for Section 8 rental assistance due to legislation that prohibits those with felony drug convictions from receiving Section 8 assistance. Therefore, clients are often forced to turn to "slumlords" for apartments which tend to be in areas that experience high incidents of violence and drug transactions.
- Case managers advocate for clients with apartment complexes and individual landlords to give them information about the HOPWA program, the method of payment, and its rules and regulations. We also keep a list of landlords whom we know to be good landlords and who will accept HOPWA payments.
- Housing programs could be improved by removing the barrier of denying people with drug convictions access to needed long term assistance via Section 8. this policy backfires by relegating clients to substandard housing in drug infested areas of our cities.

2. Describe any trends in the community that may affect the way in which the needs of persons living with HIV/AIDS are being addressed, and provide any other information important to the future provision of services to this population.

The following are response provided directly from the project sponsors:

2. Trends in communities:

- We are seeing many more persons becoming homeless due to drug use/abuse issues. This office employs four case managers and one substance abuse counselor to help combat these issues.
- Community service providers continue to gain awareness of the issues surrounding HIV/AIDS and the needs of individuals and families directly affected by HIV/AIDS. In the past year, our HIV program has been contacted by social service programs of local hospitals, substance abuse treatment facilities, high schools, colleges, universities, and the Regional Continuum of Care (both for Anderson/Muncie/Marion and Kokomo) in an effort to provide education about the disease process and the services available
- HIV/AIDS and non HIV/AIDS housing and other service providers are seemingly unaware of the cycle of homeless that psycho-social aspects of moving a person from homelessness, to temporary to permanent. There is definite lack of cultural competence.
- There are no specific new trends to the service delivery for people in this area infected with HIV. The primary concerns have been noted above (housing affordability and housing availability), and are being addressed to best of the ability of the program.
- The stigma that HIV positive people experienced in the 80's and 90's is dying a slow death, even in Indiana. What this means is that landlords and other service providers who were reluctant to serve people with HIV because of fear of transmission and because of homophobia and negative assumptions about people with HIV are not serving this population gladly and without reluctance.
- Many more people from the rural areas of our district are coming to us for services and typically they are very sick before they get into services. Our clientele are also exhibiting more serious mental illness such as bi-polar disorder, schizophrenia and borderline personality disorder as well as being addicted to cocaine, methamphetamine and heroin.

3. Identify any evaluations, studies, or other assessments of the HOPWA program that are available to the public.

The following are response provided directly from the project sponsors:

3. Additional evaluations, studies or other assessments:

The most recent housing study conducted related to persons living with AIDS was conducted in 2004-2005 by Positive Link to direct the future housing plan for the agency. Results of that study are available from Positive Link by request.

D. Unmet Housing Needs: An Assessment of Unmet Housing Needs

In Chart 1, provide an assessment of the number of HOPWA-eligible households that require housing assistance but are not currently served by HOPWA in this service area.

In Line 1, report the total unmet need of the geographical service area, as reported in *Unmet Needs for Persons with HIV/AIDS*, Table 1B of the Consolidated or Annual Plan(s), or as reported under HOPWA worksheet in the Needs Workbook of the Consolidated Planning Management Process (CPMP) tool. *Note: Report most current data available, through Consolidated or Annual Plan(s), and account for local housing issues, or changes in HIV/AIDS cases, by using combination of one or more of the sources in Chart 2.*

In Rows a through c, enter the number of HOPWA-eligible households by type of housing assistance whose housing needs are not met. For an approximate breakdown of overall unmet need by type of housing assistance refer to the Consolidated or Annual Plan (s), CPMP tool or local distribution of funds.

1. Assessment of Unmet Need for HOPWA-eligible Households

| | |
|--|---------|
| 1. Total number of households that have unmet housing needs | = 4,225 |
| From Item 1, identify the number of households with unmet housing needs by type of housing assistance | |
| a. Tenant-Based Rental Assistance (TBRA) | = 2,639 |
| b. Short-Term Rent, Mortgage and Utility payments (STRMU) | = 1,586 |
| c. Housing Facilities, such as community residences, SRO dwellings, other housing facilities | = |

2. Recommended Data Sources for Assessing Unmet Need (check all sources used)

| |
|--|
| <input checked="" type="checkbox"/> = Data as reported in the area Consolidated Plan, e.g. Table 1B, CPMP charts, and related narratives |
| <input type="checkbox"/> = Data established by area HIV/AIDS housing planning and coordination efforts, e.g. Continuum of Care |
| <input type="checkbox"/> = Data from client information provided in Homeless Management Information Systems (HMIS) |
| <input type="checkbox"/> = Data from project sponsors or housing providers, including waiting lists for assistance or other assessments on need |
| <input type="checkbox"/> = Data from prisons or jails on persons being discharged with HIV/AIDS, if mandatory testing is conducted |
| <input type="checkbox"/> = Data from local Ryan White Planning Councils or reported in CARE Act Data Reports, e.g. number of clients with permanent housing |
| <input type="checkbox"/> = Data collected for HIV/AIDS surveillance reporting or other health assessments, e.g. local health department or CDC surveillance data |

End of PART 1

PART 2: Sources of Leveraging

Report the source(s) of cash or in-kind leveraged federal, state, local or private resources identified in the Consolidated or Annual Plan and used in the delivery of the HOPWA program and the amount of leveraged dollars.

| [1] Sources of Leveraging | | Total Amount of Leveraged Dollars (for this operating year) | |
|---------------------------|---|---|--|
| | | [2] Housing Assistance | [3] Supportive Services and other non-direct housing costs |
| 1. | Program Income | = \$584,997.23 | = \$230,981.91 |
| 2. | Federal government (please specify): | = \$117,853.00 | = \$104,953.00 |
| | S+C | = \$68,427.00 | = |
| | HUD SHP | = \$24,812.00 | = \$33,100.00 |
| | PATH | \$17,856.00 | \$71,853.00 |
| | LIHEAP | = \$6,800.00 | = |
| 3. | State government (please specify) | = \$16,500.00 | = \$797,750.00 |
| | Emergency Shelter | = \$16,500.00 | = |
| | ISDH Care Coordination | = | = \$602,000.00 |
| | ISDH Special Populations Support Program | = | = \$184,500.00 |
| | Ryan White Care Act | = | = \$11,250.00 |
| 4. | Local government (please specify) | = \$8,936.00 | = \$26,444.00 |
| | City of South Bend emergency Shelter | = \$8,936.00 | = |
| | Substance Abuse Council | = | = \$11,500.00 |
| | United Way | = | = \$14,944.00 |
| 5. | Foundations and other private cash resources (please specify) | = \$63,400.00 | = \$77,240.06 |
| | United Way of St. Joe County | = \$14,000.00 | = \$34,334.00 |
| | MAC Foundation | = \$5,000.00 | = \$5,041.06 |
| | Indiana Aids Fund | = \$34,350.00 | = \$15,000.00 |
| | Broadway Cares | = \$5,000.00 | = \$10,000.00 |
| | Change for Change | = \$2,000.00 | = |
| | CAG | = \$2,200.00 | = |
| | University | = \$850.00 | = |
| | Church Donations | = | = \$200.00 |
| | Food Pantry | = | = \$2,500.00 |
| | CAESARS | = | = \$165.00 |
| | Fort Wayne Community Foundation | = | = \$10,000.00 |
| 6. | In-kind Resources | = | = |
| 7. | Resident rent payments in Rental, Facilities, and Leased Units | = \$5,354.00 | = \$9,650.00 |
| 8. | Grantee/project sponsor (Agency) cash | = | = \$31,000.00 |
| 9. | TOTAL (Sum of 1-7) | = \$797,082.23 | = \$1,278,018.97 |

End of PART 2

PART 3: Accomplishment Data - Planned Goal and Actual Outputs

In Chart 1, enter performance information (goals and actual outputs) for all activities undertaken during the operating year supported with HOPWA funds. Performance is measured by the number of households and units of housing that were supported with HOPWA or other federal, state, local, or private funds for the purposes of providing housing assistance and support to persons living with HIV/AIDS and their families. *Note: The total households assisted with HOPWA funds and reported in PART 3 of the CAPER should be the same as reported in the annual year-end IDIS data, and goals reported should be consistent with the Annual Plan information. Any discrepancies or deviations should be explained in the narrative section of PART 1.*

1. HOPWA Performance Planned Goal and Actual Outputs

| HOPWA Performance Planned Goal and Actual | | Output Households | | | | Funding | |
|---|---|--------------------------|--------------|------------|-----------|---------------------|---------------------|
| | | HOPWA Assistance | | Non-HOPWA | | e. | f. |
| | | a. | b. | c. | d. | | |
| | | Goal | Actual | Goal | Actual | HOPWA Budget | HOPWA Actual |
| Housing Subsidy Assistance | | Output Households | | | | | |
| 1. | Tenant-Based Rental Assistance | 106 | 143 | 0 | 0 | \$411,885.46 | \$140,466.91 |
| 2a. | Households in permanent housing facilities that receive operating subsidies/leased units | 106 | 143 | 0 | 0 | \$411,885.46 | \$140,466.91 |
| 2b. | Households in transitional/short-term housing facilities that receive operating subsidies/leased units | 0 | 0 | 0 | 0 | \$0 | \$0 |
| 3a. | Households in permanent housing facilities developed with capital funds and placed in service during the program year | 0 | 0 | 0 | 0 | \$0 | \$0 |
| 3b. | Households in transitional/short-term housing facilities developed with capital funds and placed in service during the program year | 0 | 0 | 0 | 0 | \$0 | \$0 |
| 4. | Short-Term Rent, Mortgage and Utility Assistance | 221 | 329 | 123 | 78 | \$173,111.77 | \$172,170.65 |
| 5. | Adjustments for duplication (subtract) | | | | | | |
| 6. | Total Housing Subsidy Assistance | 327 | 472 | 123 | 78 | \$584,997.23 | \$582,637.56 |
| Housing Development (Construction and Stewardship of facility based housing) | | Output Units | | | | | |
| 7. | Facility-based units being developed with capital funding but not opened (show units of housing planned) | N/A | N/A | N/A | N/A | 0 | 0 |
| 8. | Stewardship Units subject to 3 or 10 year use agreements | N/A | N/A | N/A | N/A | | |
| 9. | Total Housing Developed | 0 | 0 | 0 | 0 | 0 | 0 |
| Supportive Services | | Output Households | | | | | |
| 10a. | Supportive Services provided by project sponsors also delivering HOPWA housing assistance | 435 | 555 | | | | |
| 10b. | Supportive Services provided by project sponsors serving households who have other housing arrangements | 233 | 291 | | | | |
| 11. | Adjustment for duplication (subtract) | | | | | | |
| 12. | Total Supportive Services | 668 | 846 | | | \$167,940.67 | \$166,940.67 |
| Housing Placement Assistance Activities | | | | | | | |
| 13. | Housing Information Services | 1,133 | 1,442 | | | \$23,000 | \$22,225 |
| 14. | Permanent Housing Placement Services | 0 | 0 | | | \$0 | \$0 |
| 15. | Adjustment for duplication | | | | | | |
| 16. | Total Housing Placement Assistance | 1,133 | 1,442 | | | \$23,000 | \$22,225 |
| Grant Administration and Other Activities | | | | | | | |
| 17. | Resource Identification to establish, coordinate and develop housing assistance resources | | | | | \$0 | \$0 |
| 18. | Technical Assistance (if approved in grant agreement) | | | | | \$0 | \$0 |
| 19. | Grantee Administration (maximum 3% of total HOPWA grant) | | | | | \$0 | \$24,660 |
| 20. | Project Sponsor Administration (maximum 7% of portion of HOPWA grant awarded) | | | | | \$40,041.24 | \$39,421.98 |
| Total Expenditures for program year (Sum of rows 6, 9, 12, 16, and 20) | | | | | | \$815,979.14 | \$811,225.21 |

2. Listing of Supportive Services

Report on the use of HOPWA funds for all supportive services. In Rows 1 through 16, provide the (unduplicated) total of all households and expenditures for each type of supportive service for all project sponsors.

| Supportive Services | | Number of <u>Households</u> Receiving HOPWA Assistance | Amount of HOPWA Funds Expended |
|---------------------|---|--|--------------------------------|
| 1. | Adult day care and personal assistance | | |
| 2. | Alcohol and drug abuse services | | |
| 3. | Case management/client advocacy/ access to benefits & services | 80 | \$37,098.90 |
| 4. | Child care and other child services | | |
| 5. | Education | | |
| 6. | Employment assistance and training | | |
| 7. | Health/medical/intensive care services, if approved Note: Client records must conform with 24 CFR §574.310 | | |
| 8. | Legal services | | |
| 9. | Life skills management (outside of case management) | | |
| 10. | Meals/nutritional services | 480 | \$55,899.67 |
| 11. | Mental health services | 1 | \$438.00 |
| 12. | Outreach | | |
| 13. | Transportation | 305 | \$43,265.00 |
| 14. | Other Activity (if approved in grant agreement). Specify: | 33 | \$30,239.10 |
| 15. | Adjustment for Duplication (subtract) | 53 | |
| 16. | TOTAL Households receiving Supportive Services (unduplicated) | 846 | \$166,940.96 |

End of PART 3

Part 4: Summary of Performance Outcomes

HOPWA Long-term Performance Objective: *Eighty percent of HOPWA clients will maintain housing stability, avoid homelessness, and access care each year through 2011.*

Section 1. Housing Stability: Assessment of Client Outcomes on Maintaining Housing Stability (Permanent Housing and Related Facilities)

In Column 1, report the total number of eligible households that received HOPWA housing assistance, by type. In Column 2, enter the number of households continuing to access each type of housing assistance, the following year. In Column 3, report the housing status of all households that exited the program. Columns 2 (Number of Households Continuing) and 3 (Exited Households) summed will equal the total households reported in Column 1. *Note: Refer to the housing stability codes that appear in Part 5: Worksheet - Determining Housing Stability Outcomes.*

| [A] Permanent Housing Assistance | [1] Total Number of Households Receiving Housing Assistance | [2] Assessment: Number of Households Continuing with this Housing (per plan or expectation for next year) | | [3] Assessment: Number of Exited Households and Housing Status | |
|---|---|---|-----|--|------|
| Tenant-Based Rental Assistance | = 143 | = 63 | | 1 Emergency Shelter/Streets | = |
| | | | | 2 Temporary Housing | = 12 |
| | | | | 3 Private Housing | = 37 |
| | | | | 4 Other HOPWA | = 2 |
| | | | | 5 Other Subsidy | = 20 |
| | | | | 6 Institution | = 1 |
| | | | | 7 Jail/Prison | = 2 |
| | | | | 8 Disconnected/Unknown | = 3 |
| | | | | 9 Death | = 3 |
| Permanent Supportive Housing Facilities/Units | = 0 | = 0 | | 1 Emergency Shelter/Streets | = |
| | | | | 2 Temporary Housing | = |
| | | | | 3 Private Housing | = |
| | | | | 4 Other HOPWA | = |
| | | | | 5 Other Subsidy | = |
| | | | | 6 Institution | = |
| | | | | 7 Jail/Prison | = |
| | | | | 8 Disconnected/Unknown | = |
| | | | | 9 Death | = |
| [B] Transitional Housing Assistance | [1] Total Number of Households Receiving Housing Assistance | [2] Of the Total Number of Households Receiving Housing Assistance this Operating Year | | [3] Assessment: Number of Exited Households and Housing Status | |
| Transitional/Short-Term Supportive Facilities/Units | = 0 | Total number of households that will continue in residences: | = 0 | 1 Emergency Shelter/Streets | = |
| | | 2 Temporary Housing | | = | |
| | | 3 Private Housing | | = | |
| | | 4 Other HOPWA | | = | |
| | | Total number of households whose tenure exceeded 24 months: | = 0 | 5 Other Subsidy | = |
| | | 6 Institution | | = | |
| | | 7 Jail/Prison | | = | |
| | | 8 Disconnected/unknown | | = | |
| | | 9 Death | | = | |

Section 2. Prevention of Homelessness: Assessment of Client Outcomes on Reduced Risks of Homelessness (Short-Term Housing Assistance)

Report the total number of households that received STRMU assistance in Column 1. In Column 2, identify the result of the housing assessment made at time of assistance, or updated in the operating year. (Column 3 provides a description of housing outcomes; therefore, data is not required.) In Row 1a, enter the total number of households served in the prior operating year that received STRMU assistance this year. In Row 1b, enter the total number of households that received STRMU Assistance in the 2 prior operating years that received STRMU assistance this year. *Note: The sum of Column 2 should equal the number of households reported in Column 1.*

Assessment of Households receiving STRMU Assistance

| [1] STRMU Housing Assistance | [2] Assessment of Housing Status | | [3] HOPWA Client Outcomes |
|--|---|-------|--|
| = 329 | Maintain Private Housing without subsidy (e.g. Assistance provided/completed and client is stable, not likely to seek additional support) | = 59 | <i>Stable/Permanent Housing (PH)</i> |
| | Other Private Housing without subsidy | = 94 | |
| | Other HOPWA support (PH) | = 0 | |
| | Other housing subsidy (PH) | = 0 | |
| | Institution (e.g. residential and long-term care) | = 1 | |
| | Likely to maintain current housing arrangements, with additional STRMU assistance | = 114 | <i>Temporarily Stable, with Reduced Risk of Homelessness</i> |
| | Transitional Facilities/Short-term (e.g. temporary or transitional arrangement) | = 6 | |
| | Temporary/non-permanent Housing arrangement (e.g. gave up lease, and moved in with family or friends but expects to live there less than 90 days) | = 15 | |
| | Emergency Shelter/street | = 10 | <i>Unstable Arrangements</i> |
| | Jail/Prison | = 7 | |
| | Disconnected | = 15 | |
| | Death | = 8 | <i>Life Event</i> |
| | 1a. Total number of households that received STRMU assistance in the prior operating year, that also received STRMU assistance in the current operating year. | | |
| 1b. Total number of those households that received STRMU assistance in the two (2 years ago) prior operating years, that also received STRMU assistance in the current operating year. | | | = 86 |

Section 3. HOPWA Outcomes on Access to Care and Support

1A. Status of Households Accessing Care and Support by Project Sponsors delivering HOPWA Housing Assistance/Housing Placement/Case Management

Use Table 1 A for project sponsors that provide HOPWA housing assistance/housing placement with or without case management services. In Table 1A, identify the number of client households receiving any type of HOPWA housing assistance that demonstrated improved access or maintained connections to care and support within the program year by: having a housing plan; having contact with a case manager/benefits counselor; visiting a primary health care provider; accessing medical insurance/assistance; and accessing or qualifying for income benefits. *Note: For information on types and sources of income and medical insurance/assistance, refer to Charts 1C and 1D.*

| Categories of Services Accessed | Households Receiving Housing Assistance within the Operating Year | Outcome Indicator |
|--|---|-----------------------------------|
| 1. Has a housing plan for maintaining or establishing stable on-going housing. | 457 | <i>Support for Stable Housing</i> |
| 2. Has contact with case manager/benefits counselor consistent with the schedule specified in client's individual service plan.. | 473 | <i>Access to Support</i> |
| 3. Had contact with a primary health care provider consistent with the schedule specified in client's individual service plan, | 405 | <i>Access to Health Care</i> |
| 4. Has accessed and can maintain medical insurance/assistance. | 408 | <i>Access to Health Care</i> |
| 5. Successfully accessed or maintained qualification for sources of income. | 473 | <i>Sources of Income</i> |

1B. Number of Households Obtaining Employment

In Table 1B, identify the number of recipient households that include persons who obtained an income-producing job during the operating year that resulted from HOPWA funded: job training, employment assistance, education or related case management/counseling services. *Note: This includes jobs created by this project sponsor or obtained outside this agency.*

| Categories of Services Accessed | Number of Households that Obtained Employment | Outcome Indicator |
|--|---|--------------------------|
| Total number of households that obtained an income-producing job | 25 | <i>Sources of Income</i> |

Chart 1C: Sources of income include, but are not limited to the following (Reference only)

| | |
|--|--|
| <ul style="list-style-type: none"> • Earned Income • Unemployment Insurance • Supplemental Security Income (SSI) • Social Security Disability Income (SSDI) • Veteran's Disability Payment • General Assistance, or use local program name • Temporary Assistance for Needy Families (TANF) income, or use local program name | <ul style="list-style-type: none"> • Veteran's Pension • Pension from Former Job • Child Support • Alimony or Other Spousal Support • Retirement Income from Social Security • Private Disability Insurance • Worker's Compensation |
|--|--|

Chart 1D: Sources of medical insurance and assistance include, but are not limited to the following (Reference only)

| | |
|---|---|
| <ul style="list-style-type: none"> • MEDICAID Health Insurance Program, or local program name • Veterans Affairs Medical Services • State Children's Health Insurance Program (SCHIP), or local program name | <ul style="list-style-type: none"> • MEDICARE Health Insurance Program, or local program name • AIDS Drug Assistance Program (ADAP) • Ryan White-funded Medical or Dental Assistance |
|---|---|

2A. Status of Households Accessing Care and Support through HOPWA-funded Services receiving Housing Assistance from Other Sources

In Table 2A, identify the number of client households served by project sponsors receiving HOPWA-funded housing placement or case management services who have other and housing arrangements that demonstrated improved access or maintained connections to care and support within the program year by: having a housing plan; having contact with a case manager/benefits counselor; visiting a primary health care provider; accessing medical insurance/assistance; and accessing or qualifying for income benefits. *Note: For information on types and sources of income and medical insurance/assistance, refer to Charts 2C and 2D.*

| Categories of Services Accessed | Households Receiving HOPWA Assistance within the Operating Year | Outcome Indicator |
|--|---|-----------------------------------|
| 1. Has a housing plan for maintaining or establishing stable on-going housing. | 278 | <i>Support for Stable Housing</i> |
| 2. Successfully accessed or maintained qualification for sources of income. | 290 | <i>Sources of Income</i> |
| 3. Had contact with a primary health care provider consistent with the schedule specified in clients individual service plan. | 186 | <i>Access to Health Care</i> |
| 4. Has accessed and can maintain medical insurance/assistance. | 102 | <i>Access to Health Care</i> |
| 5. Has contact with case manager, benefits counselor, or housing counselor consistent with the schedule specified in client's individual service plan. | 286 | <i>Access to Support</i> |

2B. Number of Households Obtaining Employment

In Table 2B, identify the number of recipient households that include persons who obtained an income-producing job during the operating year that resulted from HOPWA funded: job training, employment assistance, education or related case management/counseling services. *Note: This includes jobs created by this project sponsor or obtained outside this agency.*

| Categories of Services Accessed | Number of Households that Obtained Employment | Outcome Indicator |
|--|---|--------------------------|
| Total number of households that obtained an income-producing job | 5 | <i>Sources of Income</i> |

Chart 2C: Sources of income include, but are not limited to the following (Reference only)

- | | |
|--|--|
| <ul style="list-style-type: none"> • Earned Income • Unemployment Insurance • Supplemental Security Income (SSI) • Social Security Disability Income (SSDI) • Veteran's Disability Payment • General Assistance, or use local program name • Temporary Assistance for Needy Families (TANF) income, or use local program name | <ul style="list-style-type: none"> • Veteran's Pension • Pension from Former Job • Child Support • Alimony or Other Spousal Support • Retirement Income from Social Security • Private Disability Insurance • Worker's Compensation |
|--|--|

Chart 2D: Sources of medical insurance and assistance include, but are not limited to the following (Reference only)

- | | |
|---|---|
| <ul style="list-style-type: none"> • MEDICAID Health Insurance Program, or local program name • Veterans Affairs Medical Services • State Children's Health Insurance Program (SCHIP), or local program name | <ul style="list-style-type: none"> • MEDICARE Health Insurance Program, or local program name • AIDS Drug Assistance Program (ADAP) • Ryan White-funded Medical or Dental Assistance |
|---|---|

End of PART 4

PART 5: Worksheet - Determining Housing Stability Outcomes

1. This chart is designed to assess program results based on the information reported in Part 4.

| Permanent Housing Assistance | Stable Housing (# of households remaining in program plus 3+4+5+6=#) | Temporary Housing (2) | Unstable Arrangements (1+7+8=#) | Life Event (9) |
|---|--|--|---|--------------------------|
| Tenant-Based Rental Assistance (TBRA) | 123 | 12 | 5 | 3 |
| Permanent Facility-based Housing Assistance/Units | 0 | 0 | 0 | 0 |
| Transitional/Short-Term Facility-based Housing Assistance/Units | 0 | 0 | 0 | 0 |
| Total Permanent HOPWA Housing Assistance | 123 | 12 | 5 | 3 |
| Reduced Risk of Homelessness: Short-Term Assistance | Stable/Permanent Housing | Temporarily Stable, with Reduced Risk of Homelessness | Unstable Arrangements | Life Events |
| Short-Term Rent, Mortgage, and Utility Assistance (STRMU) | 154 | 135 | 32 | 8 |
| Total HOPWA Housing Assistance | 277 | 147 | 37 | 11 |

Background on HOPWA Housing Stability Codes

Stable Permanent Housing/Ongoing Participation

3 = Private Housing in the private rental or home ownership market (without known subsidy, including permanent placement with families or other self sufficient arrangements) with reasonable expectation that additional support is not needed.

4 = Other HOPWA-funded housing assistance (not STRMU), e.g. TBRA or Facility-Based Assistance.

5 = Other subsidized house or apartment (non-HOPWA sources, e.g., Section 8, HOME, public housing).

6 = Institutional setting with greater support and continued residence expected (e.g., residential or long-term care facility).

Temporary Housing

2 = Temporary housing - moved in with family/friends or other short-term arrangement, such as Ryan White subsidy, transitional housing for homeless, or temporary placement in institution (e.g., hospital, psychiatric hospital or other psychiatric facility, substance abuse treatment facility or detox center).

Unstable Arrangements

1 = Emergency shelter or no housing destination such as places not meant for habitation (e.g., a vehicle, an abandoned building, bus/train/subway station, or anywhere outside).

7 = Jail /prison.

8 = Disconnected or disappeared from project support, unknown destination or no assessments of housing needs were undertaken.

Life Event

9 = Death, i.e., remained in housing until death. This characteristic is not factored into the housing stability equation.

Tenant-based Rental Assistance: Stable Housing is the sum of the number of households that (i) remain in the housing and (ii) those that left the assistance as reported under: 3, 4, 5, and 6. Temporary Housing is the number of households that accessed assistance, and left their current housing for a non-permanent housing arrangement, as reported under item: 2. Unstable Situations is the sum of numbers reported under items: 1, 7, and 8.

Permanent Facility-Based Housing Assistance: Stable Housing is the sum of the number of households that (i) remain in the housing and (ii) those that left the assistance as shown as items: 3, 4, 5, and 6. Temporary Housing is the number of households that accessed assistance, and left their current housing for a non-permanent housing arrangement, as reported under item 2. Unstable Situations is the sum of numbers reported under items: 1, 7, and 8.

Transitional/Short-Term Facility-Based Housing Assistance: Stable Housing is the sum of the number of households that (i) continue in the residences (ii) those that left the assistance as shown as items: 3, 4, 5, and 6. Other Temporary Housing is the number of households that accessed assistance, and left their current housing for a non-permanent housing arrangement, as reported under item 2. Unstable Situations is the sum of numbers reported under items: 1, 7, and 8.

Tenure Assessment. A baseline of households in transitional/short-term facilities for assessment purposes, indicate the number of households whose tenure exceeded 24 months.

STRMU Assistance: Stable Housing is the sum of the number of households that accessed assistance for some portion of the permitted 21-week period and there is reasonable expectation that additional support is not needed in order to maintain permanent housing living situation (as this is a time-limited form of housing support) as reported under housing status: Maintain Private Housing with subsidy; Other Private with Subsidy; Other HOPWA support; Other Housing Subsidy; and Institution. Temporarily Stable, with Reduced Risk of Homelessness is the sum of the number of households that accessed assistance for some portion of the permitted 21-week period or left their current housing arrangement for a transitional facility or other temporary/non-permanent housing arrangement and there is reasonable expectation additional support will be needed to maintain housing arrangements in the next year, as reported under housing status: Likely to maintain current housing arrangements, with additional STRMU assistance; Transitional Facilities/Short-term; and Temporary/Non-Permanent Housing arrangements. Unstable Situation is the sum of number of households reported under housing status: Emergency Shelter; Jail/Prison; and Disconnected.

End of PART 5

PART 6: Certification of Continued Usage for HOPWA Facility-Based Stewardship Units (ONLY)

Grantees that use HOPWA funding for new construction, acquisition, or substantial rehabilitation are required to operate their facilities for HOPWA eligible individuals for at least ten years. If non-substantial rehabilitation funds were used they are required to operate for at least three years. Stewardship begins once the facility is put into operation. This Annual Certification of Continued HOPWA Project Operations is to be used in place of other sections of the APR, in the case that no additional HOPWA funds were expended in this operating year at this facility that had been acquired, rehabilitated or constructed and developed in part with HOPWA funds.

1. General information

| | |
|--------------------------------|--|
| HUD Grant Number(s) N/A | Operating Year for this report From (mm/dd/yy) To (mm/dd/yy) <input type="checkbox"/> Final Yr <input type="checkbox"/> Yr 1; <input type="checkbox"/> Yr 2; <input type="checkbox"/> Yr 3; <input type="checkbox"/> Yr 4; <input type="checkbox"/> Yr 5; <input type="checkbox"/> Yr 6; <input type="checkbox"/> Yr 7; <input type="checkbox"/> Yr 8; <input type="checkbox"/> Yr 9; <input type="checkbox"/> Yr 10; |
| Grantee Name | Date Facility Began Operations (mm/dd/yy) |

2. Number of Units and Leveraging

| Housing Assistance | Number of Units Receiving Housing Assistance with HOPWA funds | Amount of Leveraging from Other Sources Used during the Operating Year |
|---|---|--|
| Stewardship units (developed with HOPWA funds but no current operations or other HOPWA costs) subject to 3 or 10 year use periods | | |

3. Details of Project Site

| | |
|---|--|
| Name of HOPWA-funded project site | |
| Project Zip Code(s) and Congressional District(s) | |
| Is the address of the project site confidential? | <input type="checkbox"/> Yes, protect information; do not list. <input type="checkbox"/> Not confidential; information can be made available to the public. |
| If the site address is not confidential, please provide the contact name, phone, email, and physical address, if different from business address. | |

I certify that the facility that received assistance for acquisition, rehabilitation, or new construction from the Housing Opportunities for Persons with AIDS Program has operated as a facility to assist HOPWA-eligible persons from the date shown above. I also certify that the grant is still serving the planned number of HOPWA-eligible households at this facility through leveraged resources and all other requirements of the grant agreement are being satisfied.

| | |
|--|--------------------------------|
| <i>I hereby certify that all the information stated herein, as well as any information provided in the accompaniment herewith, is true and accurate.</i> | |
| Name & Title of Authorized Official | Signature & Date (mm/dd/yy) |
| Name & Title of Contact at Grantee Agency <i>(person who can answer questions about the report and program)</i> | Contact Phone (with area code) |

End of PART 6

HOPWA Grantee Program List

Housing Opportunities for Persons with AIDS 2007 Awards

AIDS Ministries/AIDS Assist of North Indiana, Inc.

HOPWA Amount Awarded: \$119,868

HOPWA Award Expended: \$119,868

Service Area: Region 2—Elkhart, Fulton, Marshall, Pulaski, St. Joseph and Starke counties

Activities: Administration, operating costs, rental assistance, short-term rent, mortgage and utility assistance, supportive services

Accomplishments: Provided rental assistance to 11 households
Provided short-term rent, mortgage and utility assistance to 21 households
Provided supportive services to 159 households

AIDS Resource Group of Evansville, Inc.

HOPWA Amount Awarded: \$71,755

HOPWA Award Expended: \$71,747

Service Area: Region 12—Davies, Dubois, Gibson, Knox, Martin, Perry, Pike, Posey, Spencer, Vanderburgh, and Warrick counties

Activities: Administration; rental assistance; short-term rent, mortgage and utility assistance; and supportive services

Accomplishments: Provided rental assistance to 15 households
Provided short-term rent, mortgage and utility assistance to 38 households
Provided supportive services to 135 households

AIDS Task Force, Inc.

HOPWA Amount Awarded: \$116,550

HOPWA Award Expended: \$114,948

Service Area: Region 3—Adams, Allen, DeKalb, Huntington, Kosciusko, LaGrange, Noble, Steuben, Wabash, Wells, and Whitley counties

Activities: Administration; rental assistance; short-term rent, mortgage and utility assistance; and supportive services

Accomplishments: Provided rental assistance to 22 households
Provided short-term rent, mortgage and utility assistance to 123 households
Provided supportive services to 193 households

Bloomington Hospital, Inc./Positive Link

HOPWA Amount Awarded: \$50,187
HOPWA Award Expended: \$80,187

Service Area: Region 10—Bartholomew, Greene, Lawrence, Monroe, and Owen counties
Activities: Rental assistance; short-term rent, mortgage and utility assistance; and supportive services
Accomplishments: Provided rental assistance to 10 households
Provided short-term rent, mortgage and utility assistance to 25 households
Provided supportive services to 156 households

Brothers Uplifting Brothers, Inc.

HOPWA Amount Awarded: \$98,025
HOPWA Award Expended: \$92,654

Service Area: Region 1—Lake, LaPorte, and Porter counties
Activities: Administration; housing information; operating costs; rental assistance; short-term rent, mortgage and utility assistance; and supportive services
Accomplishments: Provided rental assistance to 23 households
Provided short-term rent, mortgage and utility assistance to 4 households
Provided supportive services to 24 households
Provided housing information to 900 family members
Assisted 22 households through operating costs

The Center for Mental Health, Inc. (Region 4)

HOPWA Amount Awarded: \$40,233
HOPWA Award Expended: \$40,233

Service Area: Region 4—Benton, Carroll, Clinton, Fountain, Jasper, Montgomery, Newton, Tippecanoe, Warren, and White counties
Activities: Administration; housing information; rental assistance; short-term rent, mortgage and utility assistance; and supportive services
Accomplishments: Provided rental assistance to 7 households
Provided short-term rent, mortgage and utility assistance to 26 households
Provided supportive services to 22 households
Provided housing information to 49 family members

The Center for Mental Health, Inc. (Region 5)

HOPWA Amount Awarded: \$38,988
HOPWA Award Expended: \$38,988

Service Area: Region 5—Blackford, Delaware, Grant, Jay, and Randolph counties
Activities: Administration; housing information; rental assistance; short-term rent, mortgage and utility assistance; and supportive services
Accomplishments: Provided rental assistance to 7 households
Provided short-term rent, mortgage and utility assistance to 20 households
Provided supportive services to 32 households
Provided housing information to 42 family members

The Center for Mental Health, Inc. (Region 6)

HOPWA Amount Awarded: \$58,897
HOPWA Award Expended: \$58,897

Service Area: Region 6—Cass, Howard, Madison, Miami, and Tipton counties
Activities: Administration; housing information; rental assistance; short-term rent, mortgage and utility assistance; and supportive services
Accomplishments: Provided rental assistance to 5 households
Provided short-term rent, mortgage and utility assistance to 29 households
Provided supportive services to 58 households
Provided housing information to 94 family members

The Center for Mental Health, Inc. (Region 9)

HOPWA Amount Awarded: \$20,739
HOPWA Award Expended: \$20,739

Service Area: Region 9—Decatur, Fayette, Henry, Ripley, Rush, Union, and Wayne counties
Activities: Administration; housing information; rental assistance; short-term rent, mortgage and utility assistance; and supportive services
Accomplishments: Provided rental assistance to 4 households
Provided short-term rent, mortgage and utility assistance to 12 households
Provided supportive services to 24 households
Provided housing information to 49 family members

Greater Hammond Community Services, Inc.

HOPWA Amount Awarded: \$164,108
HOPWA Award Expended: \$164,063

Service Area: Region 1—Lake, LaPorte, and Porter counties
Activities: Administration; rental assistance; short-term rent, mortgage and utility assistance; and supportive services
Accomplishments: Provided rental assistance to 29 households
Provided short-term rent, mortgage and utility assistance to 20 households
Provided supportive services to 49 households

Hoosier Hills AIDS Coalition, Inc.

HOPWA Amount Awarded: \$7,881
HOPWA Award Expended: \$7,881

Service Area: Region 11—Crawford, Jackson, Jefferson, Jennings, Orange, and Switzerland counties
Activities: Administration; rental assistance; and short-term rent, mortgage and utility assistance
Accomplishments: Provided rental assistance to 2 households
Provided short-term rent, mortgage and utility assistance to 5 households

West Central Indiana Economic Development District/Area 7 Agency on Aging

HOPWA Amount Awarded: \$48,111
HOPWA Award Expended: \$47,345

Service Area: Region 8—Clay, Parke, Sullivan, Vermillion, and Vigo counties
Activities: Administration; rental assistance; and short-term rent, mortgage and utility assistance
Accomplishments: Provided rental assistance to 8 households
Provided short-term rent, mortgage and utility assistance to 11 households

HOPWA 2007 Awards

| Project # | Award Number/Sponsor | HUD Activity Number | Budget Line Item** | Amount | | |
|------------------|--------------------------------|---------------------|----------------------|---------------------|-------|-------------|
| | HOPWA 2007 Allocation | \$822,000.00 | Total Line Items | | | |
| | | | Admin | \$40,041.24 | | |
| 2 (20932) | IHCDA Admin | \$24,660.00 | Operating | \$19,363.00 | | |
| | | | Rental Assistance | \$391,827.64 | LT PD | \$20,057.82 |
| | 2007 Funds to Allocate | \$835,340.00 | Short Term | \$171,965.23 | ST PD | \$1,146.54 |
| | 2007 Funds Recommended* | \$835,340.00 | Supportive Services | \$167,938.53 | | |
| | | \$0.00 | Housing Info | \$23,000.00 | | |
| | | | | | | |
| 1 | CC-007-001 | 22752 | Admin | \$8,390.00 | | |
| | AIDS Ministries | 22753 | Operating Costs | \$12,363.00 | | |
| | AIDS Assist | 22754 | Rental Assistance | \$34,597.00 | | |
| | (Region 2) | 22754 | RA Program Delivery | \$3,680.27 | | |
| | | 22755 | Short-term Rent | \$7,900.44 | | |
| | | 22756 | Supportive Services | <u>\$52,936.79</u> | | |
| | | | | \$119,867.50 | | |
| 3 | CC-007-002 | 22738 | Admin | \$943.58 | | |
| | AIDS Resource Group of | 22739 | Rental Assistance | \$26,524.55 | | |
| | Evansville, Inc. | 22740 | Short-term Rent | \$31,124.55 | | |
| | (Region 12) | 22741 | Supportive Services | \$13,162.27 | | |
| | | | | \$71,754.95 | | |
| 4 | CC-007-003 | 22748 | Admin | \$3,496.41 | | |
| | AIDS Task Force | 22749 | Rental Assistance | \$54,079.38 | | |
| | Fort Wayne | 22749 | RA Program Delivery | \$5,827.49 | | |
| | (Region 3) | 22750 | Short-term Rent | \$37,046.54 | | |
| | | 22751 | Supportive Services | <u>\$16,100.00</u> | | |
| | | | | \$116,549.82 | | |
| 5 | CC-007-004 | 22761 | Admin | \$1,166.00 | | |
| | Center for Mental Health, Inc. | 22762 | Rental Assistance | \$15,898.00 | | |
| | (Region 4) | | RA Program Delivery | \$0.00 | | |
| | | 22763 | Housing Information | \$6,000.00 | | |
| | | 22764 | Short-term Rent | \$11,134.70 | | |
| | | | STR Program Delivery | \$0.00 | | |
| | | 22765 | Supportive Services | <u>\$6,034.00</u> | | |
| | | | | \$40,232.70 | | |
| 6 | CC-007-005 | 22782 | Rental Assistance | \$23,764.05 | | |
| | Bloomington Hospital/ | 22783 | Short-term Rent | \$18,588.00 | | |
| | Positive Link | 22784 | Supportive Services | \$7,834.65 | | |
| | (Region 10) | | | \$50,186.70 | | |
| 7 | CC-007-006 | 22766 | Admin | \$2,000.00 | | |
| | Center for Mental Health, Inc. | 22767 | Rental Assistance | \$19,529.00 | | |
| | (Region 6) | | RA Program Delivery | \$0.00 | | |
| | | 22768 | Short-term Rent | \$18,867.15 | | |
| | | | STR Program Delivery | \$0.00 | | |
| | | 22769 | Housing Information | \$8,000.00 | | |
| | | 22770 | Supportive Services | <u>\$10,501.00</u> | | |
| | | | | \$58,897.15 | | |

HOPWA 2007 Awards

| | | | | | | |
|-----------|-------------------------------|--------------|----------------------|---------------------|--|--|
| 8 | CC-007-007 | 22745 | Admin | \$11,487.00 | | |
| | Greater Hammond | 22746 | Rental Assistance | \$95,969.00 | | |
| | Community Services, Inc. | 22746 | RA Program Delivery | \$7,985.06 | | |
| | (Region 1) | 23706 | Short-term Rent | \$11,667.26 | | |
| | | 22747 | Supportive Services | \$37,000.00 | | |
| | | | | \$164,108.32 | | |
| 9 | CC-007-008 | 22731 | Admin | \$ 6,524.59 | | |
| | Brothers Uplifting Brothers | 22733 | Operating Costs | \$ 7,000.00 | | |
| | Inc. | 22734 | Rental Assistance | \$ 63,357.66 | | |
| | (Region 1) | | RA Program Delivery | \$ - | | |
| | | 22735 | Short-term Rent | \$ 3,689.74 | | |
| | | | STR Program Delivery | \$ - | | |
| | | 22736 | Housing Information | \$ 1,000.00 | | |
| | | 22737 | Supportive Services | \$ 16,452.60 | | |
| | | | | \$98,024.59 | | |
| 10 | CC-007-009 | 22742 | Admin | \$551.66 | | |
| | Hoosier Hills AIDS Coalition | 22743 | Rental Assistance | \$6,420.00 | | |
| | (Region 11) | 22744 | Short-term Rent | \$909.14 | | |
| | | | | \$7,880.80 | | |
| 11 | CC-007-010 | 22771 | Admin | \$1,964.00 | | |
| | Center for Mental Health, Inc | 22772 | Rental Assistance | \$12,264.00 | | |
| | (Region 5) | | RA Program Delivery | \$0.00 | | |
| | | 22773 | Short-term Rent | \$12,688.00 | | |
| | | | STR Program Delivery | \$0.00 | | |
| | | 22774 | Housing Information | \$6,000.00 | | |
| | | 22775 | Supportive Services | <u>\$6,072.22</u> | | |
| | | | | \$38,988.22 | | |
| 12 | CC-007-011 | 22757 | Admin | \$3,368.00 | | |
| | West Central | 22758 | Rental Assistance | \$28,500.00 | | |
| | Economic Development | 22758 | RA Program Delivery | \$2,565.00 | | |
| | District, Inc./Area 7 Agency | 22759 | Short-term Rent | \$12,531.12 | | |
| | (Region 8) | 22759 | STR Program Delivery | \$1,146.54 | | |
| | | 22760 | Supportive Services | \$0.00 | | |
| | | | | \$48,110.66 | | |
| 13 | CC-007-012 | 22776 | Admin | \$150.00 | | |
| | | 22778 | Housing Information | \$2,000.00 | | |
| | Center for Mental Health | 22779 | Rental Assistance | \$10,925.00 | | |
| | (Region 9) | | RA Program Delivery | \$0.00 | | |
| | | 22780 | Short-term Rent | \$5,818.59 | | |
| | | | STR Program Delivery | \$0.00 | | |
| | | 22781 | Supportive Services | \$1,845.00 | | |
| | | | | \$20,738.59 | | |

HOPWA Monitoring Documents

Date ***

Name ***

Title ***

Organization***

Address***

City, IN Zip ***

Re: Award number ***
*** HOPWA Monitoring

Dear ***:

This letter will serve as confirmation of the Indiana Housing and Community Development Authority's monitoring review of your HOPWA award referenced above. The monitoring visit has been scheduled for *day, *date, at the (Project Sponsor's***) offices. We will begin at *** AM on *day. The visit will consist of a review of all documentation related to the following areas:

1. Financial Management

- Federal Cash Control Register – tracks receipts and disbursements of award funds
- Ledgers of Appropriations, Encumbrances, Disbursements, and Balances – there needs to be one of these ledgers completed for each budget line item, this ledger tracks the financial activity for all of the budget line items in the award
- Contractor Obligations Control Ledger – this ledger logs all contracts executed with HOPWA funds
- Ledger of Expenditures by Site Address – this ledger is only applicable for the following line items: new construction, acquisition/rehabilitation, operating costs
- Support documentation for each drawdown which includes timesheets for administrative and staff time drawdowns
- Allowable costs – review of files to ensure that non-allowable costs have been charged to the HOPWA award

2. Client Eligibility/Client Files

- Verification and documentation of HIV status
- Housing Plan (HUD template or agency-based form)
- Verification and documentation of income eligibility
- Documentation of distribution of lead and fair housing brochures
- Copies of lease, mortgage and/or utility statements (*if applicable*)
- Documentation of passed housing inspections and lead visual assessment (*if applicable*)

3. Fair Housing and Equal Opportunity/Accessibility/Lead Based Paint

- Public Accessibility Compliance
 - Fair Housing, Lead Based Paint and Equal Opportunity Posters
4. Procurement (*if applicable*)
- Documentation of MBE/WBE solicitation
 - Documentation of bid process and contractor selection
 - Federal Contract Provisions included within each executed contract
 - Verification of contractors through IHFA Labor Standards Officer
5. Program Management and Performance
- Client Confidentiality
 - Program Guidelines
 - Ongoing Assessment of Client's Supportive Services Needs
 - Intact HOPWA Termination Policy
 - Client Grievance Policy

Should you or your staff have any questions regarding this review, please contact me at (317) 233-1814 or toll-free at (800) 872-0371.

Thank you for your cooperation in this matter.

Sincerely,

HOPWA Coordinator

cc: award file

Date

Executive Director

Project Sponsor

Address

City, State Zip

Re: Final Monitoring – *Award Number*

Dear *Executive Director*:

This correspondence confirms the results of the *monitoring date*, final monitoring review conducted by the Indiana Housing and Community Development Authority (IHCDA) staff. I met with *project sponsor staff*.

This letter will discuss monitoring results relating to your HOPWA award. Specific areas reviewed, conclusions, and recommendations are detailed below.

Program as a Whole

Project Sponsor serves as the HOPWA project sponsor for *Name* Counties. *Project Sponsor* used the HOPWA funds for *approved line items*. *Project Sponsor* provided housing assistance to *number* households and *other relevant statistics here*.

Client Eligibility

A review was conducted of *number* client files to ensure compliance with the requirements of the HOPWA program. HOPWA project sponsors are required to verify the HIV and low-income status of all HOPWA participants. In addition, the following items are required for each program:

| <i>Long-term</i> | <i>Short-Term</i> | <i>Supportive Services</i> |
|-------------------------------------|-------------------------------------|-------------------------------------|
| Documentation of HIV Status | Documentation of HIV Status | Documentation of HIV Status |
| Client's Rent Contribution | Family Size | Family Size |
| Family Size | Documentation of income eligibility | Documentation of income eligibility |
| Documentation of income eligibility | Support Documentation | |
| Copy of passed housing inspection | Provision of supportive services | |
| Lead Form (if applicable) | | |
| Copy of lease | | |
| Provision of supportive services | | |
| IHCDA brochures | | |
| Adjustments to Income Worksheet | | |

Rental Assistance Compliance

Section 574.320 of the HOPWA Regulations requires that units receiving long-term rental assistance comply with the following standards maximum subsidy, rent standard and rent reasonableness.

Issue # 1

The amount of HOPWA funds used to pay monthly assistance for an eligible person may not exceed the difference between the lower of fair market rent value or the actual rent for the client's rent payment calculated under Section 574.310 (d).

Issue #2

Project Sponsors did not subsidize any client's housing assistance using an amount for rent that was higher than either the fair market rent value or the client's actual rent.

Issue #3

Project Sponsors must ensure that the rent charged for a unit must be reasonable in relation to rents currently being charged for comparable units in the private unassisted market and must not be in excess of rents currently being charged by the owner for comparable unassisted units.

Housing Quality Standards

Section 574.310 (b) (1) of the HOPWA Regulations requires that units receiving long-term rental assistance must meet the defined habitability standards. IHCD requires project sponsors to demonstrate compliance with this provision by having a Housing Quality Standards inspection completed on each unit. The unit must pass inspection prior to receipt of HOPWA funds. Project sponsors must keep a copy of the inspection report in the client file.

Staff review of client files demonstrated compliance with this provision.

Financial Ledgers

IHCD requires that the project sponsor maintain the following ledgers. The ledgers are a tool to manage funds by line item. The ledgers also account for contracts issued under the award and appropriations, encumbrances, disbursements and balances.

Issue # 1

The Federal Cash Control Ledger tracks receipts and disbursements of award funds. The ledger also shows if project sponsors disbursed drawdowns from their HOPWA account to a zero balance within 15 calendar days.

Issue # 2

The Ledger of Appropriations, Encumbrances, Disbursements and Balances tracks the financial activity for each budget line item. This ledger demonstrates that project sponsors did not overspend in a particular line item

Issue # 3 –

The Contractor Obligations Control Ledger logs all contracts executed with HOPWA funds.

Issue #4 –

The Ledger of Expenditures by Site Address lists the costs expended on HOPWA assisted units under the Operating Costs line item.

Source Documentation - Satisfactory

All financial transactions must be supported by source documentation.

Nondiscrimination/Equal Opportunity/Affirmative Outreach

Issue #1 –

The project sponsor must take appropriate steps to ensure effective communication with applicants, beneficiaries, and members of the public.

The project sponsor must furnish appropriate auxiliary aids where necessary to afford an individual with disabilities an equal opportunity to participate in, and enjoy the benefits of, a program or activity receiving Federal financial assistance. Where a project sponsor communicates with applicants and beneficiaries by telephone, telecommunication devices for hearing impaired persons (TDD's) or equally effective communication systems must be available.

In addition, the project sponsor must adopt and implement procedures to ensure that interested persons (including persons with impaired vision or hearing) can obtain information concerning the existence and location of accessible services, activities, and facilities.

GHCS appeared to have taken appropriate steps to ensure effective communication with applicants, beneficiaries, and members of the public.

Issue #2 –

A project sponsor must make reasonable accommodation to the known physical and mental limitations of an otherwise qualified applicant with disabilities or employee with disabilities, unless the project sponsor can demonstrate that the accommodation would impose an undue hardship on the operation of its program. Reasonable accommodation may include making facilities used by the employees and beneficiaries accessible and usable to individuals with physical or mental disabilities.

Issue #3 –

A project sponsor must adopt procedures to ensure that all persons who qualify for the assistance, regardless of their race, color, religion, sex, age, national origin, familial status, or handicap, know of the availability of the HOPWA program, including facilities and services accessible to persons with a handicap, and maintain evidence of implementation of the procedures.

Lead Hazards

Issue #1 –

As per the HOPWA regulations, project sponsors are required to conduct a visual assessment for lead-based paint prior to providing long-term rental assistance for a household with a child under 6.

Issue #2 –

A copy of the brochure “Lead Based Paint – A Threat to Your Children” must be distributed to each recipient of long-term rental assistance. A review of the project files found that clients received the brochure.

Issue #3 –

The project sponsor is required to post a Lead-Based Paint poster at its offices. A Lead-Based Paint poster is hung at the project sponsor’s office.

Confidentiality –

As per Section 574.440 of the HOPWA regulations, the project sponsor agrees to ensure the confidentiality of the name of any individual assisted under this part and any other information regarding individuals receiving assistance.

Program Management and Performance

If there are any questions regarding this correspondence, please call me at (317) 234-3889 or toll-free at (800) 872-0371.

Sincerely,

Kristen Arnold
HOPWA Coordinator

HOPWA IDIS Reports

U.S. DEPARTMENT OF HOUSING AND URBAN DEVELOPMENT
 OFFICE OF COMMUNITY PLANNING AND DEVELOPMENT
 INTEGRATED DISBURSEMENT AND INFORMATION SYSTEM
 LIST OF ACTIVITIES BY PROGRAM YEAR AND PROJECT
 INDIANA

REPORT FOR CPD PGM: HOPWA
 PGM YR : 2007

| PGM YR- PROJECT | IDIS ACT ID | ACTIVITY NAME | STATUS | PGM | FUNDED AMOUNT | NET DRAWN AMOUNT | BALANCE |
|--------------------|------------------------------------|--|----------|-------|---------------|------------------|----------|
| 2007-0071 | BROTHERS | UPLIFTING BROTHERS | | | | | |
| | 22731 | BROTHERS UPLIFTING BROTHERS/ADMIN | UNDERWAY | HOPWA | 6,524.59 | 5,905.33 | 619.26 |
| | 22733 | BROTHERS UPLIFTING BROTHERS/OPERATING | UNDERWAY | HOPWA | 7,000.00 | 3,961.25 | 3,038.75 |
| | 22734 | BROTHERS UPLIFTING BROTHERS/LONG TERM | UNDERWAY | HOPWA | 63,357.66 | 63,357.66 | 0.00 |
| | 22735 | BROTHERS UPLIFTING BROTHERS/STRMU | UNDERWAY | HOPWA | 3,689.74 | 3,689.74 | 0.00 |
| | 22736 | BROTHERS UPLIFTING BROTHERS/HOUS INFO | UNDERWAY | HOPWA | 1,000.00 | 225.00 | 775.00 |
| | 22737 | BROTHRERS UPLIFTING BROTHERS/SUPPORTIVE | UNDERWAY | HOPWA | 16,452.60 | 15,514.74 | 937.86 |
| | | PROJECT TOTALS | | HOPWA | 98,024.59 | 92,653.72 | 5,370.87 |
| 2007-0072 | AIDS RESOURCE GROUP OF EVANSVILLE | | | | | | |
| | 22738 | AIDS RESOURCE GROUP/ADMIN | UNDERWAY | HOPWA | 943.58 | 943.58 | 0.00 |
| | 22739 | AIDS RESOURCE GROUP/RENTAL ASSISTANCE | UNDERWAY | HOPWA | 26,524.55 | 26,517.05 | 7.50 |
| | 22740 | AIDS RESOURCE GROUP/SHORT TERM | UNDERWAY | HOPWA | 31,124.55 | 31,124.55 | 0.00 |
| | 22741 | AIDS RESOURCE GROUP/SUPPORTIVE | UNDERWAY | HOPWA | 13,162.27 | 13,162.27 | 0.00 |
| | | PROJECT TOTALS | | HOPWA | 71,754.95 | 71,747.45 | 7.50 |
| 2007-0073 | HOOSIER HILLS AIDS COALITION | | | | | | |
| | 22742 | HOOSIER HILLS AIDS COALITION/ADMIN | UNDERWAY | HOPWA | 551.66 | 551.66 | 0.00 |
| | 22743 | HOOSIER HILLS AIDS COALITION/RENTAL ASSI | UNDERWAY | HOPWA | 6,420.00 | 6,420.00 | 0.00 |
| | 22744 | HOOSIER HILLS AIDS COALITION/SHORT TERM | UNDERWAY | HOPWA | 909.14 | 909.14 | 0.00 |
| | | PROJECT TOTALS | | HOPWA | 7,880.80 | 7,880.80 | 0.00 |
| 2007-0074 | GREATER HAMMOND COMMUNITY SERVICES | | | | | | |
| | 22745 | GREATER HAMMOND/ADMIN | UNDERWAY | HOPWA | 11,487.00 | 11,487.00 | 0.00 |
| | 22746 | GREATER HAMMOND/RENTAL ASSISTANCE | UNDERWAY | HOPWA | 103,954.06 | 103,954.06 | 0.00 |
| | 22747 | GREATER HAMMOND/SUPPORTIVE SERVICES | UNDERWAY | HOPWA | 37,000.00 | 37,000.00 | 0.00 |
| | 23706 | GREATER HAMMOND/SHORT TERM RENT | UNDERWAY | HOPWA | 11,667.26 | 11,622.26 | 45.00 |
| | | PROJECT TOTALS | | HOPWA | 164,108.32 | 164,063.32 | 45.00 |
| 2007-0075 | AIDS TASK FORCE | | | | | | |
| | 22748 | AIDS TASK FORCE/ADMIN | UNDERWAY | HOPWA | 3,496.41 | 3,496.41 | 0.00 |
| | 22749 | AIDS TASK FORCE/RENTAL ASSISTANCE | UNDERWAY | HOPWA | 59,906.87 | 59,102.87 | 804.00 |
| | 22750 | AIDS TASK FORCE/SHORT TERM RENT | UNDERWAY | HOPWA | 37,046.54 | 36,308.62 | 737.92 |
| | 22751 | AIDS TASK FORCE/SUPPORTIVE SERVICES | UNDERWAY | HOPWA | 16,100.00 | 16,040.00 | 60.00 |
| | | PROJECT TOTALS | | HOPWA | 116,549.82 | 114,947.90 | 1,601.92 |
| 2007-0076 | AIDS MINISTRIES | | | | | | |
| | 22752 | AIDS MINISTRIES/ADMIN | UNDERWAY | HOPWA | 8,390.00 | 8,390.00 | 0.00 |

U.S. DEPARTMENT OF HOUSING AND URBAN DEVELOPMENT
 OFFICE OF COMMUNITY PLANNING AND DEVELOPMENT
 INTEGRATED DISBURSEMENT AND INFORMATION SYSTEM
 LIST OF ACTIVITIES BY PROGRAM YEAR AND PROJECT
 INDIANA

| PGM YR-PROJECT | IDIS ACT ID | ACTIVITY NAME | STATUS | PGM | FUNDED AMOUNT | NET DRAWN AMOUNT | BALANCE |
|----------------|-------------|--|----------|-------|---------------|------------------|---------|
| | 22753 | AIDS MINISTRIES/OPERATING COSTS | UNDERWAY | HOPWA | 12,363.00 | 12,363.00 | 0.00 |
| | 22754 | AIDS MINISTRIES/RENTAL ASSISTANCE | UNDERWAY | HOPWA | 38,277.27 | 38,277.27 | 0.00 |
| | 22755 | AIDS MINISTRIES/SHORT TERM RENT | UNDERWAY | HOPWA | 7,900.44 | 7,900.44 | 0.00 |
| | 22756 | AIDS MINISTRIES/SUPPORTIVE SERVICES | UNDERWAY | HOPWA | 52,936.79 | 52,936.79 | 0.00 |
| | | PROJECT TOTALS | | HOPWA | 119,867.50 | 119,867.50 | 0.00 |
| 2007-0077 | | AREA SEVEN AGENCY ON AGING | | | | | |
| | 22757 | AREA SEVEN AGENCY/ADMIN | UNDERWAY | HOPWA | 3,368.00 | 3,368.00 | 0.00 |
| | 22758 | AREA SEVEN AGENCY/RENTAL ASSISTANCE | UNDERWAY | HOPWA | 31,065.00 | 30,458.00 | 607.20 |
| | 22759 | AREA SEVEN AGENCY/SHORT TERM RENT | UNDERWAY | HOPWA | 13,677.66 | 13,519.46 | 158.20 |
| | 22760 | AREA SEVEN AGENCY/SUPPORTIVE SERVICES | BUDGETED | HOPWA | 0.00 | 0.00 | 0.00 |
| | | PROJECT TOTALS | | HOPWA | 48,110.66 | 47,345.46 | 765.20 |
| 2007-0078 | | CENTER FOR MENTAL HEALTH REGION 4 | | | | | |
| | 22761 | CENTER FOR MENTAL HEALTH/ADMIN | UNDERWAY | HOPWA | 1,166.00 | 1,166.00 | 0.00 |
| | 22762 | CENTER FOR MENTAL HEALTH/RENTAL ASSIST | UNDERWAY | HOPWA | 15,898.00 | 15,898.00 | 0.00 |
| | 22763 | CENTER FOR MENTAL HEALTH/HOUSING INFO | UNDERWAY | HOPWA | 6,000.00 | 6,000.00 | 0.00 |
| | 22764 | CENTER FOR MENTAL HEALTH/SHORT TERM | UNDERWAY | HOPWA | 11,134.70 | 11,134.70 | 0.00 |
| | 22765 | CENTER FOR MENTAL HEALTH/SUPPORTIVE SERV | UNDERWAY | HOPWA | 6,034.00 | 6,034.00 | 0.00 |
| | | PROJECT TOTALS | | HOPWA | 40,232.70 | 40,232.70 | 0.00 |
| 2007-0079 | | CENTER FOR MENTAL HEALTH REGION 6 | | | | | |
| | 22766 | CENTER FOR MENTAL HEALTH/ADMINISTRATION | UNDERWAY | HOPWA | 2,000.00 | 2,000.00 | 0.00 |
| | 22767 | CENTER FOR MENTAL HEALTH/RENTAL ASSIST | UNDERWAY | HOPWA | 19,529.00 | 19,529.00 | 0.00 |
| | 22768 | CENTER FOR MENTAL HEALTH/SHORT TERM RENT | UNDERWAY | HOPWA | 18,867.15 | 18,867.15 | 0.00 |
| | 22769 | CENTER FOR MENTAL HEALTH/HOUSING INFO | UNDERWAY | HOPWA | 8,000.00 | 8,000.00 | 0.00 |
| | 22770 | CENTER FOR MENTAL HEALTH/SUPPORTIVE SERV | UNDERWAY | HOPWA | 10,501.00 | 10,501.00 | 0.00 |
| | | PROJECT TOTALS | | HOPWA | 58,897.15 | 58,897.15 | 0.00 |
| 2007-0080 | | CENTER FOR MENTAL HEALTH REGION 5 | | | | | |
| | 22771 | CENTER FOR MENTAL HEALTH/ADMINISTRATION | UNDERWAY | HOPWA | 1,964.00 | 1,964.00 | 0.00 |
| | 22772 | CENTER FOR MENTAL HEALTH/RENTAL ASSIST | UNDERWAY | HOPWA | 12,264.00 | 12,264.00 | 0.00 |
| | 22773 | CENTER FOR MENTAL HEALTH/SHORT TERM | UNDERWAY | HOPWA | 12,688.00 | 12,688.00 | 0.00 |
| | 22774 | CENTER FOR MENTAL HEALTH/HOUSING INFO | UNDERWAY | HOPWA | 6,000.00 | 6,000.00 | 0.00 |
| | 22775 | CENTER FOR MENTAL HEALTH/SUPPORTIVE SERV | UNDERWAY | HOPWA | 6,072.22 | 6,072.22 | 0.00 |
| | 22777 | CENTER FOR MENTAL HEALTH/HOUSING INFO | BUDGETED | HOPWA | 0.00 | 0.00 | 0.00 |
| | | PROJECT TOTALS | | HOPWA | 38,988.22 | 38,988.22 | 0.00 |
| 2007-0081 | | CENTER FOR MENTAL HEALTH REGION 9 | | | | | |
| | 22776 | CENTER FOR MENTAL HEALTH/ADMINISTRATION | UNDERWAY | HOPWA | 150.00 | 150.00 | 0.00 |

U.S. DEPARTMENT OF HOUSING AND URBAN DEVELOPMENT
 OFFICE OF COMMUNITY PLANNING AND DEVELOPMENT
 INTEGRATED DISBURSEMENT AND INFORMATION SYSTEM
 LIST OF ACTIVITIES BY PROGRAM YEAR AND PROJECT
 INDIANA

| PGM YR- PROJECT | IDIS ACT ID | ACTIVITY NAME | STATUS | PGM | FUNDED AMOUNT | NET DRAWN AMOUNT | BALANCE |
|--------------------|----------------|--|----------|-------|---------------|------------------|----------|
| | 22778 | CENTER FOR MENTAL HEALTH/HOUSING INFO | UNDERWAY | HOPWA | 2,000.00 | 2,000.00 | 0.00 |
| | 22779 | CENTER FOR MENTAL HEALTH/RENTAL ASSIST | UNDERWAY | HOPWA | 10,925.00 | 10,925.00 | 0.00 |
| | 22780 | CENTER FOR MENTAL HEALTH/SHORT TERM | UNDERWAY | HOPWA | 5,818.59 | 5,818.59 | 0.00 |
| | 22781 | CENTER FOR MENTAL HEALTH/SUPPORTIVE SERV | UNDERWAY | HOPWA | 1,845.00 | 1,845.00 | 0.00 |
| | | PROJECT TOTALS | | HOPWA | 20,738.59 | 20,738.59 | 0.00 |
| 2007-0082 | | BLOOMINGTON HOSPITAL/POSITIVE LINK | | | | | |
| | 22782 | POSITIVE LINK/RENTAL ASSISTANCE | UNDERWAY | HOPWA | 23,764.05 | 23,764.00 | 0.05 |
| | 22783 | POSITIVE LINK/SHORT TERM RENT | UNDERWAY | HOPWA | 18,588.00 | 18,588.00 | 0.00 |
| | 22784 | POSITIVE LINK/SUPPORTIVE SERVICES | UNDERWAY | HOPWA | 7,834.65 | 7,834.65 | 0.00 |
| | | PROJECT TOTALS | | HOPWA | 50,186.70 | 50,186.65 | 0.05 |
| | | PROGRAM YEAR 2007 TOTALS | | HOPWA | 835,340.00 | 827,549.46 | 7,790.54 |

U.S. DEPARTMENT OF HOUSING AND URBAN DEVELOPMENT
 OFFICE OF COMMUNITY PLANNING AND DEVELOPMENT
 INTEGRATED DISBURSEMENT AND INFORMATION SYSTEM
 GRANTEE SUMMARY ACTIVITY REPORT
 INDIANA

REPORT FOR STATUS CODE: 3 - UNDERWAY
 MATRIX CODE: 31C

| GRANTEE ACTIVITY NUMBER | IDIS ACT ID | PGM YR- PROJECT | ACTIVITY NAME | ACT STAT | MTX CD | INITIAL FUNDING DT | FUNDED AMOUNT | DRAWN AMOUNT | DATE OF LAST DRAW |
|----------------------------|----------------|--------------------|-------------------------------------|-------------|-----------|-----------------------|------------------|-----------------|----------------------|
| | 22733 | 2007-0071 | BROTHERS UPLIFTING BROTHERS/OPERATI | UNWY | 31C | 09-04-2007 | 7,000.00 | 3,961.25 | 06-27-2008 |
| | 22734 | 2007-0071 | BROTHERS UPLIFTING BROTHERS/LONG TE | UNWY | 31C | 09-04-2007 | 63,357.66 | 63,357.66 | 06-27-2008 |
| | 22735 | 2007-0071 | BROTHERS UPLIFTING BROTHERS/STRMU | UNWY | 31C | 09-04-2007 | 3,689.74 | 3,689.74 | 06-27-2008 |
| | 22736 | 2007-0071 | BROTHERS UPLIFTING BROTHERS/HOUS IN | UNWY | 31C | 09-27-2007 | 1,000.00 | 225.00 | 06-27-2008 |
| | 22737 | 2007-0071 | BROTHERS UPLIFTING BROTHERS/SUPPOR | UNWY | 31C | 09-04-2007 | 16,452.60 | 15,514.74 | 06-27-2008 |
| | 22739 | 2007-0072 | AIDS RESOURCE GROUP/RENTAL ASSISTAN | UNWY | 31C | 09-27-2007 | 26,524.55 | 26,517.05 | 07-11-2008 |
| | 22740 | 2007-0072 | AIDS RESOURCE GROUP/SHORT TERM | UNWY | 31C | 09-27-2007 | 31,124.55 | 31,124.55 | 07-11-2008 |
| | 22741 | 2007-0072 | AIDS RESOURCE GROUP/SUPPORTIVE | UNWY | 31C | 09-27-2007 | 13,162.27 | 13,162.27 | 07-11-2008 |
| | 22743 | 2007-0073 | HOOSIER HILLS AIDS COALITION/RENTAL | UNWY | 31C | 09-04-2007 | 6,420.00 | 6,420.00 | 07-03-2008 |
| | 22744 | 2007-0073 | HOOSIER HILLS AIDS COALITION/SHORT | UNWY | 31C | 09-27-2007 | 909.14 | 909.14 | 02-13-2008 |
| | 22746 | 2007-0074 | GREATER HAMMOND/RENTAL ASSISTANCE | UNWY | 31C | 09-27-2007 | 103,954.06 | 103,954.06 | 06-14-2008 |
| | 22747 | 2007-0074 | GREATER HAMMOND/SUPPORTIVE SERVICES | UNWY | 31C | 09-27-2007 | 37,000.00 | 37,000.00 | 07-02-2008 |
| | 22706 | 2007-0074 | GREATER HAMMOND/SHORT TERM RENT | UNWY | 31C | 05-22-2008 | 11,667.26 | 11,622.26 | 07-02-2008 |
| | 22749 | 2007-0075 | AIDS TASK FORCE/RENTAL ASSISTANCE | UNWY | 31C | 09-27-2007 | 59,906.87 | 59,102.87 | 07-23-2008 |
| | 22750 | 2007-0075 | AIDS TASK FORCE/SHORT TERM RENT | UNWY | 31C | 09-27-2007 | 37,046.54 | 36,308.62 | 07-23-2008 |
| | 22751 | 2007-0075 | AIDS TASK FORCE/SUPPORTIVE SERVICES | UNWY | 31C | 09-27-2007 | 16,100.00 | 16,040.00 | 06-26-2008 |
| | 22753 | 2007-0076 | AIDS MINISTRIES/OPERATING COSTS | UNWY | 31C | 09-27-2007 | 12,363.00 | 12,363.00 | 07-15-2008 |
| | 22754 | 2007-0076 | AIDS MINISTRIES/RENTAL ASSISTANCE | UNWY | 31C | 10-01-2007 | 38,277.27 | 38,277.27 | 07-15-2008 |
| | 22755 | 2007-0076 | AIDS MINISTRIES/SHORT TERM RENT | UNWY | 31C | 09-27-2007 | 7,900.44 | 7,900.44 | 03-12-2008 |
| | 22756 | 2007-0076 | AIDS MINISTRIES/SUPPORTIVE SERVICES | UNWY | 31C | 09-27-2007 | 52,936.79 | 52,936.79 | 07-15-2008 |
| | 22758 | 2007-0077 | AREA SEVEN AGENCY/RENTAL ASSISTANCE | UNWY | 31C | 09-27-2007 | 31,065.00 | 30,458.00 | 08-12-2008 |
| | 22759 | 2007-0077 | AREA SEVEN AGENCY/SHORT TERM RENT | UNWY | 31C | 09-27-2007 | 13,677.66 | 13,519.46 | 08-12-2008 |
| | 22762 | 2007-0078 | CENTER FOR MENTAL HEALTH/RENTAL ASS | UNWY | 31C | 09-27-2007 | 15,898.00 | 15,898.00 | 06-18-2008 |
| | 22763 | 2007-0078 | CENTER FOR MENTAL HEALTH/HOUSING IN | UNWY | 31C | 09-27-2007 | 6,000.00 | 6,000.00 | 07-23-2008 |
| | 22764 | 2007-0078 | CENTER FOR MENTAL HEALTH/SHORT TERM | UNWY | 31C | 09-27-2007 | 11,134.70 | 11,134.70 | 07-23-2008 |
| | 22765 | 2007-0078 | CENTER FOR MENTAL HEALTH/SUPPORTIVE | UNWY | 31C | 09-27-2007 | 6,034.00 | 6,034.00 | 06-14-2008 |
| | 22767 | 2007-0079 | CENTER FOR MENTAL HEALTH/RENTAL ASS | UNWY | 31C | 09-27-2007 | 19,529.00 | 19,529.00 | 06-18-2008 |
| | 22768 | 2007-0079 | CENTER FOR MENTAL HEALTH/SHORT TERM | UNWY | 31C | 09-27-2007 | 18,867.15 | 18,867.15 | 07-23-2008 |
| | 22769 | 2007-0079 | CENTER FOR MENTAL HEALTH/HOUSING IN | UNWY | 31C | 09-27-2007 | 8,000.00 | 8,000.00 | 08-13-2008 |
| | 22770 | 2007-0079 | CENTER FOR MENTAL HEALTH/SUPPORTIVE | UNWY | 31C | 09-27-2007 | 10,501.00 | 10,501.00 | 07-23-2008 |
| | 22772 | 2007-0080 | CENTER FOR MENTAL HEALTH/RENTAL ASS | UNWY | 31C | 09-27-2007 | 12,264.00 | 12,264.00 | 06-18-2008 |
| | 22773 | 2007-0080 | CENTER FOR MENTAL HEALTH/SHORT TERM | UNWY | 31C | 09-27-2007 | 12,688.00 | 12,688.00 | 06-18-2008 |
| | 22774 | 2007-0080 | CENTER FOR MENTAL HEALTH/HOUSING IN | UNWY | 31C | 09-27-2007 | 6,000.00 | 6,000.00 | 07-25-2008 |
| | 22775 | 2007-0080 | CENTER FOR MENTAL HEALTH/SUPPORTIVE | UNWY | 31C | 09-27-2007 | 6,072.22 | 6,072.22 | 07-25-2008 |
| | 22778 | 2007-0081 | CENTER FOR MENTAL HEALTH/HOUSING IN | UNWY | 31C | 09-27-2007 | 2,000.00 | 2,000.00 | 07-23-2008 |
| | 22779 | 2007-0081 | CENTER FOR MENTAL HEALTH/RENTAL ASS | UNWY | 31C | 09-27-2007 | 10,925.00 | 10,925.00 | 06-18-2008 |
| | 22780 | 2007-0081 | CENTER FOR MENTAL HEALTH/SHORT TERM | UNWY | 31C | 09-27-2007 | 5,818.59 | 5,818.59 | 07-23-2008 |
| | 22781 | 2007-0081 | CENTER FOR MENTAL HEALTH/SUPPORTIVE | UNWY | 31C | 09-27-2007 | 1,845.00 | 1,845.00 | 07-23-2008 |
| | 22782 | 2007-0082 | POSITIVE LINK/RENTAL ASSISTANCE | UNWY | 31C | 09-27-2007 | 23,764.05 | 23,764.00 | 07-03-2008 |
| | 22783 | 2007-0082 | POSITIVE LINK/SHORT TERM RENT | UNWY | 31C | 09-27-2007 | 18,588.00 | 18,588.00 | 07-03-2008 |
| | 22784 | 2007-0082 | POSITIVE LINK/SUPPORTIVE SERVICES | UNWY | 31C | 09-27-2007 | 7,834.65 | 7,834.65 | 07-03-2008 |
| CC-004-015/OPERATE | 17187 | 2004-0172 | 2004/CC-004-015/OPERATING COSTS | UNWY | 31C | 10-04-2004 | 33,000.00 | 33,000.00 | 09-27-2006 |
| CC-004-015/R/DF/R | 17186 | 2004-0172 | 2004-CC-004-015/REHAB/DEV FEE/RELOC | UNWY | 31C | 10-04-2004 | 330,188.93 | 330,188.93 | 01-05-2007 |

U.S. DEPARTMENT OF HOUSING AND URBAN DEVELOPMENT
 OFFICE OF COMMUNITY PLANNING AND DEVELOPMENT
 INTEGRATED DISBURSEMENT AND INFORMATION SYSTEM
 GRANTEE SUMMARY ACTIVITY REPORT
 INDIANA

| GRANTEE ACTIVITY NUMBER | IDIS ACT ID | PGM YR- PROJECT | ACTIVITY NAME | ACT STAT | MTX CD | INITIAL FUNDING DT | FUNDED AMOUNT | DRAWN AMOUNT | DATE OF LAST DRAW |
|----------------------------|----------------|--------------------|-------------------------------------|-------------|-----------|-----------------------|------------------|-----------------|----------------------|
| CC-004-015/RA | 17717 | 2004-0172 | 2004/CC-004-015/RENTAL ASSISTANCE | UNWY | 31C | 04-26-2005 | 29,997.07 | 29,997.07 | 02-03-2006 |
| CC-004-015/SS | 17188 | 2004-0172 | 2004-CC-004-015/SUPPORTIVE SERVICES | UNWY | 31C | 10-04-2004 | 12,150.00 | 12,150.00 | 09-27-2006 |
| CC-006-001/OC | 20928 | 2006-0001 | 2006/CC-006-001/OPERATING COSTS | UNWY | 31C | 08-28-2006 | 7,504.67 | 7,504.67 | 07-27-2007 |
| CC-006-001/SS | 20931 | 2006-0001 | 2006/CC-006-001/SUPPORTIVE SERVICES | UNWY | 31C | 08-28-2006 | 54,912.00 | 54,912.00 | 07-27-2007 |
| CC-006-001/STR | 20930 | 2006-0001 | 2006/CC-006-001/SHORT-TERM RENT | UNWY | 31C | 08-28-2006 | 10,984.81 | 10,984.81 | 07-27-2007 |
| CC-006-001/TBRA | 20929 | 2006-0001 | 2006/CC-006-001/RENTAL ASSISTANCE | UNWY | 31C | 08-28-2006 | 36,430.00 | 36,430.00 | 07-27-2007 |
| CC-006-002/SS | 20936 | 2006-0003 | AIDS RESOURCEGR/SUPPORTIVE SERVICES | UNWY | 31C | 08-28-2006 | 16,465.38 | 16,465.38 | 07-26-2007 |
| CC-006-002/STR | 20935 | 2006-0003 | AIDS RESOURCEG/SHORT-TERM RENT | UNWY | 31C | 08-28-2006 | 31,210.90 | 31,210.90 | 07-26-2007 |
| CC-006-002/TBRA | 20934 | 2006-0003 | AIDS RESOURCE GROUP/RETASSISTANCE | UNWY | 31C | 08-28-2006 | 27,284.08 | 27,284.08 | 07-26-2007 |
| CC-006-003/SS | 20940 | 2006-0004 | AIDS TASK FORCE/SUPPORTIVE SERVICES | UNWY | 31C | 08-28-2006 | 16,000.00 | 16,000.00 | 06-22-2007 |
| CC-006-003/STR | 20939 | 2006-0004 | AIDS TASK FORCE/SHORT-TERM RENT | UNWY | 31C | 08-28-2006 | 50,446.00 | 50,446.00 | 06-22-2007 |
| CC-006-003/TBRA | 20938 | 2006-0004 | AIDS TASK FORCE/RENTAL ASSISTANCE | UNWY | 31C | 08-28-2006 | 51,303.65 | 51,303.65 | 08-02-2007 |
| CC-006-004/SS | 20944 | 2006-0005 | 2006/CC-006-004/SUPPORTIVE SERVICES | UNWY | 31C | 08-28-2006 | 6,376.00 | 6,376.00 | 08-23-2007 |
| CC-006-004/STR | 20943 | 2006-0005 | 2006/CC-006-004/SHORT-TERM RENT | UNWY | 31C | 08-28-2006 | 15,635.60 | 15,635.60 | 08-23-2007 |
| CC-006-004/TBRA | 20942 | 2006-0005 | 2006/CC-006-004/RENTAL ASSISTANCE | UNWY | 31C | 08-28-2006 | 11,669.14 | 11,669.14 | 08-23-2007 |
| CC-006-005/SS | 20949 | 2006-0006 | 2006/CC-006-005/SUPPORTIVE SERVICES | UNWY | 31C | 08-28-2006 | 5,347.28 | 5,347.28 | 08-21-2007 |
| CC-006-005/STR | 20948 | 2006-0006 | 2006/CC-006-005/SHORT-TERM RENT | UNWY | 31C | 08-28-2006 | 18,899.74 | 18,899.74 | 07-07-2007 |
| CC-006-005/TBRA | 20947 | 2006-0006 | 2006/CC-006-005/RENTAL ASSISTANCE | UNWY | 31C | 08-30-2006 | 28,742.98 | 28,742.98 | 08-21-2007 |
| CC-006-006/SS | 20953 | 2006-0007 | 2006/CC-006-006/SUPPORTIVE SERVICES | UNWY | 31C | 08-28-2006 | 7,333.00 | 7,333.00 | 08-30-2007 |
| CC-006-006/STR | 20952 | 2006-0007 | 2006/CC-006-006/SHORT-TERM RENT | UNWY | 31C | 08-28-2006 | 22,494.90 | 22,494.90 | 08-30-2007 |
| CC-006-006/TBRA | 20951 | 2006-0007 | 2006/CC-006-006/RENTAL ASSISTANCE | UNWY | 31C | 08-28-2006 | 20,473.02 | 20,473.02 | 08-30-2007 |
| CC-006-007/SS | 20957 | 2006-0008 | 2006/CC-006-007/SUPPORTIVE SERVICES | UNWY | 31C | 08-28-2006 | 37,000.00 | 37,000.00 | 07-11-2007 |
| CC-006-007/STR | 20956 | 2006-0008 | 2006/CC-006-007/SHORT-TERM RENT | UNWY | 31C | 08-28-2006 | 1,000.00 | 1,000.00 | 08-30-2006 |
| CC-006-007/TBRA | 20955 | 2006-0008 | 2006/CC-006-007/RENTAL ASSISTANCE | UNWY | 31C | 08-28-2006 | 123,146.00 | 123,146.00 | 06-22-2007 |
| CC-006-008/HI | 20962 | 2006-0009 | 2006/CC-006-008/HOUSING INFORMATION | UNWY | 31C | 08-28-2006 | 249.00 | 249.00 | 06-16-2007 |
| CC-006-008/OC | 20959 | 2006-0009 | 2006/CC-006-008/OPERATING COSTS | UNWY | 31C | 08-28-2006 | 3,980.20 | 3,980.20 | 06-16-2007 |
| CC-006-008/SS | 20963 | 2006-0009 | 2006/CC-006-008/SUPPORTIVE SERVICE | UNWY | 31C | 08-28-2006 | 8,432.00 | 8,432.00 | 06-16-2007 |
| CC-006-008/STR | 20961 | 2006-0009 | 2006/CC-006-008/SHORT-TERM RENT | UNWY | 31C | 08-28-2006 | 5,159.84 | 5,159.84 | 08-23-2007 |
| CC-006-008/TBRA | 20960 | 2006-0009 | 2006/CC-006-008/RENTAL ASSISTANCE | UNWY | 31C | 08-28-2006 | 78,610.82 | 78,610.82 | 06-16-2007 |
| CC-006-009/STR | 20966 | 2006-0010 | 2006/CC-006-009/SHORT-TERM RENT | UNWY | 31C | 08-28-2006 | 1,871.00 | 1,871.00 | 09-09-2006 |
| CC-006-009/TBRA | 20965 | 2006-0010 | 2006/CC-006-009/RENTAL ASSISTANCE | UNWY | 31C | 08-28-2006 | 5,868.00 | 5,868.00 | 07-04-2007 |
| CC-006-010/SS | 20970 | 2006-0011 | 2006/CC-006-010/SUPPORTIVE SERVICES | UNWY | 31C | 08-28-2006 | 3,401.00 | 3,401.00 | 08-30-2007 |
| CC-006-010/STR | 20969 | 2006-0011 | 2006/CC-006-010/SHORT-TERM RENT | UNWY | 31C | 08-28-2006 | 15,590.29 | 15,590.29 | 08-30-2007 |
| CC-006-010/TBRA | 20968 | 2006-0011 | 2006/CC-006-010/RENTAL ASSISTANCE | UNWY | 31C | 08-28-2006 | 13,905.63 | 13,905.63 | 08-30-2007 |
| CC-006-011/STR | 20973 | 2006-0012 | 2006/CC-006-011/SHORT-TERM RENT | UNWY | 31C | 08-28-2006 | 17,696.42 | 17,696.42 | 08-02-2007 |
| CC-006-011/TBRA | 20972 | 2006-0012 | 2006/CC-006-011/RENTAL ASSISTANCE | UNWY | 31C | 08-28-2006 | 27,556.00 | 27,556.00 | 08-02-2007 |
| CC-006-012/SS | 20978 | 2006-0013 | 2006/CC-006-012/SUPPORTIVE SERVICES | UNWY | 31C | 01-03-2007 | 2,504.00 | 2,504.00 | 08-23-2007 |
| CC-006-012/STR | 20977 | 2006-0013 | 2006/CC-006-012/SHORT-TERM RENT | UNWY | 31C | 08-28-2006 | 7,162.63 | 7,162.63 | 08-23-2007 |
| CC-006-012/TBRA | 20976 | 2006-0013 | 2006/CC-006-012/RENTAL ASSISTANCE | UNWY | 31C | 08-28-2006 | 9,643.00 | 9,643.00 | 08-23-2007 |

ACTIVITY TOTALS

FUNDED: 2,002,923.74

DRAWN : 1,995,752.46

SECTION VI.
Performance Measurement System

SECTION VI.

Performance Measurement System

On September 3, 2003, HUD issued a memorandum (SUBJECT: Development of State and Local Performance Measurement Systems for Community Planning and Development (CDP) Formula Grant Programs) encouraging states and localities to implement a performance measurement system (PM system) related to administration of the CDBG, HOME, ESG, and HOPWA block grants. At a minimum, HUD is requesting that States describe their progress in developing a PM system in their upcoming CAPER reports. During the planning for program years (PY) 2006 and 2007 the State included objectives, outcomes and activities to each annual Action Plan.

During January 2004, the State of Indiana grantee agencies – the Office of Rural Affairs (previously the Department of Commerce), the Indiana Housing and Community Development Authority (previously the Indiana Housing Finance Authority) and the Family and Social Services Administration – met to discuss how a PM system might be introduced into their grant evaluation and monitoring activities. This section of the CAPER for FY2007 describes the agencies' progress in implementing the PM system.

Goals and Plan

In the January 2004 meeting, the agencies established the following goals toward implementing a PM system.

1. Before September 2004, when the State's CAPER is completed, each Agency will have a plan for implementing a PM system for their HUD grant programs.
2. Each Agency's plan for their PM system will be described in the CAPER.
3. During late 2004 and 2005, the Agencies will fully implement their PM system. The 2005 Consolidated Plan will contain data and information that the Agencies will use as benchmarks in future CAPERs.

IHCDA Performance Measurement System

At the time of their grant request, applicants are required to identify the following:

- The number of units that will be provided by the proposed project and their target affordability ranges;
- The targeted special needs populations who would be served by the proposed project;
- Information about how the applicant intends to work with special needs populations;
- Information on the program beneficiaries from the proposed project (income race/ethnicity, disability, elderly, single parent households); and
- Indicators the grantee will use to measure the neighborhood impact of the project.

In 2006, IHCDA moved to a preference system and away from scoring. The preference categories of the HOME application IHCDA used during PY2007 is attached to this section.

The following exhibits show the performance measure reports for HOME and CDBG housing.

**Exhibit VI-1.
HOME Housing Performance Report for Rental,
Homebuyer, Homeowner, Rehab and TBRA, FY2007**

| Objectives | Availability / Accessibility | | Affordability | | Sustainability | | Total | |
|----------------------|------------------------------|------------|---------------|--------------------|----------------|--------------------|------------|---------------------|
| | Units | Amount | Units | Amount | Units | Amount | Units | Amount |
| Suitable Living | 0 | \$0 | 0 | \$0 | 33 | \$1,092,889 | 33 | \$1,092,889 |
| Decent Housing | 0 | \$0 | 883 | \$9,516,756 | 74 | \$1,657,925 | 957 | \$11,174,682 |
| Economic Opportunity | <u>0</u> | <u>\$0</u> | <u>0</u> | <u>\$0</u> | <u>0</u> | <u>\$0</u> | <u>0</u> | <u>\$0</u> |
| Totals | 0 | \$0 | 883 | \$9,516,756 | 107 | \$2,750,814 | 990 | \$12,267,571 |

| Objectives | Brought to Property Standards | | HH Below 80% AMI | |
|----------------------|-------------------------------|---------------------|------------------|---------------------|
| | Units | Amount | Units | Amount |
| Suitable Living | 33 | \$1,092,889 | 33 | \$1,092,889 |
| Decent Housing | 957 | \$11,174,682 | 957 | \$11,174,682 |
| Economic Opportunity | <u>0</u> | <u>\$0</u> | <u>0</u> | <u>\$0</u> |
| Totals | 990 | \$12,267,571 | 990 | \$12,267,571 |

Note: IDIS CO4PR85 as of September 9, 2008.

Source: Indiana Housing and Community Development Authority.

**Exhibit VI-2.
CDBG Housing Performance Report, FY2007**

| Objectives | Availability / Accessibility | | Affordability | | Sustainability | | Total | |
|----------------------|------------------------------|------------|---------------|--------------------|----------------|--------------------|--------------|--------------------|
| | Units | Amount | Units | Amount | Units | Amount | Units | Amount |
| Suitable Living | 0 | \$0 | 354 | \$1,425,000 | 7,024 | \$7,776,766 | 7,378 | \$9,201,766 |
| Decent Housing | 0 | \$0 | 0 | \$0 | 0 | \$0 | 0 | \$0 |
| Economic Opportunity | <u>0</u> | <u>\$0</u> | <u>0</u> | <u>\$0</u> | <u>0</u> | <u>\$0</u> | <u>0</u> | <u>\$0</u> |
| Totals | 0 | \$0 | 354 | \$1,425,000 | 7,024 | \$7,776,766 | 7,378 | \$9,201,766 |

| Objectives | Brought to Property Standards | | HH Below 80% AMI | |
|----------------------|-------------------------------|------------|------------------|------------|
| | Units | Amount | Units | Amount |
| Suitable Living | 0 | \$0 | 7,364 | *** |
| Decent Housing | 0 | \$0 | 0 | \$0 |
| Economic Opportunity | <u>0</u> | <u>\$0</u> | <u>0</u> | <u>\$0</u> |
| Totals | 0 | \$0 | 7,364 | *** |

Note: IDIS CO4PR85 as of September 9, 2008.

Source: Indiana Housing and Community Development Authority.

ESG performance measurement. During FY2005, the ESG Program moved from Family Social Services Administration (FSSA) to Indiana Housing Community Development Authority (IHCDA) on February 1, 2006. The ESG PM system currently works as follows:

Beginning in 2004, all contracts with the shelters receiving ESG were required to be performance-based. At the beginning of the grant period, shelters pick three goals out of 15 options. The shelters are required to meet the percentage goal by the end of the fiscal year. Starting in July 2004, monthly Performance-Based Reports from all shelters are collected to evaluate their progress in meeting their performance goals. A copy of the monthly reports required from shelters as well as the 15 performance goals they can choose from is attached.

The ESG Performance Based Reports accomplish many of the goals of the PM system outlined in Appendix C of the September 3, 2004 HUD CPD memo. For example, grantees are asked to report on annual goals and objectives in terms of expected and actual accomplishments. Grantees are also asked to report on various outcomes and identify the indicators used for reporting each.

A question was also included to the shelter monitoring tool requesting specifically how the shelter is transitioning their clients into permanent housing. Many of the shelters and transitional housing developments have plans and guidelines in place on how to transition a client from emergency shelter or transitional housing into permanent housing. For example, many of the shelters either assist the client in setting up a savings account while at the shelter and/or help with the location of low-income apartments or federal housing assistance.

In addition, a system was developed to aggregate, measure and evaluate the performance based statistics gathered from all of the shelters in the past year. The cumulative goal percentage of the three goals each shelter chose shows their performance of each goal.

The following exhibits show the performance measure reports for ESG.

**Exhibit VI-3.
ESG Housing Performance Report, FY2007**

| Objectives | Availability / Accessibility | | Affordability | | Sustainability | | Total | |
|----------------------|------------------------------|--------------------|---------------|-----------------|----------------|------------|---------------|--------------------|
| | Units | Amount | Units | Amount | Units | Amount | Units | Amount |
| Suitable Living | 15,792 | \$1,775,768 | 0 | \$0 | 0 | \$0 | 15,792 | \$1,775,768 |
| Decent Housing | 0 | \$0 | 5,433 | \$64,621 | 0 | \$0 | 5,433 | \$64,621 |
| Economic Opportunity | 0 | \$0 | 0 | \$0 | 0 | \$0 | 0 | \$0 |
| Totals | 15,792 | \$1,775,768 | 5,433 | \$64,621 | 0 | \$0 | 21,225 | \$1,840,389 |

Note: IDIS CO4PR85 as of September 9, 2008.

Source: Indiana Housing and Community Development Authority.

The ESG PM system tool IHCDA is currently using is attached to this section.

HOPWA performance measurement. During the 2007 HOPWA program year, site monitoring was completed for five project sponsors, 42 percent of the HOPWA project sponsors in the state. The future goal is to complete site monitoring of 80 percent of the project sponsors per program year.

The Program Monitor utilizes a monitoring tool that looks at comprehensive services, documentation, and finances. All HOPWA program sponsors (10 out of 12) that are also Care Coordination sites were monitored during the 2007 program year by the Indiana State Department of Health for the administration of Ryan White monies.

The tool covers services provided through long term, short term and supportive services. The tool and the site visit covers rental assistance compliance, housing quality standards, financial accountability, source documentation, nondiscrimination/equal opportunity/affirmative outreach, lead hazards, confidentiality, and program management and performance. After the initial monitoring a letter is sent addressing specifics of the financial management, client eligibility/client files, fair housing and equal opportunity/accessibility/lead based paint, procurement, and program management and performance.

Throughout the 2007 program year desk monitoring of monthly claims, client applications, and eligible activities were on going.

The IHCD through the competitive application and utilization of the HOPWA Annual Performance Report documented housing stability outcomes and service utilization for the 2007 program year. In the future, HOPWA sponsors will complete the Annual Performance Report and the 2009-2010 competitive grant application will utilize the information presented from the previous Annual Performance Reports in correlation with funding. IHCD will continue to utilize IDIS to track service delivery, housing stability, and housing placement. In addition to using the APR and IDIS, IHCD is bringing in a consultant to build capacity in the areas of assessment and creating housing plans specifically for the HOPWA program.

OCRA Performance Measurement System

During 2005, OCRA added Performance Measure information to the CDBG application documents. OCRA now requests the number of households receiving new assistance, the number of households receiving improved access or service and the number of households no longer having substandard service upon completion of the project.

OCRA is currently exploring a number of possible indicators that could be collected from grantees for measuring performance in OCRA's HUD grant programs:

Water, sewer & wastewater improvements. Obtain documentation on the problems with water/sewer/wastewater systems from the Department of Health and other regulatory agencies and improvements in water quality, sewer and wastewater systems as a result of the funding.

Community centers. Obtain documentation from cities and social service agencies on how the development of community centers, senior centers, daycare and health facilities improved the quality of life for residents and the average number of residents who use such facilities.

Historic preservation. Document the buildings preserved (with pictures) and their current uses.

Jobs, economic development programs. Obtain documentation from companies on the number of jobs created (by type and range of pay) and the economic impact to the community.

Emergency vehicles. Document improvements in ISO ratings or reductions in the time it takes to reach certain parts of cities.

The following exhibits show the performance measure reports for CDBG.

**Exhibit VI-4.
CDBG Performance Measures Report, FY2007**

| Project | Create Suitable Living | | | Provide Decent Housing | | | Create Economic Opportunity | | | Total |
|--|------------------------------|---------------|----------------|------------------------------|---------------|----------------|------------------------------|---------------|----------------|---------|
| | Availability / Accessibility | Affordability | Sustainability | Availability / Accessibility | Affordability | Sustainability | Availability / Accessibility | Affordability | Sustainability | |
| Public Facilities: | | | | | | | | | | |
| New access to a facility | 506 | 43 | 1,483 | 252 | 0 | 0 | 0 | 0 | 0 | 2,284 |
| Improved access to a facility | 0 | 0 | 2,835 | 0 | 0 | 0 | 0 | 0 | 14,616 | 17,451 |
| Access to facility that is no longer substandard | 14,033 | 133 | 118,543 | 0 | 0 | 0 | 0 | 0 | 8,518 | 141,227 |
| Economic Development: | | | | | | | | | | |
| Number of jobs created | 0 | 0 | 0 | 0 | 0 | 0 | 0 | 0 | 424 | 424 |
| Acres of Brownfields remediatec | 0 | 0 | 0 | 0 | 0 | 0 | 14 | 0 | 0 | 14 |
| Rehab of Rental Units: | | | | | | | | | | |
| LMH units | 0 | 118 | 0 | 0 | 0 | 0 | 0 | 0 | 0 | 118 |
| Affordable | 0 | 118 | 0 | 0 | 0 | 0 | 0 | 0 | 0 | 118 |
| Num. occupied by elderly | 0 | 116 | 0 | 0 | 0 | 0 | 0 | 0 | 0 | 116 |
| Owner Occupied Rehabilitation: | | | | | | | | | | |
| LMH units | 0 | 0 | 224 | 0 | 0 | 0 | 0 | 0 | 0 | 224 |
| Occupied by elderly | 0 | 0 | 120 | 0 | 0 | 0 | 0 | 0 | 0 | 120 |
| Lead safety compliance | 0 | 0 | 91 | 0 | 0 | 0 | 0 | 0 | 0 | 91 |

Note: IDIS C04PR83 as of August 28, 2008.

Source: Indiana Office of Community and Rural Affairs.

IHCDA Performance Measures

EXHIBIT 7: PREFERENCE CATEGORY - GENERAL

A. Affordability for Mixed Income Beneficiaries

Award recipients will be held to the unit commitment in their agreement. Changes will require prior IHCD A approval.

| | # of Eligible, But Non-Assisted Units | # of Non-Assisted Units | IHCD A-Assisted | |
|---------------------------------------|---------------------------------------|-------------------------|-----------------|------------|
| | | | # of units | % of Total |
| Market Rate Units | | | | 0% |
| 60.1% - 80% of area median income | | | | #DIV/0! |
| 50.1% - 60% of area median income | | | | #DIV/0! |
| 40.1% - 50% of area median income | | | | #DIV/0! |
| 30.1% - 40% of area median income | | | | #DIV/0! |
| At or below 30% of area median income | | | | #DIV/0! |
| Total | 0 | 0 | 0 | #DIV/0! |

Total number of units in the development 0

B. Program Beneficiaries

Indicate below the number of people you currently have on a waiting list for this housing activity only, the number of people that you anticipate serving with this housing activity, and the number of units these people will occupy. Please note that the Federal Government does not classify Hispanic/Latino as a race. Hispanic/Latino beneficiaries must be placed into one of the racial categories in the list below. Please modify your beneficiary application materials appropriately.

| Race | Current Applicants | | | Anticipated Beneficiaries | | |
|---|--------------------|-------------|-------------------|---------------------------|-------------|-------------------|
| | # of Units | # of People | % of Total People | # of Units | # of People | % of Total People |
| White | | | #DIV/0! | | | #DIV/0! |
| Black/African American | | | #DIV/0! | | | #DIV/0! |
| Asian | | | #DIV/0! | | | #DIV/0! |
| American Indian/Alaska Native | | | #DIV/0! | | | #DIV/0! |
| Native Hawaiian/Other Pacific | | | #DIV/0! | | | #DIV/0! |
| American Indian/Alaska Native & Asian & White | | | #DIV/0! | | | #DIV/0! |
| Black/African American & White | | | #DIV/0! | | | #DIV/0! |
| American Indian/Alaskan Native | | | #DIV/0! | | | #DIV/0! |
| Other Multi-Racial | | | #DIV/0! | | | #DIV/0! |
| Total | 0 | 0 | #DIV/0! | 0 | 0 | #DIV/0! |

C. Targeted Populations With Special Housing Needs

1) Individuals may be counted more than once in the chart below:

| | # units | % of total | | # units | % of total |
|------------------------------|---------|------------|--------------------------------|---------|------------|
| Homeless Families** | | #DIV/0! | Persons with Mental Impairment | | #DIV/0! |
| Homeless Men** | | #DIV/0! | Persons with Disabilities | | #DIV/0! |
| Homeless Women** | | #DIV/0! | Single-Parent Households | | #DIV/0! |
| Homeless Children** | | #DIV/0! | Abused Children | | #DIV/0! |
| Victims of domestic violence | | #DIV/0! | People with Addictions | | #DIV/0! |
| | | | Total | 0 | #DIV/0! |

**Recipients may restrict beneficiaries to one gender only when there is a good and compelling programmatic reason to do so (e.g., there will be shared bathrooms, you are serving victims of domestic violence, etc.).

- 2) Number of units that will be reserved for individuals at or above 62 years of age: _____
 % of units in the development that are reserved for individuals at or above 62 or older: #DIV/0!
 Number of units that will be reserved for individuals at or above 55 years of age: _____
 % of units in the development that are reserved for individuals at or above 55 or older: #DIV/0!

3) Is working with the special needs population identified a part of your normal course of business? (This is defined as a daily activity undertaken by your organization that is not limited only to providing housing and is not dependent upon a housing activity. Examples include case management, counseling, Head Start programs, etc., so long as these services are not offered only to tenants of your housing program(s)).

Applicant: Yes No
 Subrecipient: Yes No N/A

If yes, describe how this is a part your normal course of business below:

4) If an applicant or subrecipient's normal course of business does not include working with these special needs populations, the applicant must submit a letter (12 months old or less) in TAB G from a qualified organization providing services for such persons that indicates that they will refer clients to the housing activity. A sample letter of cooperation can be found in Appendix G. If there is no organization in the region that can refer clients to the applicant then they must be able to demonstrate through a letter that, prior to submitting the application, they have taken steps to start making working with the identified special needs population a part of their normal course of business.

Check one: Attached Not Applicable

5) If the applicant (for rental, permanent supportive, transitional housing only) is not the owner of the property, then a letter (6 months or less) from the owner must be enclosed in Tab G committing to target and give priority to such residents.

Check one: Attached Not Applicable

D. Development Location

Is this activity located in a:

1) Qualified Census Tract: _____ Yes No

A. If yes, provide a map of the service or study area indicating all the census tracts and those that are qualified census tracts in TAB H. Census tract maps can be found on the Internet at: http://ftp2.census.gov/plmap/pl_trt/st18 Indiana/
 See Appendix C for a list of Qualified Census Tracts for metropolitan and non-metropolitan areas in the State of Indiana.

What percentage of the units will be located within the qualified census tract? _____.

| | | |
|--|--|--|
| | | |
|--|--|--|

The term of the commitment, the defined scope of service, the financial plans, and firm commitments will be considered.

I. Unique Features

Please describe features of the housing program that are "unique" and go above and beyond the basic requirements of this kind of housing program. This description should cover an aspect of the development or organization that is not covered under any other preference category and which would be unique when compared to all of the applications submitted to IHCDA. Prior to submitting the application, it is suggested that applicants contact their Community Development Representative with regards to the proposed unique feature(s). Please limit response to the space provided.

J. Minority and Women Business Enterprises

Have you appropriately procured the services of a state-certified Minority Business Enterprise (MBE) or Women Business Enterprise (WBE) or is the same materially participating in this housing activity (e.g., property management, professional services, consultant, application preparer, administrator, etc)?

Yes No

A list of Indiana certified MBEs and WBEs can be found at:
<http://www.IN.gov/idoa/minority/index.html>.

If yes, list below and attach in TAB K. Attach additional names in TAB K if necessary. All applicable development, management, and contractor agreements (complete a copy of the certificate from the Indiana Department of Administration, Office of Minority Development in TAB K.

MBE or WBE

Name of Business:

Street Address:

City State Zip County

Phone Fax Mobile

MBE or WBE

Name of Business: _____

Street Address: _____

City _____ State _____ Zip _____ County _____

Phone _____ Fax _____ Mobile _____

MBE or WBE

Name of Business: _____

Street Address: _____

City _____ State _____ Zip _____ County _____

Phone _____ Fax _____ Mobile _____

MBE or WBE

Name of Business: _____

Street Address: _____

City _____ State _____ Zip _____ County _____

Phone _____ Fax _____ Mobile _____

ESG Performance Based Options

ESG PERFORMANCE BASED OPTIONS

2006-2008

Choose three of the below performance based options. These selected options will be for the Performance Report that is due on the 10th of every month for each fiscal year. The shelter must reach the percentage goal or above by the end of the fiscal year.

Attach the performance report form and a one-two page (1-2) of supported documentation with first names of clients or an alpha/numeric coding. The documentation summary should show support for all three objectives chosen.

Essential Services

1. 85% of the clients will receive information/education materials for their needs and for services within 3-7 days of assessments.
Measurement: Service evidenced by a summary list of those clients devoid of personal identifiers through some numeric or alpha coding.
2. 55% of the adult domestic violence clients will complete a safety plan.
Measurement: Number of victims receiving services as evidenced by the summary list of those clients devoid of personal identifiers through some numeric or alpha coding.
3. 80% of all clients will establish a case/care plan within 7 days of admission (this would include children over 5 years of age for youth institutions).
Measurement: Number of clients serviced evidenced by a summary list within the specified time period devoid of personal identifiers through some numeric or alpha coding.
4. 40% of clients will access transitional or permanent housing upon successful completion from the program (for clients who stay 30 days or more).
Measurement: Number of clients evidenced by a summary list of those clients devoid of personal identifiers through some numeric or alpha coding.
5. 85% will be assisted with an enrollment to an educational and/or job training program.
Measurement: Number of clients evidenced by a summary of those assisted or enrolled.
6. 50% will increase their income or be employed upon exit from the program (for clients who stay 30 days or more in the program).
Measurement: Number of clients evidenced by a summary list of those clients who have met this goal devoid of personal identifiers through some numeric or alpha coding.

7. 85% of clients will be informed and referred to mainstream programs. (E.g. Food Stamps, Medicaid, Medicare, VA benefits, SSI, etc.)
Measurement: Number of clients evidenced by a summary list of those referred devoid of personal identifiers through some numeric or alpha coding.
8. 50% of the transitional residents will move from transitional to permanent housing for families/individuals that stay at least 24 months.
Measurement: Service evidenced by a summary of those clients who have met this goal when discharged devoid of personal identifiers through some numeric or alpha coding.
9. **80%** of clients who reside in transitional units will receive case management at least 1 time a month.
Measurement: Service evidenced by a summary of those clients receiving case management devoid of personal identifiers through some numeric or alpha coding.
10. 80% of clients will receive case management/and or counseling at least 1 time a week that stay more than 7 days for emergency shelters.
Measurement: Service evidenced by a number of clients' who received case management devoid of personal identifiers through some numeric or alpha coding.
11. 80% of clients will have established goals and objectives for those who stay 30 days or more.
Measurement: Documentation of clients establishing goals and objectives within 30 days devoid of personal identifiers through some numeric or alpha coding.
12. 50% of the adult clients served will work on a plan to achieve self-sufficiency.
Measurement: Checklist indicating all documents used to prepare the client for self-sufficiency. Services provided should include assessments, budgeting, scheduling, and education to build towards self-sufficiency devoid of personal identifiers through some numeric or alpha coding.

Homeless Prevention/Outreach

13. 85% of clients will have a complete client assessments/intake within 72 hours.
Measurement: Services evidenced by a summary of clients who received the assessment in allotted time devoid of personal identifiers through some numeric or alpha coding.
14. 80% of clients who receive utility, rent subsidies, security deposits or any payments to prevent homelessness will be given a referral or services to credit counseling, budget counseling, employment counseling or to a nutritional service.

Measurement: Services evidenced by a summary of clients who received the homeless prevention funds and proper counseling or referrals devoid of personal identifiers through some numeric or alpha coding

15. Conduct a community outreach program at least one per quarter (four a year).
(Must be speaking engagements or face to face outreach – no mail outs)
Measurement: Service evidenced by a summary of the community outreach.

Operations

16. 50% of the adult clients will participate in evaluating the shelter's services.
Measurement: Number of clients evidenced by a summary list of those who evaluated the shelter devoid of personal identifiers through some numeric or alpha coding.

Public Comment

Public Comment

The 2007 CAPER was available for public review between September 12, 2008 and September 26, 2008. A hard copy of the CAPER was on file with the Indiana Office of Community and Rural Affairs and electronic copies were available on agency websites. Public comments are encouraged and accepted during this period. The public notice announcing the availability of the CAPER was published in several newspapers throughout Indiana prior to the CAPERs availability for public comment.

No public comments were received during the two-week public comment review period concerning the State of Indiana CAPER for Program Year 2007.

HUD Tables

HUD Tables

This attachment contains tables from the HUD Consolidated Plan Management Process (CPMP), including the Needs Tables and the Summary of Specific Objectives workbook. Program year 2007 accomplishment data had been included.

| Housing Needs Table | | Grantee: State of Indiana | | | | | | | | | | | | | | Households with a Disabled Member | Disproportionate Racial/Ethnic Need? | # of Households in lead-Hazard Housing | Total Low Income, HIV/ AIDS Population | | | | |
|----------------------------|-----------------|---|------------------------------|---------------------------|--------|--------|---------|---------|------------|------|--------|------|--------|-----------|----------------|-----------------------------------|--------------------------------------|--|--|---------------|-------------|---|--|
| | | Only complete blue sections. Do NOT type in sections other than blue. | | | | | | | | | | | | | | | | | | | | | |
| | | Current % of Households | Current Number of Households | 3-5 Year Quantities | | | | | | | | | | % of Goal | Priority Need? | | | | | Plan to Fund? | Fund Source | | |
| | | | | Year 1 | Year 2 | Year 3 | Year 4* | Year 5* | Cumulative | | | | | | | | | | | | | | |
| Goal | Actual | Goal | Actual | Goal | Actual | Goal | Actual | Goal | Actual | Goal | Actual | Goal | Actual | % HSHLD | # HSHLD | | | | | | | | |
| Household Income <=30% MFI | Renter | Elderly | NUMBER OF HOUSEHOLDS | 100% | 38,394 | | | | | | | | | | | | | 100% | 76510 | Y | | | |
| | | | Any housing problems | 56.5 | 21,693 | | | | | | | | | 0 | 0 | #### | | | 66.4 | 50803 | | | |
| | | | Cost Burden > 30% | 55.8 | 21,424 | | | | | | | | | 0 | 0 | #### | | | | | | | |
| | | | Cost Burden >50% | 36.7 | 14,091 | | | | | | | | | 0 | 0 | #### | | | | | | | |
| | Renter | Small Related | NUMBER OF HOUSEHOLDS | 100% | 46,715 | | | | | | | | | | | | | | | | N | | |
| | | | With Any Housing Problems | 77.3 | 36,111 | | | | | | | | | 0 | 0 | #### | | | | | | | |
| | | | Cost Burden > 30% | 75.0 | 35,036 | | | | | | | | | 0 | 0 | #### | | | | | | | |
| | | | Cost Burden >50% | 56.9 | 26,581 | | | | | | | | | 0 | 0 | #### | | | | | | | |
| | Renter | Large Related | NUMBER OF HOUSEHOLDS | 100% | 8,815 | | | | | | | | | | | | | | | | N | | |
| | | | With Any Housing Problems | 85.0 | 7,493 | | | | | | | | | 0 | 0 | #### | | | | | | | |
| | | | Cost Burden > 30% | 74.7 | 6,585 | | | | | | | | | 0 | 0 | #### | | | | | | | |
| | | | Cost Burden >50% | 52.6 | 4,637 | | | | | | | | | 0 | 0 | #### | | | | | | | |
| | Renter | All other hshld | NUMBER OF HOUSEHOLDS | 100% | 56,330 | | | | | | | | | | | | | | | | N | | |
| | | | With Any Housing Problems | 74.2 | 41,797 | | | | | | | | | 0 | 0 | #### | | | | | | | |
| | | | Cost Burden > 30% | 73.2 | 41,234 | | | | | | | | | 0 | 0 | #### | | | | | | | |
| | | | Cost Burden >50% | 59.7 | 33,629 | | | | | | | | | 0 | 0 | #### | | | | | | | |
| | Owner | Elderly | NUMBER OF HOUSEHOLDS | 100% | 49,448 | | | | | | | | | | | | | | | | | | |
| | | | With Any Housing Problems | 62.4 | 30,856 | | | | | | | | | 0 | 0 | #### | | | | | | | |
| | | | Cost Burden > 30% | 61.9 | 30,608 | | | | | | | | | 0 | 0 | #### | | | | | | | |
| | | | Cost Burden >50% | 35.0 | 17,307 | | | | | | | | | 0 | 0 | #### | | | | | | | |
| | | Owner | Small Related | NUMBER OF HOUSEHOLDS | 100% | 21,725 | | | | | | | | | | | | | | | | N | |
| | | | | With Any Housing Problems | 77.7 | 16,880 | | | | | | | | | 0 | 0 | #### | | | | | | |
| | | | | Cost Burden > 30% | 76.5 | 16,620 | | | | | | | | | 0 | 0 | #### | | | | | | |
| | | | | Cost Burden >50% | 60.9 | 13,231 | | | | | | | | | 0 | 0 | #### | | | | | | |
| Owner | | Large Related | NUMBER OF HOUSEHOLDS | 100% | 5,490 | | | | | | | | | | | | | | | | N | | |
| | | | With Any Housing Problems | 86.6 | 4,754 | | | | | | | | | 0 | 0 | #### | | | | | | | |
| | | | Cost Burden > 30% | 78.8 | 4,326 | | | | | | | | | 0 | 0 | #### | | | | | | | |
| | | | Cost Burden >50% | 61.3 | 3,365 | | | | | | | | | 0 | 0 | #### | | | | | | | |
| Owner | All other hshld | NUMBER OF HOUSEHOLDS | 100% | 18,610 | | | | | | | | | | | | | | | | N | | | |
| | | With Any Housing Problems | 71.4 | 13,288 | | | | | | | | | 0 | 0 | #### | | | | | | | | |
| | | Cost Burden > 30% | 70.8 | 13,176 | | | | | | | | | 0 | 0 | #### | | | | | | | | |
| | | Cost Burden >50% | 57.1 | 10,626 | | | | | | | | | 0 | 0 | #### | | | | | | | | |

| | | Household Income > 30 to <= 50% MFI | | | | | | | | | | | | | | | | | | | | |
|------------------|---------------------------|-------------------------------------|--------|--------|---|---|---|---|---|---|----|------|------|----|----|--|--|------|-------|-------|---|--|
| | | 1 | 2 | 3 | 4 | 5 | 6 | 7 | 8 | 9 | 10 | 11 | 12 | 13 | 14 | | | | | | | |
| Owner | Elderly | NUMBER OF HOUSEHOLDS | 100% | 31,384 | | | | | | | | | | | | | | 100% | 73655 | N | | |
| | | With Any Housing Problems | 53.1 | 16,665 | | | | | | | 0 | 0 | #### | | | | | | 44.1 | 32482 | | |
| | | Cost Burden > 30% | 52.2 | 16,382 | | | | | | | 0 | 0 | #### | | | | | | | | | |
| | | Cost Burden >50% | 15.8 | 4,959 | | | | | | | 0 | 0 | #### | | | | | | | | | |
| | Small Related | NUMBER OF HOUSEHOLDS | 100% | 41,935 | | | | | | | | | | | | | | | | | N | |
| | | With Any Housing Problems | 60.2 | 25,245 | | | | | | | 0 | 0 | #### | | | | | | | | | |
| | | Cost Burden > 30% | 57.1 | 23,945 | | | | | | | 0 | 0 | #### | | | | | | | | | |
| | | Cost Burden >50% | 8.2 | 3,439 | | | | | | | 0 | 0 | #### | | | | | | | | | |
| | Large Related | NUMBER OF HOUSEHOLDS | 100% | 9,335 | | | | | | | | | | | | | | | | | N | |
| | | With Any Housing Problems | 67.2 | 6,273 | | | | | | | 0 | 0 | #### | | | | | | | | | |
| | | Cost Burden > 30% | 41.6 | 3,883 | | | | | | | 0 | 0 | #### | | | | | | | | | |
| | | Cost Burden >50% | 4.0 | 373 | | | | | | | 0 | 0 | #### | | | | | | | | | |
| All other hshold | NUMBER OF HOUSEHOLDS | 100% | 40,285 | | | | | | | | | | | | | | | | | N | | |
| | With Any Housing Problems | 68.2 | 27,474 | | | | | | | 0 | 0 | #### | | | | | | | | | | |
| | Cost Burden > 30% | 66.7 | 26,870 | | | | | | | 0 | 0 | #### | | | | | | | | | | |
| | Cost Burden >50% | 17.2 | 6,929 | | | | | | | 0 | 0 | #### | | | | | | | | | | |
| Renter | Elderly | NUMBER OF HOUSEHOLDS | 100% | 79,277 | | | | | | | | | | | | | | | | N | | |
| | | With Any Housing Problems | 28.4 | 22,515 | | | | | | | 0 | 0 | #### | | | | | | | | | |
| | | Cost Burden > 30% | 27.9 | 22,118 | | | | | | | 0 | 0 | #### | | | | | | | | | |
| | | Cost Burden >50% | 11.2 | 8,879 | | | | | | | 0 | 0 | #### | | | | | | | | | |
| | Small Related | NUMBER OF HOUSEHOLDS | 100% | 34,280 | | | | | | | | | | | | | | | | N | | |
| | | With Any Housing Problems | 62.8 | 21,528 | | | | | | | 0 | 0 | #### | | | | | | | | | |
| | | Cost Burden > 30% | 61.6 | 21,116 | | | | | | | 0 | 0 | #### | | | | | | | | | |
| | | Cost Burden >50% | 27.3 | 9,358 | | | | | | | 0 | 0 | #### | | | | | | | | | |
| | Large Related | NUMBER OF HOUSEHOLDS | 100% | 10,325 | | | | | | | | | | | | | | | | N | | |
| | | With Any Housing Problems | 72.0 | 7,434 | | | | | | | 0 | 0 | #### | | | | | | | | | |
| | | Cost Burden > 30% | 60.3 | 6,226 | | | | | | | 0 | 0 | #### | | | | | | | | | |
| | | Cost Burden >50% | 19.3 | 1,993 | | | | | | | 0 | 0 | #### | | | | | | | | | |
| All other hshold | NUMBER OF HOUSEHOLDS | 100% | 17,319 | | | | | | | | | | | | | | | | N | | | |
| | With Any Housing Problems | 58.2 | 10,080 | | | | | | | 0 | 0 | #### | | | | | | | | | | |
| | Cost Burden > 30% | 57.2 | 9,906 | | | | | | | 0 | 0 | #### | | | | | | | | | | |
| | Cost Burden >50% | 29.9 | 5,178 | | | | | | | 0 | 0 | #### | | | | | | | | | | |

| Household Income > 50 to <= 80% MFI | | | | | | | | | | | | | | | | | | | | | |
|-------------------------------------|---------------------------|---------------------------|--------|---------|---|---|---|---|---|---|---|------------------|--------|-------------------|---|--------|--|------|-------|---|--|
| | | Owner | Renter | | | | | | | | | | | | | | | | | | |
| Owner | Elderly | NUMBER OF HOUSEHOLDS | 100% | 22,710 | | | | | | | | | | | | | | 100% | 91915 | N | |
| | | With Any Housing Problems | 30.1 | 6,836 | | | | | | | | | | | | | | 23.5 | 21600 | | |
| | | Cost Burden > 30% | 28.9 | 6,563 | | | | | | | | | | | | | | | | | |
| | | Cost Burden >50% | 8.0 | 1,817 | | | | | | | | | | | | | | | | | |
| | Small Related | NUMBER OF HOUSEHOLDS | 100% | 60,335 | | | | | | | | | | | | | | | | N | |
| | | With Any Housing Problems | 18.1 | 10,921 | | | | | | | | | | | | | | | | | |
| | | Cost Burden > 30% | 13.0 | 7,844 | | | | | | | | | | | | | | | | | |
| | | Cost Burden >50% | 0.6 | 362 | | | | | | | | | | | | | | | | | |
| | Large Related | NUMBER OF HOUSEHOLDS | 100% | 13,989 | | | | | | | | | | | | | | | | N | |
| | | With Any Housing Problems | 39.5 | 5,526 | | | | | | | | | | | | | | | | | |
| | | Cost Burden > 30% | 7.6 | 1,063 | | | | | | | | | | | | | | | | | |
| | | Cost Burden >50% | 0.2 | 28 | | | | | | | | | | | | | | | | | |
| All other hshold | NUMBER OF HOUSEHOLDS | 100% | 61,714 | | | | | | | | | | | | | | | | N | | |
| | With Any Housing Problems | 23.1 | 14,256 | | | | | | | | | | | | | | | | | | |
| | Cost Burden > 30% | 21.5 | 13,269 | | | | | | | | | | | | | | | | | | |
| | Cost Burden >50% | 1.4 | 864 | | | | | | | | | | | | | | | | | | |
| Renter | Elderly | NUMBER OF HOUSEHOLDS | 100% | 109,193 | | | | | | | | | | | | | | | N | | |
| | | With Any Housing Problems | 15.1 | 16,488 | | | | | | | | | | | | | | | | | |
| | | Cost Burden > 30% | 14.7 | 16,051 | | | | | | | | | | | | | | | | | |
| | | Cost Burden >50% | 4.0 | 4,368 | | | | | | | | | | | | | | | | | |
| | Small Related | NUMBER OF HOUSEHOLDS | 100% | 100,820 | | | | | | | | | | | | | | | N | | |
| | | With Any Housing Problems | 35.7 | 35,993 | | | | | | | | | | | | | | | | | |
| | | Cost Burden > 30% | 34.5 | 34,783 | | | | | | | | | | | | | | | | | |
| | | Cost Burden >50% | 6.8 | 6,856 | | | | | | | | | | | | | | | | | |
| | Large Related | NUMBER OF HOUSEHOLDS | 100% | 30,054 | | | | | | | | | | | | | | | N | | |
| | | With Any Housing Problems | 42.0 | 12,623 | | | | | | | | | | | | | | | | | |
| | | Cost Burden > 30% | 26.9 | 8,085 | | | | | | | | | | | | | | | | | |
| | | Cost Burden >50% | 4.1 | 1,232 | | | | | | | | | | | | | | | | | |
| All other hshold | NUMBER OF HOUSEHOLDS | 100% | 43,425 | | | | | | | | | | | | | | | N | | | |
| | With Any Housing Problems | 41.5 | 18,021 | | | | | | | | | | | | | | | | | | |
| | Cost Burden > 30% | 40.8 | 17,717 | | | | | | | | | | | | | | | | | | |
| | Cost Burden >50% | 9.2 | 3,995 | | | | | | | | | | | | | | | | | | |
| Total Any Housing Problem | | | | | 0 | 0 | 0 | 0 | 0 | 0 | 0 | 0 | 0 | 0 | 0 | | | | | | |
| <u>Total 215 Renter</u> | | | | | | | | | | | | | | | | | | | | | |
| <u>Total 215 Owner</u> | | | | | | | | | | | | | | | | | | | | | |
| Total 215 | | | | | 0 | 0 | 0 | 0 | 0 | 0 | 0 | 0 | 0 | 0 | | | | | | | |
| | | | | | | | | | | | | Total Disabled | | 104885 | | | | | | | |
| | | | | | | | | | | | | Tot. Elderly | 115052 | Total Lead Hazard | | 0 | | | | | |
| | | | | | | | | | | | | Tot. Sm. Related | 345847 | Total Renters | | 522093 | | | | | |
| | | | | | | | | | | | | Tot. Lg. Related | 85899 | Total Owners | | 497581 | | | | | |

| Housing Needs Table | | Grantee: State of Indiana | | | | | | | | | | | | | | Priority Need? | Plan to Fund? | Fund Source | Households with a Disabled Member | | Disproportionate Racial/Ethnic Need? | # of Households in lead-Hazard Housing | Total Low Income, HIV/AIDS Population | |
|----------------------------|---------------------------|---|------------------------------|--------|--------|--------|--------|--------|--------|---------|--------|---------|--------|------------|---|----------------|---------------|-------------|-----------------------------------|---------|--------------------------------------|--|---------------------------------------|---------|
| | | Only complete blue sections. Do NOT type in sections other than blue. | | | | | | | | | | | | | | | | | % of Goal | % HSHLD | | | | # HSHLD |
| | | 3-5 Year Quantities | | | | | | | | | | | | | | | | | | | | | | |
| | | Current % of Households | Current Number of Households | Year 1 | | Year 2 | | Year 3 | | Year 4* | | Year 5* | | Cumulative | | | | | | | | | | |
| Goal | Actual | Goal | Actual | Goal | Actual | Goal | Actual | Goal | Actual | Goal | Actual | Goal | Actual | | | | | | | | | | | |
| Household Income <=30% MFI | Renter | Elderly | NUMBER OF HOUSEHOLDS | 100% | 18,722 | | | | | | | | | | | | | 100% | | | | | | |
| | | | Any housing problems | 52.9 | 9,904 | | | | | | | | | 0 | 0 | #### | | | | 0 | | | | |
| | | | Cost Burden > 30% | 52.2 | 9,773 | | | | | | | | | 0 | 0 | #### | | | | | | | | |
| | | | Cost Burden >50% | 33.5 | 6,272 | | | | | | | | | 0 | 0 | #### | | | | | | | | |
| | Renter | Small Related | NUMBER OF HOUSEHOLDS | 100% | 16,254 | | | | | | | | | | | | | | | | | | | |
| | | | With Any Housing Problems | 77.7 | 12,629 | | | | | | | | | 0 | 0 | #### | | | | | | | | |
| | | | Cost Burden > 30% | 76.1 | 12,369 | | | | | | | | | 0 | 0 | #### | | | | | | | | |
| | | | Cost Burden >50% | 55.5 | 9,021 | | | | | | | | | 0 | 0 | #### | | | | | | | | |
| | | Large Related | NUMBER OF HOUSEHOLDS | 100% | 2,452 | | | | | | | | | | | | | | | | | | | |
| | | | With Any Housing Problems | 83.8 | 2,055 | | | | | | | | | 0 | 0 | #### | | | | | | | | |
| | | | Cost Burden > 30% | 78.3 | 1,920 | | | | | | | | | 0 | 0 | #### | | | | | | | | |
| | | | Cost Burden >50% | 51.8 | 1,270 | | | | | | | | | 0 | 0 | #### | | | | | | | | |
| | | All other hshld | NUMBER OF HOUSEHOLDS | 100% | 17,463 | | | | | | | | | | | | | | | | | | | |
| | | | With Any Housing Problems | 66.9 | 11,683 | | | | | | | | | 0 | 0 | #### | | | | | | | | |
| | | | Cost Burden > 30% | 65.6 | 11,456 | | | | | | | | | 0 | 0 | #### | | | | | | | | |
| | | | Cost Burden >50% | 50.9 | 8,889 | | | | | | | | | 0 | 0 | #### | | | | | | | | |
| | Owner | Elderly | NUMBER OF HOUSEHOLDS | 100% | 29,206 | | | | | | | | | | | | | | | | | | | |
| | | | With Any Housing Problems | 61.9 | 18,079 | | | | | | | | | 0 | 0 | #### | | | | | | | | |
| | | | Cost Burden > 30% | 61.2 | 17,874 | | | | | | | | | 0 | 0 | #### | | | | | | | | |
| | | | Cost Burden >50% | 32.3 | 9,434 | | | | | | | | | 0 | 0 | #### | | | | | | | | |
| | | Small Related | NUMBER OF HOUSEHOLDS | 100% | 13,154 | | | | | | | | | | | | | | | | | | | |
| | | | With Any Housing Problems | 75.8 | 9,971 | | | | | | | | | 0 | 0 | #### | | | | | | | | |
| | | | Cost Burden > 30% | 74.9 | 9,852 | | | | | | | | | 0 | 0 | #### | | | | | | | | |
| | | | Cost Burden >50% | 59.1 | 7,774 | | | | | | | | | 0 | 0 | #### | | | | | | | | |
| | | Large Related | NUMBER OF HOUSEHOLDS | 100% | 3,124 | | | | | | | | | | | | | | | | | | | |
| | | | With Any Housing Problems | 87.3 | 2,727 | | | | | | | | | 0 | 0 | #### | | | | | | | | |
| | | | Cost Burden > 30% | 78.5 | 2,452 | | | | | | | | | 0 | 0 | #### | | | | | | | | |
| | | | Cost Burden >50% | 62.8 | 1,962 | | | | | | | | | 0 | 0 | #### | | | | | | | | |
| All other hshld | NUMBER OF HOUSEHOLDS | 100% | 10,157 | | | | | | | | | | | | | | | | | | | | | |
| | With Any Housing Problems | 72.6 | 7,374 | | | | | | | | | 0 | 0 | #### | | | | | | | | | | |
| | Cost Burden > 30% | 71.8 | 7,293 | | | | | | | | | 0 | 0 | #### | | | | | | | | | | |
| | Cost Burden >50% | 56.5 | 5,739 | | | | | | | | | 0 | 0 | #### | | | | | | | | | | |

| | | Household Income > 30 to <= 50% MFI | | | | | | | | | | | | | | | | | | |
|------------------|---------------------------|-------------------------------------|--------|--------|-----|-----|-----|-----|-----|-----|-----|----|---|------|------|---|------|--|---|--|
| | | 100% | 90% | 80% | 70% | 60% | 50% | 40% | 30% | 20% | 10% | 0% | 0 | 0 | 0 | 0 | 0 | | | |
| Renter | Elderly | NUMBER OF HOUSEHOLDS | 100% | 16,078 | | | | | | | | | | | | | 100% | | | |
| | | With Any Housing Problems | 45.9 | 7,380 | | | | | | | | | 0 | 0 | #### | | | | 0 | |
| | | Cost Burden > 30% | 44.9 | 7,219 | | | | | | | | | 0 | 0 | #### | | | | | |
| | | Cost Burden >50% | 12.3 | 1,978 | | | | | | | | | 0 | 0 | #### | | | | | |
| | Small Related | NUMBER OF HOUSEHOLDS | 100% | 17,455 | | | | | | | | | | | | | | | | |
| | | With Any Housing Problems | 57.5 | 10,037 | | | | | | | | | 0 | 0 | #### | | | | | |
| | | Cost Burden > 30% | 55.3 | 9,653 | | | | | | | | | 0 | 0 | #### | | | | | |
| | | Cost Burden >50% | 7.2 | 1,257 | | | | | | | | | 0 | 0 | #### | | | | | |
| | Large Related | NUMBER OF HOUSEHOLDS | 100% | 3,768 | | | | | | | | | | | | | | | | |
| | | With Any Housing Problems | 65.5 | 2,468 | | | | | | | | | 0 | 0 | #### | | | | | |
| | | Cost Burden > 30% | 40.6 | 1,530 | | | | | | | | | 0 | 0 | #### | | | | | |
| | | Cost Burden >50% | 4.8 | 181 | | | | | | | | | 0 | 0 | #### | | | | | |
| All other hshold | NUMBER OF HOUSEHOLDS | 100% | 13,272 | | | | | | | | | | | | | | | | | |
| | With Any Housing Problems | 62.3 | 8,268 | | | | | | | | | 0 | 0 | #### | | | | | | |
| | Cost Burden > 30% | 60.2 | 7,990 | | | | | | | | | 0 | 0 | #### | | | | | | |
| | Cost Burden >50% | 13.4 | 1,778 | | | | | | | | | 0 | 0 | #### | | | | | | |
| Owner | Elderly | NUMBER OF HOUSEHOLDS | 100% | 47,546 | | | | | | | | | | | | | | | | |
| | | With Any Housing Problems | 27.4 | 13,028 | | | | | | | | | 0 | 0 | #### | | | | | |
| | | Cost Burden > 30% | 26.7 | 12,695 | | | | | | | | | 0 | 0 | #### | | | | | |
| | | Cost Burden >50% | 10.5 | 4,992 | | | | | | | | | 0 | 0 | #### | | | | | |
| | Small Related | NUMBER OF HOUSEHOLDS | 100% | 20,371 | | | | | | | | | | | | | | | | |
| | | With Any Housing Problems | 60.4 | 12,304 | | | | | | | | | 0 | 0 | #### | | | | | |
| | | Cost Burden > 30% | 59.2 | 12,060 | | | | | | | | | 0 | 0 | #### | | | | | |
| | | Cost Burden >50% | 27.8 | 5,663 | | | | | | | | | 0 | 0 | #### | | | | | |
| | Large Related | NUMBER OF HOUSEHOLDS | 100% | 6,100 | | | | | | | | | | | | | | | | |
| | | With Any Housing Problems | 71.5 | 4,362 | | | | | | | | | 0 | 0 | #### | | | | | |
| | | Cost Burden > 30% | 59.8 | 3,648 | | | | | | | | | 0 | 0 | #### | | | | | |
| | | Cost Burden >50% | 20.4 | 1,244 | | | | | | | | | 0 | 0 | #### | | | | | |
| All other hshold | NUMBER OF HOUSEHOLDS | 100% | 10,024 | | | | | | | | | | | | | | | | | |
| | With Any Housing Problems | 55.3 | 5,543 | | | | | | | | | 0 | 0 | #### | | | | | | |
| | Cost Burden > 30% | 54.2 | 5,433 | | | | | | | | | 0 | 0 | #### | | | | | | |
| | Cost Burden >50% | 27.9 | 2,797 | | | | | | | | | 0 | 0 | #### | | | | | | |

| | | Household Income > 50 to <= 80% MFI | | | | | | | | | | | | | | | | | |
|----------------------------------|---------------------------|-------------------------------------|--------|--------|-----|-----|-----|-----|-----|-----|-----|------|------|------------------|---------|-------------------|---------|------|---|
| | | 100% | 90% | 80% | 70% | 60% | 50% | 40% | 30% | 20% | 10% | 0% | 0% | 0% | 0% | 0% | 0% | 0% | |
| Renter | Elderly | NUMBER OF HOUSEHOLDS | 100% | 10,879 | | | | | | | | | | | | | | 100% | |
| | | With Any Housing Problems | 23.5 | 2,557 | | | | | | | 0 | 0 | #### | | | | | | 0 |
| | | Cost Burden > 30% | 22.2 | 2,415 | | | | | | | 0 | 0 | #### | | | | | | |
| | | Cost Burden >50% | 5.3 | 577 | | | | | | | 0 | 0 | #### | | | | | | |
| | Small Related | NUMBER OF HOUSEHOLDS | 100% | 28,213 | | | | | | | | | | | | | | | |
| | | With Any Housing Problems | 14.8 | 4,176 | | | | | | | 0 | 0 | #### | | | | | | |
| | | Cost Burden > 30% | 11.1 | 3,132 | | | | | | | 0 | 0 | #### | | | | | | |
| | | Cost Burden >50% | 0.6 | 169 | | | | | | | 0 | 0 | #### | | | | | | |
| | Large Related | NUMBER OF HOUSEHOLDS | 100% | 6,806 | | | | | | | | | | | | | | | |
| | | With Any Housing Problems | 33.5 | 2,280 | | | | | | | 0 | 0 | #### | | | | | | |
| | | Cost Burden > 30% | 7.2 | 490 | | | | | | | 0 | 0 | #### | | | | | | |
| | | Cost Burden >50% | 0.3 | 20 | | | | | | | 0 | 0 | #### | | | | | | |
| All other hshold | NUMBER OF HOUSEHOLDS | 100% | 22,498 | | | | | | | | | | | | | | | | |
| | With Any Housing Problems | 19.3 | 4,342 | | | | | | | 0 | 0 | #### | | | | | | | |
| | Cost Burden > 30% | 17.6 | 3,960 | | | | | | | 0 | 0 | #### | | | | | | | |
| | Cost Burden >50% | 1.0 | 225 | | | | | | | 0 | 0 | #### | | | | | | | |
| Owner | Elderly | NUMBER OF HOUSEHOLDS | 100% | 67,500 | | | | | | | | | | | | | | | |
| | | With Any Housing Problems | 14.5 | 9,788 | | | | | | | 0 | 0 | #### | | | | | | |
| | | Cost Burden > 30% | 14.0 | 9,450 | | | | | | | 0 | 0 | #### | | | | | | |
| | | Cost Burden >50% | 4.1 | 2,768 | | | | | | | 0 | 0 | #### | | | | | | |
| | Small Related | NUMBER OF HOUSEHOLDS | 100% | 63,604 | | | | | | | | | | | | | | | |
| | | With Any Housing Problems | 35.9 | 22,834 | | | | | | | 0 | 0 | #### | | | | | | |
| | | Cost Burden > 30% | 34.9 | 22,198 | | | | | | | 0 | 0 | #### | | | | | | |
| | | Cost Burden >50% | 7.0 | 4,452 | | | | | | | 0 | 0 | #### | | | | | | |
| | Large Related | NUMBER OF HOUSEHOLDS | 100% | 18,648 | | | | | | | | | | | | | | | |
| | | With Any Housing Problems | 43.6 | 8,131 | | | | | | | 0 | 0 | #### | | | | | | |
| | | Cost Burden > 30% | 29.6 | 5,520 | | | | | | | 0 | 0 | #### | | | | | | |
| | | Cost Burden >50% | 4.7 | 876 | | | | | | | 0 | 0 | #### | | | | | | |
| All other hshold | NUMBER OF HOUSEHOLDS | 100% | 23,832 | | | | | | | | | | | | | | | | |
| | With Any Housing Problems | 40.2 | 9,580 | | | | | | | 0 | 0 | #### | | | | | | | |
| | Cost Burden > 30% | 39.3 | 9,366 | | | | | | | 0 | 0 | #### | | | | | | | |
| | Cost Burden >50% | 9.3 | 2,216 | | | | | | | 0 | 0 | #### | | | | | | | |
| Total Any Housing Problem | | | | | 0 | 0 | 0 | 0 | 0 | 0 | 0 | 0 | 0 | 0 | 0 | 0 | 0 | 0 | |
| Total 215 Renter | | | | | | | | | | | | | | | | | | | |
| Total 215 Owner | | | | | | | | | | | | | | | | | | | |
| Total 215 | | | | | 0 | 0 | 0 | 0 | 0 | 0 | 0 | 0 | 0 | 0 | 0 | 0 | 0 | 0 | |
| | | | | | | | | | | | | | | Total Disabled | | 0 | | | |
| | | | | | | | | | | | | | | Tot. Elderly | 60,734 | Total Lead Hazard | 0 | | |
| | | | | | | | | | | | | | | Tot. Sm. Related | 169,550 | Total Renters | 181,320 | | |
| | | | | | | | | | | | | | | Tot. Lg. Related | 43,136 | Total Owners | 291,477 | | |

| Housing Needs Table | | Grantee: State of Indiana | | | | | | | | | | | | | | | Priority Need? | Plan to Fund? | Fund Source | Households with a Disabled Member | | Disproportionate Racial/Ethnic Need? | # of Households in lead-Hazard Housing | Total Low Income, HIV/AIDS Population | |
|----------------------------|----------------------------|---|------------------------------|---------------------------|--------|--------|--------|--------|--------|---------|--------|---------|--------|------------|---|------|----------------|---------------|-------------|-----------------------------------|---------|--------------------------------------|--|---------------------------------------|---------|
| | | Only complete blue sections. Do NOT type in sections other than blue. | | | | | | | | | | | | | | | | | | % of Goal | % HSHLD | | | | # HSHLD |
| | | 3-5 Year Quantities | | | | | | | | | | | | | | | | | | | | | | | |
| | | Current % of Households | Current Number of Households | Year 1 | | Year 2 | | Year 3 | | Year 4* | | Year 5* | | Cumulative | | | | | | | | | | | |
| Goal | Actual | | | Goal | Actual | Goal | Actual | Goal | Actual | Goal | Actual | Goal | Actual | | | | | | | | | | | | |
| Household Income <=30% MFI | Renter | Elderly | NUMBER OF HOUSEHOLDS | 100% | 21,479 | | | | | | | | | | | | | | 100% | | | | | | |
| | | | Any housing problems | 52.8 | 11,341 | | | | | | | | | 0 | 0 | #### | | | | | 0 | | | | |
| | | | Cost Burden > 30% | 52.1 | 11,191 | | | | | | | | | 0 | 0 | #### | | | | | | | | | |
| | | | Cost Burden >50% | 34.1 | 7,324 | | | | | | | | | 0 | 0 | #### | | | | | | | | | |
| | Renter | Small Related | NUMBER OF HOUSEHOLDS | 100% | 19,372 | | | | | | | | | | | | | | | | | | | | |
| | | | With Any Housing Problems | 76.7 | 14,858 | | | | | | | | | 0 | 0 | #### | | | | | | | | | |
| | | | Cost Burden > 30% | 75.2 | 14,568 | | | | | | | | | 0 | 0 | #### | | | | | | | | | |
| | | | Cost Burden >50% | 55.8 | 10,810 | | | | | | | | | 0 | 0 | #### | | | | | | | | | |
| | Renter | Large Related | NUMBER OF HOUSEHOLDS | 100% | 3,086 | | | | | | | | | | | | | | | | | | | | |
| | | | With Any Housing Problems | 84.1 | 2,595 | | | | | | | | | 0 | 0 | #### | | | | | | | | | |
| | | | Cost Burden > 30% | 77.7 | 2,398 | | | | | | | | | 0 | 0 | #### | | | | | | | | | |
| | | | Cost Burden >50% | 52.0 | 1,605 | | | | | | | | | 0 | 0 | #### | | | | | | | | | |
| | Renter | All other hshld | NUMBER OF HOUSEHOLDS | 100% | 19,623 | | | | | | | | | | | | | | | | | | | | |
| | | | With Any Housing Problems | 67.8 | 13,304 | | | | | | | | | 0 | 0 | #### | | | | | | | | | |
| | | | Cost Burden > 30% | 66.7 | 13,089 | | | | | | | | | 0 | 0 | #### | | | | | | | | | |
| | | | Cost Burden >50% | 51.5 | 10,106 | | | | | | | | | 0 | 0 | #### | | | | | | | | | |
| | Household Income <=30% MFI | Owner | Elderly | NUMBER OF HOUSEHOLDS | 100% | 31,209 | | | | | | | | | | | | | | | | | | | |
| | | | | With Any Housing Problems | 61.4 | 19,162 | | | | | | | | | 0 | 0 | #### | | | | | | | | |
| | | | | Cost Burden > 30% | 60.7 | 18,944 | | | | | | | | | 0 | 0 | #### | | | | | | | | |
| | | | | Cost Burden >50% | 32.2 | 10,049 | | | | | | | | | 0 | 0 | #### | | | | | | | | |
| | | Owner | Small Related | NUMBER OF HOUSEHOLDS | 100% | 13,641 | | | | | | | | | | | | | | | | | | | |
| | | | | With Any Housing Problems | 76.6 | 10,449 | | | | | | | | | 0 | 0 | #### | | | | | | | | |
| | | | | Cost Burden > 30% | 75.6 | 10,313 | | | | | | | | | 0 | 0 | #### | | | | | | | | |
| | | | | Cost Burden >50% | 59.8 | 8,157 | | | | | | | | | 0 | 0 | #### | | | | | | | | |
| | | Owner | Large Related | NUMBER OF HOUSEHOLDS | 100% | 3,295 | | | | | | | | | | | | | | | | | | | |
| | | | | With Any Housing Problems | 87.3 | 2,877 | | | | | | | | | 0 | 0 | #### | | | | | | | | |
| | | | | Cost Burden > 30% | 78.8 | 2,596 | | | | | | | | | 0 | 0 | #### | | | | | | | | |
| | | | | Cost Burden >50% | 63.3 | 2,086 | | | | | | | | | 0 | 0 | #### | | | | | | | | |
| Owner | | All other hshld | NUMBER OF HOUSEHOLDS | 100% | 10,802 | | | | | | | | | | | | | | | | | | | | |
| | | | With Any Housing Problems | 73.0 | 7,885 | | | | | | | | | 0 | 0 | #### | | | | | | | | | |
| | | | Cost Burden > 30% | 72.2 | 7,799 | | | | | | | | | 0 | 0 | #### | | | | | | | | | |
| | | | Cost Burden >50% | 57.3 | 6,190 | | | | | | | | | 0 | 0 | #### | | | | | | | | | |

| | | Household Income > 30 to <= 50% MFI | | | | | | | | | | | | | | 100% | | | |
|------------------|---------------------------|-------------------------------------|--------|--------|--|--|--|--|--|---|---|------|------|--|--|------|--|--|---|
| | | Percentage | Count | | | | | | | | | | | | | | | | |
| Renter | Elderly | NUMBER OF HOUSEHOLDS | 100% | 18,119 | | | | | | | | | | | | | | | |
| | | With Any Housing Problems | 47.1 | 8,534 | | | | | | | 0 | 0 | #### | | | | | | 0 |
| | | Cost Burden > 30% | 46.2 | 8,371 | | | | | | | 0 | 0 | #### | | | | | | |
| | | Cost Burden >50% | 12.5 | 2,265 | | | | | | | 0 | 0 | #### | | | | | | |
| | Small Related | NUMBER OF HOUSEHOLDS | 100% | 20,345 | | | | | | | | | | | | | | | |
| | | With Any Housing Problems | 58.2 | 11,841 | | | | | | | 0 | 0 | #### | | | | | | |
| | | Cost Burden > 30% | 56.2 | 11,434 | | | | | | | 0 | 0 | #### | | | | | | |
| | | Cost Burden >50% | 7.1 | 1,444 | | | | | | | 0 | 0 | #### | | | | | | |
| | Large Related | NUMBER OF HOUSEHOLDS | 100% | 4,303 | | | | | | | | | | | | | | | |
| | | With Any Housing Problems | 65.9 | 2,836 | | | | | | | 0 | 0 | #### | | | | | | |
| | | Cost Burden > 30% | 41.8 | 1,799 | | | | | | | 0 | 0 | #### | | | | | | |
| | | Cost Burden >50% | 4.6 | 198 | | | | | | | 0 | 0 | #### | | | | | | |
| All other hshold | NUMBER OF HOUSEHOLDS | 100% | 15,420 | | | | | | | | | | | | | | | | |
| | With Any Housing Problems | 63.6 | 9,807 | | | | | | | 0 | 0 | #### | | | | | | | |
| | Cost Burden > 30% | 61.8 | 9,530 | | | | | | | 0 | 0 | #### | | | | | | | |
| | Cost Burden >50% | 13.8 | 2,128 | | | | | | | 0 | 0 | #### | | | | | | | |
| Owner | Elderly | NUMBER OF HOUSEHOLDS | 100% | 50,724 | | | | | | | | | | | | | | | |
| | | With Any Housing Problems | 27.5 | 13,949 | | | | | | | 0 | 0 | #### | | | | | | |
| | | Cost Burden > 30% | 26.9 | 13,645 | | | | | | | 0 | 0 | #### | | | | | | |
| | | Cost Burden >50% | 10.6 | 5,377 | | | | | | | 0 | 0 | #### | | | | | | |
| | Small Related | NUMBER OF HOUSEHOLDS | 100% | 21,433 | | | | | | | | | | | | | | | |
| | | With Any Housing Problems | 60.9 | 13,053 | | | | | | | 0 | 0 | #### | | | | | | |
| | | Cost Burden > 30% | 59.7 | 12,796 | | | | | | | 0 | 0 | #### | | | | | | |
| | | Cost Burden >50% | 28.1 | 6,023 | | | | | | | 0 | 0 | #### | | | | | | |
| | Large Related | NUMBER OF HOUSEHOLDS | 100% | 6,523 | | | | | | | | | | | | | | | |
| | | With Any Housing Problems | 71.3 | 4,651 | | | | | | | 0 | 0 | #### | | | | | | |
| | | Cost Burden > 30% | 60.3 | 3,933 | | | | | | | 0 | 0 | #### | | | | | | |
| | | Cost Burden >50% | 20.1 | 1,311 | | | | | | | 0 | 0 | #### | | | | | | |
| All other hshold | NUMBER OF HOUSEHOLDS | 100% | 10,640 | | | | | | | | | | | | | | | | |
| | With Any Housing Problems | 56.4 | 6,001 | | | | | | | 0 | 0 | #### | | | | | | | |
| | Cost Burden > 30% | 55.3 | 5,884 | | | | | | | 0 | 0 | #### | | | | | | | |
| | Cost Burden >50% | 29.4 | 3,128 | | | | | | | 0 | 0 | #### | | | | | | | |

State of Indiana

Housing Market Analysis

Complete cells in blue.

| Housing Stock Inventory | Vacancy Rate | 0 & 1 Bedroom | 2 Bedrooms | 3+ Bedroom | Total | Substandard Units |
|---|--------------|---------------|------------|------------|-----------|-------------------|
| Affordability Mismatch | | | | | | |
| Occupied Units: Renter | | 221,355 | 281,140 | 164,725 | 667,220 | 237,429 |
| Occupied Units: Owner | | 39,245 | 367,765 | 1,262,100 | 1,669,110 | 299,438 |
| Vacant Units: For Rent | 10% | 22,210 | 30,670 | 11,695 | 64,575 | 22,979 |
| Vacant Units: For Sale | 2% | 2,425 | 11,705 | 21,800 | 35,930 | 6,446 |
| Total Units Occupied & Vacant | | 285,235 | 691,280 | 1,460,320 | 2,436,835 | 566,291 |
| Rents: Applicable FMRs (in \$) | | N/A | N/A | N/A | | |
| Rent Affordable at 30% of 50% of MFI (in \$) | | N/A | N/A | N/A | | |
| Public Housing Units | | | | | | |
| Occupied Units | | N/A | N/A | N/A | 0 | N/A |
| Vacant Units | | N/A | N/A | N/A | 0 | N/A |
| Total Units Occupied & Vacant | | 0 | 0 | 0 | 0 | 0 |
| Rehabilitation Needs (in \$) | | N/A | N/A | N/A | 0 | |

Continuum of Care Homeless Population and Subpopulations Chart

| Part 1: Homeless Population | Sheltered | | Un-sheltered | Total | State of Indiana Data Quality |
|--|-----------|--------------|--------------|-------|-------------------------------------|
| | Emergency | Transitional | | | |
| 1. Homeless Individuals | 1,086 | 1,028 | 1,238 | 3,352 | (S) statistically reliable sample ▼ |
| 2. Homeless Families with Children | 334 | 381 | 419 | 1,134 | |
| 2a. Persons in Homeless with Children Families | 921 | 1,039 | 1,148 | 3,108 | |
| Total (lines 1 + 2a) | 2,007 | 2,067 | 2,386 | 6,460 | |

| Part 2: Homeless Subpopulations | Sheltered | | Un-sheltered | Total | Data Quality |
|----------------------------------|-----------|-----|--------------|-------|--------------|
| 1. Chronically Homeless | 756 | 443 | | | |
| 2. Severely Mentally Ill | 680 | 0 | 680 | | |
| 3. Chronic Substance Abuse | 965 | 0 | 965 | | |
| 4. Veterans | 275 | 0 | 275 | | |
| 5. Persons with HIV/AIDS | 13 | 0 | 13 | | |
| 6. Victims of Domestic Violence | 1,029 | 0 | 1,029 | | |
| 7. Youth (Under 18 years of age) | 1,093 | 0 | 1,093 | | |

| Part 3: Homeless Needs Table: Individuals | | Needs | Currently Available | Gap | 5-Year Quantities | | | | | | | | | | Total | | | Priority H, M, L | Plan to Fund? Y, N | Fund Source: CDBG, HOME, HOPWA, ESG or Other |
|---|------------------------------|-------|---------------------|--------|-------------------|----------|--------|----------|--------|----------|--------|----------|--------|----------|-------|--------|-----------|------------------|--------------------|---|
| | | | | | Year 1 | | Year 2 | | Year 3 | | Year 4 | | Year 5 | | Goal | Actual | % of Goal | | | |
| | | | | | Goal | Complete | Goal | Complete | Goal | Complete | Goal | Complete | Goal | Complete | | | | | | |
| Beds | Emergency Shelters | | 1,188 | -1,188 | 0 | 0 | 0 | 0 | 0 | 0 | 0 | 0 | 0 | 0 | 0 | 0 | #### | H | Y | C, E, A |
| | Transitional Housing | | 923 | -923 | 0 | 0 | 0 | 0 | 0 | 0 | 0 | 0 | 0 | 0 | 0 | 0 | #### | H | Y | C, E, A |
| | Permanent Supportive Housing | | 130 | -130 | 0 | 0 | 0 | 0 | 0 | 0 | 0 | 0 | 0 | 0 | 0 | 0 | #### | H | Y | C, E, A |
| | Total | 0 | 2,241 | -2,241 | 0 | 0 | 0 | 0 | 0 | 0 | 0 | 0 | 0 | 0 | 0 | 0 | #### | | | |
| Chronically Homeless | | 1,199 | 44 | | | | | | | | | | | | | | | | | |

| Part 4: Homeless Needs Table: Families | | Needs | Currently Available | Gap | 5-Year Quantities | | | | | | | | | | Total | | | Priority H, M, L | Plan to Fund? Y/N | Fund Source: CDBG, HOME, HOPWA, ESG or Other |
|---|------------------------------|-------|---------------------|--------|-------------------|----------|--------|----------|--------|----------|--------|----------|--------|----------|-------|--------|-----------|------------------|-------------------|---|
| | | | | | Year 1 | | Year 2 | | Year 3 | | Year 4 | | Year 5 | | Goal | Actual | % of Goal | | | |
| | | | | | Goal | Complete | Goal | Complete | Goal | Complete | Goal | Complete | Goal | Complete | | | | | | |
| Beds | Emergency Shelters | | 852 | -852 | 0 | 0 | 0 | 0 | 0 | 0 | 0 | 0 | 0 | 0 | 0 | 0 | #### | H | Y | C, E, A |
| | Transitional Housing | | 821 | -821 | 0 | 0 | 0 | 0 | 0 | 0 | 0 | 0 | 0 | 0 | 0 | 0 | #### | H | Y | C, E, A |
| | Permanent Supportive Housing | | 358 | -358 | 0 | 0 | 0 | 0 | 0 | 0 | 0 | 0 | 0 | 0 | 0 | 0 | #### | H | Y | C, E, A |
| | Total | 0 | 2,031 | -2,031 | 0 | 0 | 0 | 0 | 0 | 0 | 0 | 0 | 0 | 0 | 0 | 0 | #### | | | |

Completing Part 1: Homeless Population. This must be completed using statistically reliable, unduplicated counts or estimates of homeless persons in sheltered and unsheltered locations at a one-day point in time. The counts must be from: (A) administrative records, (N) enumerations, (S) statistically reliable samples, or (E) estimates. The quality of the data presented in each box must be identified as: (A), (N), (S) or (E).

Completing Part 2: Homeless Subpopulations. This must be completed using statistically reliable, unduplicated counts or estimates of homeless persons in sheltered and unsheltered locations at a one-day point in time. The numbers must be from: (A) administrative records, (N) enumerations, (S) statistically reliable samples, or (E) estimates. The quality of the data presented in each box must be identified as: (A), (N), (S) or (E).

Sheltered Homeless. Count adults, children and youth residing in shelters for the homeless. "Shelters" include all emergency shelters and transitional shelters for the homeless, including domestic violence shelters, residential programs for runaway/homeless youth, and any hotel/motel/apartment voucher arrangements paid by a public/private agency because the person or family is homeless. Do not count: (1) persons who are living doubled up in conventional housing; (2) formerly homeless persons who are residing in Section 8 SRO, Shelter Plus Care, SHP permanent housing or other permanent housing units; (3) children or youth, who because of their own or a parent's homelessness or abandonment, now reside temporarily and for a short anticipated duration in hospitals, residential treatment facilities, emergency foster care, detention facilities and the like; and (4) adults living in mental health facilities, chemical dependency facilities, or criminal justice facilities.

Unsheltered Homeless. Count adults, children and youth sleeping in places not meant for human habitation. Places not meant for human habitation include streets, parks, alleys, parking ramps, parts of the highway system, transportation depots and other parts of transportation systems (e.g. subway tunnels, railroad car), all-night commercial establishments (e.g. movie theaters, laundromats, restaurants), abandoned buildings, building roofs or stairwells, chicken coops and other farm outbuildings, caves, campgrounds, vehicles, and other similar places.

Grantee Name: **State of Indiana**

| Non-Homeless Special Needs Including HOPWA | | Needs | Currently Available | GAP | 3-5 Year Quantities | | | | | | | | | | Total | | |
|--|--|---------------|---------------------|----------|---------------------|----------|-------------|----------|-------------|----------|----------|----------|----------|----------|-------------|-------------|-----------|
| | | | | | Year 1 | | Year 2 | | Year 3 | | Year 4* | | Year 5* | | Goal | Actual | % of Goal |
| | | | | | Goal | Complete | Goal | Complete | Goal | Complete | Goal | Complete | Goal | Complete | | | |
| Housing Needed | 52. Elderly | 131,854 | 0 | 131,854 | 0 | 0 | 0 | 0 | 0 | 0 | 0 | 0 | 0 | 0 | 0 | 0 | #### |
| | 53. Frail Elderly | 28,573 | 0 | 28,573 | 0 | 0 | 0 | 0 | 0 | 0 | 0 | 0 | 0 | 0 | 0 | 0 | #### |
| | 54. Persons w/ Severe Mental Illness | 67,071 | 0 | 67,071 | 0 | 0 | 0 | 0 | 0 | 0 | 0 | 0 | 0 | 0 | 0 | 0 | #### |
| | 55. Developmentally Disabled | 23,715 | 16,715 | 7,000 | 0 | 0 | 0 | 0 | 0 | 0 | 0 | 0 | 0 | 0 | 0 | 0 | #### |
| | 56. Physically Disabled | 71,000 | 0 | 71,000 | 0 | 0 | 0 | 0 | 0 | 0 | 0 | 0 | 0 | 0 | 0 | 0 | #### |
| | 57. Alcohol/Other Drug Addicted | 50,000 | 5,662 | 44,338 | 0 | 0 | 0 | 0 | 0 | 0 | 0 | 0 | 0 | 0 | 0 | 0 | #### |
| | 58. Persons w/ HIV/AIDS & their families | 3,000 | 927 | 2,073 | 0 | 0 | 0 | 901 | 0 | 472 | 0 | 0 | 0 | 0 | 0 | 1373 | #### |
| | 59. Public Housing Residents | N/A | 0 | 0 | 0 | 0 | 0 | 0 | 0 | 0 | 0 | 0 | 0 | 0 | 0 | 0 | #### |
| | Youth aging out of Foster Care | 1,880 | 1,093 | 787 | 0 | 0 | 0 | 0 | 0 | 0 | 0 | 0 | 0 | 0 | 0 | 0 | #### |
| | Migrant Farmworkers | 6,400 | | 6,400 | | | | | | | | | | | 0 | 0 | #### |
| Total | 383,493 | 24,397 | 359,096 | 0 | 0 | 0 | 901 | 0 | 472 | 0 | 0 | 0 | 0 | 0 | 1373 | #### | |
| Supportive Services Needed | 60. Elderly | 0 | 0 | 0 | 0 | 0 | 0 | 0 | 0 | 0 | 0 | 0 | 0 | 0 | 0 | 0 | #### |
| | 61. Frail Elderly | 0 | 0 | 0 | 0 | 0 | 0 | 0 | 0 | 0 | 0 | 0 | 0 | 0 | 0 | 0 | #### |
| | 62. Persons w/ Severe Mental Illness | 67,071 | 48,411 | 18,660 | 0 | 0 | 0 | 0 | 0 | 0 | 0 | 0 | 0 | 0 | 0 | 0 | #### |
| | 63. Developmentally Disabled | 0 | 0 | 0 | 0 | 0 | 0 | 0 | 0 | 0 | 0 | 0 | 0 | 0 | 0 | 0 | #### |
| | 64. Physically Disabled | 0 | 0 | 0 | 0 | 0 | 0 | 0 | 0 | 0 | 0 | 0 | 0 | 0 | 0 | 0 | #### |
| | 65. Alcohol/Other Drug Addicted | 87,946 | 29,215 | 58,731 | 0 | 0 | 0 | 0 | 0 | 0 | 0 | 0 | 0 | 0 | 0 | 0 | #### |
| | 66. Persons w/ HIV/AIDS & their families | 0 | 0 | 0 | 0 | 0 | 0 | 1067 | 0 | 2318 | 0 | 0 | 0 | 0 | 0 | 3385 | #### |
| | 67. Public Housing Residents | N/A | 0 | 0 | 0 | 0 | 0 | 0 | 0 | 0 | 0 | 0 | 0 | 0 | 0 | 0 | #### |
| | Youth aging out of Foster Care | 0 | | | | | | | | | | | | | | | |
| | Migrant Farmworkers | 0 | | | | | | | | | | | | | | | |
| Total | 155,017 | 77,626 | 77,391 | 0 | 0 | 0 | 1067 | 0 | 2318 | 0 | 0 | 0 | 0 | 0 | 3385 | #### | |

State of Indiana

Only complete blue sections.

| Community Development Needs | | Needs | Current | Gap | 5-Year Quantities | | | | | | | | | | % of Goal | Priority Need: H, M, L | Dollars to Address | Plan to Fund? Y/N | Fund Source | | |
|---|---|-------|---------|------|-------------------|--------|---------------|--------|---------------|--------|--------|--------|--------|--------|-----------|---------------------------|--------------------|----------------------|--------------|------------|--------|
| | | | | | Year 1 | | Year 2 (2006) | | Year 3 (2007) | | Year 4 | | Year 5 | | | | | | | Cumulative | |
| | | | | | Goal | Actual | Goal | Actual | Goal | Actual | Goal | Actual | Goal | Actual | | | | | | Goal | Actual |
| 01 Acquisition of Real Property 570.201(a) | | 0 | 0 | 0 | | | | | | | | | | | 0 | 0 | #DIV/0! | | | | |
| 02 Disposition 570.201(b) | | 0 | 0 | 0 | | | | | | | | | | | 0 | 0 | #DIV/0! | | | | |
| Public Facilities and Improvements | 03 Public Facilities and Improvements (General) 570.201(c) | X | 0 | #### | | 15 | 12 | 26 | 31 | | | | | | 41 | 43 | 105% | H | \$12,277,678 | Y | C |
| | 03A Senior Centers 570.201(c) | X | 0 | #### | | | | | X | | | | | | 0 | 0 | #DIV/0! | M | | | |
| | 03B Handicapped Centers 570.201(c) | X | 0 | #### | | | | X | X | | | | | | 0 | 0 | #DIV/0! | M | | | |
| | 03C Homeless Facilities (not operating costs) 570.201(c) | X | 0 | #### | | | | X | | | | | | | 0 | 0 | #DIV/0! | H | | Y | |
| | 03D Youth Centers 570.201(c) | 0 | 0 | 0 | | | | X | X | | | | | | 0 | 0 | #DIV/0! | H | | Y | |
| | 03E Neighborhood Facilities 570.201(c) | X | 0 | #### | | | | X | X | | | | | | 0 | 0 | #DIV/0! | M | | | |
| | 03F Parks, Recreational Facilities 570.201(c) | 0 | 0 | 0 | | | | | | | | | | | 0 | 0 | #DIV/0! | L | | | |
| | 03G Parking Facilities 570.201© | 0 | 0 | 0 | | | | | | | | | | | 0 | 0 | #DIV/0! | L | | | |
| | 03H Solid Waste Disposal Improvements 570.201(c) | 0 | 0 | 0 | | | | | | | | | | | 0 | 0 | #DIV/0! | H | | Y | |
| | 03I Flood Drain Improvements 570.201(c) | X | 0 | #### | | 3 | 2 | | X | | | | | | 3 | 2 | 67% | H | | | |
| | 03J Water/Sewer Improvements 570.201(c) | X | 0 | #### | | 23 | 33 | 26 | 32 | | | | | | 49 | 65 | 133% | H | \$15,495,594 | Y | C |
| | 03K Street Improvements 570.201(c) | X | 0 | #### | | | | | | | | | | | 0 | 0 | #DIV/0! | M | | | |
| | 03L Sidewalks 570.201(c) | X | 0 | #### | | | | | | | | | | | 0 | 0 | #DIV/0! | L | | | |
| | 03M Child Care Centers 570.201(c) | X | 0 | #### | | | | | | | | | | | 0 | 0 | #DIV/0! | M | | | |
| | 03N Tree Planting 570.201(c) | 0 | 0 | 0 | | | | | | | | | | | 0 | 0 | #DIV/0! | | | | |
| | 03O Fire Stations/Equipment 570.201(c) | X | 0 | #### | | 7 | 7 | X | X | | | | | | 7 | 7 | 100% | H | | Y | |
| | 03P Health Facilities 570.201(c) | X | 0 | #### | | | | | | | | | | | 0 | 0 | #DIV/0! | H | | | |
| 03Q Abused and Neglected Children Facilities 570.201(c) | 0 | 0 | 0 | | | | | | | | | | | 0 | 0 | #DIV/0! | | | | | |
| 03R Asbestos Removal 570.201(c) | 0 | 0 | 0 | | | | | | | | | | | 0 | 0 | #DIV/0! | | | | | |
| 03S Facilities for AIDS Patients (not operating costs) 570.201(c) | X | 0 | #### | | | | | | | | | | | 0 | 0 | #DIV/0! | | | | | |
| 03T Operating Costs of Homeless/AIDS Patients Programs | X | 0 | #### | | 92 | | 89 | 82 | | | | | | 181 | 82 | 45% | H | \$1,448,207 | Y | E | |
| 04 Clearance and Demolition 570.201(d) | | 0 | 0 | 0 | | | | | | | | | | | 0 | 0 | #DIV/0! | | | | |
| 04A Clean-up of Contaminated Sites 570.201(d) | | 0 | 0 | 0 | | | 1 | 0 | 0 | | | | | | 0 | 1 | #DIV/0! | | | | |
| Public Services | 05 Public Services (General) 570.201(e) (ESSENTIAL SERVICES) | X | 0 | #### | | 93 | X | 16210 | | | | | | 93 | 16210 | #### | H | \$401,612 | Y | E | |
| | 05A Senior Services 570.201(e) | 0 | 0 | 0 | | | | | | | | | | 0 | 0 | #DIV/0! | M | | | | |
| | 05B Handicapped Services 570.201(e) | 0 | 0 | 0 | | | | | | | | | | 0 | 0 | #DIV/0! | H | | | | |
| | 05C Legal Services 570.201(E) (HOMELESS PREVENTION) | 0 | 0 | 0 | | | | X | 978 | | | | | 0 | 978 | #DIV/0! | H | \$77,007 | | E | |
| | 05D Youth Services 570.201(e) | 0 | 0 | 0 | | | | | | | | | | 0 | 0 | #DIV/0! | L | | | | |
| | 05E Transportation Services 570.201(e) | 0 | 0 | 0 | | | | | | | | | | 0 | 0 | #DIV/0! | M | | | | |
| | 05F Substance Abuse Services 570.201(e) | 0 | 0 | 0 | | | | | | | | | | 0 | 0 | #DIV/0! | L | | | | |
| | 05G Battered and Abused Spouses 570.201(e) | 0 | 0 | 0 | | | | | | | | | | 0 | 0 | #DIV/0! | | | | | |
| | 05H Employment Training 570.201(e) | X | 0 | #### | | | | X | | | | | | 0 | 0 | #DIV/0! | H | | Y | | |
| | 05I Crime Awareness 570.201(e) | 0 | 0 | 0 | | | | | | | | | | 0 | 0 | #DIV/0! | | | | | |
| | 05J Fair Housing Activities (if CDBG, then subject to 570.201(e)) | 0 | 0 | 0 | | | | | | | | | | 0 | 0 | #DIV/0! | | | | | |
| | 05K Tenant/Landlord Counseling 570.201(e) | 0 | 0 | 0 | | | | X | X | | | | | 0 | 0 | #DIV/0! | H | | Y | E | |
| | 05L Child Care Services 570.201(e) | 0 | 0 | 0 | | | | | | | | | | 0 | 0 | #DIV/0! | L | | | | |
| | 05M Health Services 570.201(e) | 0 | 0 | 0 | | | | | | | | | | 0 | 0 | #DIV/0! | | | | | |
| | 05N Abused and Neglected Children 570.201(e) | 0 | 0 | 0 | | | | | | | | | | 0 | 0 | #DIV/0! | | | | | |
| | 05O Mental Health Services 570.201(e) | 0 | 0 | 0 | | | | | | | | | | 0 | 0 | #DIV/0! | | | | | |
| | 05P Screening for Lead-Based Paint/Lead Hazards Poison 570.201(e) | 0 | 0 | 0 | | | | | | | | | | 0 | 0 | #DIV/0! | | | | | |
| 05Q Subsistence Payments 570.204 | 0 | 0 | 0 | | | | | | | | | | 0 | 0 | #DIV/0! | | | | | | |
| 05R Homeownership Assistance (not direct) 570.204 | 0 | 0 | 0 | | | | | | | | | | 0 | 0 | #DIV/0! | | | | | | |
| 05S Rental Housing Subsidies (if HOME, not part of 5% 570.204 | 0 | 0 | 0 | | | | | | | | | | 0 | 0 | #DIV/0! | | | | | | |
| 05T Security Deposits (if HOME, not part of 5% Admin c | 0 | 0 | 0 | | | | | | | | | | 0 | 0 | #DIV/0! | | | | | | |

| | | | | | | | | | | | | | | | | | | |
|---|---|---|-----|--|--|--|-----|-----|--|--|--|-----|-----|---------|---|-------------|---|-------|
| 06 Interim Assistance 570.201(f) | 0 | 0 | 0 | | | | | | | | | 0 | 0 | #DIV/0! | | | | |
| 07 Urban Renewal Completion 570.201(h) | 0 | 0 | 0 | | | | | | | | | 0 | 0 | #DIV/0! | | | | |
| 08 Relocation 570.201(i) | 0 | 0 | 0 | | | | | | | | | 0 | 0 | #DIV/0! | | | | |
| 09 Loss of Rental Income 570.201(j) | 0 | 0 | 0 | | | | | | | | | 0 | 0 | #DIV/0! | | | | |
| 10 Removal of Architectural Barriers 570.201(k) | X | 0 | ### | | | | 3 | 3 | | | | 3 | 3 | 100% | M | \$48,040 | Y | E |
| 11 Privately Owned Utilities 570.201(l) | 0 | 0 | 0 | | | | | | | | | 0 | 0 | #DIV/0! | | | | |
| 12 Construction of Housing 570.201(m) | X | 0 | ### | | | | 580 | 106 | | | | 580 | 106 | 18% | H | \$15 mill | Y | C & H |
| 13 Direct Homeownership Assistance 570.201(n) | 0 | 0 | 0 | | | | 500 | 794 | | | | 500 | 794 | 159% | H | \$3,084,918 | Y | H |
| 14A Rehab: Single-Unit Residential 570.202 | X | 0 | ### | | | | | | | | | 0 | 0 | #DIV/0! | H | | Y | C & H |
| 14B Rehab: Multi-Unit Residential 570.202 | X | 0 | ### | | | | | | | | | 0 | 0 | #DIV/0! | H | | Y | C & H |
| 14C Public Housing Modernization 570.202 | 0 | 0 | 0 | | | | | | | | | 0 | 0 | #DIV/0! | | | | |
| 14D Rehab: Other Publicly-Owned Residential Buildings 570.202 | 0 | 0 | 0 | | | | | | | | | 0 | 0 | #DIV/0! | | | | |
| 14E Rehab: Publicly or Privately-Owned Commercial/Indu 570.202 | 0 | 0 | 0 | | | | | | | | | 0 | 0 | #DIV/0! | | | | |
| 14F Energy Efficiency Improvements 570.202 | 0 | 0 | 0 | | | | | | | | | 0 | 0 | #DIV/0! | | | | |
| 14G Acquisition - for Rehabilitation 570.202 | 0 | 0 | 0 | | | | | | | | | 0 | 0 | #DIV/0! | H | | | |
| 14H Rehabilitation Administration 570.202 | 0 | 0 | 0 | | | | | | | | | 0 | 0 | #DIV/0! | | | | |
| 14I Lead-Based/Lead Hazard Test/Abate 570.202 | 0 | 0 | 0 | | | | | | | | | 0 | 0 | #DIV/0! | | | | |
| 15 Code Enforcement 570.202(c) | 0 | 0 | 0 | | | | | | | | | 0 | 0 | #DIV/0! | | | | |
| 16A Residential Historic Preservation 570.202(d) | 0 | 0 | 0 | | | | | | | | | 0 | 0 | #DIV/0! | | | | |
| 16B Non-Residential Historic Preservation 570.202(d) | X | 0 | ### | | | | 2 | 2 | | | | 2 | 2 | 100% | | | | |
| 17A CI Land Acquisition/Disposition 570.203(a) | 0 | 0 | 0 | | | | | | | | | 0 | 0 | #DIV/0! | | | | |
| 17B CI Infrastructure Development 570.203(a) | 0 | 0 | 0 | | | | | | | | | 0 | 0 | #DIV/0! | | | | |
| 17C CI Building Acquisition, Construction, Rehabilitat 570.203(a) | 0 | 0 | 0 | | | | | | | | | 0 | 0 | #DIV/0! | | | | |
| 17D Other Commercial/Industrial Improvements 570.203(a) | 0 | 0 | 0 | | | | | | | | | 0 | 0 | #DIV/0! | | | | |
| 18A ED Direct Financial Assistance to For-Profits 570.203(b) | X | 0 | ### | | | | X | 2 | | | | 0 | 2 | #DIV/0! | H | \$950,000 | Y | C |
| 18B ED Technical Assistance 570.203(b) | X | 0 | ### | | | | | | | | | 0 | 0 | #DIV/0! | | | | |
| 18C Micro-Enterprise Assistance | X | 0 | ### | | | | X | 5 | | | | 0 | 5 | #DIV/0! | M | \$350,000 | T | C |
| 19A HOME Admin/Planning Costs of PJ (not part of 5% Ad | 0 | 0 | 0 | | | | | | | | | 0 | 0 | #DIV/0! | | | | |
| 19B HOME CHDO Operating Costs (not part of 5% Admin ca | 0 | 0 | 0 | | | | | | | | | 0 | 0 | #DIV/0! | | | | |
| 19C CDBG Non-profit Organization Capacity Building | 0 | 0 | 0 | | | | | | | | | 0 | 0 | #DIV/0! | | | | |
| 19D CDBG Assistance to Institutes of Higher Education | 0 | 0 | 0 | | | | | | | | | 0 | 0 | #DIV/0! | | | | |
| 19E CDBG Operation and Repair of Foreclosed Property | 0 | 0 | 0 | | | | | | | | | 0 | 0 | #DIV/0! | | | | |
| 19F Planned Repayment of Section 108 Loan Principal | 0 | 0 | 0 | | | | | | | | | 0 | 0 | #DIV/0! | | | | |
| 19G Unplanned Repayment of Section 108 Loan Principal | 0 | 0 | 0 | | | | | | | | | 0 | 0 | #DIV/0! | | | | |
| 19H State CDBG Technical Assistance to Grantees | X | 0 | ### | | | | X | 2 | | | | 0 | 2 | #DIV/0! | H | \$42,030 | Y | C |

| | | | | | | | | | | | | | | | | | | | | |
|--|---|---|-----|---|-----|------|------|------|-------|---|---|---|---|------|-------|---------|---|-------------|---|---|
| 20 Planning 570.205 | 0 | 0 | 0 | | | | | 33 | 40 | | | | | 33 | 40 | 121% | H | \$1,539,941 | Y | C |
| 21A General Program Administration 570.206 | X | 0 | ### | | | | | X | X | | | | | 0 | 0 | #DIV/0! | H | \$735,818 | Y | C |
| 21B Indirect Costs 570.206 | 0 | 0 | 0 | | | | | | | | | | | 0 | 0 | #DIV/0! | | | | |
| 21D Fair Housing Activities (subject to 20% Admin cap) 570.206 | 0 | 0 | 0 | | | | | | | | | | | 0 | 0 | #DIV/0! | | | | |
| 21E Submissions or Applications for Federal Programs 570.206 | 0 | 0 | 0 | | | | | | | | | | | 0 | 0 | #DIV/0! | | | | |
| 21F HOME Rental Subsidy Payments (subject to 5% cap) | 0 | 0 | 0 | | | | | | | | | | | 0 | 0 | #DIV/0! | | | | |
| 21G HOME Security Deposits (subject to 5% cap) | 0 | 0 | 0 | | | | | | | | | | | 0 | 0 | #DIV/0! | | | | |
| 21H HOME Admin/Planning Costs of PJ (subject to 5% cap) | 0 | 0 | 0 | | | | | | | | | | | 0 | 0 | #DIV/0! | | | | |
| 21I HOME CHDO Operating Expenses (subject to 5% cap) | X | 0 | ### | | | | | X | X | | | | | 0 | 0 | #DIV/0! | H | \$557,500 | Y | H |
| 22 Unprogrammed Funds | 0 | 0 | 0 | | | | | | | | | | | 0 | 0 | #DIV/0! | | | | |
| 31J Facility based housing – development | 0 | 0 | 0 | | | | | | | | | | | 0 | 0 | #DIV/0! | | | | |
| 31K Facility based housing - operations | X | 0 | ### | | 5 | 15 | 5 | 5 | | | | | | 10 | 20 | 200% | H | \$19,363 | Y | A |
| 31G Short term rent mortgage utility payments | X | 0 | ### | | 420 | 1045 | 221 | 329 | | | | | | 641 | 1374 | 214% | H | \$173,112 | Y | A |
| 31F Tenant based rental assistance | X | 0 | ### | | 137 | 439 | 106 | 143 | | | | | | 243 | 582 | 240% | H | \$411,885 | Y | A |
| 31E Supportive service | X | 0 | ### | | 264 | 462 | 668 | 846 | | | | | | 932 | 1308 | 140% | H | \$167,939 | Y | A |
| 31I Housing information services | X | 0 | ### | | 32 | 31 | 1133 | 1442 | | | | | | 1165 | 1473 | 126% | H | \$23,000 | Y | A |
| 31H Resource identification | 0 | 0 | 0 | | | | | | | | | | | 0 | 0 | #DIV/0! | | | | |
| 31B Administration - grantee | 0 | 0 | 0 | | | | | | | | | | | 0 | 0 | #DIV/0! | | \$40,041 | | A |
| 31D Administration - project sponsor | 0 | 0 | 0 | | | | | | | | | | | 0 | 0 | #DIV/0! | | \$24,660 | | A |
| Totals | 0 | 0 | 0 | 0 | 0 | 1093 | 2049 | 3390 | 21050 | 0 | 0 | 0 | 0 | 4483 | 23099 | 515% | | | | |

HOPWA Performance Chart 2

| Type of Housing Assistance | Total Number of Households Receiving Assistance | Average Length of Stay [in weeks] | Number of Households Remaining in Project at the End of the Program Year | Number of Households that left the Project | What happened to the Households that left the project? | | | | | | Housing Stability | | | |
|---|---|-----------------------------------|--|--|--|-----|-----|-----|------|------|-------------------|--------|----------|------------------------|
| | | | | | 401612.37 | PY1 | PY2 | PY3 | PY4* | PY5* | Cumulative | Stable | Unstable | Percent Stable / Total |
| Tenant-based Rental Assistance | 0 | PY1 | PY1 | #VALUE1 | Emergency Shelter | 1 | 0 | | | | 1 | PY1 | PY1 | |
| | | | | | Temporary Housing | 0 | 1 | | | | 1 | 0 | 0 | #DIV/0! |
| | 439 | PY2 | 323 | 116 | Private Hsg | 58 | 37 | | | | 95 | PY2 | PY2 | |
| | | | | | Other HOPWA | 1 | 2 | | | | 3 | 94 | 14 | 671% |
| | 143 | PY3 | 63 | 80 | Other Subsidy | 35 | 20 | | | | 55 | PY3 | PY3 | |
| | | | | | Institution | 0 | 1 | | | | 1 | 60 | 6 | 1000% |
| | | | | Jail/Prison | 2 | 2 | | | | 4 | PY4 | PY4 | | |
| 0 | PY4 | PY4 | #VALUE1 | | Disconnected | 11 | 3 | | | | 14 | 0 | 0 | #DIV/0! |
| 0 | PY5 | PY5 | #VALUE1 | | Death | 8 | 3 | | | | 11 | PY5 | PY5 | |
| | | | | | | | | | | | 0 | 0 | #DIV/0! | |
| Short-term Rent, Mortgage, and Utility Assistance | 0 | PY1 | PY1 | #VALUE1 | Emergency Shelter | 0 | 10 | | | | 10 | PY1 | PY1 | |
| | | | | | Temporary Housing | 15 | | | | | 15 | 0 | 0 | #DIV/0! |
| | 1045 | PY2 | 681 | 364 | Private Hsg | 253 | 153 | | | | 406 | PY2 | PY2 | |
| | | | | | Other HOPWA | 4 | 0 | | | | 4 | 338 | 16 | 2113% |
| | 329 | PY3 | 120 | 209 | Other Subsidy | 81 | 0 | | | | 81 | PY3 | PY3 | |
| | | | | | Institution | 1 | 1 | | | | 1 | 154 | 47 | 328% |
| | | | | Jail/Prison | 11 | 7 | | | | 18 | PY4 | PY4 | | |
| 0 | PY4 | PY4 | #VALUE1 | | Disconnected | 5 | 15 | | | | 20 | 0 | 0 | #DIV/0! |
| 0 | PY5 | PY5 | #VALUE1 | | Death | 10 | 8 | | | | 18 | PY5 | PY5 | |
| | | | | | | | | | | | 0 | 0 | #DIV/0! | |
| Facility-based Housing Assistance | 0 | PY1 | PY1 | #VALUE1 | Emergency Shelter | 0 | 0 | | | | 0 | PY1 | PY1 | |
| | | | | | Temporary Housing | 0 | 0 | | | | 0 | 0 | 0 | #DIV/0! |
| | 15 | PY2 | 13 | 2 | Private Hsg | 0 | 0 | | | | 0 | PY2 | PY2 | |
| | | | | | Other HOPWA | 0 | 0 | | | | 0 | 2 | 0 | #DIV/0! |
| | 0 | PY3 | 0 | 0 | Other Subsidy | 2 | 2 | | | | 2 | PY3 | PY3 | |
| | | | | | Institution | 0 | 0 | | | | 0 | 0 | 0 | #DIV/0! |
| | | | | Jail/Prison | 0 | 0 | | | | 0 | PY4 | PY4 | | |
| 0 | PY4 | PY4 | #VALUE1 | | Disconnected | 0 | 0 | | | | 0 | 0 | 0 | #DIV/0! |
| 0 | PY5 | PY5 | #VALUE1 | | Death | 0 | 0 | | | | 0 | PY5 | PY5 | |
| | | | | | | | | | | | 0 | 0 | #DIV/0! | |



Summary of Specific Annual Objectives

| Specific Obj. # | Outcome/Objective Specific Annual Objectives | Sources of Funds | Performance Indicators | Year | Expected Number | Actual Number | Percent Completed | | |
|--|--|---|---|--|-----------------|---------------|-------------------|---------|--|
| DH-1 Availability/Accessibility of Decent Housing | | | | | | | | | |
| DH-1 (1) | Produce affordable housing that is most needed in the local communities receiving funding. Eligible housing types include: Transitional housing, Permanent supportive housing, Affordable rental housing and Affordable homeownership housing. | Source of Funds #1: \$10.1 million HOME | Performance Indicator #1: 336 units of transitional, permanent supportive housing, affordable rental or homeownership housing. | 2005 | | | #DIV/0! | | |
| | | Source of Funds #2 | | 2006 | | | #DIV/0! | | |
| | | Source of Funds #3 | | 2007 | 165 | 53 | 32% | | |
| | | | | 2008 | | | #DIV/0! | | |
| | | | | 2009 | | | #DIV/0! | | |
| | | MULTI-YEAR GOAL | | | | | 53 | #DIV/0! | |
| | | Source of Funds #1 | | Performance Indicator #2: Number of counties assisted = 48 | 2005 | | | #DIV/0! | |
| | | Source of Funds #2 | | | 2006 | | | #DIV/0! | |
| | | Source of Funds #3 | | | 2007 | 48 | 26 | 54% | |
| | | 2008 | | | | #DIV/0! | | | |
| | | 2009 | | | | #DIV/0! | | | |
| | MULTI-YEAR GOAL | | | | | 26 | #DIV/0! | | |
| | Fund the production of 336 units of transitional, permanent supportive housing, affordable rental or homeownership housing. | Source of Funds #1 | Performance Indicator #3: Special needs populations assisted - 45 persons with disabilities, 90 elderly, 60 female-headed households. | 2005 | | | #DIV/0! | | |
| | | Source of Funds #2 | | 2006 | | | #DIV/0! | | |
| | | Source of Funds #3 | | 2007 | | | #DIV/0! | | |
| | | 2008 | | | | #DIV/0! | | | |
| | | 2009 | | | | #DIV/0! | | | |
| MULTI-YEAR GOAL | | | | | 0 | #DIV/0! | | | |



Summary of Specific Annual Objectives

| Specific Obj. # | Outcome/Objective Specific Annual Objectives | Sources of Funds | Performance Indicators | Year | Expected Number | Actual Number | Percent Completed | |
|--|--|--|--|------|-----------------|---------------|-------------------|---------|
| DH-1 Availability/Accessibility of Decent Housing | | | | | | | | |
| DH-1 (2) | Produce housing for special needs populations, acquire and demolish housing units to support housing development, conduct affordable housing feasibility studies. Eligible unit types include: Emergency shelters, Youth shelters, Transitional housing, migrant/seasonal farmworker housing, permanent supportive housing, rental housing and owner occupied housing. | Source of Funds #1: \$4.2 million CDBG | Performance Indicator #1: Produce 244 units of housing for special needs populations and/or general affordable housing. | 2005 | | | #DIV/0! | |
| | | Source of Funds #2 | | 2006 | | | #DIV/0! | |
| | | Source of Funds #3 | | 2007 | 244 | 53 | 22% | |
| | | | | 2008 | | | #DIV/0! | |
| | | | | 2009 | | | #DIV/0! | |
| | | MULTI-YEAR GOAL | | | | | 53 | #DIV/0! |
| | | Source of Funds #1 | Performance Indicator #2: Number of counties assisted = 35 | 2005 | | | #DIV/0! | |
| | | Source of Funds #2 | | 2006 | | | #DIV/0! | |
| | | | | 2007 | 35 | 17 | 49% | |
| | | | | 2008 | | | #DIV/0! | |
| | | 2009 | | | | #DIV/0! | | |
| | MULTI-YEAR GOAL | | | | | 17 | #DIV/0! | |
| | Produce 244 units of housing for special needs populations and/or affordable housing. | Source of Funds #1 | Performance Indicator #3: Special needs populations assisted - 25 persons with disabilities, 75 elderly, 40 female-headed households | 2005 | | | #DIV/0! | |
| | | Source of Funds #2 | | 2006 | | | #DIV/0! | |
| | | | | 2007 | | | #DIV/0! | |
| | | 2008 | | | | #DIV/0! | | |
| Source of Funds #3 | | 2009 | | | | #DIV/0! | | |
| MULTI-YEAR GOAL | | | | | 0 | #DIV/0! | | |



Summary of Specific Annual Objectives

| Specific Obj. # | Outcome/Objective Specific Annual Objectives | Sources of Funds | Performance Indicators | Year | Expected Number | Actual Number | Percent Completed | | |
|--|---|---------------------------------|---|--|-----------------|---------------|-------------------|---------|--|
| DH-1 Availability/Accessibility of Decent Housing | | | | | | | | | |
| DH-1 (3) | Provide rental and utilities assistance to households at risk of homelessness. Provide legal services for landlord/tenant mediation to prevent eviction. | Source of Funds #1:\$93,936 ESG | Performance Indicator #1: Assist 300 households who are at-risk of homelessness. | 2005 | | | #DIV/0! | | |
| | | | | 2006 | | | #DIV/0! | | |
| | | Source of Funds #2 | | 2007 | 300 | 978 | 326% | | |
| | | | | 2008 | | | #DIV/0! | | |
| | | Source of Funds #3 | | 2009 | | | #DIV/0! | | |
| | | MULTI-YEAR GOAL | | | | | 978 | #DIV/0! | |
| | | Source of Funds #1 | | Performance Indicator #2: Provide funding to shelters for homeless prevention activities. | 2005 | | | #DIV/0! | |
| | | | | | 2006 | | | #DIV/0! | |
| | | Source of Funds #2 | | | 2007 | 25 | 22 | 88% | |
| | | 2008 | | | | #DIV/0! | | | |
| | Source of Funds #3 | 2009 | | | | #DIV/0! | | | |
| | MULTI-YEAR GOAL | | | | | 22 | #DIV/0! | | |
| | Provide rental, utilities and/or landlord/tenant mediation assistance to 300 clients. Shelters will provide assistance to approximately 80 percent of the clients who ask for assistance. | Source of Funds #1 | Performance Indicator #3: | 2005 | | | #DIV/0! | | |
| | | | | 2006 | | | #DIV/0! | | |
| | | Source of Funds #2 | | 2007 | | | #DIV/0! | | |
| | | 2008 | | | | #DIV/0! | | | |
| Source of Funds #3 | | 2009 | | | | #DIV/0! | | | |
| MULTI-YEAR GOAL | | | | | 0 | #DIV/0! | | | |



Summary of Specific Annual Objectives

| Specific Obj. # | Outcome/Objective Specific Annual Objectives | Sources of Funds | Performance Indicators | Year | Expected Number | Actual Number | Percent Completed | | |
|--|--|-----------------------------------|--|---|-----------------|---------------|-------------------|---------|--|
| DH-1 Availability/Accessibility of Decent Housing | | | | | | | | | |
| DH-1 (4) | Provide case management, resource referral and counseling to persons and families who are homeless to assist them in securing permanent housing and supportive services. | Source of Funds #1: \$317,668 ESG | Performance Indicator #1: Provide 740 clients with essential services. | 2005 | | | #DIV/0! | | |
| | | | | 2006 | | | #DIV/0! | | |
| | | Source of Funds #2 | | 2007 | 740 | 16210 | 2191% | | |
| | | | | 2008 | | | #DIV/0! | | |
| | | Source of Funds #3 | | 2009 | | | #DIV/0! | | |
| | | MULTI-YEAR GOAL | | | | | 16210 | #DIV/0! | |
| | | Source of Funds #1 | | Performance Indicator #2: Provide funding to 51 shelters for essential services activities. | 2005 | | | #DIV/0! | |
| | | | | | 2006 | | | #DIV/0! | |
| | | Source of Funds #2 | | | 2007 | 51 | 53 | 104% | |
| | | | | | 2008 | | | #DIV/0! | |
| | Source of Funds #3 | 2009 | | | | #DIV/0! | | | |
| | MULTI-YEAR GOAL | | | | | 53 | #DIV/0! | | |
| | Fund 51 shelters to provide case management, resource referral and counseling to 740 persons and families who are homeless. | Source of Funds #1 | Performance Indicator #3 | 2005 | | | #DIV/0! | | |
| | | | | 2006 | | | #DIV/0! | | |
| | | Source of Funds #2 | | 2007 | | | #DIV/0! | | |
| | | 2008 | | | | #DIV/0! | | | |
| | Source of Funds #3 | 2009 | | | | #DIV/0! | | | |
| MULTI-YEAR GOAL | | | | | 0 | #DIV/0! | | | |



Summary of Specific Annual Objectives

| Specific Obj. # | Outcome/Objective Specific Annual Objectives | Sources of Funds | Performance Indicators | Year | Expected Number | Actual Number | Percent Completed | | |
|--|---|----------------------------------|---|--------------------------|-----------------|---------------|-------------------|---------|--|
| DH-1 Availability/Accessibility of Decent Housing | | | | | | | | | |
| DH-1 (5) | Improve accessibility of emergency shelters and transitional housing providers. | Source of Funds #1: \$57,000 ESG | Performance Indicator #1: Improve accessibility at 3 to 4 shelters. | 2005 | | | #DIV/0! | | |
| | | | | 2006 | | | #DIV/0! | | |
| | | Source of Funds #2 | | 2007 | 3 to 4 | 3 | #VALUE! | | |
| | | | | 2008 | | | #DIV/0! | | |
| | | Source of Funds #3 | | 2009 | | | #DIV/0! | | |
| | | MULTI-YEAR GOAL | | | | | 3 | #DIV/0! | |
| | | Source of Funds #1 | | Performance Indicator #2 | 2005 | | | #DIV/0! | |
| | | | | | 2006 | | | #DIV/0! | |
| | | Source of Funds #2 | | | 2007 | | | #DIV/0! | |
| | | 2008 | | | | #DIV/0! | | | |
| | Source of Funds #3 | 2009 | | | | #DIV/0! | | | |
| | MULTI-YEAR GOAL | | | | | 0 | #DIV/0! | | |
| | Provide \$57,000 to emergency shelters and transitional housing providers for accessibility improvements. | Source of Funds #1 | Performance Indicator #3 | 2005 | | | #DIV/0! | | |
| | | | | 2006 | | | #DIV/0! | | |
| | | Source of Funds #2 | | 2007 | | | #DIV/0! | | |
| | | 2008 | | | | #DIV/0! | | | |
| Source of Funds #3 | | 2009 | | | | #DIV/0! | | | |
| MULTI-YEAR GOAL | | | | | | 0 | #DIV/0! | | |



Summary of Specific Annual Objectives

| Specific Obj. # | Outcome/Objective Specific Annual Objectives | Sources of Funds | Performance Indicators | Year | Expected Number | Actual Number | Percent Completed | | |
|--|--|------------------------------------|---|--------------------------|-----------------|---------------|-------------------|---------|--|
| DH-1 Availability/Accessibility of Decent Housing | | | | | | | | | |
| DH-1 (6) | Improve housing accessibility and availability by providing housing information/referrals/case management to persons living with HIV/AIDS. | Source of Funds #1: \$53,860 HOPWA | Performance Indicator #1: 25 homeless individuals living with HIV/AIDS will find housing. | 2005 | | | #DIV/0! | | |
| | | | | 2006 | | | #DIV/0! | | |
| | | Source of Funds #2 | | 2007 | 25 | 1442 | 5768% | | |
| | | | | 2008 | | | #DIV/0! | | |
| | | Source of Funds #3 | | 2009 | | | #DIV/0! | | |
| | | MULTI-YEAR GOAL | | | | | 1442 | #DIV/0! | |
| | | Source of Funds #1 | | Performance Indicator #2 | 2005 | | | #DIV/0! | |
| | | | | | 2006 | | | #DIV/0! | |
| | | Source of Funds #2 | | | 2007 | | | #DIV/0! | |
| | | 2008 | | | | #DIV/0! | | | |
| | Source of Funds #3 | 2009 | | | | #DIV/0! | | | |
| | MULTI-YEAR GOAL | | | | | 0 | #DIV/0! | | |
| | Assist 25 homeless individuals living with HIV/AIDS with finding housing by providing funding to HOPWA care sites. | Source of Funds #1 | Performance Indicator #3 | 2005 | | | #DIV/0! | | |
| | | | | 2006 | | | #DIV/0! | | |
| | | Source of Funds #2 | | 2007 | | | #DIV/0! | | |
| | | | | 2008 | | | #DIV/0! | | |
| | | Source of Funds #3 | | 2009 | | | #DIV/0! | | |
| | | MULTI-YEAR GOAL | | | | | 0 | #DIV/0! | |



Summary of Specific Annual Objectives

| Specific Obj. # | Outcome/Objective Specific Annual Objectives | Sources of Funds | Performance Indicators | Year | Expected Number | Actual Number | Percent Completed | | |
|--|--|-------------------------------------|--|--------------------------|-----------------|---------------|-------------------|---------|--|
| DH-1 Availability/Accessibility of Decent Housing | | | | | | | | | |
| DH-1 (7) | Increase housing stability of persons at-risk of homelessness living with HIV/AIDS. | Source of Funds #1: \$370,040 HOPWA | Performance Indicator #1: Provide rental assistance to preserve the housing of 170 persons living with HIV/AIDS for up to 12 months. | 2005 | | | #DIV/0! | | |
| | | | | 2006 | | | #DIV/0! | | |
| | | Source of Funds #2 | | 2007 | 170 | 143 | 84% | | |
| | | | | 2008 | | | #DIV/0! | | |
| | | Source of Funds #3 | | 2009 | | | #DIV/0! | | |
| | | MULTI-YEAR GOAL | | | | | 143 | #DIV/0! | |
| | | Source of Funds #1 | | Performance Indicator #2 | 2005 | | | #DIV/0! | |
| | | | | | 2006 | | | #DIV/0! | |
| | | Source of Funds #2 | | | 2007 | | | #DIV/0! | |
| | | 2008 | | | | #DIV/0! | | | |
| | Source of Funds #3 | 2009 | | | | #DIV/0! | | | |
| | MULTI-YEAR GOAL | | | | | 0 | #DIV/0! | | |
| | Provide case management, resource assistance and housing assistance for up to 12 months to 170 persons at-risk of homelessness and living with HIV/AIDS, Tenant-Based Rental Assistance. | Source of Funds #1 | Performance Indicator #3 | 2005 | | | #DIV/0! | | |
| | | | | 2006 | | | #DIV/0! | | |
| | | Source of Funds #2 | | 2007 | | | #DIV/0! | | |
| | | 2008 | | | | #DIV/0! | | | |
| Source of Funds #3 | | 2009 | | | | #DIV/0! | | | |
| MULTI-YEAR GOAL | | | | | | 0 | #DIV/0! | | |



Summary of Specific Annual Objectives

| Specific Obj. # | Outcome/Objective Specific Annual Objectives | Sources of Funds | Performance Indicators | Year | Expected Number | Actual Number | Percent Completed | | |
|--|---|-------------------------------------|---|--------------------------|-----------------|---------------|-------------------|---------|--|
| DH-1 Availability/Accessibility of Decent Housing | | | | | | | | | |
| DH-1 (8) | Provide short-term assistance to persons living with HIV/AIDS at risk of eviction, foreclosure and/or termination of utilities. | Source of Funds #1: \$221,500 HOPWA | Performance Indicator #1: Assist 300 individuals living with HIV/AIDS with up to 21 weeks of short-term rental, mortgage or utilities assistance. | 2005 | | | #DIV/0! | | |
| | | | | 2006 | | | #DIV/0! | | |
| | | Source of Funds #2 | | 2007 | 300 | 329 | 110% | | |
| | | | | 2008 | | | #DIV/0! | | |
| | | Source of Funds #3 | | 2009 | | | #DIV/0! | | |
| | | MULTI-YEAR GOAL | | | | | 329 | #DIV/0! | |
| | | Source of Funds #1 | | Performance Indicator #2 | 2005 | | | #DIV/0! | |
| | | | | | 2006 | | | #DIV/0! | |
| | | Source of Funds #2 | | | 2007 | | | #DIV/0! | |
| | | 2008 | | | | #DIV/0! | | | |
| | Source of Funds #3 | 2009 | | | | #DIV/0! | | | |
| | MULTI-YEAR GOAL | | | | | 0 | #DIV/0! | | |
| | Assist 30 individuals living with HIV/AIDS with up to 21 weeks of short-term rental, mortgage or utilities assistance (STRMU). | Source of Funds #1 | Performance Indicator #3 | 2005 | | | #DIV/0! | | |
| | | | | 2006 | | | #DIV/0! | | |
| | | Source of Funds #2 | | 2007 | | | #DIV/0! | | |
| | | | | 2008 | | | #DIV/0! | | |
| | | Source of Funds #3 | | 2009 | | | #DIV/0! | | |
| | | MULTI-YEAR GOAL | | | | | 0 | #DIV/0! | |



Summary of Specific Annual Objectives

| Specific Obj. # | Outcome/Objective Specific Annual Objectives | Sources of Funds | Performance Indicators | Year | Expected Number | Actual Number | Percent Completed | | |
|---|---|---------------------------------|--|--|-----------------|----------------|-------------------|----------------|--|
| DH-2 Affordability of Decent Housing | | | | | | | | | |
| DH-2 (1) | Increase affordability of rental housing and homeownership housing. | Source of Funds #1: \$10.1 HOME | Performance Indicator #1: 336 units of transitional, permanent supportive housing, affordable rental or homeownership housing. | 2005 | | | #DIV/0! | | |
| | | | | 2006 | | | #DIV/0! | | |
| | | Source of Funds #2 | | 2007 | 139 | 34 | 24% | | |
| | | | | 2008 | | | #DIV/0! | | |
| | | Source of Funds #3 | | 2009 | | | #DIV/0! | | |
| | | MULTI-YEAR GOAL | | | | | 34 | #DIV/0! | |
| | | Source of Funds #1 | | Performance Indicator #2: Provide downpayment assistance for up to 500 households. | 2005 | | | #DIV/0! | |
| | | | | | 2006 | | | #DIV/0! | |
| | | Source of Funds #2 | | | 2007 | 427 | 794 | 186% | |
| | | 2008 | | | | #DIV/0! | | | |
| | Source of Funds #3 | 2009 | | | | #DIV/0! | | | |
| | MULTI-YEAR GOAL | | | | | 794 | #DIV/0! | | |
| | Fund the production of affordable rental and homeownership housing. Provide downpayment assistance to up to 500 households. | Source of Funds #1 | Performance Indicator #3: Five households with persons with disabilities will be assisted. | 2005 | | | #DIV/0! | | |
| | | | | 2006 | | | #DIV/0! | | |
| | | Source of Funds #2 | | 2007 | 5 | | 0% | | |
| | | 2008 | | | | #DIV/0! | | | |
| Source of Funds #3 | | 2009 | | | | #DIV/0! | | | |
| MULTI-YEAR GOAL | | | | | 0 | #DIV/0! | | | |



Summary of Specific Annual Objectives

| Specific Obj. # | Outcome/Objective Specific Annual Objectives | Sources of Funds | Performance Indicators | Year | Expected Number | Actual Number | Percent Completed | |
|---|--|--|--|------|-----------------|---------------|-------------------|---------|
| DH-2 Affordability of Decent Housing | | | | | | | | |
| DH-2 (2) | Produce housing for special needs populations, acquire and demolish housing units to support housing development, conduct affordable housing feasibility studies. Eligible unit types include: Emergency shelters, Youth shelters, Transitional housing, migrant/seasonal farmworker housing, permanent supportive housing, rental housing and owner occupied housing. | Source of Funds #1: \$4.2 million CDBG | Performance Indicator #1: Produce 244 units of housing for special needs populations and/or general affordable housing. | 2005 | | | #DIV/0! | |
| | | Source of Funds #2 | | 2006 | | | #DIV/0! | |
| | | Source of Funds #3 | | 2007 | 244 | 58 | 24% | |
| | | | | 2008 | | | #DIV/0! | |
| | | | | 2009 | | | #DIV/0! | |
| | | MULTI-YEAR GOAL | | | | | 58 | #DIV/0! |
| | | Source of Funds #1 | Performance Indicator #2: Number of counties assisted = 35 | 2005 | | | #DIV/0! | |
| | | Source of Funds #2 | | 2006 | | | #DIV/0! | |
| | | | | 2007 | 35 | 17 | 49% | |
| | | | | 2008 | | | #DIV/0! | |
| | | 2009 | | | | #DIV/0! | | |
| | MULTI-YEAR GOAL | | | | | 17 | #DIV/0! | |
| | Produce 244 units of housing for special needs populations and/or affordable housing. | Source of Funds #1 | Performance Indicator #3: Special needs populations assisted - 25 persons with disabilities, 75 elderly, 40 female-headed households | 2005 | | | #DIV/0! | |
| | | Source of Funds #2 | | 2006 | | | #DIV/0! | |
| | | | | 2007 | | | #DIV/0! | |
| | | 2008 | | | | #DIV/0! | | |
| Source of Funds #3 | | 2009 | | | | #DIV/0! | | |
| MULTI-YEAR GOAL | | | | | 0 | #DIV/0! | | |



Summary of Specific Annual Objectives

| Specific Obj. # | Outcome/Objective Specific Annual Objectives | Sources of Funds | Performance Indicators | Year | Expected Number | Actual Number | Percent Completed | | |
|--|---|---------------------------------------|---|---|-----------------|---------------|-------------------|---------|--|
| DH-3 Sustainability of Decent Housing | | | | | | | | | |
| DH-3 (1) | Provide operating support to emergency shelters. | Source of Funds #1: \$1.4 million ESG | Performance Indicator #1: Assist 89 shelters with operations. | 2005 | | | #DIV/0! | | |
| | | | | 2006 | | | #DIV/0! | | |
| | | Source of Funds #2 | | 2007 | 89 | 82 | 92% | | |
| | | | | 2008 | | | #DIV/0! | | |
| | | Source of Funds #3 | | 2009 | | | #DIV/0! | | |
| | | MULTI-YEAR GOAL | | | | | 82 | #DIV/0! | |
| | | Source of Funds #1 | | Performance Indicator #2: Enable shelters to provide support to 24,523 clients. | 2005 | | | #DIV/0! | |
| | | | | | 2006 | | | #DIV/0! | |
| | | Source of Funds #2 | | | 2007 | 24523 | 30012 | 122% | |
| | | 2008 | | | | #DIV/0! | | | |
| | Source of Funds #3 | 2009 | | | | #DIV/0! | | | |
| | Fund operations of 89 shelters to support their assistance of 24,523 unduplicated clients | MULTI-YEAR GOAL | | | | | 30012 | #DIV/0! | |
| | | Performance Indicator #3 | 2005 | | | #DIV/0! | | | |
| | Source of Funds #1 | | 2006 | | | #DIV/0! | | | |
| | Source of Funds #2 | | 2007 | | | #DIV/0! | | | |
| | 2008 | | | | #DIV/0! | | | | |
| Source of Funds #3 | 2009 | | | | #DIV/0! | | | | |
| MULTI-YEAR GOAL | | | | | 0 | #DIV/0! | | | |



Summary of Specific Annual Objectives

| Specific Obj. # | Outcome/Objective Specific Annual Objectives | Sources of Funds | Performance Indicators | Year | Expected Number | Actual Number | Percent Completed | | |
|---|--|------------------------------------|---|--|-----------------|---------------|-------------------|---------|--|
| SL-1 Availability/Accessibility of Suitable Living Environment | | | | | | | | | |
| SL-1 (1) | Assist HOPWA care sites with improvements, utilities and salaries of maintenance crews. | Source of Funds #1: \$16,000 HOPWA | Performance Indicator #1: Benefit 75 clients of HOPWA care sites. | 2005 | | | #DIV/0! | | |
| | | | | 2006 | | | #DIV/0! | | |
| | | Source of Funds #2 | | 2007 | 75 | 30 | 40% | | |
| | | | | 2008 | | | #DIV/0! | | |
| | | Source of Funds #3 | | 2009 | | | #DIV/0! | | |
| | | MULTI-YEAR GOAL | | | | | 30 | #DIV/0! | |
| | | Source of Funds #1 | | Performance Indicator #2: Benefit 5 housing units of HOPWA care sites. | 2005 | | | #DIV/0! | |
| | | | | | 2006 | | | #DIV/0! | |
| | | Source of Funds #2 | | | 2007 | 5 | 5 | 100% | |
| | | 2008 | | | | #DIV/0! | | | |
| | Source of Funds #3 | 2009 | | | | #DIV/0! | | | |
| | MULTI-YEAR GOAL | | | | | 5 | #DIV/0! | | |
| | Provide operating funding to HOPWA care sites for improvements to furniture in group homes, assistance with utilities and salaries of maintenance crews. | Source of Funds #1 | Performance Indicator #3 | 2005 | | | #DIV/0! | | |
| | | | | 2006 | | | #DIV/0! | | |
| | | Source of Funds #2 | | 2007 | | | #DIV/0! | | |
| | | 2008 | | | | #DIV/0! | | | |
| Source of Funds #3 | | 2009 | | | | #DIV/0! | | | |
| MULTI-YEAR GOAL | | | | | 0 | #DIV/0! | | | |



Summary of Specific Annual Objectives

| Specific Obj. # | Outcome/Objective Specific Annual Objectives | Sources of Funds | Performance Indicators | Year | Expected Number | Actual Number | Percent Completed | | |
|---|---|-------------------------------------|--|--------------------------|-----------------|---------------|-------------------|---------|--|
| SL-1 Availability/Accessibility of Suitable Living Environment | | | | | | | | | |
| SL-1 (2) | Improve living environments of persons living with HIV/AIDS. | Source of Funds #1: \$111,200 HOPWA | Performance Indicator #1: Provide services to 125 individuals. | 2005 | | | #DIV/0! | | |
| | | | | 2006 | | | #DIV/0! | | |
| | | Source of Funds #2 | | 2007 | 125 | 846 | 677% | | |
| | | | | 2008 | | | #DIV/0! | | |
| | | Source of Funds #3 | | 2009 | | | #DIV/0! | | |
| | | MULTI-YEAR GOAL | | | | | 846 | #DIV/0! | |
| | | Source of Funds #1 | | Performance Indicator #2 | 2005 | | | #DIV/0! | |
| | | | | | 2006 | | | #DIV/0! | |
| | | Source of Funds #2 | | | 2007 | | | #DIV/0! | |
| | | 2008 | | | | #DIV/0! | | | |
| | Source of Funds #3 | 2009 | | | | #DIV/0! | | | |
| | MULTI-YEAR GOAL | | | | | 0 | #DIV/0! | | |
| | Support HOPWA care sites with funding for client's needs including food/nutrition, transportation, housing case management, mental health treatment, substance abuse treatment and basic telephone provision, to maintain their living environment. | Source of Funds #1 | Performance Indicator #3 | 2005 | | | #DIV/0! | | |
| | | | | 2006 | | | #DIV/0! | | |
| | | Source of Funds #2 | | 2007 | | | #DIV/0! | | |
| | | 2008 | | | | #DIV/0! | | | |
| Source of Funds #3 | | 2009 | | | | #DIV/0! | | | |
| MULTI-YEAR GOAL | | | | | 0 | #DIV/0! | | | |



Summary of Specific Annual Objectives

| Specific Obj. # | Outcome/Objective Specific Annual Objectives | Sources of Funds | Performance Indicators | Year | Expected Number | Actual Number | Percent Completed | | |
|---|--|---|--|--------------------------|-----------------|---------------|-------------------|---------|--|
| SL-3 Sustainability of Suitable Living Environment | | | | | | | | | |
| SL-3 (1) | Improve wastewater, water and storm water infrastructure systems. | Source of Funds #1: \$12.6 million CDBG | Performance Indicator #1: Improve 26 infrastructure systems. | 2005 | | | #DIV/0! | | |
| | | | | 2006 | | | #DIV/0! | | |
| | | Source of Funds #2 | | 2007 | 26 | 32 | 123% | | |
| | | | | 2008 | | | #DIV/0! | | |
| | | Source of Funds #3 | | 2009 | | | #DIV/0! | | |
| | | MULTI-YEAR GOAL | | | | | 32 | #DIV/0! | |
| | | Source of Funds #1 | | Performance Indicator #2 | 2005 | | | #DIV/0! | |
| | | | | | 2006 | | | #DIV/0! | |
| | | Source of Funds #2 | | | 2007 | | | #DIV/0! | |
| | | 2008 | | | | #DIV/0! | | | |
| | Source of Funds #3 | 2009 | | | | #DIV/0! | | | |
| | MULTI-YEAR GOAL | | | | | 0 | #DIV/0! | | |
| | Provide funding to improve 26 wastewater, water and storm water infrastructure systems to sustain and improve the living environment of low- and moderate-income persons in the communities by improving the infrastructure with the Community Focus Fund. | Source of Funds #1 | Performance Indicator #3 | 2005 | | | #DIV/0! | | |
| | | | | 2006 | | | #DIV/0! | | |
| | | Source of Funds #2 | | 2007 | | | #DIV/0! | | |
| | | 2008 | | | | #DIV/0! | | | |
| Source of Funds #3 | | 2009 | | | | #DIV/0! | | | |
| MULTI-YEAR GOAL | | | | | 0 | #DIV/0! | | | |



Summary of Specific Annual Objectives

| Specific Obj. # | Outcome/Objective Specific Annual Objectives | Sources of Funds | Performance Indicators | Year | Expected Number | Actual Number | Percent Completed | | |
|---|---|---|--|--|-----------------|----------------|-------------------|---------|--|
| SL-3 Sustainability of Suitable Living Environment | | | | | | | | | |
| SL-3 (2) | Assist communities with community development projects, including libraries, community centers, social service facilities, youth centers, fire stations, downtown revitalization, historic preservation, etc. | Source of Funds #1: \$10.3 million CDBG | Performance Indicator #1: 26 miscellaneous community development activities. | 2005 | | | #DIV/0! | | |
| | | | | 2006 | | | #DIV/0! | | |
| | | Source of Funds #2 | | 2007 | 26 | 31 | 119% | | |
| | | | | 2008 | | | #DIV/0! | | |
| | | Source of Funds #3 | | 2009 | | | #DIV/0! | | |
| | | MULTI-YEAR GOAL | | | | | 31 | #DIV/0! | |
| | | Source of Funds #1 | | Performance Indicator #2: Provide \$1 million of such funding to construct facilities for special needs populations. | 2005 | | | #DIV/0! | |
| | | | | | 2006 | | | #DIV/0! | |
| | | Source of Funds #2 | | | 2007 | \$1,000,000 | \$1,130,427 | 113% | |
| | | 2008 | | | | #DIV/0! | | | |
| | Source of Funds #3 | 2009 | | | | #DIV/0! | | | |
| | MULTI-YEAR GOAL | | | | | 1130427 | #DIV/0! | | |
| | Provide assistance to communities for 26 community development projects to sustain and improve living environments of low- to moderate-income residents through the Community Focus Fund. | Source of Funds #1 | Performance Indicator #3 | 2005 | | | #DIV/0! | | |
| | | | | 2006 | | | #DIV/0! | | |
| | | Source of Funds #2 | | 2007 | | | #DIV/0! | | |
| | | | | 2008 | | | #DIV/0! | | |
| | | Source of Funds #3 | | 2009 | | | #DIV/0! | | |
| | | MULTI-YEAR GOAL | | | | | 0 | #DIV/0! | |



Summary of Specific Annual Objectives

| Specific Obj. # | Outcome/Objective Specific Annual Objectives | Sources of Funds | Performance Indicators | Year | Expected Number | Actual Number | Percent Completed | | |
|---|---|--|--|--------------------------|-----------------|---------------|-------------------|---------|--|
| SL-3 Sustainability of Suitable Living Environment | | | | | | | | | |
| SL-3 (3) | Provide planning grants to communities to help improve the living environments of low- to moderate-income populations. | Source of Funds #1: \$1.4 million CDBG | Performance Indicator #1: 33 planning grants and feasibility studies | 2005 | | | #DIV/0! | | |
| | | | | 2006 | | | #DIV/0! | | |
| | | Source of Funds #2 | | 2007 | 33 | 40 | 121% | | |
| | | | | 2008 | | | #DIV/0! | | |
| | | Source of Funds #3 | | 2009 | | | #DIV/0! | | |
| | | MULTI-YEAR GOAL | | | | | 40 | #DIV/0! | |
| | | Source of Funds #1 | | Performance Indicator #2 | 2005 | | | #DIV/0! | |
| | | | | | 2006 | | | #DIV/0! | |
| | | Source of Funds #2 | | | 2007 | | | #DIV/0! | |
| | | 2008 | | | | #DIV/0! | | | |
| | Source of Funds #3 | 2009 | | | | #DIV/0! | | | |
| | MULTI-YEAR GOAL | | | | | 0 | #DIV/0! | | |
| | Provide planning grants to 33 communities to help improve the living environments of low- to moderate-income populations. | Source of Funds #1 | Performance Indicator #3 | 2005 | | | #DIV/0! | | |
| | | | | 2006 | | | #DIV/0! | | |
| | | Source of Funds #2 | | 2007 | | | #DIV/0! | | |
| | | 2008 | | | | #DIV/0! | | | |
| Source of Funds #3 | | 2009 | | | | #DIV/0! | | | |
| MULTI-YEAR GOAL | | | | | | 0 | #DIV/0! | | |



Summary of Specific Annual Objectives

| Specific Obj. # | Outcome/Objective Specific Annual Objectives | Sources of Funds | Performance Indicators | Year | Expected Number | Actual Number | Percent Completed | | |
|--|--|--|--|---|-----------------|---------------|-------------------|---------|--|
| EO-1 Availability/Accessibility of Economic Opportunity | | | | | | | | | |
| EO-1 (1) | Provide funding for needed downtown revitalization, job creation and microenterprise activities. | Source of Funds #1: \$1.7 million CDBG | Performance Indicator #1: Provide funding for job creation and training activities. | 2005 | | | #DIV/0! | | |
| | | | | 2006 | | | #DIV/0! | | |
| | | Source of Funds #2 | | 2007 | 3 | 2 | 67% | | |
| | | | | 2008 | | | #DIV/0! | | |
| | | Source of Funds #3 | | 2009 | | | #DIV/0! | | |
| | | MULTI-YEAR GOAL | | | | | 2 | #DIV/0! | |
| | | Source of Funds #1 | | Performance Indicator #2: Fund 2 to 3 downtown revitalization projects. | 2005 | | | #DIV/0! | |
| | | | | | 2006 | | | #DIV/0! | |
| | | Source of Funds #2 | | | 2007 | 2 to 3 | 0 | #REF! | |
| | | 2008 | | | | #DIV/0! | | | |
| | Source of Funds #3 | 2009 | | | | #DIV/0! | | | |
| | MULTI-YEAR GOAL | | | | | 0 | #DIV/0! | | |
| | Create jobs for low- to moderate-income populations, fund training and micro-enterprise lending and support downtown revitalization efforts through the Community Economic Development Fund and the Micro-enterprise Assistance Program. | Source of Funds #1: \$500,000 CDBG | Performance Indicator #3: Provide funding for micro-enterprise training and lending. | 2005 | | | #DIV/0! | | |
| | | | | 2006 | | | #DIV/0! | | |
| | | Source of Funds #2 | | 2007 | 7 | 5 | 71% | | |
| | | 2008 | | | | #DIV/0! | | | |
| Source of Funds #3 | | 2009 | | | | #DIV/0! | | | |
| MULTI-YEAR GOAL | | | | | 5 | #DIV/0! | | | |