


# Indiana Department of Correction

## Division of Data Science and Analytics



## Offender Population Statistical Report

- MARCH 2022 -

Rob Carter, Commissioner

**Indiana Department of Correction  
Indiana Government Center South, Room E334  
302 W. Washington Street  
Indianapolis, IN 46204**

**Prepared by:  
Scott Haskett, Data Analyst  
[CHaskett2@idoc.in.gov](mailto:CHaskett2@idoc.in.gov)**

**This report and previous reports may be found at:**

**<http://www.in.gov/idoc/2376.htm>**



## Definitions

For this report, the following definitions apply:

**Admission** – The means by which an offender enters the custody or jurisdiction of the Indiana Department of Correction. For this report, except for the return of an escapee, this does not include a return from a temporary absence.

**Average Daily Population** – The sum of the daily beginning counts for a month, divided by that month's number of daily beginning counts.

**Beginning Count** – The number of offenders physically present at the beginning of the day (ie, 0000:01 hours).

**Class A Felony** – An offense whereby a person convicted of this felony shall be imprisoned for a fixed term of thirty years, with not more than twenty years added for aggravating circumstances, or not more than ten years subtracted for mitigating circumstances.

**Class B Felony** – An offense whereby a person convicted of this felony shall be imprisoned for a fixed term of ten years, with not more than ten years added for aggravating circumstances, or not more than four years subtracted for mitigating circumstances.

**Class C Felony** – An offense whereby a person convicted of this felony shall be imprisoned for a fixed term of four years, with not more than four years added for aggravating circumstances, or not more than two years subtracted for mitigating circumstances.

**Class D Felony** – An offense whereby a person convicted of this felony shall be imprisoned for a fixed term of one and one-half years, with not more than one and one-half years added for aggravating circumstances, or not more than one year subtracted for mitigating circumstances.

**Class 1 Felony** – An offense whereby a person convicted of this felony shall be imprisoned with a sentence range of 20-40 years, with not more than twenty years added as a habitual offender enhancement.

**Class 2 Felony** – An offense whereby a person convicted of this felony shall be imprisoned with a sentence range of 10-30 years, with not more than twenty years added as a habitual offender enhancement.

**Class 3 Felony** – An offense whereby a person convicted of this felony shall be imprisoned with a sentence range of 3-16 years, with not more than twenty years added as a habitual offender enhancement.

**Class 4 Felony** – An offense whereby a person convicted of this felony shall be imprisoned with a sentence range of 2-12 years, with not more than twenty years added as a habitual offender enhancement.

**Class 5 Felony** – An offense whereby a person convicted of this felony shall be imprisoned with a sentence range of 1-6 years, with not more than six years added as a habitual offender enhancement.

**Class 6 Felony** – An offense whereby a person convicted of this felony shall be imprisoned with a sentence range of 0.5-2.5 years, with not more than six years added as a habitual offender enhancement.

**Contracted Beds** - Those offenders who have been committed to the Indiana Department of Correction but are housed in a local work release facility under contract of a 3rd party provider.

**County Jail "Back-ups" (Jail Bed Count)** – Those offenders who have been committed to the Indiana Department of Correction but are housed in a county jail until they can be transferred to a Department of Correction intake facility. The county receives \$35.00 per day, per offender, to house these offenders.

**Ending Count** – The number of offenders physically present at the end of the day (i.e., 2400:00 hours).

**Felon** – A person convicted in any jurisdiction who might have been imprisoned for more than one year.

**Murder** - An offense whereby a person convicted of this felony shall be imprisoned for a fixed term of fifty-five years, with not more than ten years added for aggravating circumstances, or not more than ten years subtracted for mitigating circumstances.

## Definitions Continued

**Operational Capacity** – The total bed capacity of the facility. The capacity of a facility is the number of beds authorized for safe and efficient operation of the facility.

**Pre-Dispositional** – An individual ordered by the Court to the Indiana Department of Correction for evaluation prior to sentencing.

**Release** – The means by which an offender leaves the custody or jurisdiction of the Indiana Department of Correction. For this report, except for an escape, this does not include a temporary absence.

**Safekeeper** – An individual whom the Court has determined to be in imminent danger of serious bodily injury or death, or who represents a substantial threat to the safety of others, and whom the Court has ordered to the Indiana Department of Correction for custody and security control.

**Maximum Level Facilities** – Maximum security facilities have very restrictive security measures and housing is celled space.

**Medium Level Facilities** – Medium security facilities have moderate degree of security measures and housing consists of dormitories and celled space.

**Minimum Level Facilities** – Minimum Security Facilities have the least restrictive security measures and housing is dormitory style. Also included as minimum security are work release program offenders who leave the facility for outside employment but return nightly.

**Intake Facilities** – Intake facilities are designated to receive newly committed adult offenders. During the intake process each offender is evaluated through interviews, reports and diagnostic tests. This evaluation forms the basis of the offenders' facility and program assignment.

**Secure Housing Units** – Denotes maximum control with the most restrictive security measures in place.

**Vacancy** – The number of beds available for assignment.

**Juvenile Diagnostic/Walkthrough** – A Juvenile court can order a youth to the Department of Correction to be temporarily committed for not more than 14 days (excluding Saturdays, Sundays, and Legal holidays) for the purpose of an evaluation. The youth must be adjudicated delinquent, and the order must be prior to disposition. The department will send a report to the court of the written findings.

## **Indiana Department of Correction Population Summary**

- There were 21,497 adult male offenders (including 755 county jail “back-ups” and 57 in contracted beds) on April 01, 2022. This population is 9% below operational bed capacity for general population.
- There were 2,168 adult female offenders (including 39 county jail “back-ups” and 36 in contracted beds) on April 01, 2022. This population is 21% below the operational bed capacity.
- There were 273 juvenile male offenders in the Department’s facilities on April 01, 2022. This population is 50% below the operational bed capacity.
- There were 38 juvenile female offenders in the Department’s facilities on April 01, 2022. This population is 38% below the operational bed capacity.
- There were 5,487 adult males on parole in Indiana (4,977 Indiana parolees and 510 other jurisdiction parolees) on April 01, 2022.
- There were 551 adult females on parole in Indiana (488 Indiana parolees and 63 other jurisdiction parolees) on April 01, 2022.
- There were 754 adults admitted to IDOC (636 males and 118 females) and 788 adults released from IDOC (691 males and 97 females) in March 2022.
- There were 38 juveniles admitted to IDOC (35 males and 3 females) and 24 juveniles released from IDOC (19 males and 5 females) in March 2022.

**Indiana Department of Correction  
Human Resource Report**

**March 31, 2022**

**ADULT FACILITIES**

Facility	Total Staff*	Custody Staff	Non-Custody	Vacancies	Hires - Rehires	Retired - Terminated	Inter-Agency		Contract/Vendor		
							In	Out	Aramark	Health	Education
Branchville Correctional Facility	238	165	73	36	4	5	1	0	5	30	3
Chain O'Lakes Correctional Facility	30	23	7	3	1	0	0	0	5	3	0
Correctional Industrial Facility	239	171	68	128	6	10	0	0	11	26	2
Edinburgh Correctional Facility	69	53	16	5	0	2	0	0	6	7	1
Indiana State Prison/Lakeside	380	290	90	190	8	24	0	0	14	35	1
Indiana Women's Prison	169	121	48	24	6	2	0	0	8	33	3
Madison Correctional Facility	181	127	54	34	8	7	0	0	8	25	2
Miami Correctional Facility	343	238	105	242	10	18	2	1	19	46	6
New Castle Correctional Facility**	256	181	75	195	0	0	0	0	24	72	5
Pendleton Correctional Facility	365	238	127	157	16	10	2	0	16	46	2
Plainfield Correctional Facility	314	232	82	80	13	11	0	0	26	41	3
Putnamville Correctional Facility	359	250	109	164	11	11	2	1	18	45	5
Reception-Diagnostic Center	198	151	47	49	2	5	0	0	0	33	0
Rockville Correctional Facility	218	156	62	48	5	4	1	1	13	37	2
South Bend Comm. Re-Entry Center	36	24	12	6	1	1	0	0	5	2	0
Heritage Trail DOC Staff	21	0	21	4	0	0	0	0	0	8	2
Heritage Trail GEO Staff**	52	26	26	30	0	0	0	0	0	8	0
Wabash Valley Correctional Facility	548	429	119	98	8	9	0	0	17	56	3
Westville Correctional Facility	595	452	143	175	22	21	0	0	20	61	5
<b>Total</b>	<b>4,611</b>	<b>3,327</b>	<b>1,284</b>	<b>1,668</b>	<b>121</b>	<b>140</b>	<b>8</b>	<b>3</b>	<b>215</b>	<b>614</b>	<b>45</b>

**JUVENILE FACILITIES**

Facility	Total Staff*	Custody Staff	Non-Custody	Vacancies	Hires - Rehires	Retired - Terminated	Inter-Agency		Contract/Vendor		
							In	Out	Aramark	Health	Education
Camp Summit	49	36	13	15	2	4	0	0	4	6	4
Logansport Intake/North Central	148	97	51	39	2	6	0	0	8	14	12
Pendleton Juvenile Correctional	210	142	68	82	4	9	0	0	10	16	22
<b>Total</b>	<b>407</b>	<b>275</b>	<b>132</b>	<b>136</b>	<b>8</b>	<b>19</b>	<b>0</b>	<b>0</b>	<b>22</b>	<b>36</b>	<b>38</b>

**ADMINISTRATIVE**

Central Office***	<b>Total</b>	<b>562</b>	<b>185</b>	<b>377</b>	<b>86</b>	<b>1</b>	<b>7</b>	<b>2</b>	<b>2</b>	<b>0</b>	<b>43</b>	<b>2</b>
-------------------	--------------	------------	------------	------------	-----------	----------	----------	----------	----------	----------	-----------	----------

**TOTALS**

<b>STATE EMPLOYEE TOTAL</b>	<b>5,272</b>	<b>3,580</b>	<b>1,692</b>	<b>1,665</b>	<b>130</b>	<b>166</b>	<b>10</b>	<b>5</b>	<b>0</b>	<b>0</b>	<b>0</b>
<b>CONTRACT EMPLOYEE TOTAL</b>	<b>1,323</b>	<b>207</b>	<b>1,116</b>	<b>225</b>	<b>0</b>	<b>0</b>	<b>0</b>	<b>0</b>	<b>237</b>	<b>693</b>	<b>85</b>
<b>GRAND TOTAL</b>	<b>6,595</b>	<b>3,787</b>	<b>2,808</b>	<b>1,890</b>	<b>130</b>	<b>166</b>	<b>10</b>	<b>5</b>	<b>237</b>	<b>693</b>	<b>85</b>

\* Total Active Staff does not include those on disability, suspension, or leave with pay.

\*\* New Castle Correctional Facility and Heritage Trail are privately contracted institutions. Their hire/rehire and termination/reitre data is not provided to DOC.

\*\*\* Includes Technology Services Division, PEN Products, Staff Development and Training, and the Parole Division (counted as Custody Staff)

Note: Total staff, custody staff, non-custody staff, and vacancy data are as of the end of the month.

Hires and re-hires, retirements and terminations, intra-agency transfer in and transfer out are the total number of actions for the month.

Source: DOC Human Resource



# Offender Statistics



**Indiana Department of Correction**  
**Table 1**  
**Offender Population & Vacancy Numbers, by Facility Security Level**  
**April 1, 2022**

<b>Minimum Security - Adult MALE</b>
--------------------------------------

	<b>March Ending Count</b>	<b>General Population Vacancies</b>	<b>Programs &amp; Treatment Vacancies</b>	<b>Restricted Housing &amp; Infirmery Vacancies</b>	<b>Down Beds</b>	<b>Held Beds</b>
Chain O'Lakes	85	17	0	0	0	0
Edinburgh	251	91	0	0	0	2
Miami - MCA	100	104	0	0	0	0
New Castle - NCA	128	76	0	0	0	0
Pendleton - IRO	0	0	0	0	220	0
Westville - WCA	351	11	15	0	2	0
Wabash Valley - WVA	117	80	0	0	0	1
<b>Total</b>	<b>1,032</b>	<b>379</b>	<b>15</b>	<b>0</b>	<b>222</b>	<b>3</b>

<b>Re-Entry &amp; Work Release - Adult MALE</b>
---

Bartholomew Co. Re-Entry	1	19	0	0	0	0
Chain O'Lakes Re-Entry	32	5	0	0	0	1
Lake Co. Re-Entry/M	1	9	0	0	0	0
South Bend Re-Entry	151	50	0	0	0	0
VOA/Hope Hall Re-Entry	20	20	0	0	0	0
Starke Co. PI - TC	35	0	13	0	0	0
<b>Total</b>	<b>240</b>	<b>103</b>	<b>13</b>	<b>0</b>	<b>0</b>	<b>1</b>

<b>Medium Security - Adult MALE</b>
-------------------------------------

	<b>March Ending Count</b>	<b>General Population Vacancies</b>	<b>Programs &amp; Treatment Vacancies</b>	<b>Restricted Housing &amp; Infirmery Vacancies</b>	<b>Down Beds</b>	<b>Held Beds</b>
Branchville	1,082	246	195	10	0	0
Correctional Industrial	1,215	59	18	2	196	5
Indiana State Prison ISO	188	196	0	0	1	0
Plainfield	1,335	165	20	54	59	0
Putnamville	1,869	186	111	27	325	1
Heritage Trail	908	4	0	0	48	4
Westville	2,393	278	74	59	90	19
New Castle	2,313	47	22	24	4	21
<b>Total</b>	<b>11,303</b>	<b>1,181</b>	<b>440</b>	<b>176</b>	<b>723</b>	<b>50</b>



Table 1 (Cont.)

<b>Maximum Security - Adult MALE</b>						
--------------------------------------	--	--	--	--	--	--

	March Ending Count	General Population Vacancies	Programs & Treatment Vacancies	Restricted Housing & Infirmery Vacancies	Down Beds	Held Beds
Miami	1,600	217	27	2	1,134	4
Indiana State Prison	1,947	51	26	12	30	11
Pendleton	1,284	26	9	69	76	10
Pendleton Treatment Unit	160	0	94	0	6	0
ISR Secure Housing Unit	52	0	0	13	2	2
New Castle Annex	359	65	0	51	9	2
New Castle Mental Health	111	0	12	0	3	2
WCU Secure Housing Unit	129	0	0	7	2	0
Wabash Valley	1,682	29	37	38	3	13
WVS Secure Housing Unit	189	0	0	10	16	1
Reception Diag. Center	654	14	0	0	27	0
<b>Total</b>	<b>8,167</b>	<b>402</b>	<b>205</b>	<b>202</b>	<b>1,308</b>	<b>45</b>

<b>Minumum Security &amp; Re-Entry - Adult FEMALE</b>						
---	--	--	--	--	--	--

	March Ending Count	General Population Vacancies	Programs & Treatment Vacancies	Restricted Housing & Infirmery Vacancies	Down Beds	Held Beds
Madison	472	376	0	0	0	0
Jefferson Co. Re-Entry	74	8	0	0	0	0
Crane House	36	9	0	0	0	0
<b>Total</b>	<b>582</b>	<b>393</b>	<b>0</b>	<b>0</b>	<b>0</b>	<b>0</b>

<b>Medium Security - Adult FEMALE</b>						
---------------------------------------	--	--	--	--	--	--

Rockville	903	63	99	12	129	0
<b>Total</b>	<b>903</b>	<b>63</b>	<b>99</b>	<b>12</b>	<b>129</b>	<b>0</b>

<b>Maximum Security - Adult FEMALE</b>						
--	--	--	--	--	--	--

Women's Prison	498	131	79	13	0	6
Rockville Intake	146	66	0	0	0	0
<b>Total</b>	<b>644</b>	<b>197</b>	<b>79</b>	<b>13</b>	<b>0</b>	<b>6</b>

<b>JAIL BED COUNT</b>						
-----------------------	--	--	--	--	--	--

Adult Male	755	N/A	N/A	N/A	N/A	N/A
Adult Female	<u>39</u>	<u>N/A</u>	<u>N/A</u>	<u>N/A</u>	<u>N/A</u>	<u>N/A</u>
<b>Total</b>	<b>794</b>					

Table 1 (Cont.)

<b>JUVENILE OFFENDERS</b>
---------------------------

**Juvenile Male**

	<b>March Ending Count</b>	<b>General Population Vacancies</b>	<b>Programs &amp; Treatment Vacancies</b>	<b>Restricted Housing &amp; Infirmery Vacancies</b>	<b>Down Beds</b>	<b>Held Beds</b>
North Central Juvenile Correctional Facility	125	49	0	0	0	0
Pendleton Juvenile Correctional Facility	148	222	0	12	0	9
<b>Total</b>	<b>273</b>	<b>271</b>	<b>0</b>	<b>12</b>	<b>0</b>	<b>9</b>

**Juvenile Female**

LaPorte Juvenile Correctional Facility	38	23	0	1	0	0
--	----	----	---	---	---	---

<b>TOTALS</b>
---------------

	<b>March Ending Count</b>	<b>General Population Vacancies</b>	<b>Programs &amp; Treatment Vacancies</b>	<b>Restricted Housing &amp; Infirmery Vacancies</b>	<b>Down Beds</b>	<b>Held Beds</b>
GRAND TOTAL FOR ALL ADULT MALES (Includes Jail Bed Count and Contracted Beds)	21,497	2,065	673	378	2,253	99
TOTAL FOR ADULT MALES IDOC FACILITIES ONLY	20,685	2,017	660	378	2,253	99
GRAND TOTAL FOR ALL ADULT FEMALES (Includes Jail Bed Count and Contracted Beds)	2,168	653	178	25	129	6
TOTAL FOR ADULT FEMALES IDOC FACILITIES ONLY	2,093	636	178	25	129	6
TOTAL FOR JUVENILE MALES	273	271	0	12	0	9
TOTAL FOR JUVENILE FEMALES	38	23	0	1	0	0
<b>GRAND TOTAL FOR THE DEPARTMENT (Includes Jail Bed Count and Contracted Beds)</b>	<b>23,976</b>	<b>3,012</b>	<b>851</b>	<b>416</b>	<b>2,382</b>	<b>114</b>
<b>GRAND TOTAL FOR THE DEPARTMENT (Excludes Jail Bed Count and Contracted Beds)</b>	<b>23,089</b>	<b>2,947</b>	<b>838</b>	<b>416</b>	<b>2,382</b>	<b>114</b>

Sources: Planning Division Facility Body Count Report  
 Planning Division Juvenile Daily Count Report  
 OIS - Jail Bed Count  
 Operational Support Services - Vacancy Report

**Indiana Department of Correction**  
**Table 2**  
**Operational Capacity Compared to Population, by Facility**  
**April 1, 2022**

<b>Minimum Security - Adult MALE</b>					
	<b>February Operational Capacity</b>	<b>March Operational Capacity</b>	<b>March Adjusted Operational Capacity*</b>	<b>March Ending Count</b>	<b>Percent +/- Capacity</b>
Chain O'Lakes	102	102	102	85	-17%
Edinburgh	344	344	342	251	-27%
Miami - MCA	204	204	204	100	-51%
New Castle - NCA	204	204	204	128	-37%
Pendleton - IRO	220	220	220	0	-100%
Westville - WCA	379	379	362	351	-3%
Wabash Valley - WVA	<u>198</u>	<u>198</u>	<u>197</u>	117	<u>-41%</u>
<b>Total</b>	<b>1,651</b>	<b>1,651</b>	<b>1,631</b>	<b>1,032</b>	<b>-37%</b>

<b>Re-Entry &amp; Work Release - Adult MALE</b>					
Bartholomew Co. Re-Entry	20	20	40	1	-98%
Chain O'Lakes Re-Entry	38	38	37	32	-14%
Lake Co. Re-Entry/M	10	10	10	1	-90%
South Bend Re-Entry	201	201	201	151	-25%
VOA/Hope Hall Re-Entry	40	40	40	20	-50%
Starke Co. PI - TC	<u>48</u>	<u>48</u>	35	35	0%
<b>Total</b>	<b>357</b>	<b>357</b>	<b>363</b>	<b>240</b>	<b>-34%</b>

<b>Medium Security - Adult MALE</b>					
Branchville	1,533	1,533	1,328	1,082	-19%
Correctional Industrial	1,495	1,495	1,274	1,215	-5%
Indiana State Prison ISO	385	385	384	188	-51%
Plainfield	1,633	1,633	1,500	1,335	-11%
Putnamville	2,519	2,519	2,055	1,869	-9%
Heritage Trail	916	964	912	908	0%
Westville	2,913	2,913	2,671	2,393	-10%
New Castle	2,431	2,431	2,360	2,313	-2%
<b>Total</b>	<b>13,825</b>	<b>13,873</b>	<b>12,484</b>	<b>11,303</b>	<b>-9%</b>

Table 2 (Cont.)

<b>Maximum Security - Adult MALE</b>					
	<b>February Operational Capacity</b>	<b>March Operational Capacity</b>	<b>March Adjusted Operational Capacity*</b>	<b>March Ending Count</b>	<b>Percent +/- Capacity</b>
Miami	2,984	2,984	1,781	1,600	-10%
Indiana State Prison	2,077	2,077	1,985	1,947	-2%
Pendleton	1,474	1,474	1,310	1,284	-2%
Pendleton Treatment Unit	260	260	160	160	0%
ISR Secure Housing Unit	69	69	52	52	0%
New Castle Annex	486	486	424	359	-15%
New Castle Mental Health	128	128	111	111	0%
WCU Secure Housing Unit	138	138	129	129	0%
Wabash Valley	1,802	1,802	1,711	1,682	-2%
WVS Secure Housing Unit	216	216	189	189	0%
Reception Diag. Center	<u>695</u>	<u>695</u>	<u>654</u>	654	<u>0%</u>
<b>Total</b>	<b>10,329</b>	<b>10,329</b>	<b>8,506</b>	<b>8,167</b>	<b>-4%</b>

<b>Minumum Security &amp; Re-Entry - Adult FEMALE</b>					
Madison	848	848	848	472	-44%
Jefferson Co. Re-Entry	82	82	82	74	-10%
Crane House	45	45	45	36	-20%
<b>Total</b>	<b>975</b>	<b>975</b>	<b>975</b>	<b>582</b>	<b>-40%</b>

<b>Medium Security - Adult FEMALE</b>					
Rockville	<u>1,206</u>	<u>1,206</u>	<u>966</u>	<u>903</u>	-7%
<b>Total</b>	<b>1,206</b>	<b>1,206</b>	<b>966</b>	<b>903</b>	<b>-7%</b>

<b>Maximum Security - Adult FEMALE</b>					
Women's Prison	727	727	592	498	-16%
Rockville Intake	<u>212</u>	<u>212</u>	<u>146</u>	146	<u>0%</u>
<b>Total</b>	<b>939</b>	<b>939</b>	<b>738</b>	<b>644</b>	<b>-13%</b>

<b>JAIL BED COUNT**</b>					
Adult Male	805	755	755	755	0%
Adult Female	70	<u>39</u>	<u>39</u>	<u>39</u>	<u>0%</u>
<b>Total</b>	<b>875</b>	<b>794</b>	<b>794</b>	<b>794</b>	<b>0%</b>

<b>JUVENILE OFFENDERS</b>					
	<b>Juvenile Male</b>				
North Central Juvenile Correctional Facility	174	174	174	125	-28%
Pendleton Juvenile Correctional Facility	<u>391</u>	<u>391</u>	<u>370</u>	<u>148</u>	<u>-60%</u>
<b>Total</b>	<b>565</b>	<b>565</b>	<b>544</b>	<b>273</b>	<b>-50%</b>

Table 2 (Cont.)

**Juvenile Female**

	<b>February Operational Capacity</b>	<b>March Operational Capacity</b>	<b>March Adjusted Operational Capacity*</b>	<b>March Ending Count</b>	<b>Percent +/- Capacity</b>
LaPorte Juvenile Correctional Facility	62	62	61	38	-38%

<b>TOTALS</b>					
	<b>February Operational Capacity</b>	<b>March Operational Capacity</b>	<b>March Adjusted Operational Capacity*</b>	<b>March Ending Count</b>	<b>Percent +/- Capacity</b>
GRAND TOTAL FOR ALL ADULT MALES (Includes Jail Bed Count and Contracted Beds)	26,967	26,965	23,739	21,497	-9%
TOTAL FOR ADULT MALES IDOC FACILITIES ONLY	26,044	26,092	22,859	20,685	-10%
GRAND TOTAL FOR ALL ADULT FEMALES (Includes Jail Bed Count and Contracted Beds)	3,190	3,159	2,718	2,168	-20%
TOTAL FOR ADULT FEMALES IDOC FACILITIES ONLY	3,075	3,075	2,634	2,093	-21%
TOTAL FOR JUVENILE MALES	565	565	544	273	-50%
TOTAL FOR JUVENILE FEMALES	62	62	61	38	-38%
<b>GRAND TOTAL FOR THE DEPARTMENT (Includes Jail Bed Count** and Contracted Beds)</b>	<b>30,784</b>	<b>30,751</b>	<b>27,062</b>	<b>23,976</b>	<b>-11%</b>
<b>GRAND TOTAL FOR THE DEPARTMENT (Excludes Jail Bed Count and Contracted Beds)</b>	<b>29,746</b>	<b>29,794</b>	<b>26,098</b>	<b>23,089</b>	<b>-12%</b>

\*Adjusted Operational Capacity includes Intake Beds and excludes Down, Held, and Segregation/Infirmary, and Program/Treatment Hold Beds.

\*\*Jail Bed Counts - IDOC offender Jail Bed holding is demand-based, therefore Jail Bed Percent Capacity is always 0%. Jail Bed Operational Capacity is determined by each county's availability and fluctuates from month to month.

Sources: Planning Division Facility Body Count Report  
 Planning Division Juvenile Daily Count Report  
 OIS - Jail Bed Count  
 Operational Support Services - Vacancy Report

**Indiana Department of Correction**  
**Table 3**  
**Facility Population on the First Day of Each Month**  
**(Excludes County Jail "Back-ups" & Contracted Beds)**

	<b>Adult</b>	<b>Adult</b>	<b>Juvenile</b>	<b>Juvenile</b>	
<b><u>2021</u></b>	<b><u>Male</u></b>	<b><u>Female</u></b>	<b><u>Male</u></b>	<b><u>Female</u></b>	<b><u>Total</u></b>
January	21,465	2,161	223	36	23,885
February	21,448	2,197	207	37	23,889
March	21,442	2,176	208	36	23,862
April	21,472	2,179	223	34	23,908
May	21,310	2,127	222	30	23,689
June	21,278	2,123	230	32	23,663
July	21,234	2,120	228	33	23,615
August	21,234	2,094	235	32	23,595
September	21,166	2,105	226	36	23,533
October	21,159	2,079	243	38	23,519
November	21,096	2,050	234	38	23,418
December	20,886	2,054	239	36	23,215
<b><u>2022</u></b>	<b><u>Male</u></b>	<b><u>Female</u></b>	<b><u>Male</u></b>	<b><u>Female</u></b>	<b><u>Total</u></b>
January	20,752	2,067	241	37	23,097
February	20,530	2,002	248	37	22,817
March	20,537	2,044	251	39	22,871
April	20,685	2,093	273	38	23,089

Source: Research Division Juvenile Daily Count Report

**Indiana Department of Correction**  
**Table 4**  
**Parole Caseload on April 9th, 2022**

<u>Parole District</u>	<b>Indiana Parolees</b>		<b>Other Jurisdiction</b>		<u>Total</u>
	<u>Adult Male</u>	<u>Adult Female</u>	<u>Adult Male</u>	<u>Adult Female</u>	
<i>Interstate Compact (PD0)*</i>	279	16	<b>510</b>	<b>63</b>	<b>868</b>
	<u>District Supervision Breakdown as follows:</u>				
Re-Entry Parole (PD1)	294	35	33	4	<b>366</b>
Fort Wayne (PD2)	642	66	44	4	<b>756</b>
Indianapolis (PD3)	1024	76	86	11	<b>1,197</b>
Evansville (P4A)	449	41	44	6	<b>540</b>
Terre Haute (P4B)	398	38	24	7	<b>467</b>
Bloomington (PD5)	312	37	35	6	<b>390</b>
Gary (PD6)	369	22	87	5	<b>483</b>
New Castle (PD7)	587	87	47	7	<b>728</b>
South Bend (PD8)	622	52	62	5	<b>741</b>
Madison (PD9)	280	34	48	8	<b>370</b>
<b>Total</b>	<b>5,256</b>	<b>504</b>	<b>510</b>	<b>63</b>	<b>6,333</b>

**Total Parole Population on the First Day of Each Month**

<u>Calendar Year 2022</u>	<b>Indiana Parolees</b>		<b>Other Jurisdiction</b>		<u>Total</u>
	<u>Adult Male</u>	<u>Adult Female</u>	<u>Adult Male</u>	<u>Adult Female</u>	
January	<b>5,230</b>	<b>511</b>	<b>520</b>	<b>63</b>	<b>6,324</b>
February	<b>5,244</b>	<b>505</b>	<b>516</b>	<b>64</b>	<b>6,329</b>
March	<b>5,256</b>	<b>504</b>	<b>510</b>	<b>63</b>	<b>6,333</b>

\* Includes Indiana parolees who are serving their parole in another state, as well as offenders from other States being supervised in Indiana (Interstate Compact)

Sources: Juvenile Services  
Parole Division



# Adult Offender Statistics





**Indiana Department of Correction**  
**Table 5**  
**Monthly Admissions and Releases- Adult Offenders**  
(Includes County Jail "Back-ups" & Contracted Beds)  
**March 2022**

<b>Admissions</b>	<b>Male</b>	<b>Female</b>	<b>Total</b>
New Commitments	284	61	345
Parole Violators - New Commits	26	1	27
Parole Violators - Technical	54	8	62
Unsentenced (Safekeepers)	4	0	4
Return from Esc - Sec/NonSec Facility	0	0	0
Return from Escape - Non-Secure Facility	0	0	0
Return from Escape - CTP Absconds	0	0	0
Court Supervision Violators - New Commits	83	10	93
Court Supervision Violators - Technical	179	37	216
Return from CTP - New Commits	1	0	1
Return from CTP - Technical	5	1	6
Unknown (Missing Data)	0	0	0
<b>Total Admissions</b>	<b>636</b>	<b>118</b>	<b>754</b>

<b>Releases</b>	<b>Male</b>	<b>Female</b>	<b>Total</b>
Parole	306	29	335
Probation	235	43	278
Escape Secure Facility	0	0	0
Walk-Away - Non-Secure Facility	0	1	1
Discharged	70	11	81
Unsentenced Discharged	0	0	0
Other (i.e. Death)	7	0	7
Community Transition Program (CTP)	73	13	86
CTP Absconds	0	0	0
Unknown (Missing Data)	0	0	0
<b>Total Releases</b>	<b>691</b>	<b>97</b>	<b>788</b>

*Of the 284 new commitments of male felons, 140 (49.3%) had a prior commitment.*

*Of the 61 new commitments of female felons, 21 (34.4%) had a prior commitment.*

*Effective July 1, 1998, misdemeanants are to be committed to DOC only under special circumstances (IC 11-12-6)*

*Sources: SAS-prsadm8.pgm, SAS - prisrel8.pgm*

**Indiana Department of Correction**  
**Table 6**  
**New Admissions by County of Commitment - Adult Offenders**

March 2022

County	Felony Level												Total	County	Felony Level												Total
	Murder	FA	FB	FC	FD	F1	F2	F3	F4	F5	F6	Other*			Murder	FA	FB	FC	FD	F1	F2	F3	F4	F5	F6	Other*	
Adams	0	0	0	0	0	0	0	0	1	1	0	0	2	Madison	0	1	3	1	0	1	0	5	2	12	11	0	36
Allen	0	0	0	0	0	0	2	5	7	26	13	0	53	Marion	3	0	2	0	0	2	9	21	22	62	2	0	123
Bartholomew	0	0	0	0	0	0	0	1	0	1	1	0	3	Marshall	0	0	0	0	0	0	3	2	3	0	0	0	8
Benton	0	0	0	0	0	0	0	0	1	0	0	0	1	Martin	0	0	0	0	0	0	0	1	0	2	0	0	3
Blackford	0	0	0	0	0	0	0	0	1	2	1	0	4	Miami	0	0	0	0	0	0	0	0	0	0	0	0	0
Boone	0	0	0	0	0	0	0	1	0	0	2	0	3	Monroe	0	0	0	0	0	0	0	1	1	5	0	0	7
Brown	0	0	0	0	0	0	0	0	0	0	1	0	1	Montgomery	0	0	1	0	0	0	0	0	2	1	2	0	6
Carroll	0	0	0	0	0	0	0	0	0	0	0	0	0	Morgan	1	0	0	0	0	0	0	0	3	3	0	0	7
Cass	0	0	0	0	0	0	0	1	0	2	3	0	3	Newton	0	0	0	0	0	0	0	0	0	1	0	0	1
Clark	0	0	0	0	0	0	0	0	0	1	1	0	2	Noble	0	0	0	0	0	0	1	0	0	1	1	0	3
Clay	0	0	0	0	0	0	0	0	2	1	0	0	3	Ohio	0	0	0	0	0	0	1	2	1	0	0	0	4
Clinton	0	0	0	0	0	0	0	0	0	3	2	0	5	Orange	0	0	0	0	0	0	0	1	0	1	0	0	2
Crawford	0	0	0	0	0	0	0	0	0	0	1	0	1	Owen	0	0	0	0	0	0	0	0	1	1	0	0	2
Daviess	0	0	0	0	0	0	0	3	1	0	0	0	4	Parke	0	0	0	0	0	0	0	0	1	1	2	0	4
Dearborn	0	0	0	0	0	0	1	3	3	4	0	0	11	Perry	0	0	0	0	0	0	0	0	0	0	0	0	0
Decatur	0	0	0	0	0	0	0	1	2	8	2	0	13	Pike	0	0	0	0	0	0	0	1	0	0	0	0	1
DeKalb	0	0	0	0	0	0	1	2	0	2	1	0	6	Porter	0	1	0	0	0	0	0	0	0	0	0	0	1
Delaware	1	0	0	0	0	4	3	1	2	2	0	0	13	Posey	0	0	0	0	0	0	0	0	1	2	0	0	3
Dubois	0	0	0	0	0	0	0	1	4	4	2	0	11	Pulaski	0	0	0	0	0	0	0	0	1	1	0	0	2
Elkhart	0	0	1	0	0	0	2	3	5	8	1	0	20	Putnam	0	0	0	0	0	0	0	0	1	2	0	0	3
Fayette	0	0	0	0	0	0	0	2	2	5	0	0	9	Randolph	0	0	0	0	0	0	0	0	1	3	0	0	4
Floyd	0	0	1	0	0	0	0	0	0	1	0	0	2	Ripley	0	0	0	0	1	0	0	0	1	2	4	0	8
Fountain	0	0	0	0	0	0	0	0	0	2	0	0	2	Rush	0	0	0	0	0	0	0	0	0	3	0	0	3
Franklin	0	0	0	0	0	0	0	0	0	2	1	0	3	St. Joseph	0	0	2	1	0	1	0	5	5	9	6	0	29
Fulton	0	0	0	0	0	0	0	0	1	0	0	0	1	Scott	0	0	0	0	0	0	1	0	0	4	0	0	5
Gibson	0	0	0	0	0	1	0	0	1	1	1	0	4	Shelby	0	0	1	0	0	0	1	2	1	2	1	0	8
Grant	0	0	0	0	0	1	0	1	0	2	1	0	5	Spencer	0	0	0	0	0	0	0	1	0	0	0	0	1
Greene	0	0	1	0	0	0	0	1	1	2	1	0	6	Starke	0	0	0	0	0	0	0	0	0	0	0	0	0
Hamilton	0	0	0	0	0	1	0	3	3	4	1	0	12	Steuben	0	0	0	1	0	0	0	0	0	0	0	0	1
Hancock	0	1	0	0	0	0	0	1	2	1	0	0	5	Sullivan	0	0	0	0	0	0	0	0	0	2	0	0	2
Harrison	0	0	0	0	0	0	0	2	1	1	0	0	4	Switzerland	0	0	0	0	0	0	0	0	0	0	0	0	0
Hendricks	0	0	0	0	0	0	1	2	3	1	1	0	8	Tippecanoe	0	0	0	0	0	0	0	1	4	7	1	0	13
Henry	0	0	0	0	0	0	0	0	2	1	1	0	4	Tipton	0	0	0	0	0	0	0	0	0	0	0	0	0
Howard	0	0	0	0	0	0	1	0	3	1	0	0	5	Union	0	0	0	0	0	0	0	0	0	0	0	0	0
Huntington	0	0	1	0	1	0	1	0	1	2	0	1	7	Vanderburgh	0	0	0	0	0	0	4	1	5	12	4	0	26
Jackson	0	0	0	0	0	0	0	1	0	2	0	0	3	Vermillion	0	0	2	0	0	0	0	0	0	0	2	0	4
Jasper	0	0	0	0	0	0	0	1	1	1	0	0	3	Vigo	0	0	0	0	0	0	0	1	1	1	0	0	3
Jay	0	0	0	0	0	0	0	1	0	1	0	0	2	Wabash	0	0	0	0	0	0	0	1	0	5	0	0	6
Jefferson	0	0	0	0	0	0	0	2	3	1	1	0	7	Warren	0	0	0	0	0	0	0	0	0	0	0	0	0
Jennings	0	0	0	0	0	0	0	1	0	2	0	0	3	Warrick	0	0	0	0	0	0	2	0	0	0	1	0	3
Johnson	0	0	0	0	0	0	1	0	2	4	0	0	7	Washington	0	0	0	0	0	0	1	0	2	0	0	0	3
Knox	0	0	0	0	0	0	0	1	1	0	0	0	2	Wayne	0	0	0	0	0	0	2	1	3	2	0	0	8
Kosciusko	0	0	0	0	0	0	0	2	4	0	0	0	6	Wells	0	0	1	0	0	0	0	0	1	2	1	0	5
LaGrange	0	0	0	0	0	0	0	1	1	4	0	0	6	White	0	0	0	0	0	0	0	1	1	0	1	0	3
Lake	0	0	1	0	0	0	0	0	1	0	2	0	4	Whitley	0	0	0	0	0	0	0	0	1	1	0	0	2
LaPorte	0	0	0	0	0	0	1	2	0	4	0	0	7	Unknown	0	0	0	0	0	0	0	0	0	0	0	1	1
Lawrence	0	0	0	0	0	0	1	1	0	0	7	0	9	Totals	5	3	17	3	2	11	40	95	129	260	87	2	654

Data based on Most Serious Offense and includes only New- and Reccommitments.  
Parole violators are not included.  
\*"Other" may include missing, habitual offense, contempt of court, or misdemeanor.  
\*\*\*"Unknown" represents offenders who were sentenced to DOC, but County of Commitment data was unavailable.  
Source: Prsadm7.pgm

**Indiana Department of Correction**

**Table 7**

**Release Type by County of Commitment - Adult Offenders**

**March 2022**

County	Release Type				Total	County	Release Type				Total
	Parole	Probation	Discharged	CTP			Parole	Probation	Discharged	CTP	
Adams	0	2	1	0	3	Madison	9	13	2	3	27
Allen	25	17	6	7	55	Marion	70	53	21	3	147
Bartholomew	3	1	0	2	6	Marshall	3	2	2	2	9
Benton	0	0	0	0	0	Martin	1	0	0	1	2
Blackford	0	1	1	0	2	Miami	0	0	0	0	0
Boone	1	3	2	1	7	Monroe	6	2	1	1	10
Brown	1	1	0	1	3	Montgomery	4	1	1	1	7
Carroll	0	1	1	1	3	Morgan	2	3	0	2	7
Cass	2	1	1	2	6	Newton	0	0	0	0	0
Clark	3	5	0	0	8	Noble	5	3	0	0	8
Clay	3	0	1	0	4	Ohio	2	1	0	0	3
Clinton	4	0	0	1	5	Orange	1	0	1	0	2
Crawford	0	0	0	0	0	Owen	0	1	0	0	1
Daviess	0	0	0	0	0	Parke	1	0	0	0	1
Dearborn	8	9	0	0	17	Perry	0	0	1	0	1
Decatur	4	3	1	1	9	Pike	2	0	0	0	2
DeKalb	2	2	0	2	6	Porter	3	3	1	0	7
Delaware	9	4	0	1	14	Posey	1	0	1	0	2
Dubois	1	1	1	0	3	Pulaski	0	2	0	1	3
Elkhart	10	22	1	1	34	Putnam	3	1	0	1	5
Fayette	2	1	1	0	4	Randolph	0	0	0	0	0
Floyd	2	5	1	0	8	Ripley	4	2	0	0	6
Fountain	0	0	0	0	0	Rush	0	0	1	0	1
Franklin	0	1	0	0	1	St. Joseph	9	7	3	5	24
Fulton	0	2	0	0	2	Scott	2	3	1	0	6
Gibson	0	1	1	1	3	Shelby	6	5	1	0	12
Grant	5	4	1	0	10	Spencer	1	0	0	0	1
Greene	1	4	0	0	5	Starke	0	0	0	0	0
Hamilton	6	3	2	1	12	Steuben	2	0	0	0	2
Hancock	6	4	0	0	10	Sullivan	1	1	0	0	2
Harrison	0	2	0	0	2	Switzerland	1	0	0	0	1
Hendricks	2	1	2	0	5	Tippecanoe	1	13	1	5	20
Henry	2	1	0	1	4	Tipton	0	0	0	0	0
Howard	6	2	0	7	15	Union	0	0	0	0	0
Huntington	3	10	0	0	13	Vanderburgh	22	5	3	5	35
Jackson	1	1	0	3	5	Vermillion	1	0	0	0	1
Jasper	1	1	0	1	3	Vigo	3	4	0	3	10
Jay	0	2	0	0	2	Wabash	3	2	0	3	8
Jefferson	4	5	0	1	10	Warren	0	0	0	1	1
Jennings	7	2	2	0	11	Warrick	1	0	0	0	1
Johnson	10	7	2	1	20	Washington	0	0	0	0	0
Knox	1	1	0	2	4	Wayne	8	2	1	1	12
Kosciusko	2	1	0	0	3	Wells	2	2	1	1	6
LaGrange	1	1	0	0	2	White	1	1	0	0	2
Lake	9	1	3	4	17	Whitley	1	5	1	1	8
LaPorte	3	4	3	0	10	Unknown	2	0	0	0	2
Lawrence	1	1	3	4	9	<b>Totals</b>	<b>335</b>	<b>278</b>	<b>81</b>	<b>86</b>	<b>780</b>

This data excludes Temporary Moves, Safekeepers, Predispositions, Escapes, Deaths, releases from CTP and releases from Out of State Parole.

\*"Unknown" represents offenders who were sentenced to DOC, but County of Commitment data was unavailable.

Source: prisrel7.pgm

**Indiana Department of Correction**  
**Table 8**  
**The Number of Department of Correction Offenders**  
**Held in County Jails\***  
**April 1, 2022**

<u>County</u>	<u>Adult Male</u>	<u>Adult Female</u>	<u>County</u>	<u>Adult Male</u>	<u>Adult Female</u>	<u>County</u>	<u>Adult Male</u>	<u>Adult Female</u>
Adams	2	0	Hendricks	6	0	Pike	5	1
Allen	51	5	Henry**	2	0	Porter	1	0
Bartholomew	9	0	Howard	10	0	Posey	7	0
Benton	1	0	Huntington	9	1	Pulaski**	1	0
Blackford**	3	0	Jackson	6	1	Putnam**	5	0
Boone	1	0	Jasper	6	0	Randolph	3	0
Brown	1	0	Jay	5	2	Ripley	15	1
Carroll	0	0	Jefferson	13	0	Rush	3	0
Cass	15	1	Jennings	7	0	St. Joseph	32	0
Clark	7	1	Johnson	22	0	Scott	6	1
Clay	8	0	Knox**	7	1	Shelby	13	1
Clinton	11	0	Kosciusko	7	0	Spencer**	1	0
Crawford**	2	0	LaGrange	2	2	Starke	2	0
Daviess	2	2	Lake	15	0	Steuben	3	0
Dearborn	29	0	LaPorte	14	1	Sullivan	2	0
Decatur	15	0	Lawrence	4	1	Switzerland	3	0
DeKalb	8	0	Madison	9	1	Tippecanoe	28	0
Delaware	30	2	Marion	50	0	Tipton	0	2
Dubois	6	0	Marshall	10	0	Union	0	0
Elkhart	28	0	Martin	1	1	Vanderburgh	28	0
Fayette	6	2	Miami	4	1	Vermillion	5	0
Floyd	3	0	Monroe	9	1	Vigo	7	0
Fountain	2	0	Montgomery	6	0	Wabash	5	0
Franklin	2	0	Morgan	7	2	Warren	0	0
Fulton	2	0	Newton	1	0	Warrick	4	0
Gibson	9	1	Noble	13	1	Washington	5	0
Grant	8	1	Ohio	0	0	Wayne	10	0
Greene	8	0	Orange**	0	0	Wells**	5	0
Hamilton	18	0	Owen	4	0	White	4	0
Hancock	7	0	Parke	2	2	Whitley	3	0
Harrison**	2	0	Perry	2	0	<b>Total</b>	<b>755</b>	<b>39</b>

\* Data is based on known frequencies reported by the counties; some county data may be missing

\*\* County Jail Substance Abuse Programs

Source: Offender Movement

**Indiana Department of Correction**  
**Table 9**  
**Community Transition Program**  
**Average Daily Populations**

<u>Month</u>	<u>2017</u>	<u>2018</u>	<u>2019</u>	<u>2020</u>	<u>2021</u>	<u>2022</u>
January	465	392	382	338	301	264
February	475	402	379	338	304	275
March	475	411	372	317	300	286
April	481	441	376	278	291	
May	487	443	396	279	270	
June	481	398	379	241	291	
July	445	386	393	256	293	
August	421	395	336	254	275	
September	400	387	330	262	270	
October	385	384	324	259	271	
November	389	366	323	270	261	
December	<u>372</u>	<u>381</u>	<u>339</u>	<u>275</u>	<u>262</u>	
<b>YEARLY AVERAGE</b>	<b>440</b>	<b>399</b>	<b>361</b>	<b>281</b>	<b>282</b>	

Source: CTP Database and OIS Warmbody

**Indiana Department Of Correction**  
**Table 10**  
**Community Transition Program**  
**March 2022 Release Information (Felony Level A-D)**

<b>Total number of offenders eligible to be released =</b>		<b>88</b>
Felony A and B total =	74	
Felony C total =	10	
Felony D total =	1	
Murder =	3	
<b>Total number of offenders transitioned to counties for CTP =</b>		<b>18</b>
By default (lack of response from judge)		
Felony A or B =	0	
Felony C =	1	
Felony D =	0	
By approval by court order from judge		
Felony A or B =	16	
Felony C =	1	
Felony D =	0	
Murder =	0	
<b>Total number of offenders transitioned to counties then returned to DOC due to refusal (court ordered denial upon receipt of offender) =</b>		<b>0</b>
<b>Total number of court ordered denials =</b>		<b>48</b>
Felony A or B =	37	
Felony C =	8	
Felony D =	0	
Murder =	3	
<b>Total number of Felony A or B, or Murder denials by default (no response from judge) =</b>		<b>15</b>
<b>Total number of offenders who became ineligible after eligibility determined but prior to CTP commencement date (reasons include change in Earliest Possible Release Date, change in warrant status, released to probation or to parole, other miscellaneous) =</b>		<b>7</b>
Felony A or B =	6	
Felony C =	0	
Felony D =	1	
Murder =	0	

Source: SAS - CTP2 Adms

**Indiana Department Of Correction**  
**Table 10**  
**Community Transition Program**  
**March 2022 Release Information (Felony Level A-D)**

<b>Total number of offenders eligible to be released =</b>		<b>271</b>
Felony 1 and 2 total =	10	
Felony 3 and 4 total =	107	
Felony 5 and 6 total =	154	
<b>Total number of offenders transitioned to counties for CTP =</b>		<b>72</b>
By default (lack of response from judge)		
Felony 1 and 2 total =	0	
Felony 3 and 4 total =	0	
Felony 5 and 6 total =	20	
By approval by court order from judge		
Felony 1 and 2 total =	3	
Felony 3 and 4 total =	24	
Felony 5 and 6 total =	25	
<b>Total number of offenders transitioned to counties then returned to DOC due to refusal (court ordered denial upon receipt of offender) =</b>		<b>0</b>
<b>Total number of court ordered denials =</b>		<b>149</b>
Felony 1 and 2 total =	5	
Felony 3 and 4 total =	55	
Felony 5 and 6 total =	89	
<b>Total number of Felony 1 or 2 denials by default (no response from judge) =</b>		<b>1</b>
<b>Total number of offenders who became ineligible after eligibility determined but prior to CTP commencement date (reasons include change in Earliest Possible Release Date, change in warrant status, released to probation or to parole, other miscellaneous) =</b>		<b>31</b>
Felony 1 and 2 total =	1	
Felony 3 and 4 total =	10	
Felony 5 and 6 total =	20	

Source: SAS - CTP2 Adms

Indiana Department of Correction  
Table 11  
Total Number of Felony Offenses  
Committed to the Indiana Department of Correction

March 2022

Felony Level	Primary Offense	Secondary Offense	Mar-22		This Calendar Year	
			SEX		SEX	
			F	M	F	M
A Felony	Child Molesting (35-42-4-3)		-	2	-	7
	Dealing Cocaine or Narcotic Drug (35-48-4-1)		-	-	-	2
	Dealing Sched I, II, or III Cntrld Sub (35-48-4-2)		-	-	1	-
	Rape (35-42-4-1)		-	1	-	1
	Robbery (35-42-5-1)		1	-	1	1
	Voluntary Manslaughter (35-42-1-3)		-	-	1	-
<b>A Felony Total</b>			<b>1</b>	<b>3</b>	<b>3</b>	<b>11</b>

Felony Level	Primary Offense	Secondary Offense	Mar-22		This Calendar Year	
			SEX		SEX	
			F	M	F	M
B Felony	Burglary (35-43-2-1)		-	3	-	9
	Dealing Cocaine or Narcotic Drug (35-48-4-1)		-	5	-	10
	Dealing Methamphetamine (35-48-4-1.1)		1	3	1	5
	Dealing Sched I, II, or III Cntrld Sub (35-48-4-2)		-	1	-	3
	Felon in Possession of a Firearm (35-47-4-5)		-	2	-	2
	Incest (35-46-1-3)		-	3	-	3
	Operating Vehicle Intoxicated/Death (9-30-5-5)		-	1	-	2
	Possession Methamphetamine (35-48-4-6.1)		-	1	-	1
	Possession of Cocaine or Narcotic Drug (35-48-4-6)		-	1	-	1
	Robbery (35-42-5-1)		-	1	-	4
	Sexual Misconduct with a Minor (35-42-4-9)		-	1	-	7
	Voluntary Manslaughter (35-42-1-3)		-	-	-	1
<b>B Felony Total</b>			<b>1</b>	<b>22</b>	<b>1</b>	<b>48</b>

Felony Level	Primary Offense	Secondary Offense	Mar-22		This Calendar Year	
			SEX		SEX	
			F	M	F	M
C Felony	Battery (35-42-2-1)		-	1	-	2
	Burglary (35-43-2-1)		-	-	-	1
	Child Molesting (35-42-4-3)		-	-	-	4
	Forgery (35-43-5-2)		-	1	-	2
	Non-Support of Dependent Child (35-46-1-5)		-	1	-	2
	Operating Vehicle w/Lifetime Suspension (9-30-10-17)		-	-	-	1
	Possession of Controlled Substance (35-48-4-7)		-	-	-	1
	Sexual Battery (35-42-4-8)		-	-	-	1
	Sexual Misconduct with a Minor (35-42-4-9)		-	1	-	2
<b>C Felony Total</b>			<b>0</b>	<b>4</b>	<b>0</b>	<b>16</b>

Felony Level	Primary Offense	Secondary Offense	Mar-22		This Calendar Year	
			SEX		SEX	
			F	M	F	M
D Felony	Child Solicitation (35-42-4-6)		-	1	-	1
	Fraud (35-43-5-4)		-	-	-	1
	Possession of Cocaine or Narcotic Drug (35-48-4-6)		-	-	-	1
	Possession of Controlled Substance (35-48-4-7)		-	-	-	1
	Sale of Legend Drug (16-42-19-11)		-	1	-	1
	Theft, Receiving Stolen Property (35-43-4-2)		-	-	-	1
<b>D Felony Total</b>			<b>0</b>	<b>2</b>	<b>0</b>	<b>6</b>



Felony Level	Primary Offense	Secondary Offense	Mar-22		This Calendar Year	
			SEX		SEX	
			F	M	F	M
Level 1 Felony	Atmpted Murder (35-42-1-1(1))		-	-	-	1
	Attempt to Commit a Felony (35-41-5-1)	Murder (35-42-1-1)	-	1	-	3
		Sexual Misconduct with a Minor (35-42-4-9)	-	-	-	1
	Burglary (35-43-2-1)		-	1	-	1
	Child Molesting (35-42-4-3)		-	11	-	31
	Conspiracy (35-41-5-2)	Murder (35-42-1-1)	-	-	-	1
	Criminal Gang Enhancement (35-50-2-15)		-	-	-	1
	Dealing a Substance Resulting in Death		1	1	1	1
	Firearm Enhancement (35-50-2-11)		-	-	-	2
	Habitual Offender (35-50-2-8)		-	-	-	1
	Neglect of a Dependent/Death (35-46-1-4)		-	1	-	1
Rape (35-42-4-1)		-	-	-	1	
<b>Level 1 Felony Total</b>			<b>1</b>	<b>15</b>	<b>1</b>	<b>45</b>

Felony Level	Primary Offense	Secondary Offense	Mar-22		This Calendar Year	
			SEX		SEX	
			F	M	F	M
Level 2 Felony	Aiding, Inducing or Causing an Offense (35-41-2-4)	Dealing Methamphetamine (35-48-4-1.1)	-	-	-	1
	Attempt to Commit a Felony (35-41-5-1)	Voluntary Manslaughter (35-42-1-3)	-	-	-	1
	Battery (35-42-2-1)		-	-	-	1
	Burglary (35-43-2-1)		-	-	-	3
	Dealing Cocaine or Narcotic Drug (35-48-4-1)		-	9	2	16
	Dealing Methamphetamine (35-48-4-1.1)		5	25	16	46
	Dealing Sched I, II, or III Cntrl'd Sub (35-48-4-2)		-	3	-	8
	Child Seduction (35-42-4-7)		-	1	-	1
	Kidnapping (35-42-3-2)		-	1	-	1
	Possession - Destruct Device (35-47.5-5-2)		-	-	-	1
	Robbery (35-42-5-1)		-	1	-	5
	Voluntary Manslaughter (35-42-1-3)		-	2	1	6
	<b>Level 2 Felony Total</b>			<b>5</b>	<b>42</b>	<b>19</b>

Felony Level	Primary Offense	Secondary Offense	Mar-22		This Calendar Year	
			SEX		SEX	
			F	M	F	M
Level 3 Felony	Aggravated Battery (35-42-2-1.5)		3	9	3	23
	Aiding, Inducing or Causing an Offense (35-41-2-4)	Aggravated Battery (35-42-2-1.5)	1	-	1	1
		Dealing Methamphetamine (35-48-4-1.1)	-	1	-	1
	Arson (35-43-1-1)		1	-	1	-
	Attempt to Commit a Felony (35-41-5-1)	Aggravated Battery (35-42-2-1.5)	-	-	-	2
		Child Molesting (35-42-4-3)	-	-	-	1
	Battery (35-42-2-1)		-	2	-	3
	Burglary (35-43-2-1)		-	1	1	3
	Child Molesting (35-42-4-3)		1	4	2	11
	Criminal Confinement (35-42-3-3)		-	2	-	11
	Dealing Cocaine or Narcotic Drug (35-48-4-1)		2	11	2	17
	Dealing Methamphetamine (35-48-4-1.1)		5	7	10	30
	Dealing Sched IV Cntrl Sub (35-48-4-3)		-	1	-	1
	Human Sexual Trafficking (35-42-3.5-1)		-	-	-	1
	Neglect of a Dependent/Death (35-46-1-4)		1	4	1	8
	Possession of Cocaine or Narcotic Drug (35-48-4-6)		-	3	1	7
	Possession of Meth (35-48-4-6.1)		2	8	16	15
	Rape (35-42-4-1)		-	4	-	12
	Resisting Law Enforcement (35-44.1-3-1)		-	1	-	1
	Robbery (35-42-5-1)		4	26	10	59
<b>Level 3 Felony Total</b>			<b>20</b>	<b>84</b>	<b>48</b>	<b>207</b>

Felony Level	Primary Offense	Secondary Offense	Mar-22		This Calendar Year		
			SEX		SEX		
			F	M	F	M	
Level 4 Felony	Arson (35-43-1-1)		-	1	-	6	
	Attempt to Commit a Felony (35-41-5-1)	Burglary (35-43-2-1)	-	1	-	2	
		Conspiracy (35-41-5-2)	-	-	-	1	
	Burglary (35-43-2-1)		8	22	10	62	
	Child Exploitation (35-42-4-4)		1	2	1	4	
	Child Molesting (35-42-4-3)		-	11	1	35	
	Child Solicitation (35-42-4-6)		-	4	-	11	
	Conspiracy (35-41-5-2)	Dealing Methamphetamine (35-48-4-1.1)	-	-	1	-	
	Criminal Confinement (35-42-3-3)		-	1	1	3	
	Dealing Cocaine or Narcotic Drug (35-48-4-1)		2	7	6	17	
	Dealing Methamphetamine (35-48-4-1.1)		8	15	19	34	
	Dealing Sched I, II, or III Cntrl Sub (35-48-4-2)		-	1	1	3	
	Dealing Sched IV Controlled Substance (35-48-4-3)		-	1	1	2	
	Escape 35-44.1-3-4		-	1	-	2	
	Felon in Possession of a Firearm (35-47-4-5)		1	30	4	78	
	Incest (35-46-1-3)		-	3	-	5	
	Kidnapping(35-42-3-2)		-	1	-	1	
	Manufacturing Meth (35-48-4-1.2)		-	-	-	1	
	Operating Vehicle Intoxicated/Death (9-30-5-5)		-	1	2	5	
	Operating a Vehicle While Intoxicated Causing Serious Bodily Injury		-	-	1	1	
	Possession of Cocaine or Narcotic Drug (35-48-4-6)		-	1	-	6	
	Possession of Meth (35-48-4-6.1)		5	16	12	34	
	Promoting Prostitution, under 18 (35-45-4-4)		-	1	-	1	
	Sexual Battery (35-42-4-8)		-	1	-	2	
	Sexual Misconduct with a Minor (35-42-4-9)		-	10	-	18	
	Stalking (35-45-10-5)		-	-	-	1	
	Vicarious Sexual Gratification (35-42-4-5)		-	-	-	2	
	<b>Level 4 Felony Total</b>			<b>25</b>	<b>131</b>	<b>60</b>	<b>337</b>

Felony Level	Primary Offense	Secondary Offense	Mar-22		This Calendar Year	
			SEX		SEX	
			F	M	F	M
Level 5 Felony	Assisting a Criminal (35-44.1-2-5)		-	-	-	1
	Attempt to Commit a Felony (35-41-5-1)	Robbery (35-42-5-1)	1	-	1	-
	Auto Theft, Receiving Stolen Parts (35-43-4-2.5)		1	-	1	1
	Battery (35-42-2-1)		5	34	14	85
	Bribery (35-44.1-1-2)		1	-	1	-
	Burglary (35-43-2-1)		1	20	4	59
	Child Exploitation (35-42-4-4)		-	10	-	19
	Child Pornography (35-42-4-4(C))		-	1	-	2
	Child Seduction (35-42-4-7)		-	-	-	1
	Child Solicitation (35-42-4-6)		-	1	-	5
	Conspiracy (35-41-5-2)	Fraud on Financial Institution (35-43-5-8)	1	-	1	-
		Obstruction of Justice (35-44-3-4)	-	-	-	1
			-	1	-	1
	Conversion (35-43-4-3)		-	1	-	1
	Corrupt Business Influence (35-45-6-2)		1	2	2	7
	Criminal Confinement (35-42-3-3)		-	7	1	16
	Criminal Recklessness (35-42-2-2)		-	-	1	12
	Dealing Cocaine or Narcotic Drug (35-48-4-1)		4	2	7	9
	Dealing Marijuana, Hash Oil, or Hashish (35-48-4-10)		-	5	-	6
	Dealing Methamphetamine (35-48-4-1.1)		16	16	25	49
	Dealing Sched I, II, or III Cntrl'd Sub (35-48-4-2)		-	1	-	2
	Dealing Sched IV Cntrl'd Sub (35-48-4-3)		-	-	1	-
	Dealing in Methamphetamine (35-48-4-1.1)		2	11	10	20
	Dealing/Poss. Look-Alike Subs (35-48-4-4.6)		1	1	1	1
	Disarm/Attempt to Disarm an Officer (35-44.1-3-2)		1	-	2	2
	Domestic Battery (35-42-2-1.3)		1	39	4	72
	Escape (35-44.1-3-4)		2	5	7	15
	Fail to Stop Acc Death (9-26-1-1.1)		-	-	1	-
	Failure to Register as a Sex Offender (11-8-8-17)		-	9	-	27
	Firearm w/in One Mile of School (35-47-2-1)		1	29	4	66
	Fraud on Financial Institution (35-43-5-8)		-	2	2	9
	Incest (35-46-1-3)		-	1	-	1
	Intimidation (35-45-2-1)		1	10	2	27
	Kidnapping (35-42-3-2)		-	2	2	5
	Neglect of a Dependent/Death (35-46-1-4)		2	2	6	7
	Non-Support of Dependent Child (35-46-1-5)		1	3	1	5
	Obliterating Handgun I.D. (35-47-2-18)		-	1	1	1
	Obstruction of Justice (35-44.1-2-2)		1	5	1	5
	Oper Veh Aft Life Susp (9-30-10-17)		3	16	6	27
	Operating Veh while Intoxicated (9-30-5-2)		-	-	-	2
	Operating Vehicle Intoxicated/Death (9-30-5-5)		-	-	-	1
	Operating Vehicle Intoxicated/Injury (9-30-5-4)		-	1	1	9
	Possession - Destruct Device (35-47.5-5-2)		-	1	-	1
	Possession - Machine Gun or Bomb (35-47-5-8)		-	-	-	1
	Possession of Cocaine or Narcotic Drug 35-48-4-6		3	7	7	17
	Possession of Syringes or Needles (16-42-19-18)		-	-	1	-
	Possession/Use of Legend Drug (16-42-19-13)		-	-	1	-
	Prov Gun to Inel Per (35-47-2.5-16)		-	1	-	1
	Reckless Homicide (35-42-1-5)		1	2	4	5
	Resisting Law Enforcement (35-44.1-3-1)		-	1	-	2
	Robbery (35-42-5-1)		1	11	1	23
	Sexual Misconduct with Service Provider (35.44.1-3-10)		-	1	-	1
	Sexual Misconduct with a Minor (35-42-4-9)		-	7	-	9
	Stalking (35-45-10-5)		-	-	-	6
	Strangulation (35-42-2-9)		-	5	-	9
Theft, Receiving Stolen Property (35-43-4-2)		-	5	-	14	
Trafficking with an Inmate (35-44.1-3-5)		-	2	3	5	
Level 5 Felony Total			52	280	127	672

Felony Level	Primary Offense	Secondary Offense	Mar-22		This Calendar Year	
			SEX		SEX	
			F	M	F	M
Level 6 Felony	Abuse of a Corpse (35-45-11-2)		-	-	-	1
	Aiding, Inducing or Causing an Offense (35-41-2-4)	Official Misconduct (35-44.1-1-1)	1	-	1	-
	Arson (35-43-1-1)		-	2	-	3
	Attempt to Commit a Felony (35-41-5-1)	Auto Theft, Receiving Stolen Parts (35-43-4-2.5)	-	-	1	-
		Disseminating Material Harmful to Minors (35-49-3-3)	-	1	-	1
		Residential Entry (35-43-2-1.5)	-	-	-	1
	Auto Theft, Receiving Stolen Parts (35-43-4-2.5)		2	9	6	14
	Battery 35-42-2-1		4	9	6	20
	Child Exploitation (35-42-4-4)		-	1	-	2
	Conspiracy (35-41-5-2)	Dealing Sched III Substance (35-48-4-2(A))	1	-	1	-
	Controlled Substance Registration (35-48-4-14)		1	-	1	-
	Criminal Confinement (35-42-3-3)		-	3	-	5
	Criminal Confinement (35-42-3-3)		1	17	3	46
	Criminal Recklessness (35-42-2-2)		1	3	1	9
	Cruelty to Animals (35-46-3-12)		-	2	1	3
	Dealing Counterfeit Substance (35-48-4-5)		-	1	-	1
	Dealing Marijuana, Hash Oil, or Hashish (35-48-4-10)		-	1	-	5
	Dissemination of Matter Harmful to Minor (35-49-3-3)		-	1	-	3
	Escape 35-44.1-3-4		3	11	10	35
	Fail to Reg Sex Off (11-8-8-17)		-	2	-	3
	Failure to Appear (35-44.1-2-9)		-	1	-	1
	Forgery, Counterfeiting, Application Fraud (35-43-5-2)		2	2	2	5
	Habitual Offender (35-50-2-8)		1	-	1	-
	Identity Deception (35-43-5-3.5)		-	1	3	1
	Insurance Fraud (35-43-5-4.5)		-	3	1	5
	Intimidation (35-45-2-1)		3	12	3	29
	Invasion of Privacy (35-46-1-15.1)		-	2	-	12
	Leaving the Scene of an Accident(9-26-1-1.1)		-	1	-	1
	Maintain Common Nuisance (35-45-2-1(e))		-	1	1	3
	Maintaining Common Nuisance (35-48-4-13)		-	2	1	4
	Neglect of a Dependent/Death (35-46-1-4)		1	1	3	2

Felony Level	Primary Offense	Secondary Offense	Mar-22		This Calendar Year		
			SEX		SEX		
			F	M	F	M	
Level 6 Felony (Cont'd)	Non-Support of Dependent Child (35-46-1-5)		-	1	-	4	
	Obstruction of Justice (35-44.1-2-2)		-	1	1	4	
	Official Misconduct (35-44.1-1-1)		1	1	1	1	
	Oper Vehicle-Intox-Prev Conv (9-30-5-3)		-	5	1	5	
		Habitual Offender Controlled Substance (35-50-2-10)		-	1	-	1
	Operating Vehicle Intoxicated-Contrld Sub (9-30-5-1)		1	-	1	2	
	Operating Vehicle Intoxicated-Endanger (9-30-5-2)		2	3	2	15	
	Operating Vehicle-Habitual Violation (9-30-10-16)		-	4	-	10	
	Pointing a Firearm (35-47-4-3)		-	1	-	5	
	Poss Paraphernalia (35-48-4-8.3)		-	-	1	-	
	Possession Sched IV Contrld Sub w/in 1,000 ft (35-48-4-7)		-	-	-	1	
	Possession of Child Pornography (35-42-4-4(C))		-	-	-	1	
	Possession of Cocaine or Narcotic Drug (35-48-4-6)		6	6	14	22	
	Possession of Meth(35-48-4-6.1)		14	31	33	93	
	Possession of Syringes or Needles (16-42-19-18)		5	11	9	38	
	Possession or Use of Legend Drug (16-42-19-13)		-	-	-	1	
	Residential Entry (35-43-2-1.5)		-	3	4	7	
	Resisting Law Enforc (35-44.1-3-1)		1	19	2	47	
	Sexual Battery (35-42-4-8)		-	1	-	4	
	Sexual Misconduct with a Minor (35-42-4-9)		-	-	-	3	
	Strangulation (35-42-2-9)		-	7	-	12	
	Synthetic ID Deception (35-43-5-3.8)		-	1	-	1	
	Theft, Receiving Stolen Property (35-43-4-2)		5	28	8	56	
	Voyeurism (35-45-4-5)		-	1	-	2	
	Welfare Fraud (35-43-5-7)		-	-	-	1	
	<b>Level 6 Felony Total</b>			<b>56</b>	<b>214</b>	<b>123</b>	<b>551</b>

Felony Level	Primary Offense	Secondary Offense	Mar-22		This Calendar Year	
			SEX		SEX	
			F	M	F	M
Murder	Murder (35-42-1-1)		-	5	2	19
<b>Murder Total</b>			<b>0</b>	<b>5</b>	<b>2</b>	<b>19</b>

Felony Level	Primary Offense	Secondary Offense	Mar-22		This Calendar Year	
			SEX		SEX	
			F	M	F	M
Habitual Offender	Habitual Offender (35-50-2-8)		-	6	-	7
	Habitual Offender Controlled Substance (35-50-2-10)		-	-	-	1
<b>Habitual Offender Total</b>			<b>0</b>	<b>6</b>	<b>0</b>	<b>8</b>

Grand Total	Mar-22		This Calendar Year	
	SEX		SEX	
	F	M	F	M
<b>Grand Total</b>	<b>161</b>	<b>808</b>	<b>384</b>	<b>2010</b>

Note: Offense data may not be available for all offenders at the time this table was prepared.  
Only new commitments and probation violations are reported on this table.  
Parole and Community Transition Program violators are excluded on this table.  
Source: SAS - all.citations\_mso.pgm

Indiana Department of Correction  
 Table 12  
 Number of New Admissions by Most Serious Offense  
 Committed to the Indiana Department of Correction

March 2022

Felony Level	Primary Offense	Secondary Offense	Mar-22		This Calendar Year	
			SEX		SEX	
			F	M	F	M
Level A Felony	Child Molesting (35-42-4-3)		-	1	-	3
	Dealing Cocaine or Narcotic Drug (35-48-4-1)		-	-	-	2
	Dealing Sched I, II, or III Cntrl'd Sub (35-48-4-2)		-	-	1	-
	Rape (35-42-4-1)		-	1	-	1
	Robbery (35-42-5-1)		1	-	1	1
	Voluntary Manslaughter (35-42-1-3)		-	-	1	-
Level A Felony			1	2	3	7

Felony Level	Primary Offense	Secondary Offense	Mar-22		This Calendar Year	
			SEX		SEX	
			F	M	F	M
Level B Felony	Burglary (35-43-2-1)		-	3	-	9
	Dealing Cocaine or Narcotic Drug (35-48-4-1)		-	3	-	7
	Dealing Methamphetamine (35-48-4-1.1)		1	3	1	5
	Dealing Sched I, II, or III Cntrl'd Sub (35-48-4-2)		-	1	-	3
	Felon in Possession of a Firearm (35-47-4-5)		-	2	-	2
	Operating Vehicle Intoxicated/Death (9-30-5-5)		-	1	-	1
	Possession Methamphetamine (35-48-4-6.1)		-	1	-	1
	Possession of Cocaine or Narcotic Drug (35-48-4-6)		-	1	-	1
	Robbery (35-42-5-1)		-	1	-	2
	Sexual Misconduct with a Minor (35-42-4-9)		-	-	-	3
	Voluntary Manslaughter (35-42-1-3)		-	-	-	1
Level B Felony Total			1	16	1	35

Felony Level	Primary Offense	Secondary Offense	Mar-22		This Calendar Year	
			SEX		SEX	
			F	M	F	M
Level C Felony	Battery (35-42-2-1)		-	-	-	1
	Child Molesting (35-42-4-3)		-	-	-	2
	Forgery (35-43-5-2)		-	1	-	2
	Non-Support of Dependent Child (35-46-1-5)		-	1	-	2
	Operating Vehicle w/Lifetime Suspension (9-30-10-17)		-	-	-	1
	Possession of Controlled Substance (35-48-4-7)		-	-	-	1
	Sexual Misconduct with a Minor (35-42-4-9)		-	1	-	1
Level C Felony Total			0	3	0	10

Felony Level	Primary Offense	Secondary Offense	Mar-22		This Calendar Year	
			SEX		SEX	
			F	M	F	M
Level D Felony	Child Solicitation (35-42-4-6)		-	1	-	1
	Sale of Legend Drug (16-42-19-11)		-	1	-	1
	Theft, Receiving Stolen Property (35-43-4-2)		-	-	-	1
Level D Felony Total			0	2	0	3

Felony Level	Primary Offense	Secondary Offense	Mar-22		This Calendar Year	
			SEX		SEX	
			F	M	F	M
Level 1 Felony	Attempt to Commit a Felony (35-41-5-1)	Murder (35-42-1-1)	-	1	-	3
		Sexual Misconduct with a Minor (35-42-4-9)	-	-	-	1
	Child Molesting (35-42-4-3)	-	7	-	21	
	Conspiracy (35-41-5-2)	Murder (35-42-1-1)	-	-	-	1
	Dealing a Substance Resulting in Death		1	1	1	1
	Firearm Enhancement (35-50-2-11)		-	-	-	2
	Neglect of a Dependent/Death (35-46-1-4)		-	1	-	1
	Rape (35-42-4-1)	-	-	-	1	
Level 1 Felony Total			1	10	1	31

Felony Level	Primary Offense	Secondary Offense	Mar-22		This Calendar Year	
			SEX		SEX	
			F	M	F	M
Level 2 Felony	Aiding, Inducing or Causing an Offense (35-41-2-4)	Dealing Methamphetamine (35-48-4-1.1)	-	-	-	1
		Attempt to Commit a Felony (35-41-5-1)	-	-	-	1
	Battery (35-42-2-1)	-	-	-	1	
	Burglary (35-43-2-1)	-	-	-	3	
	Dealing Cocaine or Narcotic Drug (35-48-4-1)	-	6	-	10	
	Dealing Methamphetamine (35-48-4-1.1)	5	23	15	41	
	Dealing Sched I, II, or III Cntrl'd Sub (35-48-4-2)	-	3	-	8	
	Possession - Destruct Device (35-47.5-5-2)	-	-	-	1	
	Robbery (35-42-5-1)	-	1	-	3	
		Voluntary Manslaughter (35-42-1-3)	-	2	1	6
Level 2 Felony Total			5	35	16	75

Felony Level	Primary Offense	Secondary Offense	Mar-22		This Calendar Year	
			SEX		SEX	
			F	M	F	M
Level 3 Felony	Aggravated Battery (35-42-2-1.5)		3	9	3	23
	Aiding, Inducing or Causing an Offense (35-41-2-4)	Aggravated Battery (35-42-2-1.5)	1	-	1	1
		Dealing Methamphetamine (35-48-4-1.1)	-	1	-	1
	Arson (35-43-1-1)		1	-	1	-
	Battery (35-42-2-1)		-	2	-	3
	Burglary (35-43-2-1)		-	1	1	3
	Child Molesting (35-42-4-3)		1	3	2	10
	Criminal Confinement (35-42-3-3)		-	2	-	9
	Dealing Cocaine or Narcotic Drug (35-48-4-1)		2	7	2	13
	Dealing Methamphetamine (35-48-4-1.1)		4	6	9	27
	Dealing Sched IV Cntrl Sub (35-48-4-3)		-	1	-	1
	Human Sexual Trafficking (35-42-3.5-1)		-	-	-	1
	Neglect of a Dependent/Death (35-46-1-4)		1	4	1	8
	Possession of Cocaine or Narcotic Drug (35-48-4-6)		-	3	1	7
	Possession of Meth (35-48-4-6.1)		2	8	14	14
	Rape (35-42-4-1)		-	4	-	10
	Resisting Law Enforcement (35-44.1-3-1)		-	1	-	1
Robbery (35-42-5-1)		4	24	7	48	
Level 3 Felony Total			19	76	42	180

Felony Level	Primary Offense	Secondary Offense	Mar-22		This Calendar Year	
			SEX		SEX	
			F	M	F	M
Level 4 Felony	Arson (35-43-1-1)		-	1	-	6
	Attempt to Commit a Felony (35-41-5-1)	Burglary (35-43-2-1)	-	1	-	2
		Conspiracy (35-41-5-2)	-	-	-	1
	Burglary (35-43-2-1)		8	22	10	60
	Child Exploitation (35-42-4-4)		-	1	-	2
	Child Molesting (35-42-4-3)		-	8	1	17
	Child Solicitation (35-42-4-6)		-	3	-	8
	Conspiracy (35-41-5-2)	Dealing Methamphetamine (35-48-4-1.1)	-	-	1	-
	Criminal Confinement (35-42-3-3)		-	1	1	2
	Dealing Cocaine or Narcotic Drug (35-48-4-1)		2	5	4	9
	Dealing Methamphetamine (35-48-4-1.1)		5	14	14	32
	Dealing Sched I, II, or III Cntrl Sub (35-48-4-2)		-	1	1	3
	Dealing Sched IV Controlled Substance (35-48-4-3)		-	1	1	2
	Escape 35-44.1-3-4		-	1	-	2
	Felon in Possession of a Firearm (35-47-4-5)		1	22	2	62
	Incest (35-46-1-3)		-	2	-	2
	Manufacturing Meth (35-48-4-1.2)		-	-	-	1
	Operating Vehicle Intoxicated/Death (9-30-5-5)		-	1	2	5
	Operating a Vehicle While Intoxicated Causing Serious Bodily Injury		-	-	1	1
	Possession of Cocaine or Narcotic Drug (35-48-4-6)		-	1	-	6
	Possession of Meth (35-48-4-6.1)		5	14	11	30
	Promoting Prostitution, under 18 (35-45-4-4)		-	1	-	1
	Sexual Battery (35-42-4-8)		-	-	-	1
Sexual Misconduct with a Minor (35-42-4-9)		-	8	-	15	
Stalking (35-45-10-5)		-	-	-	1	
Vicarious Sexual Gratification (35-42-4-5)		-	-	-	2	
Level 4 Felony Total			21	108	49	273



Felony Level	Primary Offense	Secondary Offense	Mar-22		This Calendar Year	
			SEX		SEX	
			F	M	F	M
Level 5 Felony	Assisting a Criminal (35-44.1-2-5)		-	-	-	1
	Attempt to Commit a Felony (35-41-5-1)	Robbery (35-42-5-1)	1	-	1	-
	Auto Theft, Receiving Stolen Parts (35-43-4-2.5)		1	-	1	1
	Battery (35-42-2-1)		5	25	13	61
	Bribery (35-44.1-1-2)		1	-	1	-
	Burglary (35-43-2-1)		1	18	4	49
	Child Exploitation (35-42-4-4)		-	3	-	8
	Child Pornography (35-42-4-4(C))		-	1	-	1
	Child Seduction (35-42-4-7)		-	-	-	1
	Child Solicitation (35-42-4-6)		-	-	-	2
	Conspiracy (35-41-5-2)	Fraud on Financial Institution (35-43-5-8)	1	-	1	-
		Obstruction of Justice (35-44-3-4)	-	-	-	1
	Conversion (35-43-4-3)		-	1	-	1
	Corrupt Business Influence (35-45-6-2)		1	1	2	6
	Criminal Confinement (35-42-3-3)		-	5	1	12
	Criminal Recklessness (35-42-2-2)		-	-	1	8
	Dealing Cocaine or Narcotic Drug (35-48-4-1)		2	1	5	7
	Dealing Marijuana, Hash Oil, or Hashish (35-48-4-10)		-	2	-	3
	Dealing Methamphetamine (35-48-4-1.1)		13	14	21	40
	Dealing Sched I, II, or III Cntrl'd Sub (35-48-4-2)		-	1	-	2
	Dealing Sched IV Cntrl'd Sub (35-48-4-3)		-	-	1	-
	Dealing in Methamphetamine (35-48-4-1.1)		1	10	8	18
	Dealing/Poss. Look-Alike Subs (35-48-4-4.6)		-	1	-	1
	Disarm/Attempt to Disarm an Officer (35-44.1-3-2)		1	-	2	2
	Domestic Battery (35-42-2-1.3)		1	29	4	51
	Escape (35-44.1-3-4)		2	5	6	10
	Failure to Register as a Sex Offender (11-8-8-17)		-	8	-	24
	Firearm w/in One Mile of School (35-47-2-1)		1	25	2	51
	Fraud on Financial Institution (35-43-5-8)		-	2	2	8
	Intimidation (35-45-2-1)		1	6	2	16
	Kidnapping (35-42-3-2)		-	1	1	3
	Neglect of a Dependent/Death (35-46-1-4)		2	2	3	4
	Non-Support of Dependent Child (35-46-1-5)		1	3	1	5
	Obliterating Handgun I.D. (35-47-2-18)		-	1	1	1
	Obstruction of Justice (35-44.1-2-2)		1	4	1	4
	Oper Veh Aft Life Susp (9-30-10-17)		3	14	5	25
	Operating Veh while Intoxicated (9-30-5-2)		-	-	-	2
	Operating Vehicle Intoxicated/Injury (9-30-5-4)		-	1	-	7
	Possession - Destruct Device (35-47.5-5-2)		-	1	-	1
	Possession of Cocaine or Narcotic Drug 35-48-4-6		3	4	6	12
	Possession of Syringes or Needles (16-42-19-18)		-	-	1	-
	Prov Gun to Inel Per (35-47-2.5-16)		-	1	-	1
	Reckless Homicide (35-42-1-5)		1	1	3	4
	Resisting Law Enforcement (35-44.1-3-1)		-	-	-	1
	Robbery (35-42-5-1)		1	7	1	17
	Sexual Misconduct with Service Provider (35.44.1-3-10)		-	1	-	1
	Sexual Misconduct with a Minor (35-42-4-9)		-	7	-	7
	Stalking (35-45-10-5)		-	-	-	5
	Strangulation (35-42-2-9)		-	3	-	7
	Theft, Receiving Stolen Property (35-43-4-2)		-	4	-	12
Trafficking with an Inmate (35-44.1-3-5)		-	2	2	4	
<b>Level 5 Felony Total</b>			<b>45</b>	<b>215</b>	<b>103</b>	<b>508</b>

Felony Level	Primary Offense	Secondary Offense	Mar-22		This Calendar Year	
			SEX		SEX	
			F	M	F	M
Level 6 Felony	Arson (35-43-1-1)		-	1	-	1
	Auto Theft, Receiving Stolen Parts (35-43-4-2.5)		1	4	4	5
	Battery 35-42-2-1		-	5	-	8
	Criminal Confinement (35-42-3-3)		-	1	-	1
	Criminal Confinement (35-42-3-3)		-	2	-	12
	Criminal Recklessness (35-42-2-2)		-	1	-	2
	Dealing Marijuana, Hash Oil, or Hashish (35-48-4-10)		-	-	-	1
	Dissemination of Matter Harmful to Minor (35-49-3-3)		-	1	-	1
	Escape 35-44.1-3-4		1	6	2	11
	Fail to Reg Sex Off (11-8-8-17)		-	1	-	1
	Forgery, Counterfeiting, Application Fraud (35-43-5-2)		1	1	1	2
	Identity Deception (35-43-5-3.5)		-	-	1	-
	Insurance Fraud (35-43-5-4.5)		-	2	-	2
	Intimidation (35-45-2-1)		1	1	1	6
	Maintain Common Nuisance (35-45-2-1(c))		-	1	-	1
	Maintaining Common Nuisance (35-48-4-13)		-	1	-	1
	Non-Support of Dependent Child (35-46-1-5)		-	1	-	4
	Official Misconduct (35-44.1-1-1)		1	-	1	-
	Oper Vehicle-Intox-Prev Conv (9-30-5-3)		-	2	-	2
	Operating Vehicle Intoxicated-Contrld Sub (9-30-5-1)		1	-	1	1
	Operating Vehicle Intoxicated-Endanger (9-30-5-2)		1	2	1	7
	Operating Vehicle-Habitual Violation (9-30-10-16)		-	2	-	4
	Poss Paraphernalia (35-48-4-8.3)		-	-	1	-
	Possession of Cocaine or Narcotic Drug (35-48-4-6)		2	1	3	6
	Possession of Meth(35-48-4-6.1)		4	17	16	46
	Possession of Syringes or Needles (16-42-19-18)		-	3	-	8
	Residential Entry (35-43-2-1.5)		-	3	2	5
	Resisting Law Enforc (35-44.1-3-1)		-	3	-	4
	Sexual Battery (35-42-4-8)		-	-	-	1
	Sexual Misconduct with a Minor (35-42-4-9)		-	-	-	1
	Strangulation (35-42-2-9)		-	2	-	2
	Theft, Receiving Stolen Property (35-43-4-2)		2	8	2	20
<b>Level 6 Felony Total</b>			<b>15</b>	<b>72</b>	<b>36</b>	<b>166</b>

Felony Level	Primary Offense	Secondary Offense	Mar-22		This Calendar Year	
			SEX		SEX	
			F	M	F	M
HO	Habitual Offender (35-50-2-8)		-	1	-	1
	Habitual Offender Controlled Substance (35-50-2-10)		-	-	-	1
<b>HO Total</b>			<b>0</b>	<b>1</b>	<b>0</b>	<b>2</b>

Felony Level	Primary Offense	Secondary Offense	Mar-22		This Calendar Year	
			SEX		SEX	
			F	M	F	M
Murder	Murder (35-42-1-1)		0	5	2	17
<b>Murder Total</b>			<b>0</b>	<b>5</b>	<b>2</b>	<b>17</b>

Grand Total	Mar-22		This Calendar Year	
	SEX		SEX	
	F	M	F	M
<b>Grand Total</b>	<b>108</b>	<b>545</b>	<b>253</b>	<b>1307</b>

Note: Offense data may not be available for all offenders at the time this table was prepared.  
Only new commitments and probation violations are reported on this table.  
Parole and Community Transition Program violators are excluded on this table.  
Source: SAS - all.citations\_mso.pgm

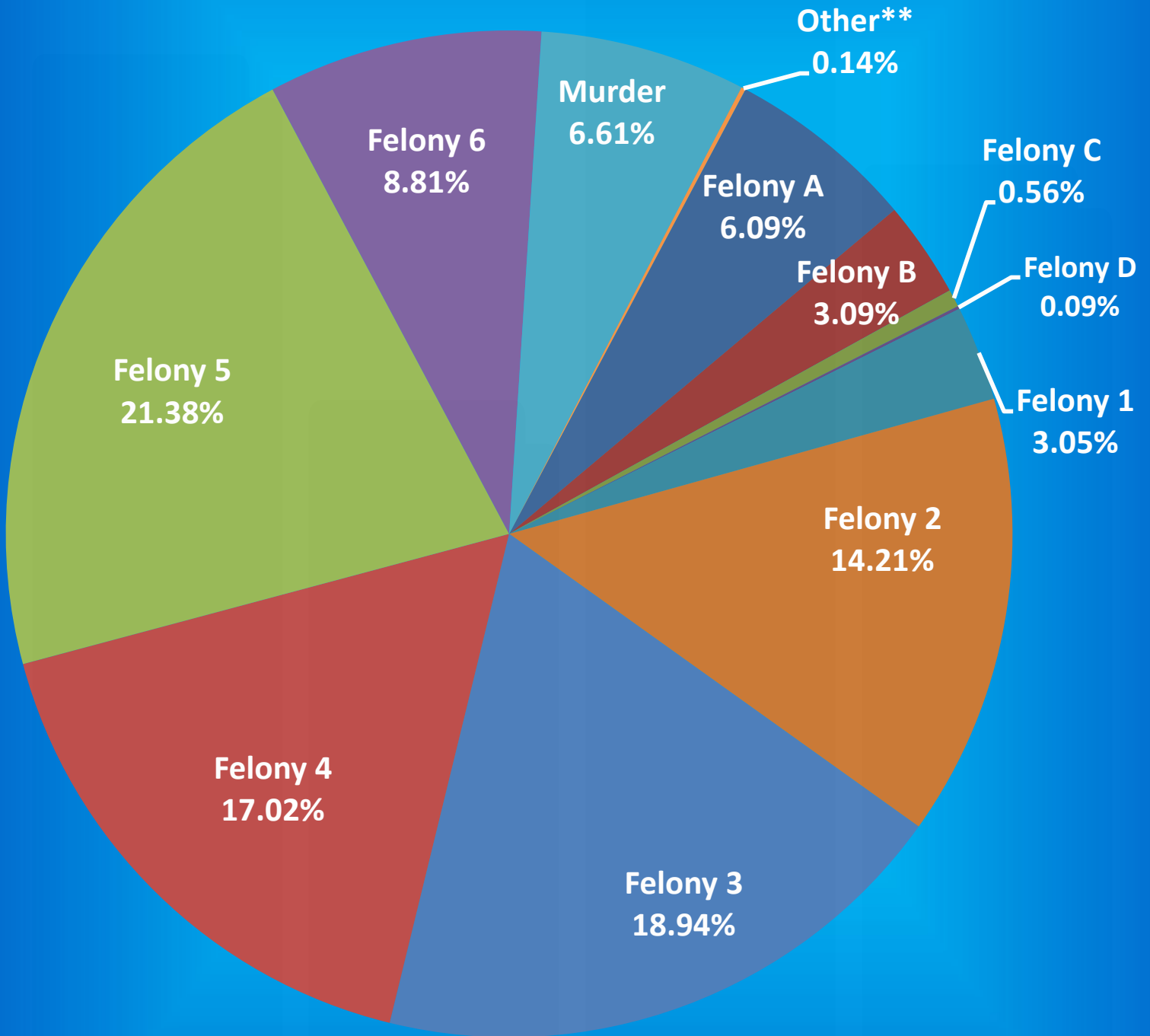
# Indiana Department of Correction

Graph A

Female Population by Most Serious Offense Felony Level\*

April 01, 2022

N = 2,168



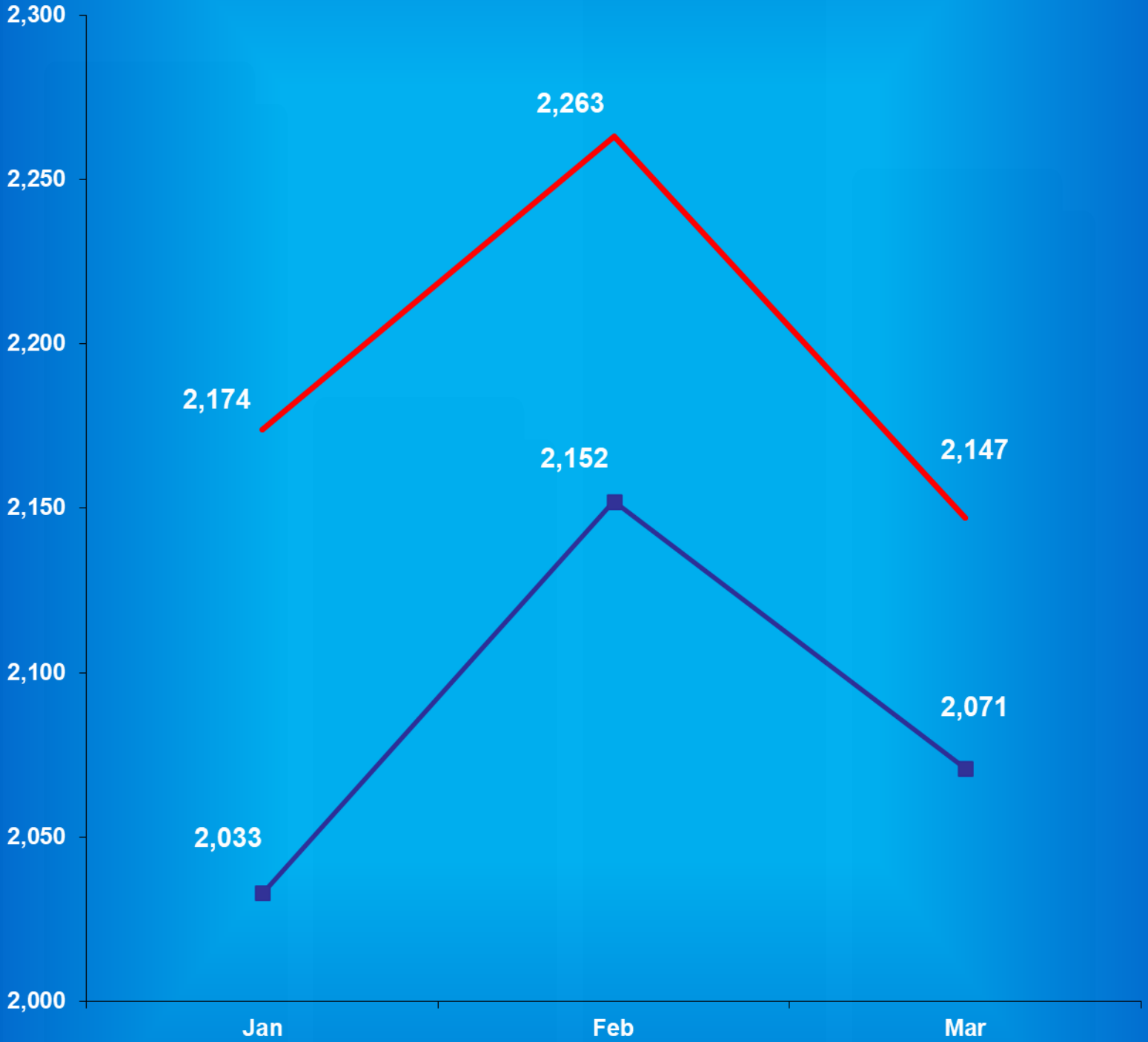
• Includes Offenders Held in County Jails and Contracted Beds

\*\* Other includes Safekeepers, Predispositions, Habitual Offenders, Misdemeanants, and Unknowns

# Indiana Department of Correction

## Graph B

Average Daily Adult Female Offender Populations  
Calendar Year 2022



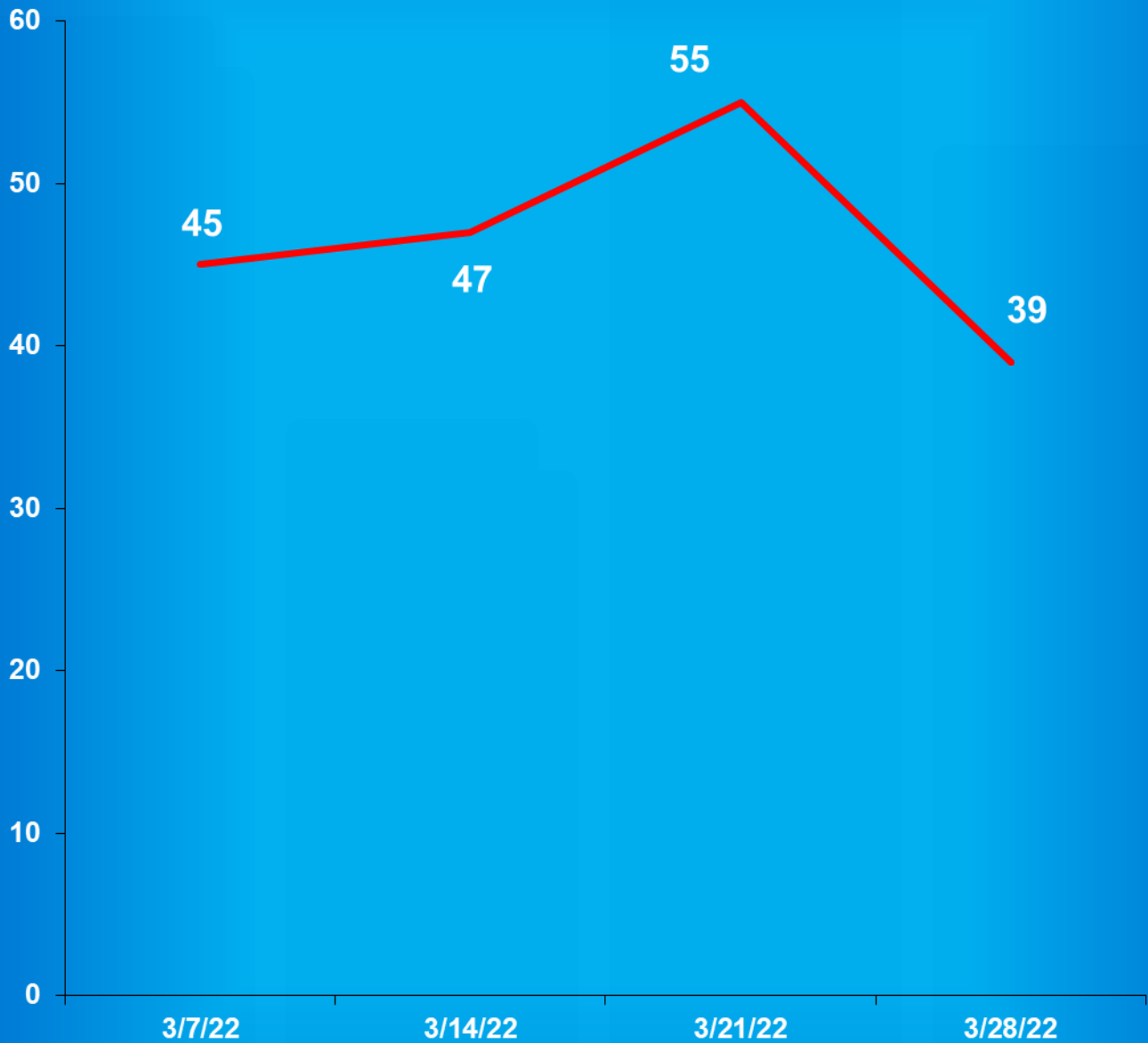
— Includes County Jail/Contract Beds      — Excludes County Jail/Contract Beds

# Indiana Department of Correction

## Graph C

### Adult Females Held in County Jails

March 2022



- Offenders held in county jails are newly sentenced offenders with completed court documents who are awaiting transfer to a DOC facility.

- Jail counts are a dynamic number that are affected by a variety of factors, including; sentencing trends, available DOC beds, and intake process completion.

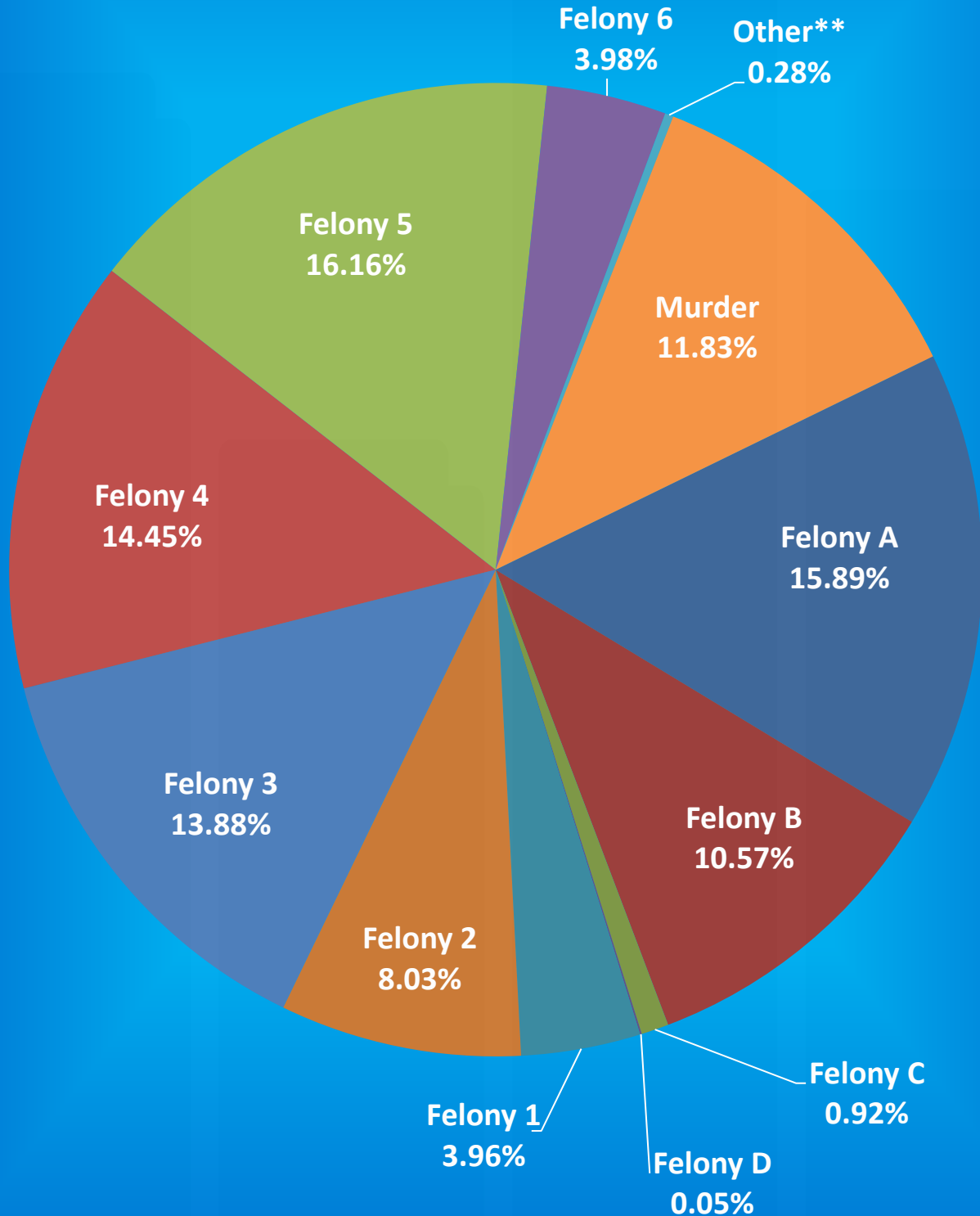
# Indiana Department of Correction

## Graph D

Male Population by Most Serious Offense Felony Level\*

April 01, 2022

N = 21,497



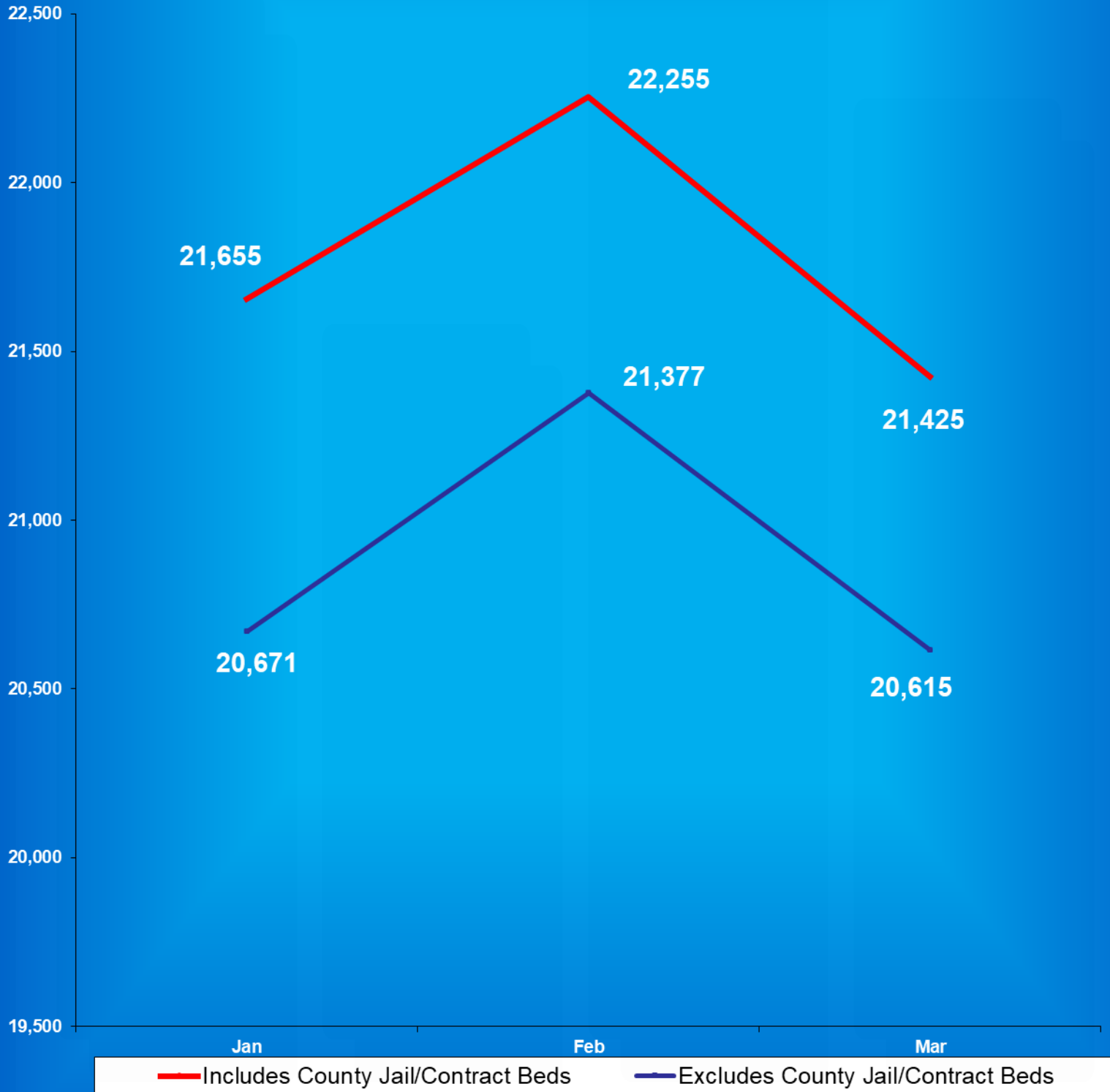
• Includes Offenders Held in County Jails and Contracted Beds

\*\* Other includes Safekeepers, Predispositions, Habitual Offenders, Misdemeanants, and Unknowns

# Indiana Department of Correction

## Graph E

### Average Daily Adult Male Offender Populations Calendar Year 2022

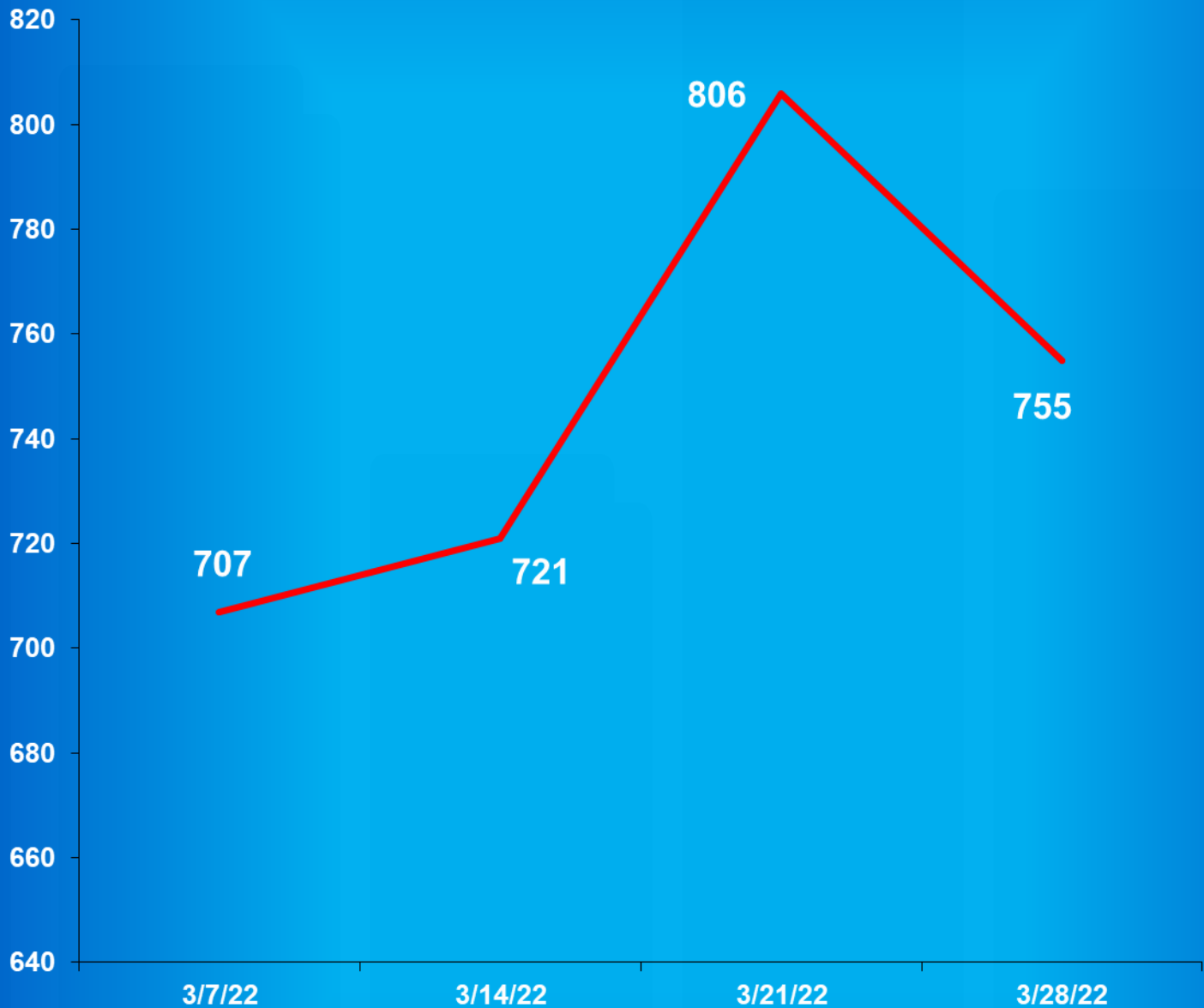


# Indiana Department of Correction

## Graph F

### Adult Males Held in County Jails

March 2022



- Offenders held in county jails are newly sentenced offenders with completed court documents who are awaiting transfer to a DOC facility.

- Jail counts are a dynamic number that are affected by a variety of factors, including; sentencing trends, available DOC beds, and intake process completion.





# Juvenile Offender Statistics



**Indiana Department Of Correction**  
**Table 13**  
**Monthly Facility Admissions and Releases**

**Juvenile Offenders**  
**March 2022**

**Admissions of All Juvenile Males**

<b>New Commitment</b>	<b>Re-Commitment</b>	<b>Parolee Return</b>	<b>Return From Escape</b>	<b>Diagnostics/Walk-Thrus</b>
31	4	3	0	9

**Releases of All Juvenile Males**

<b>Discharge</b>	<b>Parole</b>	<b>Escape</b>	<b>Diagnostics/Walk-Thrus</b>
17	2	0	7

**Admissions of All Juvenile Females**

<b>New Commitment</b>	<b>Re-Commitment</b>	<b>Parolee Return</b>	<b>Return From Escape</b>	<b>Diagnostics/Walk-Thrus</b>
3	0	0	0	1

**Releases of All Juvenile Females**

<b>Discharge</b>	<b>Parole</b>	<b>Escape</b>	<b>Diagnostics/Walk-Thrus</b>
4	1	0	0

Sources:

SAS - mnthadm4\_pgm\_tbl13.pgm

SAS - mnthext4\_pgm\_tbl13.pgm

Indiana Department of Correction

Table 14

New Admissions by County of Commitment - Juveniles

March 2022

County	Admission Type			County	Admission Type		
	New Commits	Re Commits	Total		New Commits	Re Commits	Total
Adams	0	0	0	Madison	1	0	1
Allen	3	0	3	Marion	3	0	3
Bartholomew	0	0	0	Marshall	0	0	0
Benton	0	0	0	Martin	0	0	0
Blackford	0	0	0	Miami	2	0	2
Boone	0	0	0	Monroe	0	0	0
Brown	0	0	0	Montgomery	0	0	0
Carroll	0	0	0	Morgan	0	0	0
Cass	1	0	1	Newton	0	0	0
Clark	0	0	0	Noble	1	0	1
Clay	0	0	0	Ohio	0	0	0
Clinton	0	0	0	Orange	0	0	0
Crawford	0	0	0	Owen	0	0	0
Daviess	0	0	0	Parke	0	0	0
Dearborn	1	0	1	Perry	1	1	2
Decatur	0	0	0	Pike	0	0	0
DeKalb	0	0	0	Porter	1	0	1
Delaware	0	0	0	Posey	1	0	1
Dubois	0	0	0	Pulaski	0	0	0
Elkhart	2	0	2	Putnam	0	0	0
Fayette	0	0	0	Randolph	0	0	0
Floyd	1	0	1	Ripley	1	0	1
Fountain	0	0	0	Rush	0	0	0
Franklin	0	0	0	St. Joseph	4	1	5
Fulton	0	0	0	Scott	0	0	0
Gibson	0	0	0	Shelby	0	0	0
Grant	1	0	1	Spencer	0	0	0
Greene	0	0	0	Starke	0	0	0
Hamilton	1	1	2	Steuben	0	0	0
Hancock	0	0	0	Sullivan	0	0	0
Harrison	0	0	0	Switzerland	0	0	0
Hendricks	0	0	0	Tippecanoe	2	0	2
Henry	0	0	0	Tipton	0	0	0
Howard	2	0	2	Union	0	0	0
Huntington	1	0	1	Vanderburgh	1	0	1
Jackson	0	0	0	Vermillion	0	0	0
Jasper	0	0	0	Vigo	1	0	1
Jay	0	0	0	Wabash	0	0	0
Jefferson	0	0	0	Warren	0	0	0
Jennings	0	0	0	Warrick	0	0	0
Johnson	0	0	0	Washington	0	0	0
Knox	0	1	1	Wayne	0	0	0
Kosciusko	0	0	0	Wells	0	0	0
LaGrange	0	0	0	White	0	0	0
Lake	1	0	1	Whitley	1	0	1
LaPorte	0	0	0	Unknown	0	0	0
Lawrence	0	0	0	<b>Totals</b>	<b>34</b>	<b>4</b>	<b>38</b>

This data is based on most serious offense and excludes parole violations. This includes Zero (0) safekeepers classified in this report as Unknown.

Source: Mnthadm4\_pgm\_tbl14.pgm

Indiana Department of Correction

Table 15

Monthly Releases by County of Commitment - Juveniles

March 2022

County	Release Type			County	Release Type		
	Discharge	Parole	Total		Discharge	Parole	Total
Adams	0	0	0	Madison	0	0	0
Allen	0	0	0	Marion	0	1	1
Bartholomew	0	0	0	Marshall	0	0	0
Benton	0	0	0	Martin	0	0	0
Blackford	0	0	0	Miami	0	0	0
Boone	0	0	0	Monroe	0	0	0
Brown	0	0	0	Montgomery	0	0	0
Carroll	0	0	0	Morgan	0	0	0
Cass	1	0	1	Newton	0	0	0
Clark	1	0	1	Noble	0	0	0
Clay	0	0	0	Ohio	0	0	0
Clinton	1	0	1	Orange	0	0	0
Crawford	0	0	0	Owen	0	0	0
Daviess	0	0	0	Parke	0	0	0
Dearborn	1	0	1	Perry	0	0	0
Decatur	0	0	0	Pike	0	0	0
DeKalb	0	0	0	Porter	1	0	1
Delaware	1	0	1	Posey	0	0	0
Dubois	0	0	0	Pulaski	0	0	0
Elkhart	1	0	1	Putnam	0	0	0
Fayette	0	0	0	Randolph	0	0	0
Floyd	0	0	0	Ripley	1	0	1
Fountain	0	0	0	Rush	0	0	0
Franklin	0	0	0	St. Joseph	0	0	0
Fulton	0	0	0	Scott	1	0	1
Gibson	0	0	0	Shelby	0	0	0
Grant	0	0	0	Spencer	0	0	0
Greene	0	0	0	Starke	0	0	0
Hamilton	2	0	2	Steuben	0	0	0
Hancock	1	0	1	Sullivan	0	0	0
Harrison	0	0	0	Switzerland	0	0	0
Hendricks	0	0	0	Tippecanoe	0	0	0
Henry	0	0	0	Tipton	0	0	0
Howard	0	1	1	Union	0	0	0
Huntington	0	0	0	Vanderburgh	0	0	0
Jackson	0	0	0	Vermillion	1	0	1
Jasper	0	0	0	Vigo	1	0	1
Jay	0	0	0	Wabash	0	1	1
Jefferson	0	0	0	Warren	0	0	0
Jennings	2	0	2	Warrick	0	0	0
Johnson	1	0	1	Washington	0	0	0
Knox	0	0	0	Wayne	0	0	0
Kosciusko	0	0	0	Wells	0	0	0
LaGrange	0	0	0	White	0	0	0
Lake	0	0	0	Whitley	0	0	0
LaPorte	4	0	4	Unknown	0	0	0
Lawrence	0	0	0	<b>Totals</b>	<b>21</b>	<b>3</b>	<b>24</b>

Some discharges may be releases to County Probation - data is unable to be separated.

Diagnostics and Escapes are excluded.

Source: Mnthext4\_pgm\_tbl15.pgm

**Indiana Department of Correction**  
**Table 16**  
**Total Number of Committing Offenses for Juveniles**  
**Committed to the Indiana Department of Correction**

**March 2022**

OFFENSE (Citation Code)	NUMBER OF OFFENSES			
	This Month		This Calendar Year	
LEVEL I	Female	Male	Female	Male
Aggravated Battery (35-42-2-1.5)	0	0	0	1
Arson (35-43-1-1)	0	0	0	0
Battery (35-42-2-1)	0	0	1	9
Battery by Bodily Waste (35-42-2-6)	0	0	0	1
Burglary (35-43-2-1)	0	0	0	6
Carjacking (35-42-5-2)	0	0	0	0
Carrying Handgun w/o License (35-47-2-1)	0	0	0	5
Changing, Altering, Removing, Obliterating ID of Handgun (35-47-2-18)	0	0	0	0
Child Exploitation (35-42-4-4)	0	0	0	0
Child Molesting (35-42-4-3)	0	0	0	6
Child Seduction (35-42-4-7)	0	0	0	0
Child Selling (35-46-1-4)	0	0	0	0
Child Solicitation (35-42-4-6)	0	0	0	0
Child in Possession of Handgun (35-47-10-5)	0	0	0	3
Consumer Product Tampering (35-45-8-3)	0	0	0	0
Criminal Confinement (35-42-3-3)	0	0	0	0
Criminal Deviate Conduct (35-42-4-2)	0	0	0	0
Criminal Gang Intimidation (35-45-9-4)	0	0	0	0
Criminal Gang Recruitment	0	0	0	0
Criminal Recklessness (35-42-2-2)	0	0	2	6
Dangerous Possession of a Firearm (35-47-10-5)	0	0	0	3
Dealing in a Sawed-Off Shotgun (35-47-5-4.1)	0	0	0	0
Distribution of a Destructive Device (IC 35-47.5-5-5)	0	0	0	0
Domestic Battery (35-42-2-1.3)	0	0	2	5
Driving While Intoxicated Resulting in Death (9-30-5-5)	0	0	0	0
False Application for Handgun (35-47-2-8)	0	0	0	0
False, Altering Handgun License (35-47-2-22)	0	0	0	0
Feticide (35-42-1-6)	0	0	0	0
Handgun, False ID (35-47-2-17)	0	0	0	0
Incest (35-46-1-3)	0	0	0	0
Interference with Custody (35-42-3-4)	0	0	0	0
Intimidation (35-45-2-1)	0	0	0	0
Involuntary Manslaughter (35-42-1-4)	0	0	0	0
Kidnapping (35-42-3-2)	0	0	0	0
Murder (35-42-1-1)	0	0	0	0
Neglect of a Dependent (35-46-1-4)	0	0	0	0
Operation of a Machine Gun/Hurling a Bomb (35-47-5-9)	0	0	0	0
Overpass Mischief (35-42-2-5)	0	0	0	0
Pointing a Firearm (35-47-4-3)	0	0	0	2
Possession of Firearm on School Property (35-47-9-2)	0	0	0	0
Possession of a Machine Gun or Bomb (35-47-5-9)	0	0	0	0
Rape (35-42-4-1)	0	0	0	0
Reckless Homicide (35-42-1-5)	0	0	0	0
Resisting Law Enforcement (35-44-3-3)	0	0	0	0
Robbery (35-42-5-1)	0	0	0	3
Sell, Manufacture, Possess, Purchase Explosive (35-47-5-1)	0	0	0	0
Sell, Transfer, HIV Blood (35-42-1-7)	0	0	0	0
Selling, Transferring, Giving Handgun to Under 18 (35-47-2-7)	0	0	0	0
Sexual Battery (35-42-4-8)	0	0	0	2
Sexual Misconduct (35-44-1-5)	0	0	0	0
Sexual Misconduct with a Minor (35-42-4-9)	0	0	0	0
Stalking (35-45-10-5)	0	0	0	0
Strangulation (35-42-2-9)	0	0	0	0
Unlawful Delivery of Confiscated Firearm (35-47-3-4)	0	0	0	0
Unlawful Use of Body Armor (35-47-5-13)	0	0	0	0
Unlawful Use of Stun Gun (35-47-8-5)	0	0	0	0
Vicarious Sexual Gratification (35-42-4-5)	0	0	0	0
Voluntary Manslaughter (35-42-1-3)	0	0	0	0
<b>Sub-Total</b>	<b>0</b>	<b>0</b>	<b>5</b>	<b>52</b>

**LEVEL II**

Assisting a Criminal (35-44-3-2)	0	0	0	0
Chinese Throwing Star (35-47-5-12)	0	0	0	0
Criminal Gang Activity (35-45-9-3)	0	0	0	0
Criminal Recklessness (35-42-2-2)	0	0	0	0
Dealing Anabolic Steroid (16-42-19-27)	0	0	0	0
Dealing Methamphetamine (35-48-4-1.1)	0	0	0	0
Dealing in Cocaine or Narcotic Drug (35-48-4-1)	0	0	0	0
Dealing in Marijuana, Hash Oil, or Hashish (35-48-4-10)	0	0	0	0
Dealing in a Schedule I, II, or III Controlled Substance (35-48-4-2)	0	0	0	0
Dealing in a Schedule IV Controlled Substance (35-48-4-3)	0	0	0	0
Dealing in a Schedule V Controlled Substance (35-48-4-4)	0	0	0	0
Dealing in a Substance Represented to be a Controlled Substance (35-48-4-4.5)	0	0	0	0
Delivery of Weapon to Intoxicated Person (35-47-4-1)	0	0	0	0
Disarming Law Enforcement Officer (35-44.1-3-2)	0	0	0	0
Escape/Failure to Return to Lawful Detention (35-44-3-5)	0	0	1	1
Inmate w/ Deadly Weapon (35-44.1-3-7)	0	0	0	0
Interference with Custody (35-42-3-4)	0	0	0	0
Intimidation (35-45-2-1)	0	0	0	15
Knife with Automatic Blade (35-47-5-2)	0	0	0	0
Loan Sharking (35-45-7-2)	0	0	0	0
Maintaining a Common Nuisance (35-48-4-13)	0	0	0	0
Making loan secured by mortgage, deposit or pledge of handgun (35-47-4-2)	0	0	0	0
Manufacture, Distribution, Possession of a Substance Represented to be a Controlled Substance (35-48-4-4)	0	0	0	0
Neglect of a Dependent (35-46-1-4)	0	0	0	0
Poss Precursors w/ Intent to Manufacture Etc. (35-48-4-14.5)	0	0	0	0
Possession of a Controlled Substance (35-48-4-7)	0	0	0	0
Possession of a Knife on School Property (35-47-5-2.5)	0	0	0	0
Promoting Prostitution (35-45-4-4)	0	0	0	0
Purchase, Possession or Sale of Stun Gun (35-47-8-5)	0	0	0	0
Resisting Law Enforcement (35-44-3-3)	0	0	0	8
Rioting with a Deadly Weapon (35-45-1-2)	0	0	0	0
Sale, Possession, Use of Legend Drug (16-42-19-27)	0	0	0	0
Sexual Misconduct with a Minor (35-42-4-9)	0	0	0	0
Stalking (35-45-10-5)	0	0	0	0
Trafficking with an Inmate (35-44-3-9)	0	0	0	0
Use of Stun Gun in Commission of a Crime (35-47-8-5)	0	0	0	0
<b>Sub-Total</b>	<b>0</b>	<b>0</b>	<b>1</b>	<b>24</b>

**LEVEL III**

Accident /Failure to Stop (9-26-1-8)	0	0	0	0
Accident, Property Damage with Injury (9-26-1-8)	0	0	0	0
Altering or Damaging Computer (35-43-1-4)	0	0	0	0
Auto Theft, Receiving Stolen Parts (35-43-4-2.5)	0	0	1	7
Battery (35-42-2-1)	0	0	3	12
Battery by Bodily Waste (35-42-2-6)	0	0	0	0
Bestiality	0	0	0	0
Bribery (35-44-1-1)	0	0	0	0

LEVEL III (cont'd)	NUMBER OF OFFENSES			
	This Month		This Calendar Year	
	Female	Male	Female	Male
Burglary (35-43-2-1)	0	0	0	0
Check Deception (35-43-5-5)	0	0	0	0
Check Fraud (35-43-5-12)	0	0	0	0
Child Exploitation (35-42-4-4)	0	0	0	0
Controlled Substance Registration (35-48-4-14)	0	0	0	0
Conversion (35-43-4-3)	0	0	0	0
Criminal Mischief (35-43-1-2)	0	0	1	7
Criminal Recklessness (35-42-2-2)	0	0	0	1
Criminal Trespass (35-43-2-2)	0	0	0	0
Dealing in Altered Property (35-43-4-2.3)	0	0	0	0
Dealing in Marijuana, Hash Oil, or Hashish (35-48-4-10)	0	0	0	0
Dealing in Paraphernalia (35-48-4-8.5)	0	0	0	0
Dealing in a Schedule IV Controlled Substance (35-48-4-3)	0	0	0	0
Distribution of Material Harmful to Minor (35-49-3-3)	0	0	0	0
Escape/Failure to Return to Lawful Detention (35-44-3-5)	0	0	2	11
Failure to Appear (35-44-3-6)	0	0	0	0
False Reporting (35-44-2-2)	0	0	0	0
Forgery (35-43-5-2)	0	0	0	0
Fraud (35-43-5-4)	0	0	0	1
Fraud on Financial Institution (35-45-5-8)	0	0	0	0
Home Improvement Fraud (35-43-6-13)	0	0	0	0
Identity Deception (35-43-5-3.5)	0	0	0	0
Interference with Custody (35-42-3-4)	0	0	0	0
Interference with Reporting Crime (35-42-2-5)	0	0	0	0
Invasion of Privacy (35-46-1-15.1)	0	0	0	0
Kill Domestic Animal	0	0	0	0
Manufacture of Paraphernalia (35-48-4-8.1)	0	0	0	0
Nonsupport of Child (35-46-1-5)	0	0	0	0
Nonsupport of Spouse (35-46-1-6)	0	0	0	0
Obscene Performance (35-49-3-1)	0	0	0	0
Obstructing Fireman (35-44-3-8)	0	0	0	0
Obstructing Traffic (35-42-2-4)	0	0	0	0
Obstruction of Justice (35-44-3-4)	0	0	0	0
Operating Vehicle After Lifetime Forfeiture (9-30-10-17)	0	0	0	0
Operating Vehicle While Intoxicated (9-30-5-4)	0	0	0	0
Operating Vehicle While Intoxicated with Prior (9-30-5-3)	0	0	0	0
Patronizing a Prostitute (35-45-4-3)	0	0	0	0
Perjury (35-44-2-1)	0	0	0	0
Possession of Cocaine or Narcotic Drug (35-48-4-6)	0	0	1	1
Possession of Marijuana, Hash Oil, or Hashish (35-48-4-11)	0	0	0	0
Possession of Methamphetamines (35-48-4-6.1)	0	0	0	0
Possession of Paraphernalia (35-48-4-8.3)	0	0	0	0
Possession of a Controlled Substance (35-48-4-7)	0	0	0	0
Possession of a Syringe (16-42-19-18)	0	0	0	0
Possession/Use of Legend Drug (16-42-19-13)	0	0	0	1
Professional Gambling (35-45-5-3)	0	0	0	0
Profiting from Adoption (35-46-1-9)	0	0	0	0
Promoting Professional Gambling (35-45-5-4)	0	0	0	0
Promoting Prostitution (35-45-4-4)	0	0	0	0
Prostitution (35-45-4-2)	0	0	0	0
Public Indecency (35-45-4-1)	0	0	0	1
Public Nudity (35-45-4-1.5)	0	0	0	0
Railroad Mischief (35-42-2-5.5)	0	0	0	0
Receiving Stolen Auto Parts (35-43-4-2.5)	0	0	0	0
Receiving Stolen Property (35-43-4-2)	0	0	0	0
Residential Entry (35-43-2-1.5)	0	0	1	1
Resisting Law Enforcement (35-44-3-3)	0	0	1	13
Rioting (35-45-1-2)	0	0	0	0

LEVEL III (cont'd)	NUMBER OF OFFENSES			
	This Month		This Calendar Year	
	Female	Male	Female	Male
Sale, Possession, Use of Legend Drug (16-42-19-27)	0	0	0	0
Selling, Distributing, Exhibiting Obscene Material (35-49-3-1)	0	0	0	0
Stalking (35-45-10-5)	0	0	0	0
Synthetic Drug (35-48-4-11.5)	0	0	0	0
Theft (35-43-4-2)	0	0	4	8
Torture or Mutilation of Animal (35-46-3-12)	0	0	0	0
Trafficking with an Inmate (35-44-3-9)	0	0	0	0
Unauthorized Possession of Prescription Form (35-48-4-14)	0	0	0	0
Unlawful Entry of Motor Vehicle (35-43-4-2.7)	0	0	0	1
Voyeurism (35-45-4-5)	0	0	0	0
Welfare Fraud (35-43-5-7)	0	0	0	0
<b>Sub-Total</b>	<b>0</b>	<b>0</b>	<b>14</b>	<b>65</b>

#### LEVEL IV

Absence From Home Detention (35-38-2.5-10)	0	0	0	0
Accident/Failure to Stop (9-26-1-8)	0	0	0	1
Alcohol Violation (31-37-2-6)	0	0	0	0
Animal Cruelty (35-46-3-12)	0	0	0	0
Assisting a Criminal (35-44-3-2)	0	0	0	0
Beats Vertebrate Animal (35-46-3-12)	0	0	0	0
Check Deception (35-43-5-5)	0	0	0	0
Common Nuisance (35-48-4-13)	0	0	0	0
Computer Trespassing (35-43-2-3)	0	0	0	0
Counterfeiting Auto Registration (9-18-2-42)	0	0	0	0
Counterfeiting a Driver's License (9-24-18-7)	0	0	0	0
Curfew Violation (31-37-2-5)	0	0	0	0
Deception (35-43-5-3)	0	0	0	0
Deer Outside Hours (14-22-6-1)	0	0	0	0
Deer w/ Illegal Device (14-22-6-1)	0	0	0	0
Disorderly Conduct (35-45-1-3)	0	0	0	9
Dissemination of Material Harmful to Minor (35-49-3-3)	0	0	0	0
Driving While Intoxicated (9-11-2-3)	0	0	0	0
Driving with Suspended License (9-24-19-2)	0	0	0	0
Exploitation of Dependent/Endangered Adult (35-46-1-12)	0	0	0	0
Failure to Appear (35-44-3-6)	0	0	0	0
Failure to Disclose Recruitment (35-46-4-4)	0	0	0	0
Failure to Respond to Summons (35-44-3-6.5)	0	0	0	0
False Auto Registration (9-18-2-44)	0	0	0	0
False Identity Statement (35-44-2-6)	0	0	0	0
False Informing (35-44-2-2)	0	0	1	1
Flag Desecration (35-45-1-4)	0	0	0	0
Glue Sniffing (35-46-6-2)	0	0	0	0
Habitual Disobedience of Parent, Guardian, or Custodian (Incorrigible) (31-37-2-4)	0	0	0	3
Harassment (35-45-2-2)	0	0	0	0
Home Improvement Fraud (35-43-6-12)	0	0	0	0
Illegal Consumption of Alcohol (7.1-5-7-7)	0	0	0	0
Illegal Possession of Alcohol (7.1-5-7-7)	0	0	0	0
Impairment of ID Number (35-43-7-4)	0	0	0	0
Interference with Custody (35-42-3-4)	0	0	0	0
Interfering with Law Enforcement Animal (35-46-3-11)	0	0	0	0
Invasion of Privacy (35-46-1-15.1)	0	0	0	0
Leaving Home w/o Permission of Parent, Guardian or Custodian (Runaway) (31-37-2-2)	0	0	0	2
Leaving Scene of Accident (9-26-1-1.1)	0	0	0	0
Maintaining a Common Nuisance (35-48-4-13)	0	0	0	0
Nitrous Oxide Distribution (35-46-6-3)	0	0	0	0
Obscene Performance (35-49-3-1)	0	0	0	0
Obstructing Medical Emergency (35-44-3-8.5)	0	0	0	0
Obstructing Traffic (35-42-2-4)	0	0	0	0
Official Misconduct (35-44.1-1-1)	0	0	0	0



LEVEL IV (cont'd)	NUMBER OF OFFENSES			
	This Month		This Calendar Year	
	Female	Male	Female	Male
Operating Vehicle While Intoxicated (9-30-5-2)	0	0	0	0
Operating Vehicle While Intoxicated/Cntrl'd Sub (9-30-5-1)	0	0	0	0
Operating Vehicle w/o License (9-24-18-1)	0	0	1	1
Operating Vehicle w/o Proof of Financial (9-25-8-2)	0	0	0	0
Operating Vehicle w/o Registration/Plates (9-18-2-43)	0	0	0	0
Possession of Device/Interfere Test (35-43-5-18)	0	0	0	0
Possession of Marijuana, Hash Oil, or Hashish (35-48-4-11)	0	0	1	4
Possession of Paraphernalia (35-48-4-8.3)	0	0	1	1
Possession of Substance Represented to be a Controlled Substance (35-48-4-4.6)	0	0	0	0
Possession, Purchase, Accepting Tobacco (35-46-1-10.5)	0	0	0	0
Probation Violation	0	0	0	35
Public Intoxication (7.1-5-1-3)	0	0	0	0
Receiving Unidentified Property (35-43-7-5)	0	0	0	0
Reckless Driving (9-21-8-52)	0	0	0	0
Refusal to Aid Officer (35-44-3-7)	0	0	0	0
Refusal to Identify Self (34-28-5-3.5)	0	0	0	0
Selling, Distributing, Exhibiting Obscene Material (35-49-3-1)	0	0	0	0
Synthetic Drug (35-48-4-11.5)	0	0	0	0
Taking Deer/Turkey (14-22-6-1)	0	0	0	0
Tattooing a Minor (35-42-2-7)	0	0	0	0
Torture, Kill, Mutilate an Animal (35-46-3-12)	0	0	0	0
Unauthorized Possession of Prescription (35-48-4-14)	0	0	0	0
Unlawful Entry of Motor Vehicle (35-43-4-2.7)	0	0	0	2
Unlawful Gambling (35-45-5-2)	0	0	0	0
Unlawful Use of Railroad Right of Way (8-3-15-3)	0	0	0	0
Vending Machine Vandalism (35-43-4-7)	0	0	0	0
Violation Home Detention	0	0	0	0
Violation Suspended Commitment to DOC	0	0	0	0
Violation of Compulsory School Attendance Law (Truancy) (31-37-2-3)	0	0	0	1
Voyeurism (35-45-4-5)	0	0	0	0
Welfare Fraud (35-45-5-7)	0	0	0	0
<b>Sub-Total</b>	<b>0</b>	<b>0</b>	<b>4</b>	<b>60</b>
<b>GRAND TOTAL NUMBER OF OFFENSES</b>	<b>0</b>	<b>0</b>	<b>24</b>	<b>201</b>

**Indiana Department of Correction**  
**Table 17**  
**Number of Juvenile Offenders by Most Serious Offense**  
**Committed to the Indiana Department of Correction**

**March 2022**

MOST SERIOUS OFFENSE (Citation Code)	NUMBER OF JUVENILES			
	This Month		This Calendar Year	
<b>LEVEL I</b>	Female	Male	Female	Male
Aggravated Battery (35-42-2-1.5)	0	0	0	1
Arson (35-43-1-1)	0	0	0	0
Battery (35-42-2-1)	0	3	1	8
Battery by Bodily Waste (35-42-2-6)	0	0	0	1
Burglary (35-43-2-1)	0	3	0	6
Carjacking (35-42-5-2)	0	0	0	0
Carrying Handgun w/o License (35-47-2-1)	0	0	0	2
Changing, Altering, Removing, Obliterating ID of Handgun (35-47-2-18)	0	0	0	0
Child Exploitation (35-42-4-4)	0	0	0	0
Child Molesting (35-42-4-3)	0	4	0	5
Child Seduction (35-42-4-7)	0	0	0	0
Child Selling (35-46-1-4)	0	0	0	0
Child Solicitation (35-42-4-6)	0	0	0	0
Child in Possession of Handgun (35-47-10-5)	0	0	0	1
Consumer Product Tampering (35-45-8-3)	0	0	0	0
Criminal Confinement (35-42-3-3)	0	0	0	0
Criminal Deviate Conduct (35-42-4-2)	0	0	0	0
Criminal Gang Intimidation (35-45-9-4)	0	0	0	0
Criminal Gang Recruitment	0	0	0	0
Criminal Recklessness (35-42-2-2)	0	2	1	4
Dangerous Possession of a Firearm (35-47-10-5)	0	2	0	2
Dealing in a Sawed-Off Shotgun (35-47-5-4.1)	0	0	0	0
Distribution of a Destructive Device (IC 35-47.5-5-5)	0	0	0	0
Domestic Battery (35-42-2-1.3)	0	3	2	3
Driving While Intoxicated Resulting in Death (9-30-5-5)	0	0	0	0
False Application for Handgun (35-47-2-8)	0	0	0	0
False, Altering Handgun License (35-47-2-22)	0	0	0	0
Feticide (35-42-1-6)	0	0	0	0
Handgun, False ID (35-47-2-17)	0	0	0	0
Incest (35-46-1-3)	0	0	0	0
Interference with Custody (35-42-3-4)	0	0	0	0
Intimidation (35-45-2-1)	0	0	0	0
Involuntary Manslaughter (35-42-1-4)	0	0	0	0
Kidnapping (35-42-3-2)	0	0	0	0
Murder (35-42-1-1)	0	0	0	0
Neglect of a Dependent (35-46-1-4)	0	0	0	0
Operation of a Machine Gun/Hurling a Bomb (35-47-5-9)	0	0	0	0
Overpass Mischief (35-42-2-5)	0	0	0	0
Pointing a Firearm (35-47-4-3)	0	0	0	1
Possession of Firearm on School Property (35-47-9-2)	0	0	0	0
Possession of a Machine Gun or Bomb (35-47-5-9)	0	0	0	0
Rape (35-42-4-1)	0	0	0	0
Reckless Homicide (35-42-1-5)	0	0	0	0
Resisting Law Enforcement (35-44-3-3)	0	0	0	0
Robbery (35-42-5-1)	0	2	0	3
Sell, Manufacture, Possess, Purchase Explosive (35-47-5-1)	0	0	0	0
Sell, Transfer, HIV Blood (35-42-1-7)	0	0	0	0
Selling, Transferring, Giving Handgun to Under 18 (35-47-2-7)	0	0	0	0
Sexual Battery (35-42-4-8)	0	1	0	2
Sexual Misconduct (35-44-1-5)	0	0	0	0

LEVEL I (cont'd)	NUMBER OF JUVENILES			
	This Month		This Calendar Year	
	Female	Male	Female	Male
Sexual Misconduct with a Minor (35-42-4-9)	0	0	0	0
Stalking (35-45-10-5)	0	0	0	0
Strangulation (35-42-2-9)	0	0	0	0
Unlawful Delivery of Confiscated Firearm (35-47-3-4)	0	0	0	0
Unlawful Use of Body Armor (35-47-5-13)	0	0	0	0
Unlawful Use of Stun Gun (35-47-8-5)	0	0	0	0
Vicarious Sexual Gratification (35-42-4-5)	0	0	0	0
Voluntary Manslaughter (35-42-1-3)	0	0	0	0
<b>Sub-Total</b>	<b>0</b>	<b>20</b>	<b>4</b>	<b>39</b>

LEVEL II				
Assisting a Criminal (35-44-3-2)	0	0	0	0
Chinese Throwing Star (35-47-5-12)	0	0	0	0
Criminal Gang Activity (35-45-9-3)	0	0	0	0
Criminal Recklessness (35-42-2-2)	0	0	0	0
Dealing Anabolic Steroid (16-42-19-27)	0	0	0	0
Dealing Methamphetamine (35-48-4-1.1)	0	0	0	0
Dealing in Cocaine or Narcotic Drug (35-48-4-1)	0	0	0	0
Dealing in Marijuana, Hash Oil, or Hashish (35-48-4-10)	0	0	0	0
Dealing in a Schedule I, II, or III Controlled Substance (35-48-4-2)	0	0	0	0
Dealing in a Schedule IV Controlled Substance (35-48-4-3)	0	0	0	0
Dealing in a Schedule V Controlled Substance (35-48-4-4)	0	0	0	0
Dealing in a Substance Represented to be a Controlled Substance (35-48-4-4.5)	0	0	0	0
Delivery of Weapon to Intoxicated Person (35-47-4-1)	0	0	0	0
Disarming Law Enforcement Officer (35-44.1-3-2)	0	0	0	0
Escape/Failure to Return to Lawful Detention (35-44-3-5)	1	1	1	1
Inmate w/ Deadly Weapon (35-44.1-3-7)	0	0	0	0
Interference with Custody (35-42-3-4)	0	0	0	0
Intimidation (35-45-2-1)	0	3	0	9
Knife with Automatic Blade (35-47-5-2)	0	0	0	0
Loan Sharking (35-45-7-2)	0	0	0	0
Maintaining a Common Nuisance (35-48-4-13)	0	0	0	0
Making loan secured by mortgage, deposit or pledge of handgun (35-47-4-2)	0	0	0	0
Manufacture, Distribution, Possession of a Substance Represented to be a Controlled Substance (35-48-4-4.5)	0	0	0	0
Neglect of a Dependent (35-46-1-4)	0	0	0	0
Poss precursors w/intent to manufacture etc. (35-48-4-14.5)	0	0	0	0
Possession of a Controlled Substance (35-48-4-7)	0	0	0	0
Possession of a Knife on School Property (35-47-5-2.5)	0	0	0	0
Promoting Prostitution (35-45-4-4)	0	0	0	0
Purchase, Possession or Sale of Stun Gun (35-47-8-5)	0	0	0	0
Resisting Law Enforcement (35-44-3-3)	0	3	0	5
Rioting with a Deadly Weapon (35-45-1-2)	0	0	0	0
Sale, Possession, Use of Legend Drug (16-42-19-27)	0	0	0	0
Sexual Misconduct with a Minor (35-42-4-9)	0	0	0	0
Stalking (35-45-10-5)	0	0	0	0
Trafficking with an Inmate (35-44-3-9)	0	0	0	0
Use of Stun Gun in Commission of a Crime (35-47-8-5)	0	0	0	0
<b>Sub-Total</b>	<b>1</b>	<b>7</b>	<b>1</b>	<b>15</b>

LEVEL III				
Accident /Failure to Stop (9-26-1-8)	0	0	0	0
Accident, Property Damage with Injury (9-26-1-8)	0	0	0	0
Altering or Damaging Computer (35-43-1-4)	0	0	0	0
Auto Theft, Receiving Stolen Parts (35-43-4-2.5)	0	1	1	3
Battery (35-42-2-1)	1	2	1	4
Beastiality	0	0	0	0
Bribery (35-44-1-1)	0	0	0	0
Burglary (35-43-2-1)	0	0	0	0
Check Deception (35-43-5-5)	0	0	0	0

LEVEL III (cont'd)	NUMBER OF JUVENILES			
	This Month		This Calendar Year	
	Female	Male	Female	Male
Check Fraud (35-43-5-12)	0	0	0	0
Child Exploitation (35-42-4-4)	0	0	0	0
Controlled Substance Registration (35-48-4-14)	0	0	0	0
Conversion (35-43-4-3)	0	0	0	0
Criminal Mischief (35-43-1-2)	0	0	0	2
Criminal Recklessness (35-42-2-2)	0	0	0	0
Criminal Trespass (35-43-2-2)	0	0	0	0
Dealing in Altered Property (35-43-4-2.3)	0	0	0	0
Dealing in Marijuana, Hash Oil, or Hashish (35-48-4-10)	0	0	0	0
Dealing in Paraphernalia (35-48-4-8.5)	0	0	0	0
Distribution of Material Harmful to Minor (35-49-3-3)	0	0	0	0
Escape/Failure to Return to Lawful Detention (35-44-3-5)	0	1	1	2
Failure to Appear (35-44-3-6)	0	0	0	0
False Reporting (35-44-2-2)	0	0	0	0
Forgery (35-43-5-2)	0	0	0	0
Fraud (35-43-5-4)	0	0	0	0
Fraud on Financial Institution (35-45-5-8)	0	0	0	0
Home Improvement Fraud (35-43-6-13)	0	0	0	0
Identity Deception (35-43-5-3.5)	0	0	0	0
Interference with Custody (35-42-3-4)	0	0	0	0
Interference with Reporting Crime (35-42-2-5)	0	0	0	0
Invasion of Privacy (35-46-1-15.1)	0	0	0	0
Kill Domestic Animal	0	0	0	0
Manufacture of Paraphernalia (35-48-4-8.1)	0	0	0	0
Nonsupport of Child (35-46-1-5)	0	0	0	0
Nonsupport of Spouse (35-46-1-6)	0	0	0	0
Obscene Performance (35-49-3-1)	0	0	0	0
Obstructing Fireman (35-44-3-8)	0	0	0	0
Obstructing Traffic (35-42-2-4)	0	0	0	0
Obstruction of Justice (35-44-3-4)	0	0	0	0
Operating Vehicle After Lifetime Forfeiture (9-30-10-17)	0	0	0	0
Operating Vehicle While Intoxicated (9-30-5-4)	0	0	0	0
Operating Vehicle While Intoxicated with Prior (9-30-5-3)	0	0	0	0
Patronizing a Prostitute (35-45-4-3)	0	0	0	0
Perjury (35-44-2-1)	0	0	0	0
Possession of Cocaine or Narcotic Drug (35-48-4-6)	1	0	1	0
Possession of Marijuana, Hash Oil, or Hashish (35-48-4-11)	0	0	0	0
Possession of Methamphetamines (35-48-4-6.1)	0	0	0	0
Possession of Paraphernalia (35-48-4-8.3)	0	0	0	0
Possession of a Controlled Substance (35-48-4-7)	0	0	0	0
Possession of a Syringe (16-42-19-18)	0	0	0	0
Possession/Use of Legend Drug (16-42-19-13)	0	1	0	1
Professional Gambling (35-45-5-3)	0	0	0	0
Profiting from Adoption (35-46-1-9)	0	0	0	0
Promoting Professional Gambling (35-45-5-4)	0	0	0	0
Promoting Prostitution (35-45-4-4)	0	0	0	0
Prostitution (35-45-4-2)	0	0	0	0
Public Indecency (35-45-4-1)	0	0	0	0
Public Nudity (35-45-4-1.5)	0	0	0	0
Railroad Mischief (35-42-2-5.5)	0	0	0	0
Receiving Stolen Property (35-43-4-2)	0	0	0	0
Residential Entry (35-43-2-1.5)	0	0	1	0
Resisting Law Enforcement (35-44-3-3)	0	1	0	3
Rioting (35-45-1-2)	0	0	0	0
Sale, Possession, Use of Legend Drug (16-42-19-27)	0	0	0	0
Selling, Distributing, Exhibiting Obscene Material (35-49-3-1)	0	0	0	0

LEVEL III (Cont.)	NUMBER OF JUVENILES			
	This Month		This Calendar Year	
	Female	Male	Female	Male
Stalking (35-45-10-5)	0	0	0	0
Synthetic Drug (35-48-4-11.5)	0	0	0	0
Theft (35-43-4-2)	0	1	1	3
Torture or Mutilation of Animal (35-46-3-12)	0	0	0	0
Trafficking with an Inmate (35-44-3-9)	0	0	0	0
Unauthorized Possession of Prescription Form (35-48-4-14)	0	0	0	0
Unlawful Entry of Motor Vehicle (35-43-4-2.7)	0	0	0	0
Voyeurism (35-45-4-5)	0	0	0	0
Welfare Fraud (35-43-5-7)	0	0	0	0
<b>Sub-Total</b>	<b>2</b>	<b>7</b>	<b>6</b>	<b>18</b>
<b>LEVEL IV</b>				
Absence From Home Detention (35-38-2.5-10)	0	0	0	0
Accident/Failure to Stop (9-26-1-8)	0	0	0	0
Assisting a Criminal (35-44-3-2)	0	0	0	0
Beats Vertebrate Animal (35-46-3-12)	0	0	0	0
Check Deception (35-43-5-5)	0	0	0	0
Common Nuisance (35-48-4-13)	0	0	0	0
Computer Trespassing (35-43-2-3)	0	0	0	0
Counterfeiting Auto Registration (9-18-2-42)	0	0	0	0
Counterfeiting a Driver's License (9-24-18-7)	0	0	0	0
Curfew Violation (31-37-2-5)	0	0	0	0
Deception (35-43-5-3)	0	0	0	0
Disorderly Conduct (35-45-1-3)	0	0	0	0
Dissemination of Material Harmful to Minor (35-49-3-3)	0	0	0	0
Driving with Suspended License (9-24-19-2)	0	0	0	0
Exploitation of Dependent/Endangered Adult (35-46-1-12)	0	0	0	0
Failure to Appear (35-44-3-6)	0	0	0	0
Failure to Disclose Recruitment (35-46-4-4)	0	0	0	0
Failure to Respond to Summons (35-44-3-6.5)	0	0	0	0
False Auto Registration (9-18-2-44)	0	0	0	0
False Identity Statement (35-44-2-6)	0	0	0	0
False Informing (35-44-2-2)	0	0	0	0
Flag Desecration (35-45-1-4)	0	0	0	0
Glue Sniffing (35-46-6-2)	0	0	0	0
Habitual Disobedience of Parent, Guardian, or Custodian (Incorrigible) (31-37-2-4)	0	0	0	0
Harassment (35-45-2-2)	0	0	0	0
Home Improvement Fraud (35-43-6-12)	0	0	0	0
Illegal Consumption of Alcohol (7.1-5-7-7)	0	0	0	0
Illegal Possession of Alcohol (7.1-5-7-7)	0	0	0	0
Impairment of ID Number (35-43-7-4)	0	0	0	0
Interference with Custody (35-42-3-4)	0	0	0	0
Interfering with Law Enforcement Animal (35-46-3-11)	0	0	0	0
Invasion of Privacy (35-46-1-15.1)	0	0	0	0
Leaving Home w/o Permission of Parent, Guardian or Custodian (Runaway) (31-37-2-2)	0	0	0	0
Nitrous Oxide Distribution (35-46-6-3)	0	0	0	0
Obscene Performance (35-49-3-1)	0	0	0	0
Obstructing Medical Emergency (35-44-3-8.5)	0	0	0	0
Obstructing Traffic (35-42-2-4)	0	0	0	0
Operating Vehicle While Intoxicated (9-30-5-2)	0	0	0	0
Operating Vehicle While Intoxicated/Cntrl'd Sub (9-30-5-1)	0	0	0	0
Operating Vehicle w/o License (9-24-18-1)	0	0	0	0
Operating Vehicle w/o Proof of Financial (9-25-8-2)	0	0	0	0
Operating Vehicle w/o Registration/Plates (9-18-2-43)	0	0	0	0
Possession of Marijuana, Hash Oil, or Hashish (35-48-4-11)	0	1	0	2
Possession of Paraphernalia (35-48-4-8.3)	0	0	0	0
Possession of Substance Represented to be a Controlled Substance (35-48-4-4.6)	0	0	0	0
Possession, Purchase, Accepting Tobacco (35-46-1-10.5)	0	0	0	0
Probation Violation	0	0	0	0
Public Intoxication (7.1-5-1-3)	0	0	0	0
Receiving Unidentified Property (35-43-7-5)	0	0	0	0
Reckless Driving (9-21-8-52)	0	0	0	0
Refusal to Aid Officer (35-44-3-7)	0	0	0	0

LEVEL IV (cont'd)	NUMBER OF JUVENILES				
	This Month		This Calendar Year		
	Female	Male	Female	Male	
Refusal to Identify Self (34-28-5-3.5)	0	0	0	0	
Selling, Distributing, Exhibiting Obscene Material (35-49-3-1)	0	0	0	0	
Synthetic Drug	0	0	0	0	
Torture, Kill, Mutilate an Animal (35-46-3-12)	0	0	0	0	
Unauthorized Possession of Prescription (35-48-4-14)	0	0	0	0	
Unlawful Entry of Motor Vehicle (35-43-4-2.7)	0	0	0	0	
Unlawful Gambling (35-45-5-2)	0	0	0	0	
Unlawful Use of Railroad Right of Way (8-3-15-3)	0	0	0	0	
Vending Machine Vandalism (35-43-4-7)	0	0	0	0	
Violation Home Detention	0	0	0	0	
Violation Suspended Commitment to DOC	0	0	0	0	
Violation of Compulsory School Attendance Law (Truancy) (31-37-2-3)	0	0	0	0	
Voyeurism (35-45-4-5)	0	0	0	0	
Welfare Fraud (35-45-5-7)	0	0	0	0	
	<b>Sub-Total</b>	<b>0</b>	<b>1</b>	<b>0</b>	<b>2</b>
	<b>GRAND TOTAL NUMBER OF JUVENILES</b>	<b>3</b>	<b>35</b>	<b>11</b>	<b>74</b>

**Indiana Department of Correction**  
**Table 18**  
**Juvenile Female New Commitments**

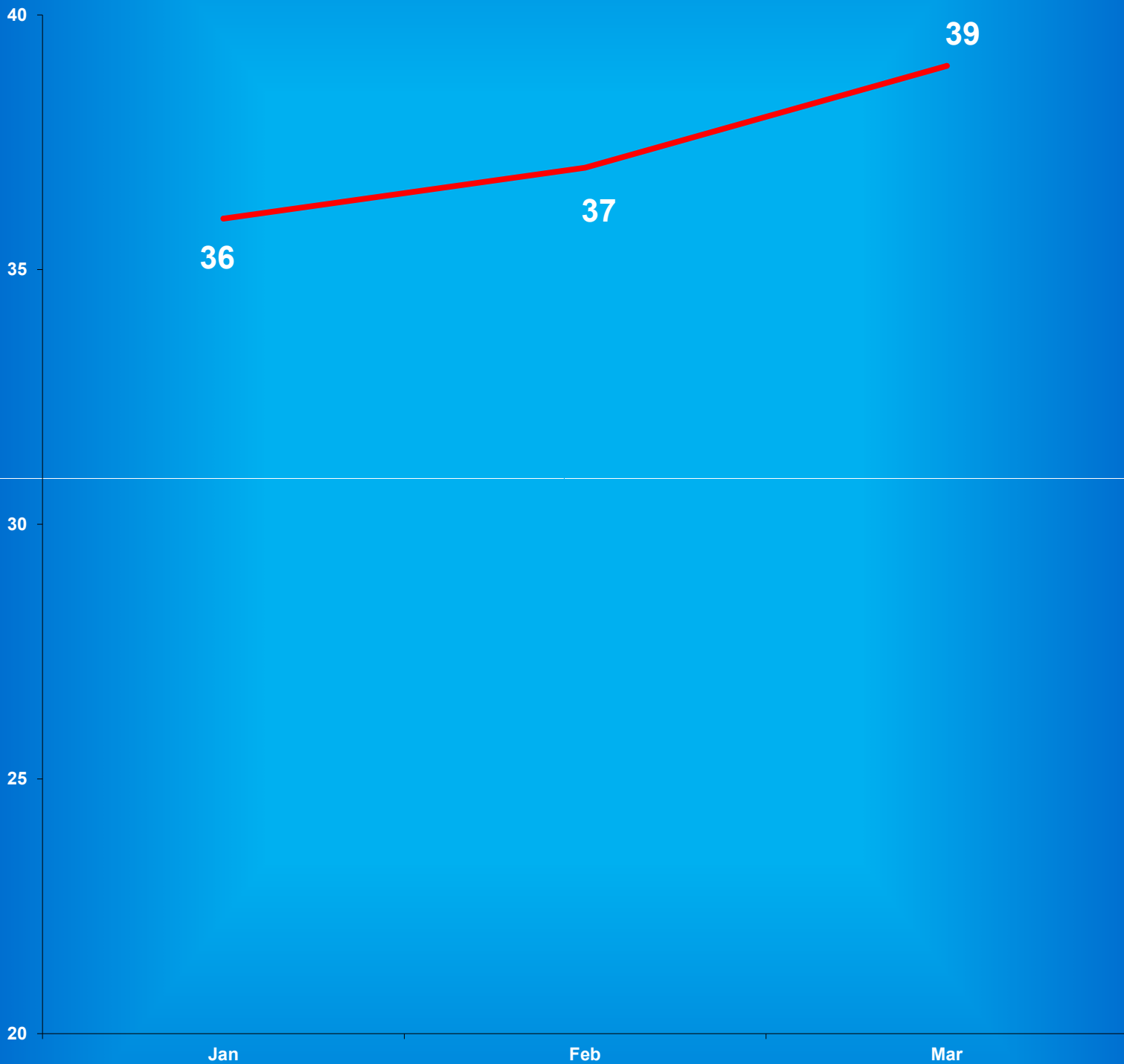
<u>Month</u>	<u>2017</u>	<u>2018</u>	<u>2019</u>	<u>2020</u>	<u>2021</u>	<u>2022</u>
January	2	3	10	3	4	2
February	5	8	4	5	0	6
March	6	4	7	3	1	3
April	2	7	3	5	3	
May	6	8	8	5	6	
June	7	2	3	4	6	
July	8	12	9	3	3	
August	5	4	2	1	5	
September	8	8	4	4	3	
October	6	5	6	2	2	
November	7	8	2	5	3	
December	<u>12</u>	<u>8</u>	<u>5</u>	<u>3</u>	<u>3</u>	
<b>TOTALS</b>	<b>74</b>	<b>77</b>	<b>63</b>	<b>43</b>	<b>39</b>	

Source: SAS - mnthadm4.pgm

# Indiana Department of Correction

## Graph G

### Average Daily Juvenile Female Offender Populations Calendar Year 2022





**Indiana Department of Correction**  
**Table 19**  
**Juvenile Male New Commitments**

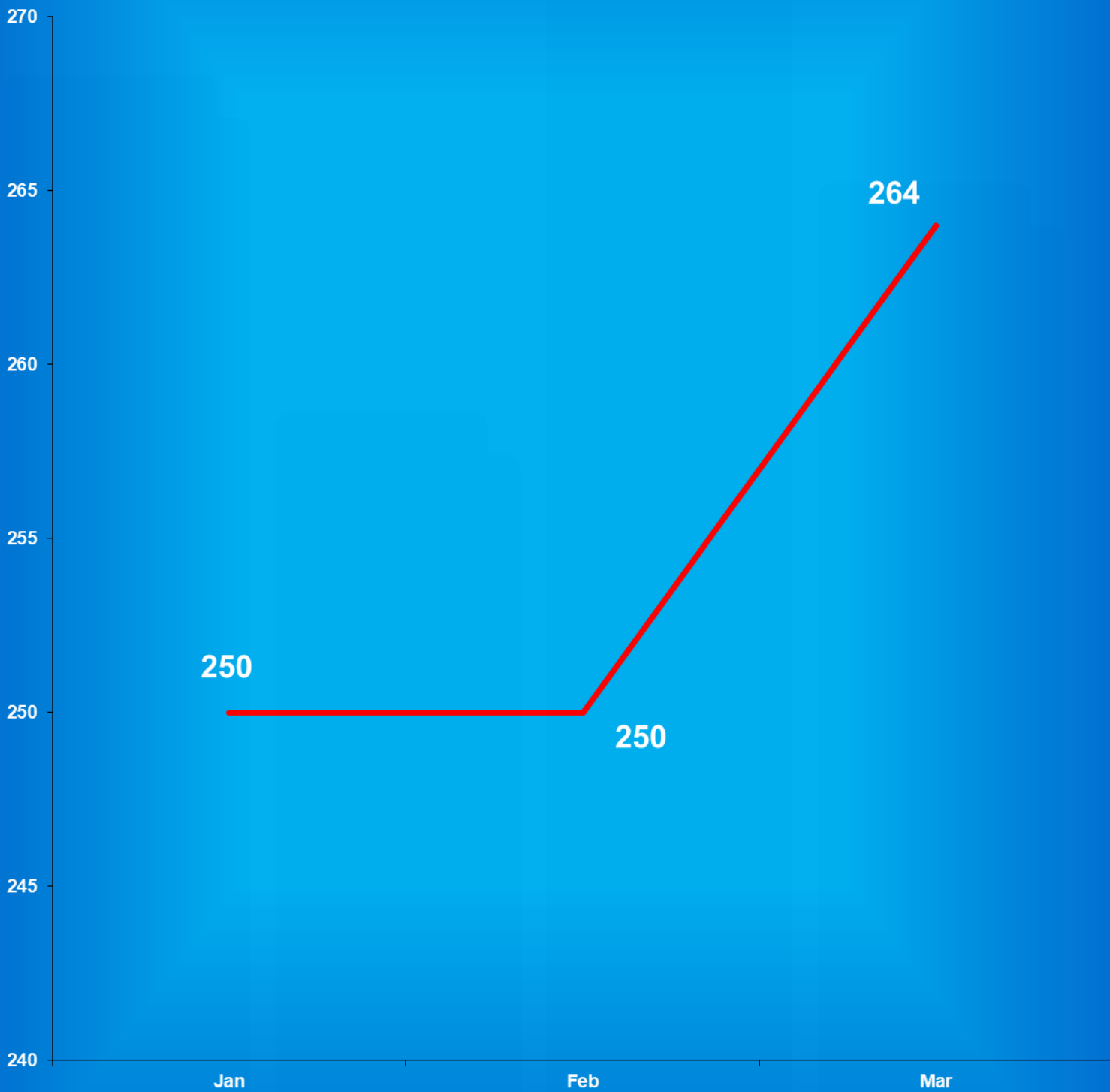
<u>Month</u>	<u>2017</u>	<u>2018</u>	<u>2019</u>	<u>2020</u>	<u>2021</u>	<u>2022</u>
January	26	46	36	28	6	23
February	26	38	36	21	16	17
March	36	33	17	32	28	34
April	45	27	24	17	22	
May	35	42	30	11	23	
June	48	29	27	14	23	
July	40	29	47	17	21	
August	48	28	37	15	15	
September	43	41	23	20	23	
October	39	24	34	17	9	
November	48	34	26	19	22	
December	<u>34</u>	<u>52</u>	<u>23</u>	<u>20</u>	<u>28</u>	
<b>TOTALS</b>	<b>468</b>	<b>423</b>	<b>360</b>	<b>231</b>	<b>236</b>	

Source: SAS - mnthadm4.pgm

# Indiana Department of Correction

## Graph H

### Average Daily Juvenile Male Offender Populations Calendar Year 2022





**Indiana Department of Correction**  
**Table 20**  
**Juvenile Parole Caseload on April 01, 2022**

<u>Juvenile Reintegration Districts</u>	<b>Indiana Parolees</b>		<b>Other Jurisdiction</b>		<u>Total</u>
	<u>Juvenile Male</u>	<u>Juvenile Female</u>	<u>Juvenile Male</u>	<u>Juvenile Female</u>	
<i>Interstate Compact (RD0)*</i>	6	0	6	0	<i>12</i>
			<u>District Supervision Breakdown</u> as follows:		
Re-Entry Parole (PD1)	0	1	0	0	<i>1</i>
Fort Wayne (PD2)	6	1	1	0	<i>8</i>
Indianapolis (PD3)	5	0	4	0	<i>9</i>
Evansville (P4A)	3	0	0	0	<i>3</i>
Terre Haute (P4B)	2	0	0	0	<i>2</i>
Bloomington (PD5)	0	0	1	0	<i>1</i>
Gary (PD6)	0	0	0	0	<i>0</i>
New Castle (PD7)	3	0	0	0	<i>3</i>
South Bend (PD8)	1	0	0	0	<i>1</i>
Madison (PD9)	2	0	0	0	<i>2</i>
<b>Total</b>	<b>28</b>	<b>2</b>	<b>12</b>	<b>0</b>	<b>42</b>

**Total Juvenile Parole Population on the First Day of Each Month**

<u>Calendar Year 2022</u>	<b>Indiana Parolees</b>		<b>Other Jurisdiction</b>		<u>Total</u>
	<u>Juvenile Male</u>	<u>Juvenile Female</u>	<u>Juvenile Male</u>	<u>Juvenile Female</u>	
January	30	1	6	0	<i>37</i>
February	33	1	9	0	<i>43</i>
March	28	2	12	0	<i>42</i>

*\* Includes Indiana parolees who are serving their parole in another state, as well as offenders from other States being supervised in Indiana (Interstate Compact)*

Sources:  
Parole Division  
SAS - juvparl2.pgm

**Indiana Department of Correction  
Indiana Government Center South, Room E334  
302 W. Washington Street  
Indianapolis, IN 46204**

**Prepared by:  
Scott Haskett, Data Analyst  
[CHaskett2@idoc.in.gov](mailto:CHaskett2@idoc.in.gov)**

**This report and previous reports may be found at:**

**<http://www.in.gov/idoc/2376.htm>**



# CHANGING LIVES

The logo for the Indiana Department of Correction is circular, featuring a central torch and the words "EMPLOYEES", "EFFICIENCY", and "EFFECTIVENESS". The outer ring contains the text "INDIANA DEPARTMENT OF CORRECTION". To the right of the logo is a blue silhouette of the state of Indiana.

The Indiana Department of Correction advances public safety and successful re-entry through dynamic supervision, programming, and partnerships.