


Indiana Department of Correction

Division of Data Science and Analytics



Offender Population Statistical Report

- JANUARY 2022 -

Rob Carter, Commissioner

**Indiana Department of Correction
Indiana Government Center South, Room E334
302 W. Washington Street
Indianapolis, IN 46204**

**Prepared by:
Scott Haskett, Data Analyst
CHaskett2@idoc.in.gov**

This report and previous reports may be found at:

<http://www.in.gov/idoc/2376.htm>



Definitions

For this report, the following definitions apply:

Admission – The means by which an offender enters the custody or jurisdiction of the Indiana Department of Correction. For this report, except for the return of an escapee, this does not include a return from a temporary absence.

Average Daily Population – The sum of the daily beginning counts for a month, divided by that month's number of daily beginning counts.

Beginning Count – The number of offenders physically present at the beginning of the day (ie, 0000:01 hours).

Class A Felony – An offense whereby a person convicted of this felony shall be imprisoned for a fixed term of thirty years, with not more than twenty years added for aggravating circumstances, or not more than ten years subtracted for mitigating circumstances.

Class B Felony – An offense whereby a person convicted of this felony shall be imprisoned for a fixed term of ten years, with not more than ten years added for aggravating circumstances, or not more than four years subtracted for mitigating circumstances.

Class C Felony – An offense whereby a person convicted of this felony shall be imprisoned for a fixed term of four years, with not more than four years added for aggravating circumstances, or not more than two years subtracted for mitigating circumstances.

Class D Felony – An offense whereby a person convicted of this felony shall be imprisoned for a fixed term of one and one-half years, with not more than one and one-half years added for aggravating circumstances, or not more than one year subtracted for mitigating circumstances.

Class 1 Felony – An offense whereby a person convicted of this felony shall be imprisoned with a sentence range of 20-40 years, with not more than twenty years added as a habitual offender enhancement.

Class 2 Felony – An offense whereby a person convicted of this felony shall be imprisoned with a sentence range of 10-30 years, with not more than twenty years added as a habitual offender enhancement.

Class 3 Felony – An offense whereby a person convicted of this felony shall be imprisoned with a sentence range of 3-16 years, with not more than twenty years added as a habitual offender enhancement.

Class 4 Felony – An offense whereby a person convicted of this felony shall be imprisoned with a sentence range of 2-12 years, with not more than twenty years added as a habitual offender enhancement.

Class 5 Felony – An offense whereby a person convicted of this felony shall be imprisoned with a sentence range of 1-6 years, with not more than six years added as a habitual offender enhancement.

Class 6 Felony – An offense whereby a person convicted of this felony shall be imprisoned with a sentence range of 0.5-2.5 years, with not more than six years added as a habitual offender enhancement.

Contracted Beds - Those offenders who have been committed to the Indiana Department of Correction but are housed in a local work release facility under contract of a 3rd party provider.

County Jail "Back-ups" (Jail Bed Count) – Those offenders who have been committed to the Indiana Department of Correction but are housed in a county jail until they can be transferred to a Department of Correction intake facility. The county receives \$35.00 per day, per offender, to house these offenders.

Ending Count – The number of offenders physically present at the end of the day (i.e., 2400:00 hours).

Felon – A person convicted in any jurisdiction who might have been imprisoned for more than one year.

Murder - An offense whereby a person convicted of this felony shall be imprisoned for a fixed term of fifty-five years, with not more than ten years added for aggravating circumstances, or not more than ten years subtracted for mitigating circumstances.

Definitions Continued

Operational Capacity – The total bed capacity of the facility. The capacity of a facility is the number of beds authorized for safe and efficient operation of the facility.

Pre-Dispositional – An individual ordered by the Court to the Indiana Department of Correction for evaluation prior to sentencing.

Release – The means by which an offender leaves the custody or jurisdiction of the Indiana Department of Correction. For this report, except for an escape, this does not include a temporary absence.

Safekeeper – An individual whom the Court has determined to be in imminent danger of serious bodily injury or death, or who represents a substantial threat to the safety of others, and whom the Court has ordered to the Indiana Department of Correction for custody and security control.

Maximum Level Facilities – Maximum security facilities have very restrictive security measures and housing is celled space.

Medium Level Facilities – Medium security facilities have moderate degree of security measures and housing consists of dormitories and celled space.

Minimum Level Facilities – Minimum Security Facilities have the least restrictive security measures and housing is dormitory style. Also included as minimum security are work release program offenders who leave the facility for outside employment but return nightly.

Intake Facilities – Intake facilities are designated to receive newly committed adult offenders. During the intake process each offender is evaluated through interviews, reports and diagnostic tests. This evaluation forms the basis of the offenders' facility and program assignment.

Secure Housing Units – Denotes maximum control with the most restrictive security measures in place.

Vacancy – The number of beds available for assignment.

Juvenile Diagnostic/Walkthrough – A Juvenile court can order a youth to the Department of Correction to be temporarily committed for not more than 14 days (excluding Saturdays, Sundays, and Legal holidays) for the purpose of an evaluation. The youth must be adjudicated delinquent, and the order must be prior to disposition. The department will send a report to the court of the written findings.

Indiana Department of Correction Population Summary

- There were 21,513 adult male offenders (including 931 county jail “back-ups” and 52 in contracted beds) on February 01, 2022. This population is 10% below operational bed capacity for general population.
- There were 2,141 adult female offenders (including 103 county jail “back-ups” and 36 in contracted beds) on February 01, 2022. This population is 21% below the operational bed capacity.
- There were 248 juvenile male offenders in the Department’s facilities on February 01, 2022. This population is 55% below the operational bed capacity.
- There were 37 juvenile female offenders in the Department’s facilities on February 01, 2022. This population is 38% below the operational bed capacity.
- There were 5,478 adult males on parole in Indiana (4,958 Indiana parolees and 520 other jurisdiction parolees) on February 01, 2022.
- There were 557 adult females on parole in Indiana (494 Indiana parolees and 63 other jurisdiction parolees) on February 01, 2022.
- There were 544 adults admitted to IDOC (459 males and 85 females) and 726 adults released from IDOC (620 males and 106 females) in January 2022.
- There were 25 juveniles admitted to IDOC (23 males and 2 females) and 25 juveniles released from IDOC (22 males and 3 females) in January 2022.

**Indiana Department of Correction
Human Resource Report**

January 30, 2022

ADULT FACILITIES

Facility	Total Staff*	Custody Staff	Non-Custody	Vacancies	Hires - Rehires	Retired - Terminated	Inter-Agency		Contract/Vendor		
							In	Out	Aramark	Health	Education
Branchville Correctional Facility	241	170	71	33	2	10	0	0	5	29	3
Chain O'Lakes Correctional Facility	30	22	8	3	0	1	1	1	5	3	0
Correctional Industrial Facility	252	182	70	115	1	6	0	0	13	22	2
Edinburgh Correctional Facility	65	50	15	9	1	2	0	0	5	5	1
Indiana State Prison/Lakeside	402	312	90	168	14	12	2	0	14	38	1
Indiana Women's Prison	159	115	44	34	5	7	0	0	8	21	3
Madison Correctional Facility	176	123	53	39	4	7	1	1	7	26	2
Miami Correctional Facility	359	256	103	225	20	16	1	1	22	40	6
New Castle Correctional Facility**	242	170	72	181	1	0	0	0	24	57	6
Pendleton Correctional Facility	355	232	123	168	11	5	0	0	14	46	2
Plainfield Correctional Facility	310	225	85	85	9	12	1	0	19	34	3
Putnamville Correctional Facility	371	262	109	152	12	11	1	0	18	36	6
Reception-Diagnostic Center	200	155	45	47	3	6	3	0	0	32	0
Rockville Correctional Facility	223	160	63	43	4	4	0	0	13	39	2
South Bend Comm. Re-Entry Center	38	25	13	4	0	0	0	0	5	2	0
Heritage Trail DOC Staff	46	24	22	24	0	0	0	0	0	11	2
Heritage Trail GEO Staff**	53	28	25	31	0	0	0	0	0	11	0
Wabash Valley Correctional Facility	551	435	116	95	8	18	0	0	20	56	3
Westville Correctional Facility	605	458	147	165	11	16	1	0	21	58	6
Total	4,678	3,404	1,274	1,621	106	133	11	3	213	566	48

JUVENILE FACILITIES

Facility	Total Staff*	Custody Staff	Non-Custody	Vacancies	Hires - Rehires	Retired - Terminated	Inter-Agency		Contract/Vendor		
							In	Out	Aramark	Health	Education
LaPorte/Camp Summit	51	38	13	13	1	2	0	0	4	6	4
Logansport Intake/North Central	155	102	53	32	8	3	0	0	7	13	12
Pendleton Juvenile Correctional	220	148	72	72	6	5	0	0	6	16	22
Total	426	288	138	117	15	10	0	0	17	35	38

ADMINISTRATIVE

Central Office***	Total	558	185	373	88	4	4	1	1	0	34	2
-------------------	--------------	------------	------------	------------	-----------	----------	----------	----------	----------	----------	-----------	----------

TOTALS

STATE EMPLOYEE TOTAL	5,367	3,679	1,688	1,614	124	147	12	4	0	0	0
CONTRACT EMPLOYEE TOTAL	1,247	198	1,049	212	0	0	0	0	230	635	88
GRAND TOTAL	6,614	3,877	2,737	1,826	125	147	12	4	230	635	88

* Total Active Staff does not include those on disability, suspension, or leave with pay.

** New Castle Correctional Facility and Heritage Trail are privately contracted institutions. Their hire/rehire and termination/reire data is not provided to DOC.

*** Includes Technology Services Division, PEN Products, Staff Development and Training, and the Parole Division (counted as Custody Staff)

NOTE: Health numbers same as last month due to system issues with generating new report.

Note: Total staff, custody staff, non-custody staff, and vacancy data are as of the end of the month.

Hires and re-hires, retirements and terminations, intra-agency transfer in and transfer out are the total number of actions for the month.

Source: DOC Human Resource



Offender Statistics



Indiana Department of Correction
Table 1
Offender Population & Vacancy Numbers, by Facility Security Level
February 1, 2022

Minimum Security - Adult MALE

	January Ending Count	General Population Vacancies	Programs & Treatment Vacancies	Restricted Housing & Infirmery Vacancies	Down Beds	Held Beds
Chain O'Lakes	77	24	0	0	0	1
Edinburgh	256	87	0	0	0	1
Miami - MCA	110	94	0	0	0	0
New Castle - NCA	134	68	0	0	0	2
Pendleton - IRO	0	220	0	0	0	0
Westville - WCA	345	8	23	0	2	1
Wabash Valley - WVA	115	82	0	0	0	1
Total	1,037	583	23	0	2	6

Re-Entry & Work Release - Adult MALE

Bartholomew Co. Re-Entry	3	17	0	0	0	0
Chain O'Lakes Re-Entry	33	5	0	0	0	0
Lake Co. Re-Entry/M	2	8	0	0	0	0
South Bend Re-Entry	153	48	0	0	0	0
VOA/Hope Hall Re-Entry	23	17	0	0	0	0
Starke Co. PI - TC	24	0	24	0	0	0
Total	238	95	24	0	0	0

Medium Security - Adult MALE

	January Ending Count	General Population Vacancies	Programs & Treatment Vacancies	Restricted Housing & Infirmery Vacancies	Down Beds	Held Beds
Branchville	1,118	264	148	3	0	0
Correctional Industrial	1,223	28	7	4	229	4
Indiana State Prison ISO	177	207	0	0	0	1
Plainfield	1,337	136	48	37	70	5
Putnamville	1,872	221	93	9	324	0
Heritage Trail	814	68	0	0	28	6
Westville	2,408	272	53	56	92	32
New Castle	2,285	37	59	22	1	27
Total	11,234	1,233	408	131	744	75

Table 1 (Cont.)

Maximum Security - Adult MALE						
--------------------------------------	--	--	--	--	--	--

	January Ending Count	General Population Vacancies	Programs & Treatment Vacancies	Restricted Housing & Infirmery Vacancies	Down Beds	Held Beds
Miami	1,592	245	3	2	1,138	4
Indiana State Prison	1,942	62	23	21	7	22
Pendleton	1,294	25	7	46	92	10
Pendleton Treatment Unit	156	0	92	0	12	0
ISR Secure Housing Unit	56	0	0	10	2	1
New Castle Annex	386	51	0	41	7	1
New Castle Mental Health	111	0	15	0	1	1
WCU Secure Housing Unit	124	0	0	12	2	0
Wabash Valley	1,686	32	38	24	10	12
WVS Secure Housing Unit	200	0	0	9	5	2
Reception Diag. Center	526	149	0	0	20	0
Total	8,073	564	178	165	1,296	53

Minumum Security & Re-Entry - Adult FEMALE						
---	--	--	--	--	--	--

	January Ending Count	General Population Vacancies	Programs & Treatment Vacancies	Restricted Housing & Infirmery Vacancies	Down Beds	Held Beds
Madison	466	382	0	0	0	0
Jefferson Co. Re-Entry	48	34	0	0	0	0
Crane House	36	8	0	0	0	1
Total	550	424	0	0	0	1

Medium Security - Adult FEMALE						
---------------------------------------	--	--	--	--	--	--

Rockville	890	40	130	11	135	0
Total	890	40	130	11	135	0

Maximum Security - Adult FEMALE						
--	--	--	--	--	--	--

Women's Prison	491	147	82	6	0	1
Rockville Intake	107	105	0	0	0	0
Total	598	252	82	6	0	1

JAIL BED COUNT						
-----------------------	--	--	--	--	--	--

Adult Male	931	N/A	N/A	N/A	N/A	N/A
Adult Female	<u>103</u>	<u>N/A</u>	<u>N/A</u>	<u>N/A</u>	<u>N/A</u>	<u>N/A</u>
Total	1,034					

Table 1 (Cont.)

JUVENILE OFFENDERS

Juvenile Male

	January Ending Count	General Population Vacancies	Programs & Treatment Vacancies	Restricted Housing & Infirmery Vacancies	Down Beds	Held Beds
North Central Juvenile Correctional Facility	114	57	0	0	0	3
Pendleton Juvenile Correctional Facility	134	242	0	11	0	4
Total	248	299	0	11	0	7

Juvenile Female

LaPorte Juvenile Correctional Facility	37	23	0	2	0	0
--	----	----	---	---	---	---

TOTALS

	January Ending Count	General Population Vacancies	Programs & Treatment Vacancies	Restricted Housing & Infirmery Vacancies	Down Beds	Held Beds
GRAND TOTAL FOR ALL ADULT MALES (Includes Jail Bed Count and Contracted Beds)	21,513	2,475	633	296	2,042	134
TOTAL FOR ADULT MALES IDOC FACILITIES ONLY	20,530	2,433	609	296	2,042	134
GRAND TOTAL FOR ALL ADULT FEMALES (Includes Jail Bed Count and Contracted Beds)	2,141	716	212	17	135	2
TOTAL FOR ADULT FEMALES IDOC FACILITIES ONLY	2,002	674	212	17	135	1
TOTAL FOR JUVENILE MALES	248	299	0	11	0	7
TOTAL FOR JUVENILE FEMALES	37	23	0	2	0	0
GRAND TOTAL FOR THE DEPARTMENT (Includes Jail Bed Count and Contracted Beds)	23,939	3,513	845	326	2,177	143
GRAND TOTAL FOR THE DEPARTMENT (Excludes Jail Bed Count and Contracted Beds)	22,817	3,429	821	326	2,177	142

Sources: Planning Division Facility Body Count Report
 Planning Division Juvenile Daily Count Report
 OIS - Jail Bed Count
 Operational Support Services - Vacancy Report

Indiana Department of Correction
Table 2
Operational Capacity Compared to Population, by Facility
February 1, 2022

Minimum Security - Adult MALE					
	December Operational Capacity	January Operational Capacity	January Adjusted Operational Capacity*	January Ending Count	Percent +/- Capacity
Chain O'Lakes	102	102	101	77	-24%
Edinburgh	344	344	343	256	-25%
Miami - MCA	204	204	204	110	-46%
New Castle - NCA	204	204	202	134	-34%
Pendleton - IRO	220	220	220	0	-100%
Westville - WCA	379	379	353	345	-2%
Wabash Valley - WVA	<u>198</u>	<u>198</u>	<u>197</u>	115	<u>-42%</u>
Total	1,651	1,651	1,620	1,037	-36%

Re-Entry & Work Release - Adult MALE					
Bartholomew Co. Re-Entry	20	20	40	3	-93%
Chain O'Lakes Re-Entry	38	38	38	33	-13%
Lake Co. Re-Entry/M	10	10	10	2	-80%
South Bend Re-Entry	201	201	201	153	-24%
VOA/Hope Hall Re-Entry	40	40	40	23	-43%
Starke Co. PI - TC	<u>48</u>	<u>48</u>	24	24	0
Total	357	357	353	238	-33%

Medium Security - Adult MALE					
Branchville	1,533	1,533	1,382	1,118	-19%
Correctional Industrial	1,495	1,495	1,251	1,223	-2%
Indiana State Prison ISO	385	385	384	177	-54%
Plainfield	1,597	1,633	1,473	1,337	-9%
Putnamville	2,519	2,519	2,093	1,872	-11%
Heritage Trail	916	916	882	814	-8%
Westville	2,913	2,913	2,680	2,408	-10%
New Castle	2,431	2,431	2,322	2,285	-2%
Total	13,789	13,825	12,467	11,234	-10%

Table 2 (Cont.)

Maximum Security - Adult MALE					
	December Operational Capacity	January Operational Capacity	January Adjusted Operational Capacity*	January Ending Count	Percent +/- Capacity
Miami	2,984	2,984	1,773	1,592	-10%
Indiana State Prison	2,077	2,077	1,991	1,942	-2%
Pendleton	1,474	1,474	1,319	1,294	-2%
Pendleton Treatment Unit	260	260	156	156	0%
ISR Secure Housing Unit	69	69	56	56	0%
New Castle Annex	486	486	437	386	-12%
New Castle Mental Health	128	128	111	111	0%
WCU Secure Housing Unit	138	138	124	124	0%
Wabash Valley	1,802	1,802	1,718	1,686	-2%
WVS Secure Housing Unit	216	216	200	200	0%
Reception Diag. Center	<u>695</u>	<u>695</u>	<u>526</u>	526	<u>0%</u>
Total	10,329	10,329	8,411	8,073	-4%

Minumum Security & Re-Entry - Adult FEMALE					
Madison	848	848	848	466	-45%
Jefferson Co. Re-Entry	82	82	82	48	-41%
Crane House	45	45	44	36	-18%
Total	975	975	974	550	-44%

Medium Security - Adult FEMALE					
Rockville	<u>1,206</u>	<u>1,206</u>	<u>930</u>	<u>890</u>	-4%
Total	1,206	1,206	930	890	-4%

Maximum Security - Adult FEMALE					
Women's Prison	727	727	596	491	-18%
Rockville Intake	<u>212</u>	<u>212</u>	<u>107</u>	107	<u>0%</u>
Total	939	939	703	598	-15%

JAIL BED COUNT**					
Adult Male	904	931	931	931	0%
Adult Female	70	<u>103</u>	<u>103</u>	<u>103</u>	<u>0%</u>
Total	974	1,034	1,034	1,034	0%

JUVENILE OFFENDERS					
	Juvenile Male				
North Central Juvenile Correctional Facility	174	174	171	114	-33%
Pendleton Juvenile Correctional Facility	<u>391</u>	<u>391</u>	<u>376</u>	<u>134</u>	<u>-64%</u>
Total	565	565	547	248	-55%

Table 2 (Cont.)

Juvenile Female

	December Operational Capacity	January Operational Capacity	January Adjusted Operational Capacity*	January Ending Count	Percent +/- Capacity
LaPorte Juvenile Correctional Facility	62	62	60	37	-38%

TOTALS					
	December Operational Capacity	January Operational Capacity	January Adjusted Operational Capacity*	January Ending Count	Percent +/- Capacity
GRAND TOTAL FOR ALL ADULT MALES (Includes Jail Bed Count and Contracted Beds)	27,030	27,093	23,782	21,513	-10%
TOTAL FOR ADULT MALES IDOC FACILITIES ONLY	26,008	26,044	22,737	20,530	-10%
GRAND TOTAL FOR ALL ADULT FEMALES (Includes Jail Bed Count and Contracted Beds)	3,190	3,223	2,710	2,141	-21%
TOTAL FOR ADULT FEMALES IDOC FACILITIES ONLY	3,075	3,075	2,563	2,002	-22%
TOTAL FOR JUVENILE MALES	565	565	547	248	-55%
TOTAL FOR JUVENILE FEMALES	62	62	60	37	-38%
GRAND TOTAL FOR THE DEPARTMENT (Includes Jail Bed Count** and Contracted Beds)	30,847	30,943	27,099	23,939	-12%
GRAND TOTAL FOR THE DEPARTMENT (Excludes Jail Bed Count and Contracted Beds)	29,710	29,746	25,907	22,817	-12%

*Adjusted Operational Capacity includes Intake Beds and excludes Down, Held, and Segregation/Infirmary, and Program/Treatment Hold Beds.

**Jail Bed Counts - IDOC offender Jail Bed holding is demand-based, therefore Jail Bed Percent Capacity is always 0%. Jail Bed Operational Capacity is determined by each county's availability and fluctuates from month to month.

Sources: Planning Division Facility Body Count Report
 Planning Division Juvenile Daily Count Report
 OIS - Jail Bed Count
 Operational Support Services - Vacancy Report

Indiana Department of Correction
Table 3
Facility Population on the First Day of Each Month
(Excludes County Jail "Back-ups" & Contracted Beds)

	Adult	Adult	Juvenile	Juvenile	
<u>2021</u>	<u>Male</u>	<u>Female</u>	<u>Male</u>	<u>Female</u>	<u>Total</u>
January	21,465	2,161	223	36	23,885
February	21,448	2,197	207	37	23,889
March	21,442	2,176	208	36	23,862
April	21,472	2,179	223	34	23,908
May	21,310	2,127	222	30	23,689
June	21,278	2,123	230	32	23,663
July	21,234	2,120	228	33	23,615
August	21,234	2,094	235	32	23,595
September	21,166	2,105	226	36	23,533
October	21,159	2,079	243	38	23,519
November	21,096	2,050	234	38	23,418
December	20,886	2,054	239	36	23,215
<u>2022</u>	<u>Male</u>	<u>Female</u>	<u>Male</u>	<u>Female</u>	<u>Total</u>
January	20,752	2,067	241	37	23,097
February	20,530	2,002	248	37	22,817

Source: Research Division Juvenile Daily Count Report

Indiana Department of Correction
Table 4
Parole Caseload on February 4th, 2022

<u>Parole District</u>	Indiana Parolees		Other Jurisdiction		<u>Total</u>
	<u>Adult Male</u>	<u>Adult Female</u>	<u>Adult Male</u>	<u>Adult Female</u>	
<i>Interstate Compact (PD0)*</i>	272	17	520	63	872
	<u>District Supervision Breakdown as follows:</u>				
Re-Entry Parole (PD1)	284	39	40	4	367
Fort Wayne (PD2)	632	67	51	4	754
Indianapolis (PD3)	1012	68	85	12	1,177
Evansville (P4A)	442	43	43	5	533
Terre Haute (P4B)	393	38	25	7	463
Bloomington (PD5)	302	40	34	5	381
Gary (PD6)	370	21	88	7	486
New Castle (PD7)	605	95	44	8	752
South Bend (PD8)	636	52	63	6	757
Madison (PD9)	282	31	47	5	365
Total	5,230	511	520	63	6,324

Total Parole Population on the First Day of Each Month

<u>Calendar Year 2022</u>	Indiana Parolees		Other Jurisdiction		<u>Total</u>
	<u>Adult Male</u>	<u>Adult Female</u>	<u>Adult Male</u>	<u>Adult Female</u>	
January	5,230	511	520	63	6,324

* Includes Indiana parolees who are serving their parole in another state, as well as offenders from other States being supervised in Indiana (Interstate Compact)

Sources: Juvenile Services
Parole Division



Adult Offender Statistics



Indiana Department of Correction
Table 5
Monthly Admissions and Releases- Adult Offenders
(Includes County Jail "Back-ups" & Contracted Beds)
January 2022

Admissions	Male	Female	Total
New Commitments	234	41	275
Parole Violators - New Commits	12	1	13
Parole Violators - Technical	28	5	33
Unsentenced (Safekeepers)	2	0	2
Return from Esc - Sec/NonSec Facility	0	0	0
Return from Escape - Non-Secure Facility	0	0	0
Return from Escape - CTP Absconds	0	0	0
Court Supervision Violators - New Commits	73	10	83
Court Supervision Violators - Technical	104	28	132
Return from CTP - New Commits	0	0	0
Return from CTP - Technical	6	0	6
Unknown (Missing Data)	0	0	0
Total Admissions	459	85	544

Releases	Male	Female	Total
Parole	250	31	281
Probation	207	44	251
Escape Secure Facility	0	0	0
Walk-Away - Non-Secure Facility	0	0	0
Discharged	74	12	86
Unsentenced Discharged	0	0	0
Other (i.e. Death)	5	2	7
Community Transition Program (CTP)	84	17	101
CTP Absconds	0	0	0
Unknown (Missing Data)	0	0	0
Total Releases	620	106	726

Of the 234 new commitments of male felons, 110 (47.0%) had a prior commitment.

Of the 41 new commitments of female felons, 7 (17.1%) had a prior commitment.

Effective July 1, 1998, misdemeanants are to be committed to DOC only under special circumstances (IC 11-12-6)

Sources: SAS-prsadm8.pgm, SAS - prisrel8.pgm

Indiana Department of Correction
Table 6
New Admissions by County of Commitment - Adult Offenders

January 2022

County	Felony Level												Total	County	Felony Level												Total
	Murder	FA	FB	FC	FD	F1	F2	F3	F4	F5	F6	Other*			Murder	FA	FB	FC	FD	F1	F2	F3	F4	F5	F6	Other*	
Adams	0	0	0	0	0	0	0	0	0	0	0	0	0	Madison	1	0	2	0	0	0	0	1	3	9	9	0	25
Allen	1	1	0	0	0	0	2	5	8	14	7	0	38	Marion	2	1	1	0	0	2	2	14	26	37	0	85	
Bartholomew	0	0	0	0	0	0	0	1	0	3	0	0	4	Marshall	0	0	0	0	0	0	2	1	2	2	0	7	
Benton	0	0	0	0	0	0	0	0	0	0	0	0	0	Martin	0	0	0	0	0	0	0	0	0	0	0	0	
Blackford	0	0	0	0	0	0	0	0	1	1	0	0	2	Miami	0	0	0	0	0	0	0	0	0	1	0	1	
Boone	0	0	0	0	0	0	0	0	0	0	0	0	0	Monroe	0	0	0	0	0	0	0	1	1	0	2		
Brown	0	0	0	0	0	1	0	0	0	0	0	0	1	Montgomery	0	0	0	0	0	0	0	1	2	2	0	7	
Carroll	0	0	0	0	0	0	0	0	0	0	0	0	0	Morgan	0	0	0	1	0	0	0	0	1	1	0	3	
Cass	0	1	0	0	0	0	0	1	0	0	3	0	3	Newton	0	0	0	0	0	0	0	0	1	1	0	2	
Clark	0	0	0	0	0	0	0	0	2	2	0	0	4	Noble	0	0	0	0	0	0	0	2	0	1	0	3	
Clay	0	0	0	0	0	0	0	0	0	1	2	0	3	Ohio	0	0	0	0	0	0	0	0	0	0	0	0	
Clinton	0	0	0	0	0	0	0	1	1	0	0	0	2	Orange	0	0	0	0	0	0	1	0	1	0	1	3	
Crawford	0	0	0	0	0	0	0	0	0	0	0	0	0	Owen	0	0	0	0	0	0	0	0	0	1	2	3	
Daviess	0	0	0	0	0	0	0	0	0	0	0	0	0	Parke	0	0	0	0	0	0	0	0	0	0	1	1	
Dearborn	0	0	2	0	0	0	1	0	1	3	0	0	7	Perry	0	0	0	0	0	0	0	0	1	0	0	1	
Decatur	0	0	0	0	0	1	1	1	0	2	4	0	9	Pike	0	0	0	0	0	1	1	0	1	2	1	6	
DeKalb	0	0	0	1	0	0	0	0	0	0	2	0	3	Porter	0	0	0	1	0	0	0	0	2	2	0	5	
Delaware	0	0	0	0	0	0	0	4	0	2	0	0	6	Posey	0	0	0	0	0	0	0	0	0	2	1	3	
Dubois	0	0	0	0	0	0	0	0	2	3	0	0	5	Pulaski	0	0	0	0	0	0	0	0	0	2	0	2	
Elkhart	1	0	2	0	0	2	0	1	3	7	6	0	22	Putnam	0	0	0	0	0	0	0	1	1	0	0	2	
Fayette	0	0	0	0	0	0	0	0	1	0	1	0	2	Randolph	0	0	0	0	0	0	0	0	0	0	0	0	
Floyd	0	0	0	0	0	0	0	0	1	2	0	0	3	Ripley	0	0	0	0	0	0	0	0	2	1	1	4	
Fountain	0	0	0	0	0	0	0	0	0	2	0	0	2	Rush	0	0	0	0	0	0	0	0	0	2	0	2	
Franklin	0	0	0	0	0	0	0	0	0	2	0	0	2	St. Joseph	0	0	1	0	0	0	0	0	0	6	4	11	
Fulton	0	0	0	0	0	0	0	0	0	0	0	0	0	Scott	0	0	0	0	0	0	0	0	0	1	1	2	
Gibson	0	0	0	0	0	0	0	1	1	2	0	0	4	Shelby	0	0	1	0	0	0	2	1	0	2	0	6	
Grant	0	0	0	0	0	0	0	0	0	1	0	0	1	Spencer	0	0	0	0	0	0	0	0	0	0	0	0	
Greene	0	0	0	0	0	0	1	1	2	1	0	0	5	Starke	1	0	0	0	0	0	0	0	0	0	0	1	
Hamilton	0	0	0	0	0	0	1	0	5	9	2	0	17	Steuben	0	0	0	0	0	0	0	0	1	0	0	1	
Hancock	0	0	0	0	0	0	0	0	0	2	0	0	2	Sullivan	0	0	0	0	0	0	0	0	0	1	1	2	
Harrison	0	0	0	0	0	0	0	0	1	1	0	0	2	Switzerland	0	0	0	0	0	0	0	0	0	0	0	0	
Hendricks	2	0	0	0	0	0	1	0	0	1	0	0	4	Tippecanoe	0	0	0	1	0	2	0	3	1	2	1	10	
Henry	0	0	0	0	0	0	0	3	0	3	1	0	7	Tipton	0	0	0	0	0	0	0	0	0	0	0	0	
Howard	2	0	0	0	0	0	2	1	0	1	0	0	6	Union	0	0	0	0	0	0	0	0	0	0	0	0	
Huntington	0	0	0	0	1	0	0	0	0	2	0	0	3	Vanderburgh	0	0	0	0	0	0	4	6	2	14	6	32	
Jackson	0	0	0	0	0	0	1	4	1	4	0	0	10	Vermillion	0	0	0	0	0	0	0	0	0	0	0	0	
Jasper	0	0	0	0	0	0	0	0	0	1	1	0	2	Vigo	0	0	0	0	0	0	1	2	0	0	0	3	
Jay	0	0	0	0	0	0	1	1	0	2	1	0	5	Wabash	0	0	0	0	0	0	0	0	2	4	1	7	
Jefferson	0	0	0	0	0	0	0	1	3	2	0	0	6	Warren	0	0	0	0	0	0	0	0	0	0	0	0	
Jennings	0	0	0	0	0	0	0	0	0	1	1	0	2	Warrick	1	0	0	0	0	0	1	0	0	0	0	2	
Johnson	0	0	0	0	0	0	0	0	1	1	1	0	3	Washington	0	0	0	0	0	0	0	0	1	1	0	2	
Knox	0	0	0	0	0	0	0	0	2	2	0	0	4	Wayne	0	0	0	0	0	0	1	0	2	0	0	3	
Kosciusko	0	0	0	0	0	0	0	1	2	2	0	0	5	Wells	0	0	0	0	0	0	0	3	2	0	0	5	
LaGrange	0	0	0	0	0	0	2	0	0	0	0	0	2	White	0	0	0	0	0	0	0	2	0	0	0	2	
Lake	0	0	3	0	0	0	1	3	1	3	0	0	11	Whitley	0	0	0	0	0	1	1	0	0	0	0	2	
LaPorte	0	0	0	0	0	0	0	2	0	1	0	0	3	Unknown	0	0	0	0	0	0	0	0	0	0	0	1	
Lawrence	0	0	1	0	0	0	0	0	1	2	3	0	7	Totals	11	3	13	4	1	10	26	66	98	190	67	490	

Data based on Most Serious Offense and includes only New- and Reccommitments.
Parole violators are not included.
*"Other" may include missing, habitual offense, contempt of court, or misdemeanor.
***"Unknown" represents offenders who were sentenced to DOC, but County of Commitment data was unavailable.
Source: Prsadm7.pgm

Indiana Department of Correction

Table 7

Release Type by County of Commitment - Adult Offenders

January 2022

County	Release Type				Total	County	Release Type				Total
	Parole	Probation	Discharged	CTP			Parole	Probation	Discharged	CTP	
Adams	2	3	0	1	6	Madison	8	20	6	6	40
Allen	18	19	5	14	56	Marion	47	54	20	5	126
Bartholomew	3	0	1	3	7	Marshall	3	7	1	5	16
Benton	0	0	0	0	0	Martin	0	0	0	0	0
Blackford	1	0	1	0	2	Miami	0	0	1	0	1
Boone	2	3	0	0	5	Monroe	4	0	2	0	6
Brown	0	1	0	0	1	Montgomery	6	2	0	1	9
Carroll	2	1	0	0	3	Morgan	4	2	1	2	9
Cass	2	3	0	3	8	Newton	1	0	0	0	1
Clark	2	2	0	0	4	Noble	0	3	1	0	4
Clay	2	1	0	0	3	Ohio	2	0	1	0	3
Clinton	3	0	1	5	9	Orange	0	2	0	0	2
Crawford	0	0	0	0	0	Owen	2	0	0	0	2
Daviess	1	1	0	1	3	Parke	0	1	0	1	2
Dearborn	3	8	1	0	12	Perry	1	1	0	0	2
Decatur	1	3	2	1	7	Pike	2	0	0	0	2
DeKalb	3	0	1	1	5	Porter	3	0	0	2	5
Delaware	4	2	2	1	9	Posey	2	1	0	0	3
Dubois	2	2	0	0	4	Pulaski	0	0	0	0	0
Elkhart	5	12	5	2	24	Putnam	0	0	1	0	1
Fayette	1	4	0	0	5	Randolph	0	0	0	1	1
Floyd	3	1	1	0	5	Ripley	4	1	0	0	5
Fountain	0	2	0	0	2	Rush	2	0	0	1	3
Franklin	0	1	0	0	1	St. Joseph	10	10	0	1	21
Fulton	2	0	1	1	4	Scott	3	3	1	0	7
Gibson	0	2	0	1	3	Shelby	4	1	1	1	7
Grant	2	0	1	1	4	Spencer	0	0	0	1	1
Greene	1	0	0	0	1	Starke	1	0	0	1	2
Hamilton	7	8	2	0	17	Steuben	1	1	0	0	2
Hancock	1	2	0	0	3	Sullivan	1	1	0	0	2
Harrison	1	2	1	0	4	Switzerland	2	0	0	1	3
Hendricks	5	2	1	0	8	Tippecanoe	6	10	0	7	23
Henry	5	2	0	1	8	Tipton	0	0	0	0	0
Howard	3	7	0	3	13	Union	0	0	0	0	0
Huntington	3	4	1	0	8	Vanderburgh	10	3	5	6	24
Jackson	2	1	0	4	7	Vermillion	1	0	0	0	1
Jasper	0	0	1	0	1	Vigo	5	3	0	3	11
Jay	3	1	1	0	5	Wabash	4	1	0	0	5
Jefferson	5	1	2	0	8	Warren	0	0	0	0	0
Jennings	2	3	1	2	8	Warrick	0	0	0	1	1
Johnson	7	3	3	0	13	Washington	5	0	1	0	6
Knox	2	0	1	0	3	Wayne	8	3	1	1	13
Kosciusko	2	3	0	0	5	Wells	1	4	3	1	9
LaGrange	1	0	0	0	1	White	0	0	0	0	0
Lake	6	2	3	7	18	Whitley	0	2	0	0	2
LaPorte	5	3	1	1	10	Unknown	0	0	0	0	0
Lawrence	3	0	0	0	3	Totals	281	251	86	101	719

This data excludes Temporary Moves, Safekeepers, Predispositions, Escapes, Deaths, releases from CTP and releases from Out of State Parole.

*"Unknown" represents offenders who were sentenced to DOC, but County of Commitment data was unavailable.

Source: prisrel7.pgm

Indiana Department of Correction
Table 8
The Number of Department of Correction Offenders
Held in County Jails*
February 1, 2022

<u>County</u>	<u>Adult Male</u>	<u>Adult Female</u>	<u>County</u>	<u>Adult Male</u>	<u>Adult Female</u>	<u>County</u>	<u>Adult Male</u>	<u>Adult Female</u>
Adams	8	0	Hendricks	11	1	Pike	7	1
Allen	59	6	Henry**	0	2	Porter	4	0
Bartholomew	13	1	Howard	16	4	Posey	11	1
Benton	0	0	Huntington	11	1	Pulaski**	2	0
Blackford**	6	0	Jackson	0	1	Putnam**	4	1
Boone	7	0	Jasper	4	0	Randolph	3	0
Brown	5	1	Jay	15	1	Ripley	18	0
Carroll	2	0	Jefferson	23	3	Rush	4	1
Cass	10	0	Jennings	3	1	St. Joseph	41	2
Clark	13	4	Johnson	20	2	Scott	9	2
Clay	9	1	Knox**	10	1	Shelby	12	0
Clinton	5	3	Kosciusko	20	0	Spencer**	2	1
Crawford**	0	0	LaGrange	2	2	Starke	3	0
Daviess	3	0	Lake	16	0	Steuben	3	0
Dearborn	17	3	LaPorte	14	2	Sullivan	1	0
Decatur	17	2	Lawrence	14	2	Switzerland	8	0
DeKalb	7	0	Madison	7	1	Tippecanoe	48	2
Delaware	17	0	Marion	51	6	Tipton	3	0
Dubois	3	2	Marshall	14	4	Union	1	0
Elkhart	48	2	Martin	1	0	Vanderburgh	31	7
Fayette	7	0	Miami	1	0	Vermillion	5	1
Floyd	11	0	Monroe	9	1	Vigo	11	0
Fountain	4	1	Montgomery	13	3	Wabash	5	0
Franklin	2	1	Morgan	10	0	Warren	3	0
Fulton	5	0	Newton	2	0	Warrick	6	1
Gibson	6	2	Noble	9	1	Washington	7	3
Grant	8	2	Ohio	2	1	Wayne	15	2
Greene	12	0	Orange**	4	0	Wells**	4	0
Hamilton	21	2	Owen	5	1	White	7	1
Hancock	6	1	Parke	1	1	Whitley	8	1
Harrison**	4	0	Perry	2	0	Total	931	103

* Data is based on known frequencies reported by the counties; some county data may be missing

** County Jail Substance Abuse Programs

Source: Offender Movement

Indiana Department of Correction
Table 9
Community Transition Program
Average Daily Populations

<u>Month</u>	<u>2017</u>	<u>2018</u>	<u>2019</u>	<u>2020</u>	<u>2021</u>	<u>2022</u>
January	465	392	382	338	301	264
February	475	402	379	338	304	
March	475	411	372	317	300	
April	481	441	376	278	291	
May	487	443	396	279	270	
June	481	398	379	241	291	
July	445	386	393	256	293	
August	421	395	336	254	275	
September	400	387	330	262	270	
October	385	384	324	259	271	
November	389	366	323	270	261	
December	<u>372</u>	<u>381</u>	<u>339</u>	<u>275</u>	<u>262</u>	
YEARLY AVERAGE	440	399	361	281	282	

Source: CTP Database and OIS Warmbody

Indiana Department Of Correction
Table 10
Community Transition Program
January 2022 Release Information (Felony Level A-D)

Total number of offenders eligible to be released =		103
Felony A and B total =	88	
Felony C total =	9	
Felony D total =	2	
Murder =	4	
Total number of offenders transitioned to counties for CTP =		18
By default (lack of response from judge)		
Felony A or B =	0	
Felony C =	1	
Felony D =	0	
By approval by court order from judge		
Felony A or B =	15	
Felony C =	0	
Felony D =	1	
Murder =	1	
Total number of offenders transitioned to counties then returned to DOC due to refusal (court ordered denial upon receipt of offender) =		0
Total number of court ordered denials =		55
Felony A or B =	47	
Felony C =	6	
Felony D =	0	
Murder =	2	
Total number of Felony A or B, or Murder denials by default (no response from judge) =		20
Total number of offenders who became ineligible after eligibility determined but prior to CTP commencement date (reasons include change in Earliest Possible Release Date, change in warrant status, released to probation or to parole, other miscellaneous) =		10
Felony A or B =	7	
Felony C =	2	
Felony D =	1	
Murder =	0	

Indiana Department Of Correction
Table 10
Community Transition Program
January 2022 Release Information (Felony Level A-D)

Total number of offenders eligible to be released =		308
Felony 1 and 2 total =	13	
Felony 3 and 4 total =	143	
Felony 5 and 6 total =	152	
Total number of offenders transitioned to counties for CTP =		80
By default (lack of response from judge)		
Felony 1 and 2 total =	0	
Felony 3 and 4 total =	0	
Felony 5 and 6 total =	16	
By approval by court order from judge		
Felony 1 and 2 total =	5	
Felony 3 and 4 total =	31	
Felony 5 and 6 total =	28	
Total number of offenders transitioned to counties then returned to DOC due to refusal (court ordered denial upon receipt of offender) =		0
Total number of court ordered denials =		151
Felony 1 and 2 total =	5	
Felony 3 and 4 total =	57	
Felony 5 and 6 total =	89	
Total number of Felony 1 or 2 denials by default (no response from judge) =		1
Total number of offenders who became ineligible after eligibility determined but prior to CTP commencement date (reasons include change in Earliest Possible Release Date, change in warrant status, released to probation or to parole, other miscellaneous) =		35
Felony 1 and 2 total =	2	
Felony 3 and 4 total =	14	
Felony 5 and 6 total =	19	

Indiana Department of Correction
Table 11
Total Number of Felony Offenses
Committed to the Indiana Department of Correction

January 2022

Felony Level	Primary Offense	Secondary Offense	Jan-22		This Calendar Year	
			SEX		SEX	
			F	M	F	M
A Felony	Child Molesting (35-42-4-3)		-	5	-	5
	Voluntary Manslaughter (35-42-1-3)		1	-	1	-
A Felony Total			1	5	1	5

Felony Level	Primary Offense	Secondary Offense	Jan-22		This Calendar Year	
			SEX		SEX	
			F	M	F	M
B Felony	Burglary (35-43-2-1)		-	5	-	5
	Dealing Cocaine or Narcotic Drug (35-48-4-1)		-	2	-	2
	Dealing Methamphetamine (35-48-4-1.1)		-	2	-	2
	Operating Vehicle Intoxicated/Death (9-30-5-5)		-	1	-	1
	Robbery (35-42-5-1)		-	3	-	3
	Sexual Misconduct with a Minor (35-42-4-9)		-	2	-	2
	Voluntary Manslaughter (35-42-1-3)		-	1	-	1
B Felony Total			0	16	0	16

Felony Level	Primary Offense	Secondary Offense	Jan-22		This Calendar Year	
			SEX		SEX	
			F	M	F	M
C Felony	Battery (35-42-2-1)		-	1	-	1
	Child Molesting (35-42-4-3)		-	4	-	4
	Forgery (35-43-5-2)		-	1	-	1
	Sexual Battery (35-42-4-8)		-	1	-	1
	Sexual Misconduct with a Minor (35-42-4-9)		-	1	-	1
C Felony Total			0	8	0	8

Felony Level	Primary Offense	Secondary Offense	Jan-22		This Calendar Year	
			SEX		SEX	
			F	M	F	M
D Felony	Fraud (35-43-5-4)		-	1	-	1
	Possession of Cocaine or Narcotic Drug (35-48-4-6)		-	1	-	1
	Possession of Controlled Substance (35-48-4-7)		-	1	-	1
	Theft, Receiving Stolen Property (35-43-4-2)		-	1	-	1
D Felony Total			0	4	0	4

Felony Level	Primary Offense	Secondary Offense	Jan-22		This Calendar Year	
			SEX		SEX	
			F	M	F	M
Level 1 Felony	Attempted Murder (35-42-1-1(1))		-	1	-	1
	Attempt to Commit a Felony (35-41-5-1)	Murder (35-42-1-1)	-	1	-	1
	Child Molesting (35-42-4-3)		-	10	-	10
	Criminal Gang Enhancement (35-50-2-15)		-	1	-	1
	Firearm Enhancement (35-50-2-11)		-	2	-	2
	Habitual Offender (35-50-2-8)		-	1	-	1
Level 1 Felony Total			0	16	0	16

Felony Level	Primary Offense	Secondary Offense	Jan-22		This Calendar Year	
			SEX		SEX	
			F	M	F	M
Level 2 Felony	Attempt to Commit a Felony (35-41-5-1)	Voluntary Manslaughter (35-42-1-3)	-	1	-	1
	Burglary (35-43-2-1)		-	1	-	1
	Dealing Cocaine or Narcotic Drug (35-48-4-1)		2	2	2	2
	Dealing Methamphetamine (35-48-4-1.1)		9	12	9	12
	Dealing Sched I, II, or III Cntrl'd Sub (35-48-4-2)		-	1	-	1
	Robbery (35-42-5-1)		-	4	-	4
	Voluntary Manslaughter (35-42-1-3)		-	3	-	3
Level 2 Felony Total			11	24	11	24

Felony Level	Primary Offense	Secondary Offense	Jan-22		This Calendar Year	
			SEX		SEX	
			F	M	F	M
Level 3 Felony	Aggravated Battery (35-42-2-1.5)		-	6	-	6
	Aiding, Inducing or Causing an Offense (35-41-2-4)	Aggravated Battery (35-42-2-1.5)	-	1	-	1
	Attempt to Commit a Felony (35-41-5-1)	Aggravated Battery (35-42-2-1.5)	-	2	-	2
	Battery (35-42-2-1)		-	1	-	1
	Burglary (35-43-2-1)		1	2	1	2
	Child Molesting (35-42-4-3)		1	-	1	-
	Criminal Confinement (35-42-3-3)		-	5	-	5
	Dealing Cocaine or Narcotic Drug (35-48-4-1)		-	4	-	4
	Dealing Methamphetamine (35-48-4-1.1)		3	10	3	10
	Neglect of a Dependent/Death (35-46-1-4)		-	2	-	2
	Possession of Cocaine or Narcotic Drug (35-48-4-6)		1	4	1	4
	Possession of Meth (35-48-4-6.1)		8	3	8	3
	Rape (35-42-4-1)		-	6	-	6
	Robbery (35-42-5-1)		6	11	6	11
Level 3 Felony Total			20	57	20	57

Felony Level	Primary Offense	Secondary Offense	Jan-22		This Calendar Year	
			SEX		SEX	
			F	M	F	M
Level 4 Felony	Arson (35-43-1-1)		-	2	-	2
	Attempt to Commit a Felony (35-41-5-1)	Burglary (35-43-2-1)	-	1	-	1
		Conspiracy (35-41-5-2)	-	1	-	1
	Burglary (35-43-2-1)		-	20	-	20
	Child Molesting (35-42-4-3)		-	11	-	11
	Child Solicitation (35-42-4-6)		-	5	-	5
	Criminal Confinement (35-42-3-3)		1	1	1	1
	Dealing Cocaine or Narcotic Drug (35-48-4-1)		3	4	3	4
	Dealing Methamphetamine (35-48-4-1.1)		3	10	3	10
	Felon in Possession of a Firearm (35-47-4-5)		-	24	-	24
	Incest (35-46-1-3)		-	2	-	2
	Manufacturing Meth (35-48-4-1.2)		-	1	-	1
	Operating Vehicle Intoxicated/Death (9-30-5-5)		2	3	2	3
	Operating a Vehicle While Intoxicated Causing Serious Bodily Injury		-	1	-	1
	Possession of Cocaine or Narcotic Drug (35-48-4-6)		-	3	-	3
	Possession of Meth (35-48-4-6.1)		4	12	4	12
	Sexual Misconduct with a Minor (35-42-4-9)		-	5	-	5
	Vicarious Sexual Gratification (35-42-4-5)		-	2	-	2
Level 4 Felony Total			13	108	13	108

Felony Level	Primary Offense	Secondary Offense	Jan-22		This Calendar Year		
			SEX		SEX		
			F	M	F	M	
Level 5 Felony	Assisting a Criminal (35-44.1-2-5)		-	1	-	1	
	Battery (35-42-2-1)		6	25	6	25	
	Burglary (35-43-2-1)		-	23	-	23	
	Child Exploitation (35-42-4-4)		-	4	-	4	
	Child Solicitation (35-42-4-6)		-	2	-	2	
	Conspiracy (35-41-5-2)	Obstruction of Justice (35-44-3-4)	-	1	-	1	
	Corrupt Business Influence (35-45-6-2)		-	1	-	1	
	Criminal Confinement (35-42-3-3)		1	3	1	3	
	Criminal Recklessness (35-42-2-2)		-	7	-	7	
	Dealing Cocaine or Narcotic Drug (35-48-4-1)		1	4	1	4	
	Dealing Methamphetamine (35-48-4-1.1)		6	17	6	17	
	Dealing Sched I, II, or III Cntrl'd Sub (35-48-4-2)		-	1	-	1	
	Dealing in Methamphetamine (35-48-4-1.1)		5	7	5	7	
	Disarm/Attempt to Disarm an Officer (35-44.1-3-2)		1	1	1	1	
	Domestic Battery (35-42-2-1.3)		2	22	2	22	
	Escape (35-44.1-3-4)		3	6	3	6	
	Failure to Register as a Sex Offender (11-8-8-17)		-	11	-	11	
	Firearm w/in One Mile of School (35-47-2-1)		2	23	2	23	
	Fraud on Financial Institution (35-43-5-8)		1	3	1	3	
	Intimidation (35-45-2-1)		1	11	1	11	
	Kidnapping (35-42-3-2)		-	3	-	3	
	Neglect of a Dependent/Death (35-46-1-4)		4	1	4	1	
	Oper Veh Aft Life Susp (9-30-10-17)		1	4	1	4	
	Operating Veh while Intoxicated (9-30-5-2)		-	1	-	1	
	Operating Vehicle Intoxicated/Death (9-30-5-5)		-	1	-	1	
	Operating Vehicle Intoxicated/Injury (9-30-5-4)		1	6	1	6	
	Possession of Cocaine or Narcotic Drug 35-48-4-6		2	4	2	4	
	Possession/Use of Legend Drug (16-42-19-13)		1	-	1	-	
	Reckless Homicide (35-42-1-5)		3	2	3	2	
	Resisting Law Enforcement (35-44.1-3-1)		-	1	-	1	
	Robbery (35-42-5-1)		-	10	-	10	
	Sexual Misconduct with a Minor (35-42-4-9)		-	1	-	1	
	Stalking (35-45-10-5)		-	4	-	4	
	Strangulation (35-42-2-9)		-	1	-	1	
	Theft, Receiving Stolen Property (35-43-4-2)		-	6	-	6	
	Trafficking with an Inmate (35-44.1-3-5)		1	3	1	3	
	Level 5 Felony Total			42	221	42	221

Felony Level	Primary Offense	Secondary Offense	Jan-22		This Calendar Year	
			SEX		SEX	
			F	M	F	M
Level 6 Felony	Abuse of a Corpse (35-45-11-2)		-	1	-	1
	Attempt to Commit a Felony (35-41-5-1)	Auto Theft, Receiving Stolen Parts (35-43-4-2.5)	1	-	1	-
	Auto Theft, Receiving Stolen Parts (35-43-4-2.5)		2	4	2	4
	Battery 35-42-2-1		1	8	1	8
	Child Exploitation (35-42-4-4)		-	1	-	1
	Criminal Confinement (35-42-3-3)		2	9	2	9
	Criminal Recklessness (35-42-2-2)		-	6	-	6
	Cruelty to Animals (35-46-3-12)		1	-	1	-
	Dealing Marijuana, Hash Oil, or Hashish (35-48-4-10)		-	3	-	3
	Dissemination of Matter Harmful to Minor (35-49-3-3)		-	2	-	2
	Escape 35-44.1-3-4		5	14	5	14
	Forgery, Counterfeiting, Application Fraud (35-43-5-2)		-	1	-	1
	Identity Deception (35-43-5-3.5)		3	-	3	-
	Insurance Fraud (35-43-5-4.5)		-	2	-	2
	Intimidation (35-45-2-1)		-	11	-	11
	Invasion of Privacy (35-46-1-15.1)		-	4	-	4
	Maintain Common Nuisance (35-45-2-1(c))		1	-	1	-
	Maintaining Common Nuisance (35-48-4-13)		1	2	1	2
	Neglect of a Dependent/Death (35-46-1-4)		2	-	2	-
	Non-Support of Dependent Child (35-46-1-5)		-	1	-	1
	Obstruction of Justice (35-44.1-2-2)		1	2	1	2
	Operating Vehicle Intoxicated-Contrld Sub (9-30-5-1)		-	2	-	2
	Operating Vehicle Intoxicated-Endanger (9-30-5-2)		-	6	-	6
	Operating Vehicle-Habitual Violation (9-30-10-16)		-	2	-	2
	Pointing a Firearm (35-47-4-3)		-	2	-	2
	Possession Sched IV Contrld Sub w/in 1,000 ft (35-48-4-7)		-	1	-	1
	Possession of Cocaine or Narcotic Drug (35-48-4-6)		6	7	6	7
	Possession of Meth(35-48-4-6.1)		10	27	10	27
	Possession of Syringes or Needles (16-42-19-18)		2	15	2	15
	Residential Entry (35-43-2-1.5)		4	1	4	1
	Resisting Law Enforc (35-44.1-3-1)		-	15	-	15

Felony Level	Primary Offense	Secondary Offense	Jan-22		This Calendar Year	
			SEX		SEX	
			F	M	F	M
Level 6 Felony (Cont'd)	Sexual Misconduct with a Minor (35-42-4-9)		-	3	-	3
	Strangulation (35-42-2-9)		-	3	-	3
	Theft, Receiving Stolen Property (35-43-4-2)		1	20	1	20
	Welfare Fraud (35-43-5-7)		-	1	-	1
Level 6 Felony Total		43	176	43	176	

Felony Level	Primary Offense	Secondary Offense	Jan-22		This Calendar Year	
			SEX		SEX	
			F	M	F	M
Murder	Murder (35-42-1-1)		2	10	2	10
Murder Total		2	10	2	10	

Felony Level	Primary Offense	Secondary Offense	Jan-22		This Calendar Year	
			SEX		SEX	
			F	M	F	M
Habitual Offender	Habitual Offender (35-50-2-8)		-	-	-	-
Habitual Offender Total		0	0	0	0	

Grand Total	Jan-22		This Calendar Year	
	SEX		SEX	
	F	M	F	M
Grand Total	132	645	132	645

Note: Offense data may not be available for all offenders at the time this table was prepared.
Only new commitments and probation violations are reported on this table.
Parole and Community Transition Program violators are excluded on this table.
Source: SAS - all.citations_mso.pgm

Indiana Department of Correction
Table 12
 Number of New Admissions by Most Serious Offense
 Committed to the Indiana Department of Correction

January 2022

Felony Level	Primary Offense	Secondary Offense	Jan-22		This Calendar Year	
			SEX		SEX	
			F	M	F	M
Level A Felony	Child Molesting (35-42-4-3)		-	2	-	2
	Voluntary Manslaughter (35-42-1-3)		1	-	1	-
Level A Felony			1	2	1	2

Felony Level	Primary Offense	Secondary Offense	Jan-22		This Calendar Year	
			SEX		SEX	
			F	M	F	M
Level B Felony	Burglary (35-43-2-1)		-	5	-	5
	Dealing Cocaine or Narcotic Drug (35-48-4-1)		-	2	-	2
	Dealing Methamphetamine (35-48-4-1.1)		-	2	-	2
	Robbery (35-42-5-1)		-	1	-	1
	Sexual Misconduct with a Minor (35-42-4-9)		-	2	-	2
	Voluntary Manslaughter (35-42-1-3)		-	1	-	1
Level B Felony Total			0	13	0	13

Felony Level	Primary Offense	Secondary Offense	Jan-22		This Calendar Year	
			SEX		SEX	
			F	M	F	M
Level C Felony	Battery (35-42-2-1)		-	1	-	1
	Child Molesting (35-42-4-3)		-	2	-	2
	Forgery (35-43-5-2)		-	1	-	1
Level C Felony Total			0	4	0	4

Felony Level	Primary Offense	Secondary Offense	Jan-22		This Calendar Year	
			SEX		SEX	
			F	M	F	M
Level D Felony	Theft, Receiving Stolen Property (35-43-4-2)		-	1	-	1
Level D Felony Total			0	1	0	1

Felony Level	Primary Offense	Secondary Offense	Jan-22		This Calendar Year	
			SEX		SEX	
			F	M	F	M
Level 1 Felony	Attempt to Commit a Felony (35-41-5-1)	Murder (35-42-1-1)	-	1	-	1
	Child Molesting (35-42-4-3)		-	7	-	7
	Firearm Enhancement (35-50-2-11)		-	2	-	2
Level 1 Felony Total			0	10	0	10

Felony Level	Primary Offense	Secondary Offense	Jan-22		This Calendar Year	
			SEX		SEX	
			F	M	F	M
Level 2 Felony	Attempt to Commit a Felony (35-41-5-1)	Voluntary Manslaughter (35-42-1-3)	-	1	-	1
	Burglary (35-43-2-1)		-	1	-	1
	Dealing Methamphetamine (35-48-4-1.1)		8	10	8	10
	Dealing Sched I, II, or III Cntrld Sub (35-48-4-2)		-	1	-	1
	Robbery (35-42-5-1)		-	2	-	2
	Voluntary Manslaughter (35-42-1-3)		-	3	-	3
Level 2 Felony Total			8	18	8	18

Felony Level	Primary Offense	Secondary Offense	Jan-22		This Calendar Year	
			SEX		SEX	
			F	M	F	M
Level 3 Felony	Aggravated Battery (35-42-2-1.5)		-	6	-	6
	Aiding, Inducing or Causing an Offense (35-41-2-4)	Aggravated Battery (35-42-2-1.5)	-	1	-	1
	Battery (35-42-2-1)		-	1	-	1
	Burglary (35-43-2-1)		1	2	1	2
	Child Molesting (35-42-4-3)		1	-	1	-
	Criminal Confinement (35-42-3-3)		-	5	-	5
	Dealing Cocaine or Narcotic Drug (35-48-4-1)		-	4	-	4
	Dealing Methamphetamine (35-48-4-1.1)		3	10	3	10
	Neglect of a Dependent/Death (35-46-1-4)		-	2	-	2
	Possession of Cocaine or Narcotic Drug (35-48-4-6)		1	4	1	4
	Possession of Meth (35-48-4-6.1)		6	2	6	2
	Rape (35-42-4-1)		-	5	-	5
	Robbery (35-42-5-1)		3	9	3	9
	Level 3 Felony Total			15	51	15

Felony Level	Primary Offense	Secondary Offense	Jan-22		This Calendar Year	
			SEX		SEX	
			F	M	F	M
Level 4 Felony	Arson (35-43-1-1)		-	2	-	2
	Attempt to Commit a Felony (35-41-5-1)	Burglary (35-43-2-1)	-	1	-	1
		Conspiracy (35-41-5-2)	-	1	-	1
	Burglary (35-43-2-1)		-	19	-	19
	Child Molesting (35-42-4-3)		-	5	-	5
	Child Solicitation (35-42-4-6)		-	4	-	4
	Criminal Confinement (35-42-3-3)		1	1	1	1
	Dealing Cocaine or Narcotic Drug (35-48-4-1)		2	2	2	2
	Dealing Methamphetamine (35-48-4-1.1)		1	9	1	9
	Felon in Possession of a Firearm (35-47-4-5)		-	20	-	20
	Manufacturing Meth (35-48-4-1.2)		-	1	-	1
	Operating Vehicle Intoxicated/Death (9-30-5-5)		2	3	2	3
	Operating a Vehicle While Intoxicated Causing Serious Bodily Injury		-	1	-	1
	Possession of Cocaine or Narcotic Drug (35-48-4-6)		-	3	-	3
	Possession of Meth (35-48-4-6.1)		3	10	3	10
	Sexual Misconduct with a Minor (35-42-4-9)		-	5	-	5
	Vicarious Sexual Gratification (35-42-4-5)		-	2	-	2
	Level 4 Felony Total			9	89	9

Felony Level	Primary Offense	Secondary Offense	Jan-22		This Calendar Year	
			SEX		SEX	
			F	M	F	M
Level 5 Felony	Assisting a Criminal (35-44.1-2-5)		-	1	-	1
	Battery (35-42-2-1)		5	14	5	14
	Burglary (35-43-2-1)		-	17	-	17
	Child Exploitation (35-42-4-4)		-	2	-	2
	Child Solicitation (35-42-4-6)		-	2	-	2
	Conspiracy (35-41-5-2)	Obstruction of Justice (35-44-3-4)	-	1	-	1
	Corrupt Business Influence (35-45-6-2)		-	1	-	1
	Criminal Confinement (35-42-3-3)		1	2	1	2
	Criminal Recklessness (35-42-2-2)		-	4	-	4
	Dealing Cocaine or Narcotic Drug (35-48-4-1)		1	4	1	4
	Dealing Methamphetamine (35-48-4-1.1)		6	12	6	12
	Dealing Sched I, II, or III Cntrl'd Sub (35-48-4-2)		-	1	-	1
	Dealing in Methamphetamine (35-48-4-1.1)		4	6	4	6
	Disarm/Attempt to Disarm an Officer (35-44.1-3-2)		1	1	1	1
	Domestic Battery (35-42-2-1.3)		2	15	2	15
	Escape (35-44.1-3-4)		3	3	3	3
	Failure to Register as a Sex Offender (11-8-8-17)		-	9	-	9
	Firearm w/in One Mile of School (35-47-2-1)		-	15	-	15
	Fraud on Financial Institution (35-43-5-8)		1	2	1	2
	Intimidation (35-45-2-1)		1	6	1	6
	Kidnapping (35-42-3-2)		-	2	-	2
	Neglect of a Dependent/Death (35-46-1-4)		1	1	1	1
	Oper Veh Aft Life Susp (9-30-10-17)		1	4	1	4
	Operating Veh while Intoxicated (9-30-5-2)		-	1	-	1
	Operating Vehicle Intoxicated/Injury (9-30-5-4)		-	4	-	4
	Possession of Cocaine or Narcotic Drug 35-48-4-6		2	3	2	3
	Reckless Homicide (35-42-1-5)		2	2	2	2
	Resisting Law Enforcement (35-44.1-3-1)		-	1	-	1
	Robbery (35-42-5-1)		-	9	-	9
	Stalking (35-45-10-5)		-	4	-	4
	Strangulation (35-42-2-9)		-	1	-	1
	Theft, Receiving Stolen Property (35-43-4-2)		-	6	-	6
	Trafficking with an Inmate (35-44.1-3-5)		1	2	1	2
Level 5 Felony Total			32	158	32	158

Felony Level	Primary Offense	Secondary Offense	Jan-22		This Calendar Year	
			SEX		SEX	
			F	M	F	M
Level 6 Felony	Auto Theft, Receiving Stolen Parts (35-43-4-2.5)		1	1	1	1
	Battery 35-42-2-1		-	3	-	3
	Criminal Confinement (35-42-3-3)		-	4	-	4
	Criminal Recklessness (35-42-2-2)		-	1	-	1
	Dealing Marijuana, Hash Oil, or Hashish (35-48-4-10)		-	1	-	1
	Escape 35-44.1-3-4		-	2	-	2
	Forgery, Counterfeiting, Application Fraud (35-43-5-2)		-	1	-	1
	Identity Deception (35-43-5-3.5)		1	-	1	-
	Intimidation (35-45-2-1)		-	3	-	3
	Non-Support of Dependent Child (35-46-1-5)		-	1	-	1
	Operating Vehicle Intoxicated-Contrlld Sub (9-30-5-1)		-	1	-	1
	Operating Vehicle Intoxicated-Endanger (9-30-5-2)		-	3	-	3
	Operating Vehicle-Habitual Violation (9-30-10-16)		-	1	-	1
	Possession of Cocaine or Narcotic Drug (35-48-4-6)		1	3	1	3
	Possession of Meth(35-48-4-6.1)		7	15	7	15
	Possession of Syringes or Needles (16-42-19-18)		-	3	-	3
	Residential Entry (35-43-2-1.5)		2	1	2	1
	Resisting Law Enforc (35-44.1-3-1)		-	1	-	1
	Sexual Misconduct with a Minor (35-42-4-9)		-	1	-	1
	Theft, Receiving Stolen Property (35-43-4-2)		-	9	-	9
Level 6 Felony Total			12	55	12	55

Felony Level	Primary Offense	Secondary Offense	Jan-22		This Calendar Year	
			SEX		SEX	
			F	M	F	M
HO	Habitual Offender (35-50-2-8)		-	-	-	-
HO Total			0	0	0	0

Felony Level	Primary Offense	Secondary Offense	Jan-22		This Calendar Year	
			SEX		SEX	
			F	M	F	M
Murder	Murder (35-42-1-1)		2	9	2	9
Murder Total			2	9	2	9

			Jan-22		This Calendar Year	
			SEX		SEX	
			F	M	F	M
Grand Total			79	410	79	410

Note: Offense data may not be available for all offenders at the time this table was prepared.
Only new commitments and probation violations are reported on this table.
Parole and Community Transition Program violators are excluded on this table.
Source: SAS - all.citations_mso.pgm

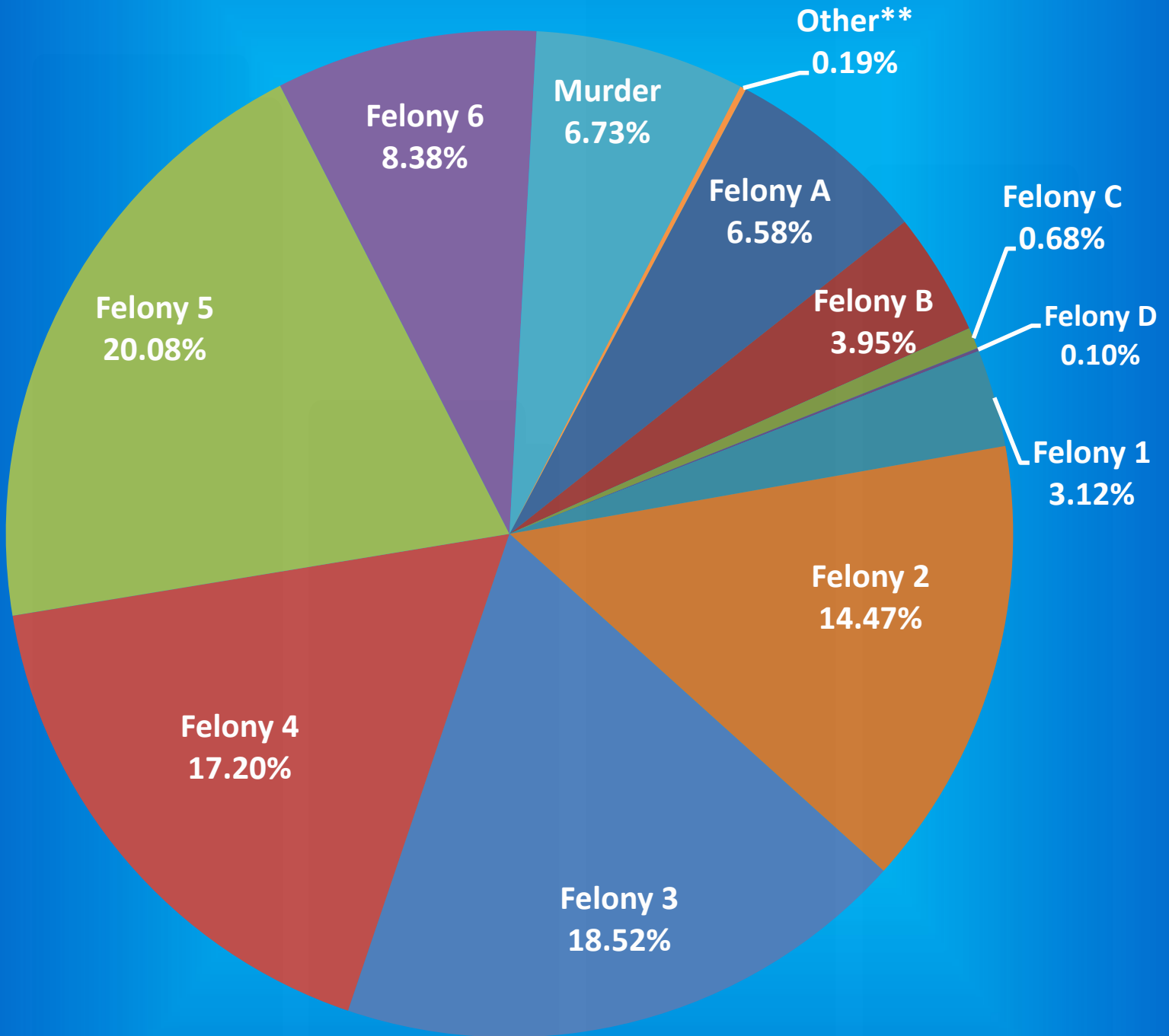
Indiana Department of Correction

Graph A

Female Population by Most Serious Offense Felony Level*

February 01, 2022

N = 2,141



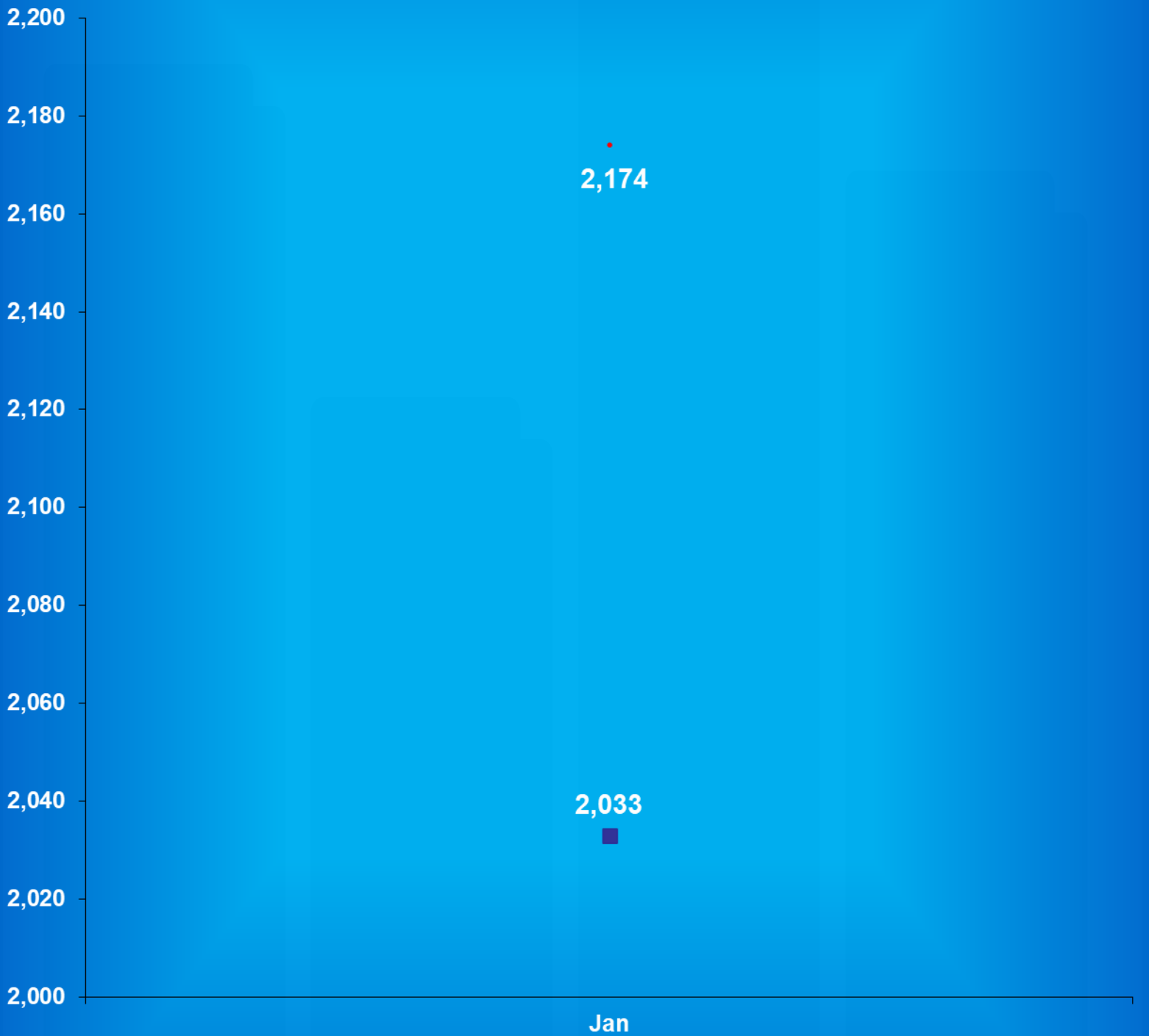
• Includes Offenders Held in County Jails and Contracted Beds

** Other includes Safekeepers, Predispositions, Habitual Offenders, Misdemeanants, and Unknowns

Indiana Department of Correction

Graph B

Average Daily Adult Female Offender Populations Calendar Year 2022



Includes County Jail/Contract Beds

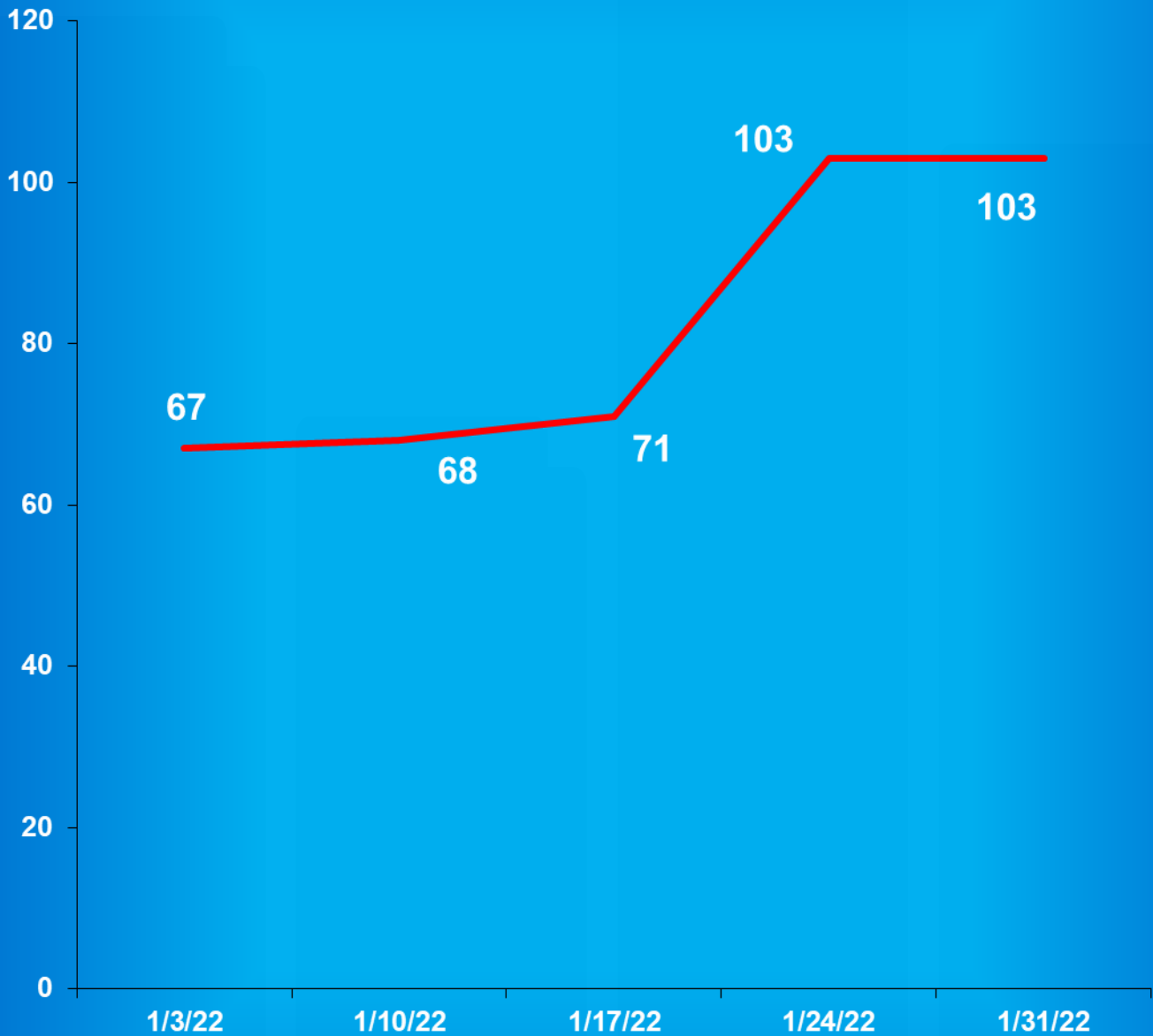
Excludes County Jail/Contract Beds

Indiana Department of Correction

Graph C

Adult Females Held in County Jails

January 2022



- Offenders held in county jails are newly sentenced offenders with completed court documents who are awaiting transfer to a DOC facility.

- Jail counts are a dynamic number that are affected by a variety of factors, including; sentencing trends, available DOC beds, and intake process completion.

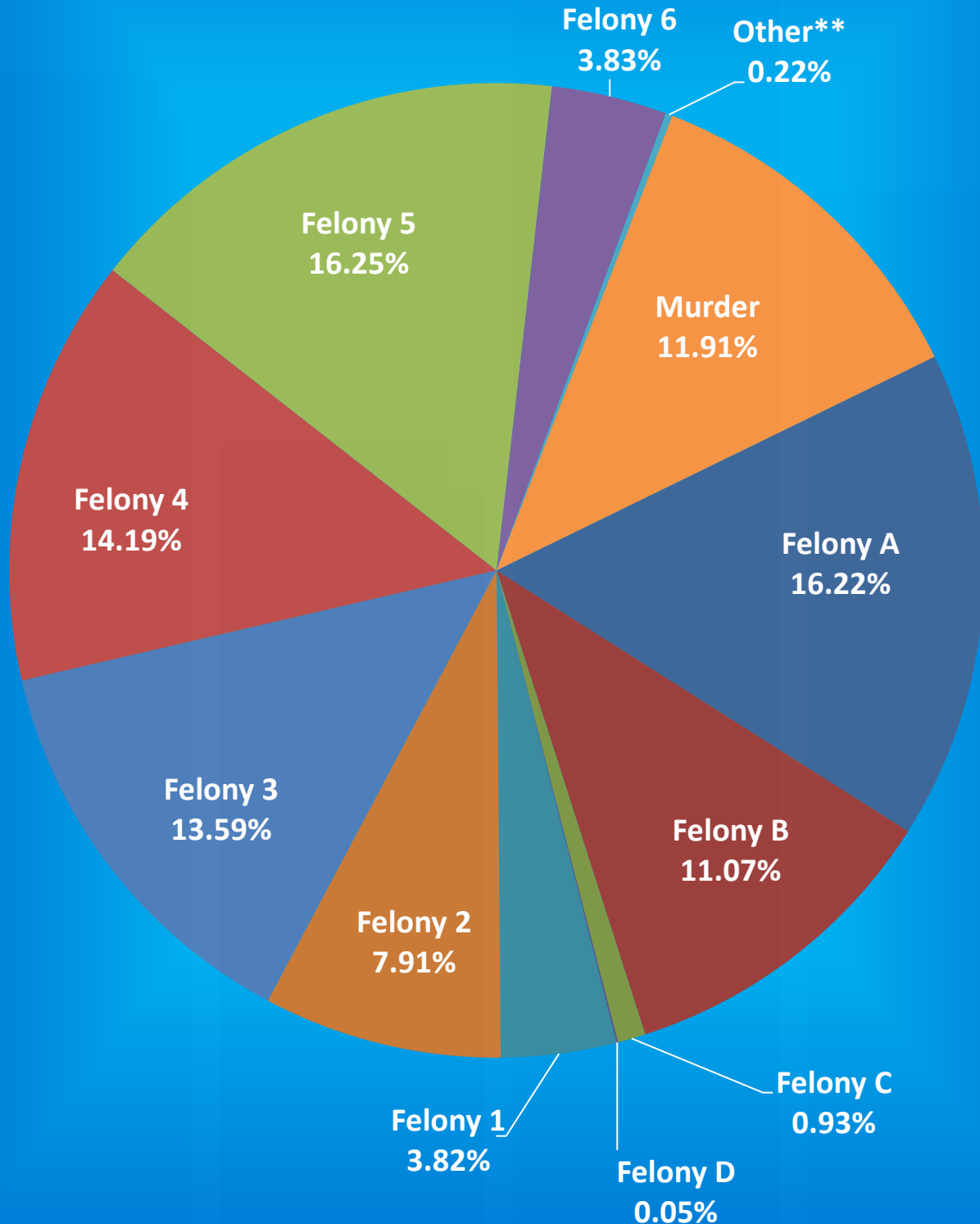
Indiana Department of Correction

Graph D

Male Population by Most Serious Offense Felony Level*

February 01, 2022

N = 21,513



• Includes Offenders Held in County Jails and Contracted Beds

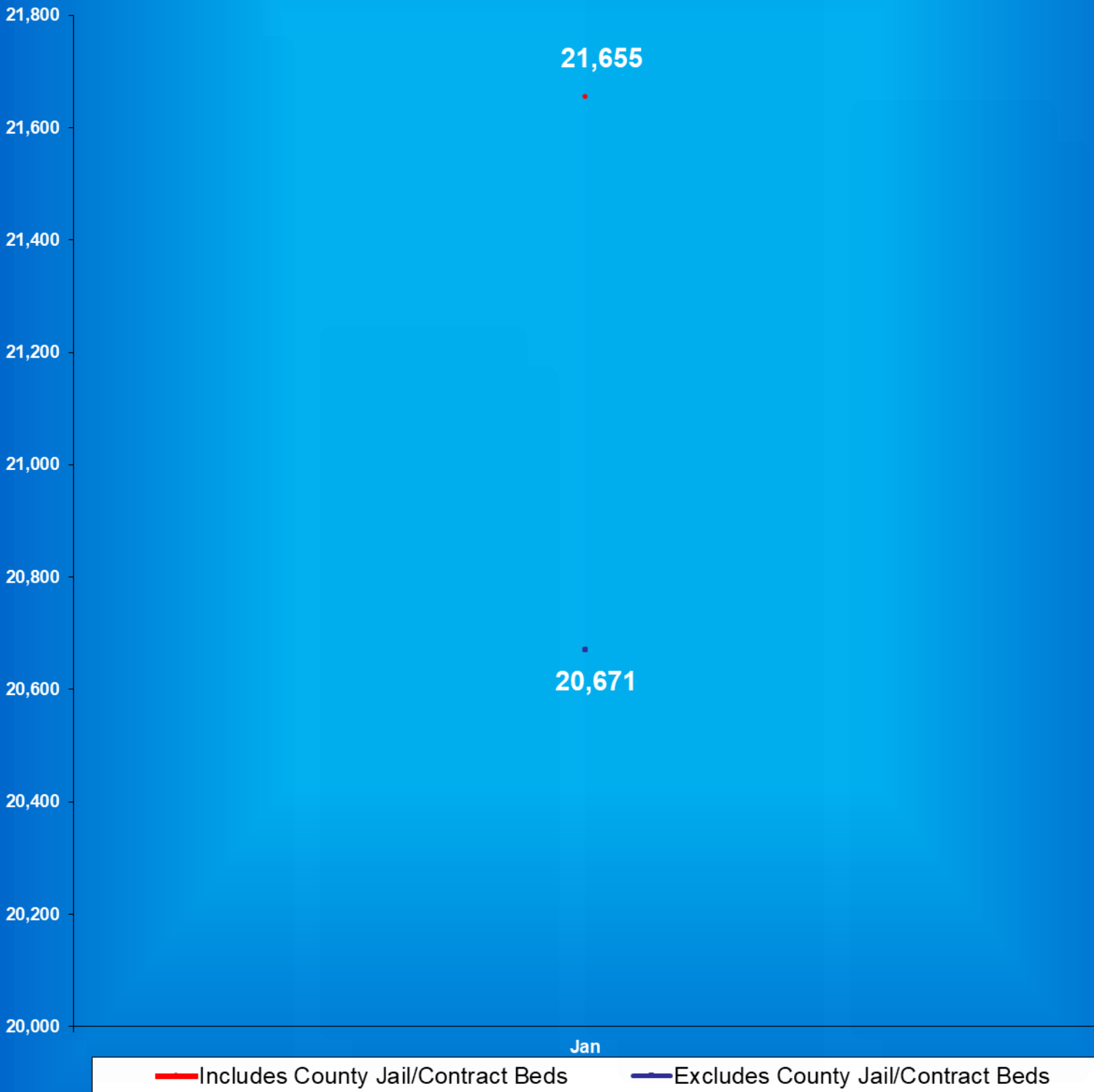
** Other includes Safekeepers, Predispositions, Habitual Offenders, Misdemeanants, and Unknowns

Indiana Department of Correction

Graph E

Average Daily Adult Male Offender Populations

Calendar Year 2022

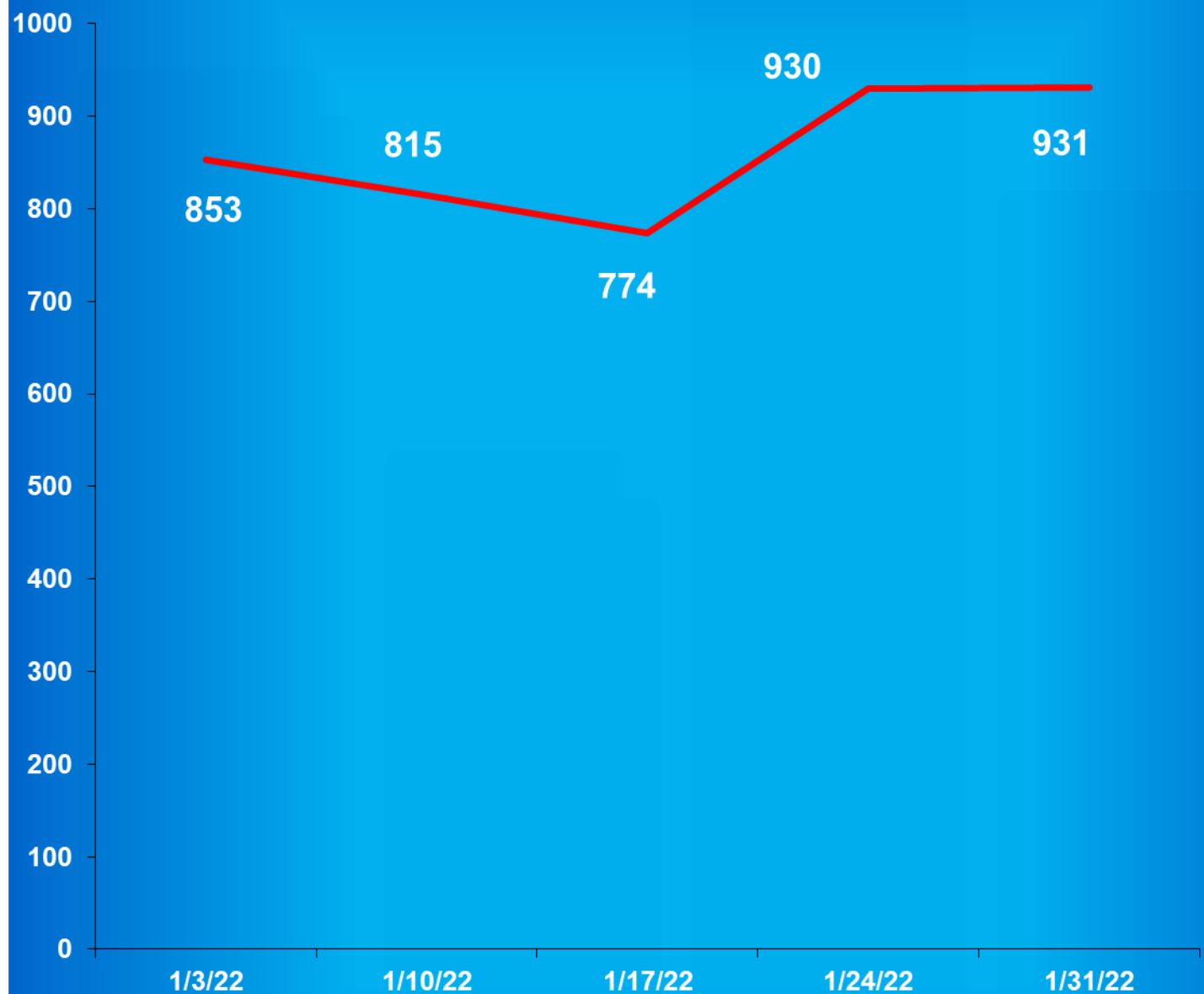


Indiana Department of Correction

Graph F

Adult Males Held in County Jails

January 2022



- Offenders held in county jails are newly sentenced offenders with completed court documents who are awaiting transfer to a DOC facility.

- Jail counts are a dynamic number that are affected by a variety of factors, including; sentencing trends, available DOC beds, and intake process completion.



Juvenile Offender Statistics



Indiana Department Of Correction
Table 13
Monthly Facility Admissions and Releases

Juvenile Offenders
January 2022

Admissions of All Juvenile Males

New Commitment	Re-Commitment	Parolee Return	Return From Escape	Diagnostics/Walk-Thrus
19	4	2	0	5

Releases of All Juvenile Males

Discharge	Parole	Escape	Diagnostics/Walk-Thrus
17	5	0	2

Admissions of All Juvenile Females

New Commitment	Re-Commitment	Parolee Return	Return From Escape	Diagnostics/Walk-Thrus
2	0	0	0	1

Releases of All Juvenile Females

Discharge	Parole	Escape	Diagnostics/Walk-Thrus
3	0	0	0

Sources:

SAS - mnthadm4_pgm_tbl13.pgm

SAS - mnthext4_pgm_tbl13.pgm

Indiana Department of Correction

Table 14

New Admissions by County of Commitment - Juveniles

January 2022

County	Admission Type			County	Admission Type		
	New Commits	Re Commits	Total		New Commits	Re Commits	Total
Adams	0	0	0	Madison	0	0	0
Allen	4	0	4	Marion	2	1	3
Bartholomew	0	0	0	Marshall	0	0	0
Benton	0	0	0	Martin	0	0	0
Blackford	0	0	0	Miami	0	0	0
Boone	0	0	0	Monroe	0	0	0
Brown	0	0	0	Montgomery	0	0	0
Carroll	0	0	0	Morgan	0	0	0
Cass	0	0	0	Newton	0	0	0
Clark	0	0	0	Noble	1	0	1
Clay	0	0	0	Ohio	0	0	0
Clinton	1	0	1	Orange	0	0	0
Crawford	0	0	0	Owen	0	0	0
Daviess	0	0	0	Parke	0	0	0
Dearborn	0	0	0	Perry	0	0	0
Decatur	0	1	1	Pike	0	0	0
DeKalb	0	0	0	Porter	1	0	1
Delaware	0	0	0	Posey	0	0	0
Dubois	0	0	0	Pulaski	0	0	0
Elkhart	2	0	2	Putnam	0	0	0
Fayette	0	0	0	Randolph	0	0	0
Floyd	0	0	0	Ripley	0	0	0
Fountain	0	0	0	Rush	0	0	0
Franklin	0	0	0	St. Joseph	5	0	5
Fulton	1	0	1	Scott	0	0	0
Gibson	0	0	0	Shelby	0	0	0
Grant	0	0	0	Spencer	1	0	1
Greene	0	0	0	Starke	0	0	0
Hamilton	1	1	2	Steuben	0	0	0
Hancock	0	0	0	Sullivan	0	0	0
Harrison	0	0	0	Switzerland	0	0	0
Hendricks	0	0	0	Tippecanoe	0	0	0
Henry	0	0	0	Tipton	0	0	0
Howard	0	0	0	Union	0	0	0
Huntington	0	0	0	Vanderburgh	0	0	0
Jackson	0	0	0	Vermillion	0	0	0
Jasper	0	0	0	Vigo	1	0	1
Jay	0	0	0	Wabash	0	0	0
Jefferson	0	0	0	Warren	0	0	0
Jennings	0	0	0	Warrick	0	0	0
Johnson	0	0	0	Washington	0	0	0
Knox	0	0	0	Wayne	0	0	0
Kosciusko	0	0	0	Wells	0	0	0
LaGrange	0	0	0	White	0	0	0
Lake	1	0	1	Whitley	0	0	0
LaPorte	0	0	0	Unknown	0	1	4
Lawrence	0	0	0	Totals	21	4	28

This data is based on most serious offense and excludes parole violations. This includes three (3) safekeepers classified in this report as Unknown.

Source: Mnthadm4_pgm_tbl14.pgm

Indiana Department of Correction

Table 15

Monthly Releases by County of Commitment - Juveniles

January 2022

County	Release Type			County	Release Type		
	Discharge	Parole	Total		Discharge	Parole	Total
Adams	0	0	0	Madison	0	0	0
Allen	2	1	3	Marion	2	1	3
Bartholomew	0	0	0	Marshall	0	0	0
Benton	0	0	0	Martin	0	0	0
Blackford	0	0	0	Miami	0	0	0
Boone	0	0	0	Monroe	0	0	0
Brown	0	0	0	Montgomery	0	0	0
Carroll	1	0	1	Morgan	0	0	0
Cass	0	0	0	Newton	0	0	0
Clark	0	0	0	Noble	0	0	0
Clay	0	0	0	Ohio	0	0	0
Clinton	1	0	1	Orange	0	1	1
Crawford	0	0	0	Owen	0	0	0
Daviess	0	0	0	Parke	0	0	0
Dearborn	0	0	0	Perry	0	0	0
Decatur	1	0	1	Pike	0	0	0
DeKalb	0	0	0	Porter	0	0	0
Delaware	0	0	0	Posey	0	0	0
Dubois	0	0	0	Pulaski	0	0	0
Elkhart	2	0	2	Putnam	0	0	0
Fayette	0	0	0	Randolph	0	0	0
Floyd	0	0	0	Ripley	0	0	0
Fountain	1	0	1	Rush	1	0	1
Franklin	0	0	0	St. Joseph	0	0	0
Fulton	0	0	0	Scott	0	0	0
Gibson	1	0	1	Shelby	0	0	0
Grant	0	0	0	Spencer	0	0	0
Greene	0	0	0	Starke	0	0	0
Hamilton	0	0	0	Steuben	0	0	0
Hancock	0	0	0	Sullivan	1	0	1
Harrison	0	0	0	Switzerland	0	1	1
Hendricks	1	0	1	Tippecanoe	0	0	0
Henry	0	0	0	Tipton	0	0	0
Howard	0	0	0	Union	0	0	0
Huntington	0	0	0	Vanderburgh	0	1	1
Jackson	0	0	0	Vermillion	0	0	0
Jasper	0	0	0	Vigo	0	0	0
Jay	0	0	0	Wabash	0	0	0
Jefferson	0	0	0	Warren	1	0	1
Jennings	0	0	0	Warrick	0	0	0
Johnson	1	0	1	Washington	0	0	0
Knox	0	0	0	Wayne	0	0	0
Kosciusko	0	0	0	Wells	0	0	0
LaGrange	0	0	0	White	0	0	0
Lake	1	0	1	Whitley	0	0	0
LaPorte	1	0	1	Unknown	2	0	2
Lawrence	0	0	0	Totals	20	5	25

Some discharges may be releases to County Probation - data is unable to be separated.

Diagnostics and Escapes are excluded.

Source: Mnthext4_pgm_tbl15.pgm

Indiana Department of Correction
Table 16
Total Number of Committing Offenses for Juveniles
Committed to the Indiana Department of Correction

January 2022

OFFENSE (Citation Code)	NUMBER OF OFFENSES			
	This Month		This Calendar Year	
LEVEL I	Female	Male	Female	Male
Aggravated Battery (35-42-2-1.5)	0	0	0	1
Arson (35-43-1-1)	0	0	0	0
Battery (35-42-2-1)	0	0	1	5
Battery by Bodily Waste (35-42-2-6)	0	0	0	0
Burglary (35-43-2-1)	0	0	0	2
Carjacking (35-42-5-2)	0	0	0	0
Carrying Handgun w/o License (35-47-2-1)	0	0	0	4
Changing, Altering, Removing, Obliterating ID of Handgun (35-47-2-18)	0	0	0	0
Child Exploitation (35-42-4-4)	0	0	0	0
Child Molesting (35-42-4-3)	0	0	0	2
Child Seduction (35-42-4-7)	0	0	0	0
Child Selling (35-46-1-4)	0	0	0	0
Child Solicitation (35-42-4-6)	0	0	0	0
Child in Possession of Handgun (35-47-10-5)	0	0	0	1
Consumer Product Tampering (35-45-8-3)	0	0	0	0
Criminal Confinement (35-42-3-3)	0	0	0	0
Criminal Deviate Conduct (35-42-4-2)	0	0	0	0
Criminal Gang Intimidation (35-45-9-4)	0	0	0	0
Criminal Gang Recruitment	0	0	0	0
Criminal Recklessness (35-42-2-2)	0	0	0	2
Dangerous Possession of a Firearm (35-47-10-5)	0	0	0	0
Dealing in a Sawed-Off Shotgun (35-47-5-4.1)	0	0	0	0
Distribution of a Destructive Device (IC 35-47.5-5-5)	0	0	0	0
Domestic Battery (35-42-2-1.3)	0	0	1	0
Driving While Intoxicated Resulting in Death (9-30-5-5)	0	0	0	0
False Application for Handgun (35-47-2-8)	0	0	0	0
False, Altering Handgun License (35-47-2-22)	0	0	0	0
Feticide (35-42-1-6)	0	0	0	0
Handgun, False ID (35-47-2-17)	0	0	0	0
Incest (35-46-1-3)	0	0	0	0
Interference with Custody (35-42-3-4)	0	0	0	0
Intimidation (35-45-2-1)	0	0	0	0
Involuntary Manslaughter (35-42-1-4)	0	0	0	0
Kidnapping (35-42-3-2)	0	0	0	0
Murder (35-42-1-1)	0	0	0	0
Neglect of a Dependent (35-46-1-4)	0	0	0	0
Operation of a Machine Gun/Hurling a Bomb (35-47-5-9)	0	0	0	0
Overpass Mischief (35-42-2-5)	0	0	0	0
Pointing a Firearm (35-47-4-3)	0	0	0	0
Possession of Firearm on School Property (35-47-9-2)	0	0	0	0
Possession of a Machine Gun or Bomb (35-47-5-9)	0	0	0	0
Rape (35-42-4-1)	0	0	0	0
Reckless Homicide (35-42-1-5)	0	0	0	0
Resisting Law Enforcement (35-44-3-3)	0	0	0	0
Robbery (35-42-5-1)	0	0	0	0
Sell, Manufacture, Possess, Purchase Explosive (35-47-5-1)	0	0	0	0
Sell, Transfer, HIV Blood (35-42-1-7)	0	0	0	0
Selling, Transferring, Giving Handgun to Under 18 (35-47-2-7)	0	0	0	0
Sexual Battery (35-42-4-8)	0	0	0	1
Sexual Misconduct (35-44-1-5)	0	0	0	0
Sexual Misconduct with a Minor (35-42-4-9)	0	0	0	0
Stalking (35-45-10-5)	0	0	0	0
Strangulation (35-42-2-9)	0	0	0	0
Unlawful Delivery of Confiscated Firearm (35-47-3-4)	0	0	0	0
Unlawful Use of Body Armor (35-47-5-13)	0	0	0	0
Unlawful Use of Stun Gun (35-47-8-5)	0	0	0	0
Vicarious Sexual Gratification (35-42-4-5)	0	0	0	0
Voluntary Manslaughter (35-42-1-3)	0	0	0	0
Sub-Total	0	0	2	18

LEVEL II

Assisting a Criminal (35-44-3-2)	0	0	0	0
Chinese Throwing Star (35-47-5-12)	0	0	0	0
Criminal Gang Activity (35-45-9-3)	0	0	0	0
Criminal Recklessness (35-42-2-2)	0	0	0	0
Dealing Anabolic Steroid (16-42-19-27)	0	0	0	0
Dealing Methamphetamine (35-48-4-1.1)	0	0	0	0
Dealing in Cocaine or Narcotic Drug (35-48-4-1)	0	0	0	0
Dealing in Marijuana, Hash Oil, or Hashish (35-48-4-10)	0	0	0	0
Dealing in a Schedule I, II, or III Controlled Substance (35-48-4-2)	0	0	0	0
Dealing in a Schedule IV Controlled Substance (35-48-4-3)	0	0	0	0
Dealing in a Schedule V Controlled Substance (35-48-4-4)	0	0	0	0
Dealing in a Substance Represented to be a Controlled Substance (35-48-4-4.5)	0	0	0	0
Delivery of Weapon to Intoxicated Person (35-47-4-1)	0	0	0	0
Disarming Law Enforcement Officer (35-44.1-3-2)	0	0	0	0
Escape/Failure to Return to Lawful Detention (35-44-3-5)	0	0	0	0
Inmate w/ Deadly Weapon (35-44.1-3-7)	0	0	0	0
Interference with Custody (35-42-3-4)	0	0	0	0
Intimidation (35-45-2-1)	0	0	0	5
Knife with Automatic Blade (35-47-5-2)	0	0	0	0
Loan Sharking (35-45-7-2)	0	0	0	0
Maintaining a Common Nuisance (35-48-4-13)	0	0	0	0
Making loan secured by mortgage, deposit or pledge of handgun (35-47-4-2)	0	0	0	0
Manufacture, Distribution, Possession of a Substance Represented to be a Controlled Substance (35-48-4-4)	0	0	0	0
Neglect of a Dependent (35-46-1-4)	0	0	0	0
Poss Precursors w/ Intent to Manufacture Etc. (35-48-4-14.5)	0	0	0	0
Possession of a Controlled Substance (35-48-4-7)	0	0	0	0
Possession of a Knife on School Property (35-47-5-2.5)	0	0	0	0
Promoting Prostitution (35-45-4-4)	0	0	0	0
Purchase, Possession or Sale of Stun Gun (35-47-8-5)	0	0	0	0
Resisting Law Enforcement (35-44-3-3)	0	0	0	1
Rioting with a Deadly Weapon (35-45-1-2)	0	0	0	0
Sale, Possession, Use of Legend Drug (16-42-19-27)	0	0	0	0
Sexual Misconduct with a Minor (35-42-4-9)	0	0	0	0
Stalking (35-45-10-5)	0	0	0	0
Trafficking with an Inmate (35-44-3-9)	0	0	0	0
Use of Stun Gun in Commission of a Crime (35-47-8-5)	0	0	0	0
Sub-Total	0	0	0	6

LEVEL III

Accident /Failure to Stop (9-26-1-8)	0	0	0	0
Accident, Property Damage with Injury (9-26-1-8)	0	0	0	0
Altering or Damaging Computer (35-43-1-4)	0	0	0	0
Auto Theft, Receiving Stolen Parts (35-43-4-2.5)	0	0	0	1
Battery (35-42-2-1)	0	0	1	2
Battery by Bodily Waste (35-42-2-6)	0	0	0	0
Bestiality	0	0	0	0
Bribery (35-44-1-1)	0	0	0	0

LEVEL III (cont'd)	NUMBER OF OFFENSES			
	This Month		This Calendar Year	
	Female	Male	Female	Male
Burglary (35-43-2-1)	0	0	0	0
Check Deception (35-43-5-5)	0	0	0	0
Check Fraud (35-43-5-12)	0	0	0	0
Child Exploitation (35-42-4-4)	0	0	0	0
Controlled Substance Registration (35-48-4-14)	0	0	0	0
Conversion (35-43-4-3)	0	0	0	0
Criminal Mischief (35-43-1-2)	0	0	0	3
Criminal Recklessness (35-42-2-2)	0	0	0	0
Criminal Trespass (35-43-2-2)	0	0	0	0
Dealing in Altered Property (35-43-4-2.3)	0	0	0	0
Dealing in Marijuana, Hash Oil, or Hashish (35-48-4-10)	0	0	0	0
Dealing in Paraphernalia (35-48-4-8.5)	0	0	0	0
Dealing in a Schedule IV Controlled Substance (35-48-4-3)	0	0	0	0
Distribution of Material Harmful to Minor (35-49-3-3)	0	0	0	0
Escape/Failure to Return to Lawful Detention (35-44-3-5)	0	0	0	4
Failure to Appear (35-44-3-6)	0	0	0	0
False Reporting (35-44-2-2)	0	0	0	0
Forgery (35-43-5-2)	0	0	0	0
Fraud (35-43-5-4)	0	0	0	0
Fraud on Financial Institution (35-45-5-8)	0	0	0	0
Home Improvement Fraud (35-43-6-13)	0	0	0	0
Identity Deception (35-43-5-3.5)	0	0	0	0
Interference with Custody (35-42-3-4)	0	0	0	0
Interference with Reporting Crime (35-42-2-5)	0	0	0	0
Invasion of Privacy (35-46-1-15.1)	0	0	0	0
Kill Domestic Animal	0	0	0	0
Manufacture of Paraphernalia (35-48-4-8.1)	0	0	0	0
Nonsupport of Child (35-46-1-5)	0	0	0	0
Nonsupport of Spouse (35-46-1-6)	0	0	0	0
Obscene Performance (35-49-3-1)	0	0	0	0
Obstructing Fireman (35-44-3-8)	0	0	0	0
Obstructing Traffic (35-42-2-4)	0	0	0	0
Obstruction of Justice (35-44-3-4)	0	0	0	0
Operating Vehicle After Lifetime Forfeiture (9-30-10-17)	0	0	0	0
Operating Vehicle While Intoxicated (9-30-5-4)	0	0	0	0
Operating Vehicle While Intoxicated with Prior (9-30-5-3)	0	0	0	0
Patronizing a Prostitute (35-45-4-3)	0	0	0	0
Perjury (35-44-2-1)	0	0	0	0
Possession of Cocaine or Narcotic Drug (35-48-4-6)	0	0	0	0
Possession of Marijuana, Hash Oil, or Hashish (35-48-4-11)	0	0	0	0
Possession of Methamphetamines (35-48-4-6.1)	0	0	0	0
Possession of Paraphernalia (35-48-4-8.3)	0	0	0	0
Possession of a Controlled Substance (35-48-4-7)	0	0	0	0
Possession of a Syringe (16-42-19-18)	0	0	0	0
Possession/Use of Legend Drug (16-42-19-13)	0	0	0	0
Professional Gambling (35-45-5-3)	0	0	0	0
Profiting from Adoption (35-46-1-9)	0	0	0	0
Promoting Professional Gambling (35-45-5-4)	0	0	0	0
Promoting Prostitution (35-45-4-4)	0	0	0	0
Prostitution (35-45-4-2)	0	0	0	0
Public Indecency (35-45-4-1)	0	0	0	0
Public Nudity (35-45-4-1.5)	0	0	0	0
Railroad Mischief (35-42-2-5.5)	0	0	0	0
Receiving Stolen Auto Parts (35-43-4-2.5)	0	0	0	0
Receiving Stolen Property (35-43-4-2)	0	0	0	0
Residential Entry (35-43-2-1.5)	0	0	0	0
Resisting Law Enforcement (35-44-3-3)	0	0	1	4
Rioting (35-45-1-2)	0	0	0	0

LEVEL III (cont'd)	NUMBER OF OFFENSES			
	This Month		This Calendar Year	
	Female	Male	Female	Male
Sale, Possession, Use of Legend Drug (16-42-19-27)	0	0	0	0
Selling, Distributing, Exhibiting Obscene Material (35-49-3-1)	0	0	0	0
Stalking (35-45-10-5)	0	0	0	0
Synthetic Drug (35-48-4-11.5)	0	0	0	0
Theft (35-43-4-2)	0	0	0	3
Torture or Mutilation of Animal (35-46-3-12)	0	0	0	0
Trafficking with an Inmate (35-44-3-9)	0	0	0	0
Unauthorized Possession of Prescription Form (35-48-4-14)	0	0	0	0
Unlawful Entry of Motor Vehicle (35-43-4-2.7)	0	0	0	0
Voyeurism (35-45-4-5)	0	0	0	0
Welfare Fraud (35-43-5-7)	0	0	0	0
Sub-Total	0	0	2	17

LEVEL IV

Absence From Home Detention (35-38-2.5-10)	0	0	0	0
Accident/Failure to Stop (9-26-1-8)	0	0	0	0
Alcohol Violation (31-37-2-6)	0	0	0	0
Animal Cruelty (35-46-3-12)	0	0	0	0
Assisting a Criminal (35-44-3-2)	0	0	0	0
Beats Vertebrate Animal (35-46-3-12)	0	0	0	0
Check Deception (35-43-5-5)	0	0	0	0
Common Nuisance (35-48-4-13)	0	0	0	0
Computer Trespassing (35-43-2-3)	0	0	0	0
Counterfeiting Auto Registration (9-18-2-42)	0	0	0	0
Counterfeiting a Driver's License (9-24-18-7)	0	0	0	0
Curfew Violation (31-37-2-5)	0	0	0	0
Deception (35-43-5-3)	0	0	0	0
Deer Outside Hours (14-22-6-1)	0	0	0	0
Deer w/ Illegal Device (14-22-6-1)	0	0	0	0
Disorderly Conduct (35-45-1-3)	0	0	0	4
Dissemination of Material Harmful to Minor (35-49-3-3)	0	0	0	0
Driving While Intoxicated (9-11-2-3)	0	0	0	0
Driving with Suspended License (9-24-19-2)	0	0	0	0
Exploitation of Dependent/Endangered Adult (35-46-1-12)	0	0	0	0
Failure to Appear (35-44-3-6)	0	0	0	0
Failure to Disclose Recruitment (35-46-4-4)	0	0	0	0
Failure to Respond to Summons (35-44-3-6.5)	0	0	0	0
False Auto Registration (9-18-2-44)	0	0	0	0
False Identity Statement (35-44-2-6)	0	0	0	0
False Informing (35-44-2-2)	0	0	0	0
Flag Desecration (35-45-1-4)	0	0	0	0
Glue Sniffing (35-46-6-2)	0	0	0	0
Habitual Disobedience of Parent, Guardian, or Custodian (Incorrigible) (31-37-2-4)	0	0	0	0
Harassment (35-45-2-2)	0	0	0	0
Home Improvement Fraud (35-43-6-12)	0	0	0	0
Illegal Consumption of Alcohol (7.1-5-7-7)	0	0	0	0
Illegal Possession of Alcohol (7.1-5-7-7)	0	0	0	0
Impairment of ID Number (35-43-7-4)	0	0	0	0
Interference with Custody (35-42-3-4)	0	0	0	0
Interfering with Law Enforcement Animal (35-46-3-11)	0	0	0	0
Invasion of Privacy (35-46-1-15.1)	0	0	0	0
Leaving Home w/o Permission of Parent, Guardian or Custodian (Runaway) (31-37-2-2)	0	0	0	0
Leaving Scene of Accident (9-26-1-1.1)	0	0	0	0
Maintaining a Common Nuisance (35-48-4-13)	0	0	0	0
Nitrous Oxide Distribution (35-46-6-3)	0	0	0	0
Obscene Performance (35-49-3-1)	0	0	0	0
Obstructing Medical Emergency (35-44-3-8.5)	0	0	0	0
Obstructing Traffic (35-42-2-4)	0	0	0	0
Official Misconduct (35-44.1-1-1)	0	0	0	0

LEVEL IV (cont'd)	NUMBER OF OFFENSES			
	This Month		This Calendar Year	
	Female	Male	Female	Male
Operating Vehicle While Intoxicated (9-30-5-2)	0	0	0	0
Operating Vehicle While Intoxicated/Cntrl'd Sub (9-30-5-1)	0	0	0	0
Operating Vehicle w/o License (9-24-18-1)	0	0	0	0
Operating Vehicle w/o Proof of Financial (9-25-8-2)	0	0	0	0
Operating Vehicle w/o Registration/Plates (9-18-2-43)	0	0	0	0
Possession of Device/Interfere Test (35-43-5-18)	0	0	0	0
Possession of Marijuana, Hash Oil, or Hashish (35-48-4-11)	0	0	0	1
Possession of Paraphernalia (35-48-4-8.3)	0	0	0	1
Possession of Substance Represented to be a Controlled Substance (35-48-4-4.6)	0	0	0	0
Possession, Purchase, Accepting Tobacco (35-46-1-10.5)	0	0	0	0
Probation Violation	0	0	0	6
Public Intoxication (7.1-5-1-3)	0	0	0	0
Receiving Unidentified Property (35-43-7-5)	0	0	0	0
Reckless Driving (9-21-8-52)	0	0	0	0
Refusal to Aid Officer (35-44-3-7)	0	0	0	0
Refusal to Identify Self (34-28-5-3.5)	0	0	0	0
Selling, Distributing, Exhibiting Obscene Material (35-49-3-1)	0	0	0	0
Synthetic Drug (35-48-4-11.5)	0	0	0	0
Taking Deer/Turkey (14-22-6-1)	0	0	0	0
Tattooing a Minor (35-42-2-7)	0	0	0	0
Torture, Kill, Mutilate an Animal (35-46-3-12)	0	0	0	0
Unauthorized Possession of Prescription (35-48-4-14)	0	0	0	0
Unlawful Entry of Motor Vehicle (35-43-4-2.7)	0	0	0	1
Unlawful Gambling (35-45-5-2)	0	0	0	0
Unlawful Use of Railroad Right of Way (8-3-15-3)	0	0	0	0
Vending Machine Vandalism (35-43-4-7)	0	0	0	0
Violation Home Detention	0	0	0	0
Violation Suspended Commitment to DOC	0	0	0	0
Violation of Compulsory School Attendance Law (Truancy) (31-37-2-3)	0	0	0	0
Voyeurism (35-45-4-5)	0	0	0	0
Welfare Fraud (35-45-5-7)	0	0	0	0
Sub-Total	0	0	0	13
GRAND TOTAL NUMBER OF OFFENSES	0	0	4	54

Indiana Department of Correction
Table 17
Number of Juvenile Offenders by Most Serious Offense
Committed to the Indiana Department of Correction

January 2022

MOST SERIOUS OFFENSE (Citation Code)	NUMBER OF JUVENILES			
	This Month		This Calendar Year	
LEVEL I	Female	Male	Female	Male
Aggravated Battery (35-42-2-1.5)	0	1	0	1
Arson (35-43-1-1)	0	0	0	0
Battery (35-42-2-1)	1	4	1	4
Battery by Bodily Waste (35-42-2-6)	0	0	0	0
Burglary (35-43-2-1)	0	2	0	2
Carjacking (35-42-5-2)	0	0	0	0
Carrying Handgun w/o License (35-47-2-1)	0	2	0	2
Changing, Altering, Removing, Obliterating ID of Handgun (35-47-2-18)	0	0	0	0
Child Exploitation (35-42-4-4)	0	0	0	0
Child Molesting (35-42-4-3)	0	1	0	1
Child Seduction (35-42-4-7)	0	0	0	0
Child Selling (35-46-1-4)	0	0	0	0
Child Solicitation (35-42-4-6)	0	0	0	0
Child in Possession of Handgun (35-47-10-5)	0	1	0	1
Consumer Product Tampering (35-45-8-3)	0	0	0	0
Criminal Confinement (35-42-3-3)	0	0	0	0
Criminal Deviate Conduct (35-42-4-2)	0	0	0	0
Criminal Gang Intimidation (35-45-9-4)	0	0	0	0
Criminal Gang Recruitment	0	0	0	0
Criminal Recklessness (35-42-2-2)	0	1	0	1
Dangerous Possession of a Firearm (35-47-10-5)	0	0	0	0
Dealing in a Sawed-Off Shotgun (35-47-5-4.1)	0	0	0	0
Distribution of a Destructive Device (IC 35-47.5-5-5)	0	0	0	0
Domestic Battery (35-42-2-1.3)	1	0	1	0
Driving While Intoxicated Resulting in Death (9-30-5-5)	0	0	0	0
False Application for Handgun (35-47-2-8)	0	0	0	0
False, Altering Handgun License (35-47-2-22)	0	0	0	0
Feticide (35-42-1-6)	0	0	0	0
Handgun, False ID (35-47-2-17)	0	0	0	0
Incest (35-46-1-3)	0	0	0	0
Interference with Custody (35-42-3-4)	0	0	0	0
Intimidation (35-45-2-1)	0	0	0	0
Involuntary Manslaughter (35-42-1-4)	0	0	0	0
Kidnapping (35-42-3-2)	0	0	0	0
Murder (35-42-1-1)	0	0	0	0
Neglect of a Dependent (35-46-1-4)	0	0	0	0
Operation of a Machine Gun/Hurling a Bomb (35-47-5-9)	0	0	0	0
Overpass Mischief (35-42-2-5)	0	0	0	0
Pointing a Firearm (35-47-4-3)	0	0	0	0
Possession of Firearm on School Property (35-47-9-2)	0	0	0	0
Possession of a Machine Gun or Bomb (35-47-5-9)	0	0	0	0
Rape (35-42-4-1)	0	0	0	0
Reckless Homicide (35-42-1-5)	0	0	0	0
Resisting Law Enforcement (35-44-3-3)	0	0	0	0
Robbery (35-42-5-1)	0	0	0	0
Sell, Manufacture, Possess, Purchase Explosive (35-47-5-1)	0	0	0	0
Sell, Transfer, HIV Blood (35-42-1-7)	0	0	0	0
Selling, Transferring, Giving Handgun to Under 18 (35-47-2-7)	0	0	0	0
Sexual Battery (35-42-4-8)	0	1	0	1
Sexual Misconduct (35-44-1-5)	0	0	0	0

LEVEL I (cont'd)	NUMBER OF JUVENILES			
	This Month		This Calendar Year	
	Female	Male	Female	Male
Sexual Misconduct with a Minor (35-42-4-9)	0	0	0	0
Stalking (35-45-10-5)	0	0	0	0
Strangulation (35-42-2-9)	0	0	0	0
Unlawful Delivery of Confiscated Firearm (35-47-3-4)	0	0	0	0
Unlawful Use of Body Armor (35-47-5-13)	0	0	0	0
Unlawful Use of Stun Gun (35-47-8-5)	0	0	0	0
Vicarious Sexual Gratification (35-42-4-5)	0	0	0	0
Voluntary Manslaughter (35-42-1-3)	0	0	0	0
Sub-Total	2	13	2	13

LEVEL II				
Assisting a Criminal (35-44-3-2)	0	0	0	0
Chinese Throwing Star (35-47-5-12)	0	0	0	0
Criminal Gang Activity (35-45-9-3)	0	0	0	0
Criminal Recklessness (35-42-2-2)	0	0	0	0
Dealing Anabolic Steroid (16-42-19-27)	0	0	0	0
Dealing Methamphetamine (35-48-4-1.1)	0	0	0	0
Dealing in Cocaine or Narcotic Drug (35-48-4-1)	0	0	0	0
Dealing in Marijuana, Hash Oil, or Hashish (35-48-4-10)	0	0	0	0
Dealing in a Schedule I, II, or III Controlled Substance (35-48-4-2)	0	0	0	0
Dealing in a Schedule IV Controlled Substance (35-48-4-3)	0	0	0	0
Dealing in a Schedule V Controlled Substance (35-48-4-4)	0	0	0	0
Dealing in a Substance Represented to be a Controlled Substance (35-48-4-4.5)	0	0	0	0
Delivery of Weapon to Intoxicated Person (35-47-4-1)	0	0	0	0
Disarming Law Enforcement Officer (35-44.1-3-2)	0	0	0	0
Escape/Failure to Return to Lawful Detention (35-44-3-5)	0	0	0	0
Inmate w/ Deadly Weapon (35-44.1-3-7)	0	0	0	0
Interference with Custody (35-42-3-4)	0	0	0	0
Intimidation (35-45-2-1)	0	0	4	4
Knife with Automatic Blade (35-47-5-2)	0	0	0	0
Loan Sharking (35-45-7-2)	0	0	0	0
Maintaining a Common Nuisance (35-48-4-13)	0	0	0	0
Making loan secured by mortgage, deposit or pledge of handgun (35-47-4-2)	0	0	0	0
Manufacture, Distribution, Possession of a Substance Represented to be a Controlled Substance (35-48-4-4.5)	0	0	0	0
Neglect of a Dependent (35-46-1-4)	0	0	0	0
Poss precursors w/intent to manufacture etc. (35-48-4-14.5)	0	0	0	0
Possession of a Controlled Substance (35-48-4-7)	0	0	0	0
Possession of a Knife on School Property (35-47-5-2.5)	0	0	0	0
Promoting Prostitution (35-45-4-4)	0	0	0	0
Purchase, Possession or Sale of Stun Gun (35-47-8-5)	0	0	0	0
Resisting Law Enforcement (35-44-3-3)	0	0	0	0
Rioting with a Deadly Weapon (35-45-1-2)	0	0	0	0
Sale, Possession, Use of Legend Drug (16-42-19-27)	0	0	0	0
Sexual Misconduct with a Minor (35-42-4-9)	0	0	0	0
Stalking (35-45-10-5)	0	0	0	0
Trafficking with an Inmate (35-44-3-9)	0	0	0	0
Use of Stun Gun in Commission of a Crime (35-47-8-5)	0	0	0	0
Sub-Total	0	0	4	4

LEVEL III				
Accident /Failure to Stop (9-26-1-8)	0	0	0	0
Accident, Property Damage with Injury (9-26-1-8)	0	0	0	0
Altering or Damaging Computer (35-43-1-4)	0	0	0	0
Auto Theft, Receiving Stolen Parts (35-43-4-2.5)	0	0	1	1
Battery (35-42-2-1)	0	0	0	0
Beastiality	0	0	0	0
Bribery (35-44-1-1)	0	0	0	0
Burglary (35-43-2-1)	0	0	0	0
Check Deception (35-43-5-5)	0	0	0	0

LEVEL III (cont'd)	NUMBER OF JUVENILES			
	This Month		This Calendar Year	
	Female	Male	Female	Male
Check Fraud (35-43-5-12)	0	0	0	0
Child Exploitation (35-42-4-4)	0	0	0	0
Controlled Substance Registration (35-48-4-14)	0	0	0	0
Conversion (35-43-4-3)	0	0	0	0
Criminal Mischief (35-43-1-2)	0	0	2	2
Criminal Recklessness (35-42-2-2)	0	0	0	0
Criminal Trespass (35-43-2-2)	0	0	0	0
Dealing in Altered Property (35-43-4-2.3)	0	0	0	0
Dealing in Marijuana, Hash Oil, or Hashish (35-48-4-10)	0	0	0	0
Dealing in Paraphernalia (35-48-4-8.5)	0	0	0	0
Distribution of Material Harmful to Minor (35-49-3-3)	0	0	0	0
Escape/Failure to Return to Lawful Detention (35-44-3-5)	0	0	1	1
Failure to Appear (35-44-3-6)	0	0	0	0
False Reporting (35-44-2-2)	0	0	0	0
Forgery (35-43-5-2)	0	0	0	0
Fraud (35-43-5-4)	0	0	0	0
Fraud on Financial Institution (35-45-5-8)	0	0	0	0
Home Improvement Fraud (35-43-6-13)	0	0	0	0
Identity Deception (35-43-5-3.5)	0	0	0	0
Interference with Custody (35-42-3-4)	0	0	0	0
Interference with Reporting Crime (35-42-2-5)	0	0	0	0
Invasion of Privacy (35-46-1-15.1)	0	0	0	0
Kill Domestic Animal	0	0	0	0
Manufacture of Paraphernalia (35-48-4-8.1)	0	0	0	0
Nonsupport of Child (35-46-1-5)	0	0	0	0
Nonsupport of Spouse (35-46-1-6)	0	0	0	0
Obscene Performance (35-49-3-1)	0	0	0	0
Obstructing Fireman (35-44-3-8)	0	0	0	0
Obstructing Traffic (35-42-2-4)	0	0	0	0
Obstruction of Justice (35-44-3-4)	0	0	0	0
Operating Vehicle After Lifetime Forfeiture (9-30-10-17)	0	0	0	0
Operating Vehicle While Intoxicated (9-30-5-4)	0	0	0	0
Operating Vehicle While Intoxicated with Prior (9-30-5-3)	0	0	0	0
Patronizing a Prostitute (35-45-4-3)	0	0	0	0
Perjury (35-44-2-1)	0	0	0	0
Possession of Cocaine or Narcotic Drug (35-48-4-6)	0	0	0	0
Possession of Marijuana, Hash Oil, or Hashish (35-48-4-11)	0	0	0	0
Possession of Methamphetamines (35-48-4-6.1)	0	0	0	0
Possession of Paraphernalia (35-48-4-8.3)	0	0	0	0
Possession of a Controlled Substance (35-48-4-7)	0	0	0	0
Possession of a Syringe (16-42-19-18)	0	0	0	0
Possession/Use of Legend Drug (16-42-19-13)	0	0	0	0
Professional Gambling (35-45-5-3)	0	0	0	0
Profiting from Adoption (35-46-1-9)	0	0	0	0
Promoting Professional Gambling (35-45-5-4)	0	0	0	0
Promoting Prostitution (35-45-4-4)	0	0	0	0
Prostitution (35-45-4-2)	0	0	0	0
Public Indecency (35-45-4-1)	0	0	0	0
Public Nudity (35-45-4-1.5)	0	0	0	0
Railroad Mischief (35-42-2-5.5)	0	0	0	0
Receiving Stolen Property (35-43-4-2)	0	0	0	0
Residential Entry (35-43-2-1.5)	0	0	0	0
Resisting Law Enforcement (35-44-3-3)	0	0	0	0
Rioting (35-45-1-2)	0	0	0	0
Sale, Possession, Use of Legend Drug (16-42-19-27)	0	0	0	0
Selling, Distributing, Exhibiting Obscene Material (35-49-3-1)	0	0	0	0

LEVEL III (Cont.)	NUMBER OF JUVENILES			
	This Month		This Calendar Year	
	Female	Male	Female	Male
Stalking (35-45-10-5)	0	0	0	0
Synthetic Drug (35-48-4-11.5)	0	0	0	0
Theft (35-43-4-2)	0	0	1	1
Torture or Mutilation of Animal (35-46-3-12)	0	0	0	0
Trafficking with an Inmate (35-44-3-9)	0	0	0	0
Unauthorized Possession of Prescription Form (35-48-4-14)	0	0	0	0
Unlawful Entry of Motor Vehicle (35-43-4-2.7)	0	0	0	0
Voyeurism (35-45-4-5)	0	0	0	0
Welfare Fraud (35-43-5-7)	0	0	0	0
Sub-Total	0	0	5	5
LEVEL IV				
Absence From Home Detention (35-38-2.5-10)	0	0	0	0
Accident/Failure to Stop (9-26-1-8)	0	0	0	0
Assisting a Criminal (35-44-3-2)	0	0	0	0
Beats Vertebrate Animal (35-46-3-12)	0	0	0	0
Check Deception (35-43-5-5)	0	0	0	0
Common Nuisance (35-48-4-13)	0	0	0	0
Computer Trespassing (35-43-2-3)	0	0	0	0
Counterfeiting Auto Registration (9-18-2-42)	0	0	0	0
Counterfeiting a Driver's License (9-24-18-7)	0	0	0	0
Curfew Violation (31-37-2-5)	0	0	0	0
Deception (35-43-5-3)	0	0	0	0
Disorderly Conduct (35-45-1-3)	0	0	0	0
Dissemination of Material Harmful to Minor (35-49-3-3)	0	0	0	0
Driving with Suspended License (9-24-19-2)	0	0	0	0
Exploitation of Dependent/Endangered Adult (35-46-1-12)	0	0	0	0
Failure to Appear (35-44-3-6)	0	0	0	0
Failure to Disclose Recruitment (35-46-4-4)	0	0	0	0
Failure to Respond to Summons (35-44-3-6.5)	0	0	0	0
False Auto Registration (9-18-2-44)	0	0	0	0
False Identity Statement (35-44-2-6)	0	0	0	0
False Informing (35-44-2-2)	0	0	0	0
Flag Desecration (35-45-1-4)	0	0	0	0
Glue Sniffing (35-46-6-2)	0	0	0	0
Habitual Disobedience of Parent, Guardian, or Custodian (Incorrigible) (31-37-2-4)	0	0	0	0
Harassment (35-45-2-2)	0	0	0	0
Home Improvement Fraud (35-43-6-12)	0	0	0	0
Illegal Consumption of Alcohol (7.1-5-7-7)	0	0	0	0
Illegal Possession of Alcohol (7.1-5-7-7)	0	0	0	0
Impairment of ID Number (35-43-7-4)	0	0	0	0
Interference with Custody (35-42-3-4)	0	0	0	0
Interfering with Law Enforcement Animal (35-46-3-11)	0	0	0	0
Invasion of Privacy (35-46-1-15.1)	0	0	0	0
Leaving Home w/o Permission of Parent, Guardian or Custodian (Runaway) (31-37-2-2)	0	0	0	0
Nitrous Oxide Distribution (35-46-6-3)	0	0	0	0
Obscene Performance (35-49-3-1)	0	0	0	0
Obstructing Medical Emergency (35-44-3-8.5)	0	0	0	0
Obstructing Traffic (35-42-2-4)	0	0	0	0
Operating Vehicle While Intoxicated (9-30-5-2)	0	0	0	0
Operating Vehicle While Intoxicated/Cntrl'd Sub (9-30-5-1)	0	0	0	0
Operating Vehicle w/o License (9-24-18-1)	0	0	0	0
Operating Vehicle w/o Proof of Financial (9-25-8-2)	0	0	0	0
Operating Vehicle w/o Registration/Plates (9-18-2-43)	0	0	0	0
Possession of Marijuana, Hash Oil, or Hashish (35-48-4-11)	0	0	0	0
Possession of Paraphernalia (35-48-4-8.3)	0	0	0	0
Possession of Substance Represented to be a Controlled Substance (35-48-4-4.6)	0	0	0	0
Possession, Purchase, Accepting Tobacco (35-46-1-10.5)	0	0	0	0
Probation Violation	0	0	0	0
Public Intoxication (7.1-5-1-3)	0	0	0	0
Receiving Unidentified Property (35-43-7-5)	0	0	0	0
Reckless Driving (9-21-8-52)	0	0	0	0
Refusal to Aid Officer (35-44-3-7)	0	0	0	0

LEVEL IV (cont'd)	NUMBER OF JUVENILES				
	This Month		This Calendar Year		
	Female	Male	Female	Male	
Refusal to Identify Self (34-28-5-3.5)	0	0	0	0	
Selling, Distributing, Exhibiting Obscene Material (35-49-3-1)	0	0	0	0	
Synthetic Drug	0	0	0	0	
Torture, Kill, Mutilate an Animal (35-46-3-12)	0	0	0	0	
Unauthorized Possession of Prescription (35-48-4-14)	0	0	0	0	
Unlawful Entry of Motor Vehicle (35-43-4-2.7)	0	0	0	0	
Unlawful Gambling (35-45-5-2)	0	0	0	0	
Unlawful Use of Railroad Right of Way (8-3-15-3)	0	0	0	0	
Vending Machine Vandalism (35-43-4-7)	0	0	0	0	
Violation Home Detention	0	0	0	0	
Violation Suspended Commitment to DOC	0	0	0	0	
Violation of Compulsory School Attendance Law (Truancy) (31-37-2-3)	0	0	0	0	
Voyeurism (35-45-4-5)	0	0	0	0	
Welfare Fraud (35-45-5-7)	0	0	0	0	
	Sub-Total	0	0	0	0
	GRAND TOTAL NUMBER OF JUVENILES	2	13	11	22

Indiana Department of Correction
Table 18
Juvenile Female New Commitments


<u>Month</u>	<u>2017</u>	<u>2018</u>	<u>2019</u>	<u>2020</u>	<u>2021</u>	<u>2022</u>
January	2	3	10	3	4	2
February	5	8	4	5	0	
March	6	4	7	3	1	
April	2	7	3	5	3	
May	6	8	8	5	6	
June	7	2	3	4	6	
July	8	12	9	3	3	
August	5	4	2	1	5	
September	8	8	4	4	3	
October	6	5	6	2	2	
November	7	8	2	5	3	
December	<u>12</u>	<u>8</u>	<u>5</u>	<u>3</u>	<u>3</u>	
TOTALS	74	77	63	43	39	

Source: SAS - mnthadm4.pgm

Indiana Department of Correction

Graph G

Average Daily Juvenile Female Offender Populations Calendar Year 2022



Indiana Department of Correction
Table 19
Juvenile Male New Commitments


<u>Month</u>	<u>2017</u>	<u>2018</u>	<u>2019</u>	<u>2020</u>	<u>2021</u>	<u>2022</u>
January	26	46	36	28	6	23
February	26	38	36	21	16	
March	36	33	17	32	28	
April	45	27	24	17	22	
May	35	42	30	11	23	
June	48	29	27	14	23	
July	40	29	47	17	21	
August	48	28	37	15	15	
September	43	41	23	20	23	
October	39	24	34	17	9	
November	48	34	26	19	22	
December	<u>34</u>	<u>52</u>	<u>23</u>	<u>20</u>	<u>28</u>	
TOTALS	468	423	360	231	236	

Source: SAS - mnthadm4.pgm

Indiana Department of Correction

Graph H

Average Daily Juvenile Male Offender Populations Calendar Year 2022





Juvenile Reintegration Districts



District #8

District #6

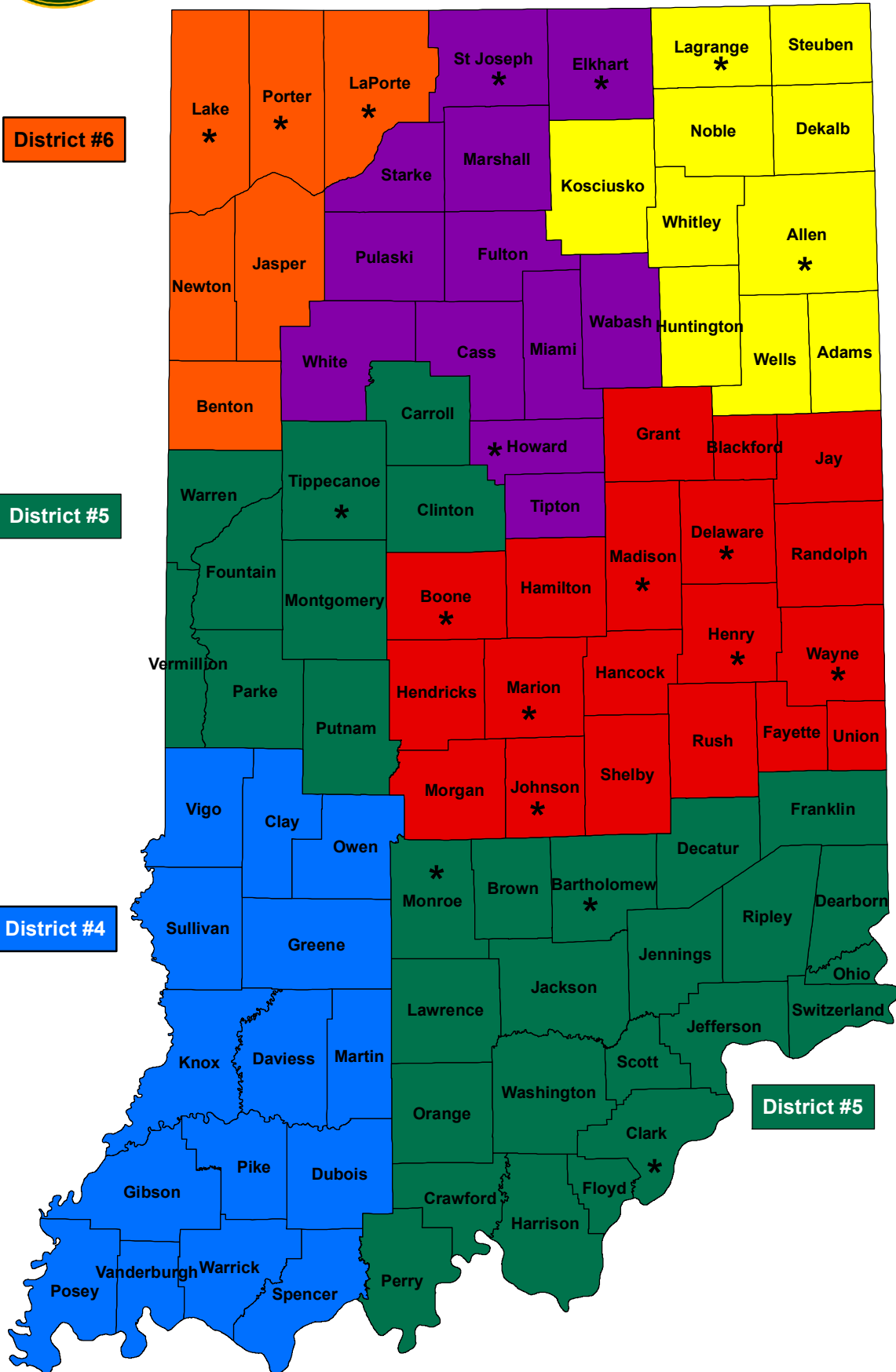
District #2

District #5

District #3

District #4

District #5



*JDAI Site

Indiana Department of Correction
Table 20
Juvenile Parole Caseload on February 01, 2022

<u>Juvenile Reintegration Districts</u>	Indiana Parolees		Other Jurisdiction		<u>Total</u>
	<u>Juvenile Male</u>	<u>Juvenile Female</u>	<u>Juvenile Male</u>	<u>Juvenile Female</u>	
<i>Interstate Compact (RD0)*</i>	3	0	0	0	3
	<u>District Supervision Breakdown</u> as follows:				
Re-Entry Parole (PD1)	0	0	0	0	0
Fort Wayne (PD2)	7	1	1	0	9
Indianapolis (PD3)	6	0	3	0	9
Evansville (P4A)	3	0	0	0	3
Terre Haute (P4B)	2	0	0	0	2
Bloomington (PD5)	0	0	0	0	0
Gary (PD6)	0	0	0	0	0
New Castle (PD7)	6	0	0	0	6
South Bend (PD8)	1	0	1	0	2
Madison (PD9)	2	0	1	0	3
Total	30	1	6	0	37

Total Juvenile Parole Population on the First Day of Each Month

<u>Calendar Year 2022</u>	Indiana Parolees		Other Jurisdiction		<u>Total</u>
	<u>Juvenile Male</u>	<u>Juvenile Female</u>	<u>Juvenile Male</u>	<u>Juvenile Female</u>	
January	30	1	6	0	37

** Includes Indiana parolees who are serving their parole in another state, as well as offenders from other States being supervised in Indiana (Interstate Compact)*

Sources:
Parole Division
SAS - juvparl2.pgm

**Indiana Department of Correction
Indiana Government Center South, Room E334
302 W. Washington Street
Indianapolis, IN 46204**

**Prepared by:
Scott Haskett, Data Analyst
CHaskett2@idoc.in.gov**

This report and previous reports may be found at:

<http://www.in.gov/idoc/2376.htm>



CHANGING LIVES



The logo for the Indiana Department of Correction is circular, featuring a central torch and the words 'EMPLOYEES', 'EFFICIENCY', and 'EFFECTIVENESS'. The outer ring contains the text 'INDIANA DEPARTMENT OF CORRECTION'. The map of Indiana is a solid blue silhouette.

The Indiana Department of Correction advances public safety and successful re-entry through dynamic supervision, programming, and partnerships.