


Indiana Department of Correction

Division of Data Science and Analytics



Offender Population Statistical Report

- MAY 2021 -

Rob Carter, Commissioner

**Indiana Department of Correction
Indiana Government Center South, Room E334
302 W. Washington Street
Indianapolis, IN 46204**

**Prepared by:
Christopher Yirenkyi, Data Analyst
(317) 233-4765
cyirenkyi@idoc.in.gov**

This report and previous reports may be found at:

<http://www.in.gov/idoc/2376.htm>



Definitions

For the purpose of this report, the following definitions apply:

Admission – The means by which an offender enters the custody or jurisdiction of the Indiana Department of Correction. For this report, with the exception of the return of an escapee, this does not include a return from a temporary absence.

Average Daily Population – The sum of the daily beginning counts for a month, divided by that month's number of daily beginning counts.

Beginning Count – The number of offenders physically present at the beginning of the day (ie, 0000:01 hours).

Class A Felony – An offense whereby a person convicted of this felony shall be imprisoned for a fixed term of thirty years, with not more than twenty years added for aggravating circumstances, or not more than ten years subtracted for mitigating circumstances.

Class B Felony – An offense whereby a person convicted of this felony shall be imprisoned for a fixed term of ten years, with not more than ten years added for aggravating circumstances, or not more than four years subtracted for mitigating circumstances.

Class C Felony – An offense whereby a person convicted of this felony shall be imprisoned for a fixed term of four years, with not more than four years added for aggravating circumstances, or not more than two years subtracted for mitigating circumstances.

Class D Felony – An offense whereby a person convicted of this felony shall be imprisoned for a fixed term of one and one-half years, with not more than one and one-half years added for aggravating circumstances, or not more than one year subtracted for mitigating circumstances.

Class 1 Felony – An offense whereby a person convicted of this felony shall be imprisoned with a sentence range of 20-40 years, with not more than twenty years added as a habitual offender enhancement.

Class 2 Felony – An offense whereby a person convicted of this felony shall be imprisoned with a sentence range of 10-30 years, with not more than twenty years added as a habitual offender enhancement.

Class 3 Felony – An offense whereby a person convicted of this felony shall be imprisoned with a sentence range of 3-16 years, with not more than twenty years added as a habitual offender enhancement.

Class 4 Felony – An offense whereby a person convicted of this felony shall be imprisoned with a sentence range of 2-12 years, with not more than twenty years added as a habitual offender enhancement.

Class 5 Felony – An offense whereby a person convicted of this felony shall be imprisoned with a sentence range of 1-6 years, with not more than six years added as a habitual offender enhancement.

Class 6 Felony – An offense whereby a person convicted of this felony shall be imprisoned with a sentence range of 0.5-2.5 years, with not more than six years added as a habitual offender enhancement.

Contracted Beds - Those offenders who have been committed to the Indiana Department of Correction, but are housed in a local work release facility under contract of a 3rd party provider.

County Jail "Back-ups" (Jail Bed Count) – Those offenders who have been committed to the Indiana Department of Correction, but are housed in a county jail until they can be transferred to a Department of Correction intake facility. The county receives \$35.00 per day, per offender, to house these offenders.

Ending Count – The number of offenders physically present at the end of the day (ie, 2400:00 hours).

Felon – A person convicted in any jurisdiction who might have been imprisoned for more than one year.

Murder - An offense whereby a person convicted of this felony shall be imprisoned for a fixed term of fifty-five years, with not more than ten years added for aggravating circumstances, or not more than ten years subtracted for mitigating circumstances.

Definitions Continued

Operational Capacity – The total bed capacity of the facility. The capacity of a facility is the number of beds authorized for safe and efficient operation of the facility.

Pre-Dispositional – An individual ordered by the Court to the Indiana Department of Correction for evaluation prior to sentencing.

Release – The means by which an offender leaves the custody or jurisdiction of the Indiana Department of Correction. For this report, with the exception of an escape, this does not include a temporary absence.

Safekeeper – An individual whom the Court has determined to be in imminent danger of serious bodily injury or death, or who represents a substantial threat to the safety of others, and whom the Court has ordered to the Indiana Department of Correction for custody and security control.

Maximum Level Facilities – Maximum security facilities have very restrictive security measures and housing is celled space.

Medium Level Facilities – Medium security facilities have moderate degree of security measures and housing consists of dormitories and celled space.

Minimum Level Facilities – Minimum Security Facilities have the least restrictive security measures and housing is dormitory style. Also included as minimum security are work release program offenders who leave the facility for outside employment but return nightly.

Intake Facilities – Intake facilities are designated to receive newly committed adult offenders. During the intake process each offender is evaluated through interviews, reports and diagnostic tests. This evaluation forms the basis of the offenders' facility and program assignment.

Secure Housing Units – Denotes maximum control with the most restrictive security measures in place.

Vacancy – The number of beds available for assignment.

Juvenile Diagnostic/Walkthrough – A Juvenile court can order a youth to the Department of Correction to be temporarily committed for not more than 14 days (excluding Saturdays, Sundays and Legal holidays) for the purpose of an evaluation. The youth must be adjudicated delinquent and the order has to be prior to disposition. The department will send a report to the court of the written findings.

Indiana Department of Correction Population Summary

- There were 21,879 adult male offenders (including 530 county jail “back-ups” and 71 in contracted beds) on June 01, 2021. This population is 8% below operational bed capacity for general population.
- There were 2,224 adult female offenders (including 63 county jail “back-ups” and 38 in contracted beds) on June 01, 2021. This population is 20% below the operational bed capacity.
- There were 230 juvenile male offenders in the Department’s facilities on June 01, 2021. This population is 57% below the operational bed capacity.
- There were 32 juvenile female offenders in the Department’s facilities on June 01, 2021. This population is 48% below the operational bed capacity.
- There were 5,583 adult males on parole in Indiana (5,051 Indiana parolees and 532 other jurisdiction parolees) on June 01, 2021.
- There were 626 adult females on parole in Indiana (558 Indiana parolees and 68 other jurisdiction parolees) on June 01, 2021.
- There were 605 adults admitted to IDOC (520 males and 85 females) and 796 adults released from IDOC (692 males and 104 females) in May 2021.
- There were 29 juveniles admitted to IDOC (22 males and 6 females) and 24 juveniles released from IDOC (20 males and 4 female) in May 2021.

**Indiana Department of Correction
Human Resource Report**

May 31, 2021

ADULT FACILITIES

Facility	Total Staff*	Custody Staff	Non-Custody	Vacancies	Hires - Rehires	Retired - Terminated	Inter-Agency		Contract/Vendor		
							In	Out	Aramark	Health	Education
Branchville Correctional Facility	238	164	74	36	6	6	1	0	5	28	4
Chain O'Lakes Correctional Facility	27	20	7	4	1	2	0	0	5	2	0
Correctional Industrial Facility	296	230	66	71	2	15	1	0	14	21	2
Edinburgh Correctional Facility	69	52	17	3	3	3	1	1	4	6	1
Indiana State Prison/Lakeside	437	337	100	133	9	33	0	0	16	39	2
Indiana Women's Prison	181	131	50	12	4	3	0	0	5	19	2
Madison Correctional Facility	188	136	52	27	10	5	0	0	7	25	2
Miami Correctional Facility	408	303	105	176	21	36	2	1	16	51	6
New Castle Correctional Facility**	407	287	120	122	0	2	0	0	25	60	8
Pendleton Correctional Facility	374	248	126	152	6	9	0	0	17	40	1
Plainfield Correctional Facility	336	243	93	58	4	6	0	0	30	38	5
Putnamville Correctional Facility	411	297	114	114	10	16	0	0	10	33	7
Reception-Diagnostic Center	210	164	46	37	7	9	0	0	0	28	0
Rockville Correctional Facility	232	166	66	34	10	1	0	0	14	30	2
South Bend Comm. Re-Entry Center	38	25	13	4	0	1	0	0	4	3	0
Heritage Trail DOC Staff	21	0	21	4	0	0	0	0	0	9	4
Heritage Trail GEO Staff**	157	86	71	50	0	0	0	0	4	11	0
Wabash Valley Correctional Facility	564	446	118	82	4	12	0	0	22	56	3
Westville Correctional Facility	636	493	143	134	17	35	0	0	22	59	6
Total	5,230	3,828	1,402	1,253	114	194	5	2	220	558	53

JUVENILE FACILITIES

Facility	Total Staff*	Custody Staff	Non-Custody	Vacancies	Hires - Rehires	Retired - Terminated	Inter-Agency		Contract/Vendor		
							In	Out	Aramark	Health	Education
Camp Summit	53	39	14	11	0	3	0	0	4	7	9
Logansport Intake/North Central	155	104	51	32	1	6	0	0	7	13	12
Pendleton Juvenile Correctional	222	154	68	70	2	9	0	0	6	17	25
Total	430	297	133	113	3	18	0	0	17	37	46

ADMINISTRATIVE

Central Office***	Total	551	186	365	76	4	3	2	2	0	3	3
-------------------	--------------	------------	------------	------------	-----------	----------	----------	----------	----------	----------	----------	----------

TOTALS

STATE EMPLOYEE TOTAL	5,647	3,938	1,709	1,270	121	213	7	4	0	0	0
CONTRACT EMPLOYEE TOTAL	1,500	373	1,127	172	0	2	0	0	237	598	101
GRAND TOTAL	7,147	4,311	2,836	1,442	121	215	7	4	237	598	101

* Total Active Staff does not include those on disability, suspension, or leave with pay.

** New Castle Correctional Facility and Heritage Trail are privately contracted institutions. Their hire/rehire and termination/reitre data is not provided to DOC.

*** Includes Technology Services Division, PEN Products, Staff Development and Training, and the Parole Division (counted as Custody Staff)

Note: Total staff, custody staff, non-custody staff, and vacancy data are as of the end of the month.

Hires and re-hires, retirements and terminations, intra-agency transfer in and transfer out are the total number of actions for the month.

Source: DOC Human Resource



Offender Statistics



Indiana Department of Correction
Table 1
Offender Population & Vacancy Numbers, by Facility Security Level
June 1, 2021

Minimum Security - Adult MALE						
--------------------------------------	--	--	--	--	--	--

	May Ending Count	General Population Vacancies	Programs & Treatment Vacancies	Restricted Housing & Infirmery Vacancies	Down Beds	Held Beds
Chain O'Lakes	89	13	0	0	0	0
Edinburgh	288	55	0	0	0	1
Miami - MCA	99	105	0	0	0	0
New Castle - NCA	128	76	0	0	0	0
Pendleton - IRO	153	67	0	0	0	0
Westville - WCA	335	20	20	0	2	2
Wabash Valley - WVA	191	7	0	0	0	0
Total	1,283	343	20	0	2	3

Re-Entry & Work Release - Adult MALE						
---	--	--	--	--	--	--

Bartholomew Co. Re-Entry	4	16	0	0	0	0
Chain O'Lakes Re-Entry	31	7	0	0	0	0
Lake Co. Re-Entry/M	4	6	0	0	0	0
South Bend Re-Entry	168	33	0	0	0	0
VOA/Hope Hall Re-Entry	26	14	0	0	0	0
Starke Co. PI - TC	37	0	11	0	0	0
Total	270	76	11	0	0	0

Medium Security - Adult MALE						
-------------------------------------	--	--	--	--	--	--

	May Ending Count	General Population Vacancies	Programs & Treatment Vacancies	Restricted Housing & Infirmery Vacancies	Down Beds	Held Beds
Branchville	1,196	232	102	3	0	0
Correctional Industrial	1,230	242	12	2	5	4
Indiana State Prison ISO	285	98	0	0	0	2
Plainfield	1,394	86	21	10	79	6
Putnamville	1,948	181	49	17	323	1
Heritage Trail	827	77	0	0	0	12
Westville	2,331	197	165	54	137	29
New Castle	2,292	93	20	13	5	8
Total	11,503	1,206	369	99	549	62

Table 1 (Cont.)

Maximum Security - Adult MALE						
	May	General	Programs &	Restricted		
	Ending	Population	Treatment	Infirmary	Down	Held
	Count	Vacancies	Vacancies	Vacancies	Beds	Beds
Miami	1,792	121	8	0	1,054	9
Indiana State Prison	1,884	55	16	48	57	17
Pendleton	1,364	4	0	58	12	11
Pendleton Treatment Unit	167	0	81	0	12	0
ISR Secure Housing Unit	43	0	0	0	26	0
New Castle Annex	415	31	0	34	4	2
New Castle Mental Health	119	0	5	0	4	0
WCU Secure Housing Unit	127	0	0	9	2	0
Wabash Valley	1,697	33	31	21	4	15
WVS Secure Housing Unit	193	0	0	8	13	2
Reception Diag. Center	492	185	0	0	18	0
Total	8,293	429	141	178	1,206	56

Minimum Security & Re-Entry - Adult FEMALE						
	May	General	Programs &	Restricted		
	Ending	Population	Treatment	Infirmary	Down	Held
	Count	Vacancies	Vacancies	Vacancies	Beds	Beds
Madison	449	399	0	0	0	0
Jefferson Co. Re-Entry	30	52	0	0	0	0
Crane House	38	7	0	0	0	0
Total	517	458	0	0	0	0

Medium Security - Adult FEMALE						
Rockville	929	21	89	12	155	0
Total	929	21	89	12	155	0

Maximum Security - Adult FEMALE						
Women's Prison	560	115	47	3	0	2
Rockville Intake	155	57	0	0	0	0
Total	715	172	47	3	0	2

JAIL BED COUNT						
Adult Male	530	N/A	N/A	N/A	N/A	N/A
Adult Female	63	N/A	N/A	N/A	N/A	N/A
Total	593					

Table 1 (Cont.)

JUVENILE OFFENDERS

Juvenile Male

	May Ending Count	General Population Vacancies	Programs & Treatment Vacancies	Restricted Housing & Infirmery Vacancies	Down Beds	Held Beds
North Central Juvenile Correctional Facility	110	64	0	0	0	0
Pendleton Juvenile Correctional Facility	120	238	0	20	0	13
Total	230	302	0	20	0	13

Juvenile Female

LaPorte Juvenile Correctional Facility	32	29	0	1	0	0
--	----	----	---	---	---	---

TOTALS

	May Ending Count	General Population Vacancies	Programs & Treatment Vacancies	Restricted Housing & Infirmery Vacancies	Down Beds	Held Beds
GRAND TOTAL FOR ALL ADULT MALES (Includes Jail Bed Count and Contracted Beds)	21,879	2,054	541	277	1,757	121
TOTAL FOR ADULT MALES IDOC FACILITIES ONLY	21,278	2,018	530	277	1,757	121
GRAND TOTAL FOR ALL ADULT FEMALES (Includes Jail Bed Count and Contracted Beds)	2,224	651	136	15	155	2
TOTAL FOR ADULT FEMALES IDOC FACILITIES ONLY	2,123	592	136	15	155	2
TOTAL FOR JUVENILE MALES	230	302	0	20	0	13
TOTAL FOR JUVENILE FEMALES	32	29	0	1	0	0
GRAND TOTAL FOR THE DEPARTMENT (Includes Jail Bed Count and Contracted Beds)	24,365	3,036	677	313	1,912	136
GRAND TOTAL FOR THE DEPARTMENT (Excludes Jail Bed Count and Contracted Beds)	23,663	2,941	666	313	1,912	136

Sources: Planning Division Facility Body Count Report
 Planning Division Juvenile Daily Count Report
 OIS - Jail Bed Count
 Operational Support Services - Vacancy Report

Indiana Department of Correction
Table 2
Operational Capacity Compared to Population, by Facility
June 1, 2021

Minimum Security - Adult MALE					
	April Operational Capacity	May Operational Capacity	May Adjusted Operational Capacity*	May Ending Count	Percent +/- Capacity
Chain O'Lakes	102	102	102	89	-13%
Edinburgh	344	344	343	288	-16%
Miami - MCA	204	204	204	99	-51%
New Castle - NCA	204	204	204	128	-37%
Pendleton - IRO	220	220	220	153	-30%
Westville - WCA	379	379	355	335	-6%
Wabash Valley - WVA	<u>198</u>	<u>198</u>	<u>198</u>	191	<u>-4%</u>
Total	1,651	1,651	1,626	1,283	-21%

Re-Entry & Work Release - Adult MALE					
Bartholomew Co. Re-Entry	20	20	40	4	-90%
Chain O'Lakes Re-Entry	38	38	38	31	-18%
Lake Co. Re-Entry/M	10	10	10	4	-60%
South Bend Re-Entry	201	201	201	168	-16%
VOA/Hope Hall Re-Entry	40	40	40	26	-35%
Starke Co. PI - TC	<u>48</u>	<u>48</u>	37	37	0
Total	357	357	366	270	-26%

Medium Security - Adult MALE					
Branchville	1,533	1,533	1,428	1,196	-16%
Correctional Industrial	1,495	1,495	1,472	1,230	-16%
Indiana State Prison ISO	385	385	383	285	-26%
Plainfield	1,596	1,596	1,480	1,394	-6%
Putnamville	2,519	2,519	2,129	1,948	-9%
Heritage Trail	916	916	904	827	-9%
Westville	2,913	2,913	2,528	2,331	-8%
New Castle	2,431	2,431	2,385	2,292	-4%
Total	13,788	13,788	12,709	11,503	-9%

Table 2 (Cont.)

Maximum Security - Adult MALE					
	April Operational Capacity	May Operational Capacity	May Adjusted Operational Capacity*	May Ending Count	Percent +/- Capacity
Miami	2,984	2,984	1,913	1,792	-6%
Indiana State Prison	2,077	2,077	1,926	1,884	-2%
Pendleton	1,449	1,449	1,368	1,364	0%
Pendleton Treatment Unit	260	260	167	167	0%
ISR Secure Housing Unit	69	69	43	43	0%
New Castle Annex	486	486	446	415	-7%
New Castle Mental Health	128	128	119	119	0%
WCU Secure Housing Unit	138	138	127	127	0%
Wabash Valley	1,801	1,801	1,730	1,697	-2%
WVS Secure Housing Unit	216	216	193	193	0%
Reception Diag. Center	<u>695</u>	<u>695</u>	<u>492</u>	492	<u>0%</u>
Total	10,303	10,303	8,524	8,293	-3%

Minumum Security & Re-Entry - Adult FEMALE					
Madison	848	848	848	449	-47%
Jefferson Co. Re-Entry	82	82	82	30	-63%
Crane House	45	45	45	38	-16%
Total	975	975	975	517	-47%

Medium Security - Adult FEMALE					
Rockville	<u>1,206</u>	<u>1,206</u>	<u>950</u>	<u>929</u>	-2%
Total	1,206	1,206	950	929	-2%

Maximum Security - Adult FEMALE					
Women's Prison	727	727	650	560	-14%
Rockville Intake	<u>212</u>	<u>212</u>	<u>155</u>	155	<u>0%</u>
Total	939	939	805	715	-11%

JAIL BED COUNT**					
Adult Male	563	530	530	530	0%
Adult Female	<u>66</u>	<u>63</u>	<u>63</u>	<u>63</u>	<u>0%</u>
Total	629	593	593	593	0%

JUVENILE OFFENDERS					
	Juvenile Male				
North Central Juvenile Correctional Facility	174	174	174	110	-37%
Pendleton Juvenile Correctional Facility	<u>391</u>	<u>391</u>	<u>358</u>	<u>120</u>	<u>-66%</u>
Total	565	565	532	230	-57%

Table 2 (Cont.)

Juvenile Female

	April Operational Capacity	May Operational Capacity	May Adjusted Operational Capacity*	May Ending Count	Percent +/- Capacity
LaPorte Juvenile Correctional Facility	62	62	61	32	-48%

TOTALS					
	April Operational Capacity	May Operational Capacity	May Adjusted Operational Capacity*	May Ending Count	Percent +/- Capacity
GRAND TOTAL FOR ALL ADULT MALES (Includes Jail Bed Count and Contracted Beds)	26,662	26,629	23,755	21,879	-8%
TOTAL FOR ADULT MALES IDOC FACILITIES ONLY	25,981	25,981	23,098	21,278	-8%
GRAND TOTAL FOR ALL ADULT FEMALES (Includes Jail Bed Count and Contracted Beds)	3,186	3,183	2,793	2,224	-20%
TOTAL FOR ADULT FEMALES IDOC FACILITIES ONLY	3,075	3,075	2,685	2,123	-21%
TOTAL FOR JUVENILE MALES	565	565	532	230	-57%
TOTAL FOR JUVENILE FEMALES	62	62	61	32	-48%
GRAND TOTAL FOR THE DEPARTMENT (Includes Jail Bed Count** and Contracted Beds)	30,475	30,439	27,141	24,365	-10%
GRAND TOTAL FOR THE DEPARTMENT (Excludes Jail Bed Count and Contracted Beds)	29,683	29,683	26,376	23,663	-10%

*Adjusted Operational Capacity includes Intake Beds and excludes Down, Held, and Segregation/Infirmary, and Program/Treatment Hold Beds.

**Jail Bed Counts - IDOC offender Jail Bed holding is demand-based, therefore Jail Bed Percent Capacity is always 0%. Jail Bed Operational Capacity is determined by each county's availability and fluctuates from month to month.

Sources: Planning Division Facility Body Count Report
 Planning Division Juvenile Daily Count Report
 OIS - Jail Bed Count
 Operational Support Services - Vacancy Report

Indiana Department of Correction

Table 3

**Facility Population on the First Day of Each Month
(Excludes County Jail "Back-ups" & Contracted Beds)**

<u>2019</u>	<u>Adult Male</u>	<u>Adult Female</u>	<u>Juvenile Male</u>	<u>Juvenile Female</u>	<u>Total</u>
January	23,970	2,500	365	38	26,873
February	23,876	2,481	382	41	26,780
March	23,963	2,481	386	40	26,870
April	24,030	2,488	383	44	26,945
May	24,103	2,522	372	34	27,031
June	24,138	2,549	360	36	27,083
July	24,181	2,596	355	34	27,166
August	24,186	2,574	367	43	27,170
September	24,285	2,630	373	39	27,327
October	24,264	2,614	376	39	27,293
November	24,274	2,582	368	39	27,263
December	24,259	2,564	360	28	27,211

<u>2020</u>	<u>Adult Male</u>	<u>Adult Female</u>	<u>Juvenile Male</u>	<u>Juvenile Female</u>	<u>Total</u>
January	24,294	2,569	325	25	27,213
February	24,238	2,544	342	21	27,145
March	24,253	2,540	349	23	27,165
April	24,294	2,553	350	24	27,221
May	23,844	2,502	348	27	26,721
June	23,328	2,472	347	29	26,176
July	22,895	2,412	309	26	25,642
August	22,560	2,341	294	28	25,223
September	22,174	2,282	272	26	24,754
October	22,009	2,231	266	28	24,534
November	21,809	2,264	231	32	24,336
December	21,685	2,221	230	36	24,172

<u>2021</u>	<u>Adult Male</u>	<u>Adult Female</u>	<u>Juvenile Male</u>	<u>Juvenile Female</u>	<u>Total</u>
January	21,465	2,161	223	36	23,885
February	21,448	2,197	207	37	23,889
March	21,442	2,176	208	36	23,862
April	21,472	2,179	223	34	23,908
May	21,310	2,127	222	30	23,689
June	21,278	2,123	230	32	23,663
July					
August					
September					
October					
November					
December					

Source: Research Division Juvenile Daily Count Report

Indiana Department of Correction
Table 4
Parole Caseload on June 4th, 2021

<u>Parole District</u>	Indiana Parolees		Other Jurisdiction		<u>Total</u>
	<u>Adult Male</u>	<u>Adult Female</u>	<u>Adult Male</u>	<u>Adult Female</u>	
<i>Interstate Compact (PD0)*</i>	326	22	532	68	948
	<u>District Supervision Breakdown as follows:</u>				
Re-Entry Parole (PD1)	338	50	30	1	419
Fort Wayne (PD2)	619	84	51	6	760
Indianapolis (PD3)	1060	99	107	14	1,280
Evansville (P4A)	436	35	59	10	540
Terre Haute (P4B)	389	42	28	6	465
Bloomington (PD5)	290	29	31	5	355
Gary (PD6)	359	20	69	5	453
New Castle (PD7)	621	96	46	10	773
South Bend (PD8)	656	55	71	5	787
Madison (PD9)	283	48	40	6	377
Total	5,377	580	532	68	6,557

Total Parole Population on the First Day of Each Month

<u>Calendar Year 2021</u>	Indiana Parolees		Other Jurisdiction		<u>Total</u>
	<u>Adult Male</u>	<u>Adult Female</u>	<u>Adult Male</u>	<u>Adult Female</u>	
January	5,531	617	491	63	6,702
February	5,542	603	500	65	6,710
March	5,475	593	502	63	6,633
April	5,422	583	514	65	6,584
May	5,377	580	532	68	6,557

* Includes Indiana parolees who are serving their parole in another state, as well as offenders from other States being supervised in Indiana (Interstate Compact)

Sources: Juvenile Services
Parole Division



Adult Offender Statistics



Indiana Department of Correction
Table 5
Monthly Admissions and Releases- Adult Offenders
(Includes County Jail "Back-ups" & Contracted Beds)
May 2021

Admissions	Male	Female	Total
New Commitments	254	42	296
Parole Violators - New Commits	20	1	21
Parole Violators - Technical	55	3	58
Unsentenced (Safekeepers)	4	0	4
Return from Esc - Sec/NonSec Facility	0	0	0
Return from Escape - Non-Secure Facility	0	2	2
Return from Escape - CTP Absconds	0	0	0
Court Supervision Violators - New Commits	60	9	69
Court Supervision Violators - Technical	121	28	149
Return from CTP - New Commits	1	0	1
Return from CTP - Technical	5	0	5
Unknown (Missing Data)	0	0	0
Total Admissions	520	85	605

Releases	Male	Female	Total
Parole	329	40	369
Probation	221	36	257
Escape Secure Facility	0	0	0
Walk-Away - Non-Secure Facility	0	0	0
Discharged	68	15	83
Unsentenced Discharged	0	0	0
Other (i.e. Death)	8	1	9
Community Transition Program (CTP)	66	12	78
CTP Absconds	0	0	0
Unknown (Missing Data)	0	0	0
Total Releases	692	104	796

Of the 254 new commitments of male felons, 144 (56.7%) had a prior commitment.

Of the 42 new commitments of female felons, 15 (35.7%) had a prior commitment.

Effective July 1, 1998, misdemeanants are to be committed to DOC only under special circumstances (IC 11-12-6)

Sources: SAS-prsadm8.pgm, SAS - prisrel8.pgm

**Indiana Department of Correction
Table 6
New Admissions by County of Commitment - Adult Offenders**

May 2021

County	Felony Level												Total	County	Felony Level												Total
	Murder	FA	FB	FC	FD	F1	F2	F3	F4	F5	F6	Other*			Murder	FA	FB	FC	FD	F1	F2	F3	F4	F5	F6	Other*	
Adams	0	0	0	0	0	0	0	0	1	1	0	2	Madison	0	0	1	1	0	1	1	1	4	8	10	0	27	
Allen	0	0	1	0	1	2	0	3	5	9	5	26	Marion	3	0	3	2	0	4	7	16	10	37	2	0	84	
Bartholomew	0	0	0	0	0	0	2	0	3	0	0	5	Marshall	0	0	0	0	1	0	3	3	1	4	1	0	13	
Benton	0	0	0	0	0	0	0	0	0	1	0	1	Martin	0	0	0	0	0	0	0	1	0	0	1	0	2	
Blackford	0	0	0	0	0	0	0	0	1	0	2	3	Miami	0	0	0	0	0	0	0	0	1	0	0	0	1	
Boone	0	0	0	0	0	0	0	0	1	0	0	1	Monroe	0	0	0	0	0	0	1	2	2	0	0	0	5	
Brown	0	0	0	0	0	0	0	0	0	1	1	2	Montgomery	0	0	0	0	0	0	0	0	0	3	0	0	3	
Carroll	0	0	0	0	0	0	0	0	0	0	0	0	Morgan	0	0	0	0	0	0	1	0	1	0	0	0	2	
Cass	0	0	0	0	0	1	0	0	1	0	0	3	Newton	0	0	1	0	0	0	0	0	1	0	0	0	2	
Clark	0	0	0	0	0	0	1	0	3	1	0	5	Noble	0	0	0	0	0	1	0	1	1	0	0	0	3	
Clay	0	0	0	0	0	1	1	0	1	0	0	3	Ohio	0	0	0	0	0	0	2	0	0	0	0	0	2	
Clinton	0	0	0	0	0	0	0	0	0	0	0	0	Orange	0	0	0	0	0	0	0	0	0	0	0	0	0	
Crawford	0	0	0	0	0	0	0	0	0	0	0	0	Owen	0	0	0	1	0	0	0	0	1	0	0	0	2	
Daviess	0	0	0	0	0	1	0	0	0	0	0	1	Parke	0	0	0	0	0	0	1	0	0	0	0	0	1	
Dearborn	0	0	0	0	0	0	0	2	3	1	0	6	Perry	0	1	0	0	0	0	0	0	0	0	0	0	1	
Decatur	0	0	1	0	0	0	0	0	1	1	0	3	Pike	0	0	0	0	0	0	0	0	0	0	0	0	0	
DeKalb	0	0	0	0	0	0	0	0	0	1	0	1	Porter	1	0	0	0	0	0	1	0	2	0	0	0	4	
Delaware	0	0	0	0	0	1	1	0	3	0	0	5	Posey	0	0	0	0	0	0	0	1	0	0	0	0	1	
Dubois	0	0	0	0	0	0	0	1	0	0	0	1	Pulaski	0	0	0	0	0	0	0	1	0	0	0	0	1	
Elkhart	0	1	2	0	0	2	3	3	4	2	1	18	Putnam	0	0	0	0	0	0	1	0	0	0	0	0	1	
Fayette	0	0	0	0	0	0	1	1	2	1	0	5	Randolph	0	0	0	0	0	0	0	1	0	0	0	0	1	
Floyd	0	0	0	0	0	0	0	1	0	0	0	1	Ripley	0	0	0	0	1	0	0	0	1	6	1	0	9	
Fountain	0	0	0	0	0	0	0	0	1	0	0	1	Rush	0	0	0	0	0	0	0	2	1	1	0	0	4	
Franklin	0	0	0	0	0	0	0	1	1	0	0	2	St. Joseph	0	0	0	0	0	1	1	1	5	0	0	0	8	
Fulton	0	0	0	0	0	0	0	0	1	0	0	1	Scott	0	0	0	0	0	0	0	2	0	2	0	0	4	
Gibson	0	0	0	0	0	0	0	0	2	1	0	3	Shelby	0	0	0	0	0	1	0	3	1	6	1	0	12	
Grant	0	0	0	0	0	0	1	0	0	6	0	7	Spencer	0	0	0	0	0	0	0	0	0	0	0	0	0	
Greene	0	0	0	0	0	2	0	1	2	0	0	5	Starke	0	0	0	0	0	0	0	0	1	0	0	0	1	
Hamilton	0	0	1	1	0	1	0	0	5	4	1	13	Steuben	0	0	0	0	0	0	0	0	0	1	0	0	1	
Hancock	0	0	0	0	0	0	0	0	0	0	0	0	Sullivan	1	0	0	0	0	1	0	2	1	0	0	0	5	
Harrison	0	0	0	0	0	0	0	0	0	0	0	0	Switzerland	0	0	0	0	0	0	0	1	0	1	0	0	2	
Hendricks	0	0	0	0	0	1	0	1	0	0	0	2	Tippecanoe	1	1	0	0	0	2	0	2	6	1	0	0	13	
Henry	0	0	1	0	0	0	0	0	0	2	0	3	Tipton	0	0	0	0	0	0	0	0	0	0	0	0	0	
Howard	0	0	0	0	0	2	0	0	3	1	0	6	Union	0	0	0	0	0	0	0	0	1	0	0	0	1	
Huntington	0	0	0	0	0	0	1	0	9	0	0	10	Vanderburgh	0	0	0	0	1	0	1	2	4	11	9	0	28	
Jackson	0	0	0	0	0	2	1	1	1	0	0	5	Vermillion	0	0	0	0	0	0	0	1	2	1	0	0	4	
Jasper	0	0	0	0	0	0	0	0	0	0	0	0	Vigo	0	0	0	0	0	1	0	5	4	0	0	0	10	
Jay	1	0	0	0	1	0	0	1	4	0	0	7	Wabash	0	0	0	0	0	1	1	3	4	2	0	0	11	
Jefferson	0	0	0	0	0	0	1	2	0	0	0	3	Warren	0	0	0	0	1	0	0	0	0	0	0	0	1	
Jennings	0	0	1	0	1	1	0	3	7	0	0	14	Warrick	0	0	0	0	0	0	0	0	0	0	0	0	0	
Johnson	0	0	1	0	0	0	1	1	6	1	0	10	Washington	0	0	0	0	0	1	0	2	0	2	0	0	5	
Knox	0	0	0	0	0	0	0	0	0	0	0	0	Wayne	0	0	0	0	0	1	2	0	8	0	0	0	11	
Kosciusko	0	0	0	0	1	0	0	1	0	0	0	2	Wells	0	0	0	0	0	0	0	1	1	3	0	0	5	
LaGrange	0	0	0	0	1	0	2	2	1	1	0	7	White	0	0	0	0	0	0	1	0	0	0	0	0	1	
Lake	1	0	0	0	0	1	3	3	2	0	0	10	Whitley	0	0	0	0	0	0	0	0	2	0	0	0	2	
LaPorte	0	0	0	0	0	0	1	0	0	0	0	1	Unknown	0	0	0	0	0	0	0	0	0	0	11	0	11	
Lawrence	0	0	0	0	0	0	1	0	3	2	0	6	Totals	8	3	13	5	6	15	35	65	82	195	75	0	514	

Data based on Most Serious Offense and includes only New- and Reccommitments.

Parole violators are not included.

**"Other" may include missing, habitual offense, contempt of court, or misdemeanor.

***"Unknown" represents offenders who were sentenced to DOC, but County of Commitment data was unavailable.

Source: Prsadm7.pgm

Indiana Department of Correction

Table 7

Release Type by County of Commitment - Adult Offenders

May 2021

County	Release Type				Total	County	Release Type				Total
	Parole	Probation	Discharged	CTP			Parole	Probation	Discharged	CTP	
Adams	0	2	0	1	3	Madison	16	16	3	1	36
Allen	26	12	7	16	61	Marion	76	60	14	1	151
Bartholomew	3	1	0	3	7	Marshall	3	0	1	3	7
Benton	1	0	0	0	1	Martin	1	1	0	0	2
Blackford	3	0	1	0	4	Miami	0	1	0	0	1
Boone	5	2	0	1	8	Monroe	4	1	0	1	6
Brown	2	1	0	0	3	Montgomery	2	3	1	1	7
Carroll	2	0	0	0	2	Morgan	3	2	0	1	6
Cass	7	1	1	3	12	Newton	1	1	0	0	2
Clark	0	3	4	0	7	Noble	1	2	1	0	4
Clay	1	2	2	0	5	Ohio	1	1	0	0	2
Clinton	3	3	0	1	7	Orange	0	2	0	0	2
Crawford	1	0	0	0	1	Owen	0	3	0	0	3
Daviess	0	0	0	1	1	Parke	1	1	2	1	5
Dearborn	9	3	4	0	16	Perry	1	2	1	0	4
Decatur	2	1	2	3	8	Pike	1	0	0	0	1
DeKalb	2	1	1	0	4	Porter	3	1	1	0	5
Delaware	3	4	0	0	7	Posey	2	0	2	3	7
Dubois	1	2	1	1	5	Pulaski	0	0	0	1	1
Elkhart	17	9	1	3	30	Putnam	0	0	0	0	0
Fayette	6	2	1	0	9	Randolph	1	2	0	0	3
Floyd	1	1	1	0	3	Ripley	3	3	0	0	6
Fountain	0	0	0	0	0	Rush	2	2	1	1	6
Franklin	0	1	0	0	1	St. Joseph	7	6	0	3	16
Fulton	0	0	1	0	1	Scott	4	2	0	1	7
Gibson	3	1	0	0	4	Shelby	3	2	1	0	6
Grant	3	2	0	1	6	Spencer	1	1	0	0	2
Greene	1	1	0	0	2	Starke	0	0	0	0	0
Hamilton	11	6	1	0	18	Steuben	1	1	0	0	2
Hancock	3	4	0	0	7	Sullivan	1	1	0	0	2
Harrison	1	3	1	0	5	Switzerland	0	0	0	0	0
Hendricks	8	1	0	0	9	Tippecanoe	3	5	1	4	13
Henry	3	2	2	0	7	Tipton	0	0	0	0	0
Howard	5	4	2	1	12	Union	0	0	1	0	1
Huntington	1	3	2	0	6	Vanderburgh	13	6	6	4	29
Jackson	3	1	0	0	4	Vermillion	2	1	0	0	3
Jasper	2	0	0	1	3	Vigo	6	2	0	4	12
Jay	4	2	1	1	8	Wabash	1	6	1	0	8
Jefferson	5	2	0	1	8	Warren	0	2	0	0	2
Jennings	3	0	2	0	5	Warrick	2	0	0	0	2
Johnson	18	6	1	0	25	Washington	2	5	0	1	8
Knox	0	1	0	0	1	Wayne	6	5	1	1	13
Kosciusko	1	4	0	1	6	Wells	1	2	2	1	6
LaGrange	0	0	0	0	0	White	4	1	0	0	5
Lake	9	3	2	5	19	Whitley	2	3	1	0	6
LaPorte	5	3	0	0	8	Unknown	1	0	0	0	1
Lawrence	3	2	1	1	7	Totals	369	257	83	78	787

This data excludes Temporary Moves, Safekeepers, Predispositions, Escapes, Deaths, releases from CTP and releases from Out of State Parole.

*"Unknown" represents offenders who were sentenced to DOC, but County of Commitment data was unavailable.

Source: prisrel7.pgm

Indiana Department of Correction
Table 8
The Number of Department of Correction Offenders
Held in County Jails*
June 1, 2021

<u>County</u>	<u>Adult Male</u>	<u>Adult Female</u>	<u>County</u>	<u>Adult Male</u>	<u>Adult Female</u>	<u>County</u>	<u>Adult Male</u>	<u>Adult Female</u>
Adams	3	0	Hendricks	4	0	Pike	0	0
Allen	27	3	Henry**	0	1	Porter	6	0
Bartholomew	3	2	Howard	11	1	Posey	0	0
Benton	1	0	Huntington	6	1	Pulaski**	1	0
Blackford**	3	0	Jackson	6	1	Putnam**	1	0
Boone	1	0	Jasper	0	0	Randolph	1	0
Brown	2	0	Jay	9	3	Ripley	7	0
Carroll	1	0	Jefferson	2	2	Rush	2	0
Cass	4	0	Jennings	5	2	St. Joseph	7	0
Clark	12	0	Johnson	11	0	Scott	12	1
Clay	5	2	Knox**	3	0	Shelby	1	0
Clinton	1	0	Kosciusko	4	0	Spencer**	30	1
Crawford**	0	0	LaGrange	2	0	Starke	3	0
Daviess	2	0	Lake	13	3	Steuben	1	0
Dearborn	4	0	LaPorte	8	0	Sullivan	2	0
Decatur	6	1	Lawrence	10	0	Switzerland	1	0
DeKalb	5	0	Madison	14	2	Tippecanoe	10	3
Delaware	6	2	Marion	68	3	Tipton	0	0
Dubois	1	1	Marshall	19	2	Union	0	0
Elkhart	26	3	Martin	2	1	Vanderburgh	23	2
Fayette	4	2	Miami	4	0	Vermillion	2	0
Floyd	5	2	Monroe	6	0	Vigo	8	0
Fountain	4	0	Montgomery	1	1	Wabash	2	1
Franklin	3	0	Morgan	6	2	Warren	4	1
Fulton	1	0	Newton	0	0	Warrick	0	0
Gibson	4	1	Noble	7	0	Washington	5	2
Grant	6	2	Ohio	0	0	Wayne	8	2
Greene	3	1	Orange**	0	0	Wells**	5	0
Hamilton	16	1	Owen	0	0	White	0	1
Hancock	1	0	Parke	2	0	Whitley	2	0
Harrison**	1	1	Perry	2	0	Total	530	63

* Data is based on known frequencies reported by the counties; some county data may be missing

** County Jail Substance Abuse Programs

Source: Offender Movement

Indiana Department of Correction
Table 9
Community Transition Program
Average Daily Populations

<u>Month</u>	<u>2016</u>	<u>2017</u>	<u>2018</u>	<u>2019</u>	<u>2020</u>	<u>2021</u>
January	518	465	392	382	338	301
February	480	475	402	379	338	304
March	492	475	411	372	317	300
April	518	481	441	376	278	291
May	499	487	443	396	279	270
June	469	481	398	379	241	
July	491	445	386	393	256	
August	496	421	395	336	254	
September	509	400	387	330	262	
October	478	385	384	324	259	
November	470	389	366	323	270	
December	<u>461</u>	<u>372</u>	<u>381</u>	<u>339</u>	<u>275</u>	
YEARLY AVERAGE	490	440	399	361	281	

Source: CTP Database and OIS Warmbody

Indiana Department Of Correction
Table 10
Community Transition Program
May 2021 Release Information (Felony Level A-D)

Total number of offenders eligible to be released =		102
Felony A and B total =	87	
Felony C total =	10	
Felony D total =	0	
Murder =	5	
Total number of offenders transitioned to counties for CTP =		12
By default (lack of response from judge)		
Felony A or B =	0	
Felony C =	3	
Felony D =	0	
By approval by court order from judge		
Felony A or B =	9	
Felony C =	0	
Felony D =	0	
Murder =	0	
Total number of offenders transitioned to counties then returned to DOC due to refusal (court ordered denial upon receipt of offender) =		0
Total number of court ordered denials =		57
Felony A or B =	48	
Felony C =	6	
Felony D =	0	
Murder =	3	
Total number of Felony A or B, or Murder denials by default (no response from judge) =		24
Total number of offenders who became ineligible after eligibility determined but prior to CTP commencement date (reasons include change in Earliest Possible Release Date, change in warrant status, released to probation or to parole, other miscellaneous) =		9
Felony A or B =	7	
Felony C =	1	
Felony D =	0	
Murder =	1	

Source: SAS - CTP2 Adms

Indiana Department Of Correction
Table 10
Community Transition Program
May 2021 Release Information (Felony Level A-D)

Total number of offenders eligible to be released =		299
Felony 1 and 2 total =	8	
Felony 3 and 4 total =	118	
Felony 5 and 6 total =	173	
Total number of offenders transitioned to counties for CTP =		79
By default (lack of response from judge)		
Felony 1 and 2 total =	0	
Felony 3 and 4 total =	0	
Felony 5 and 6 total =	16	
By approval by court order from judge		
Felony 1 and 2 total =	2	
Felony 3 and 4 total =	30	
Felony 5 and 6 total =	31	
Total number of offenders transitioned to counties then returned to DOC due to refusal (court ordered denial upon receipt of offender) =		0
Total number of court ordered denials =		165
Felony 1 and 2 total =	6	
Felony 3 and 4 total =	56	
Felony 5 and 6 total =	103	
Total number of Felony 1 or 2 denials by default (no response from judge) =		0
Total number of offenders who became ineligible after eligibility determined but prior to CTP commencement date (reasons include change in Earliest Possible Release Date, change in warrant status, released to probation or to parole, other miscellaneous) =		33
Felony 1 and 2 total =	0	
Felony 3 and 4 total =	10	
Felony 5 and 6 total =	23	

Source: SAS - CTP2 Adms

Indiana Department of Correction
Table 11
Total Number of Felony Offenses
Committed to the Indiana Department of Correction

May 2021

Felony Level	Primary Offense	Secondary Offense	May-21		This Calendar Year	
			SEX		SEX	
			F	M	F	M
A Felony	Arson (35-43-1-1)		-	-	-	1
	Burglary (35-43-2-1)		-	-	-	1
	Child Molesting (35-42-4-3)		-	-	-	2
	Dealing Cocaine or Narcotic Drug (35-48-4-1)		-	2	-	7
	Dealing Methamphetamine (35-48-4-1.1)		-	1	-	2
A Felony Total		0	3	2	14	

Felony Level	Primary Offense	Secondary Offense	May-21		This Calendar Year	
			SEX		SEX	
			F	M	F	M
B Felony	Aggravated Battery (35-42-2-1.5)		-	1	-	1
	Arson (35-43-1-1)		-	1	-	1
	Battery (35-42-2-1)		-	-	-	1
	Burglary (35-43-2-1)		-	6	1	23
	Child Molesting (35-42-4-3)		-	-	-	4
	Criminal Confinement (35-42-3-3)		-	-	-	2
	Dealing Cocaine or Narcotic Drug (35-48-4-1)		-	1	-	13
	Dealing Methamphetamine (35-48-4-1.1)		-	1	4	19
	Dealing Sched I, II, or III Cntrl Sub (35-48-4-2)		2	-	4	7
	Escape/Failure to Return (35-44-3-5)		-	1	-	1
	Felon in Possession of a Firearm (35-47-4-5)		-	-	-	3
	Possession of Cocaine or Narcotic Drug (35-48-4-6)		-	-	-	1
	Rape (35-42-4-1)		-	1	-	2
Robbery (35-42-5-1)		-	1	2	14	
Sexual Misconduct with a Minor (35-42-4-9)		-	1	-	4	
B Felony Total		2	14	11	96	

Felony Level	Primary Offense	Secondary Offense	May-21		This Calendar Year	
			SEX		SEX	
			F	M	F	M
C Felony	Battery (35-42-2-1)		-	2	1	4
	Burglary (35-43-2-1)		-	1	1	6
	Child Molesting (35-42-4-3)		-	-	-	2
	Forgery (35-43-5-2)		2	-	3	4
	Handgun Violation (35-47-2-7)		-	-	-	1
	Neglect of a Dependent (35-46-1-4)		-	-	-	1
	Non-Support of Dependent Child (35-46-1-5)		-	1	-	6
	Operating Vehicle w/Lifetime Suspension (9-30-10-17)		-	-	-	2
	Possession of Cocaine or Narcotic Drug (35-48-4-6)		-	1	-	2
	Possession of Precursors (35-48-4-14.5)		-	-	1	-
	Robbery (35-42-5-1)		-	-	-	4
	Sexual Misconduct with a Minor (35-42-4-9)		-	1	-	1
C Felony Total		2	6	6	33	

Felony Level	Primary Offense	Secondary Offense	May-21		This Calendar Year	
			SEX		SEX	
			F	M	F	M
D Felony	Auto Theft, Receiving Stolen Parts (35-43-4-2.5)		-	1	1	3
	Check Fraud (35-43-5-12)		-	-	1	-
	Driving While Suspended/Oper Veh HTV (9-30-10-16)		-	-	-	1
	Failure to Return to Lawful Detention (35-44-3-5)		-	2	-	2
	Intimidation (35-45-2-1)		-	1	-	2
	Maintaining a Common Nuisance (35-48-4-13)		-	-	1	1
	Non-Support of a Child (35-46-1-5)		-	-	2	2
	Possession of Cocaine or Narcotic Drug (35-48-4-6)		-	-	-	1
	Possession of Controlled Substance (35-48-4-7)		-	1	-	3
	Resisting Law Enforcement (35-44-3-3)		-	1	-	2
	Resisting Law Enforcement, Vehicle (35-44.1-3-1A)		-	1	-	1
	Theft, Receiving Stolen Property (35-43-4-2)		-	3	2	8
	D Felony Total		0	10	7	26

Felony Level	Primary Offense	Secondary Offense	May-21		This Calendar Year	
			SEX		SEX	
			F	M	F	M
Level 1 Felony	Attempt to Commit a Felony (35-41-5-1)	Atmpted Murder (35-42-1-1(1))	-	-	-	1
		Murder (35-42-1-1)	-	3	-	7
	Child Molesting (35-42-4-3)		-	9	1	46
			-	-	-	1
	Conspiracy (35-41-5-2)	Child Molesting (35-42-4-3)	-	-	-	1
		Murder (35-42-1-1)	1	-	1	-
	Dealing a Substance Resulting in Death		-	3	-	4
		Firearm Enhancement (35-50-2-11)	-	-	-	2
Neglect of a Dependent/Death (35-46-1-4)		1	-	1	-	
Rape (35-42-4-1)		-	-	-	1	
Level 1 Felony Total		2	15	3	62	

Felony Level	Primary Offense	Secondary Offense	May-21		This Calendar Year	
			SEX		SEX	
			F	M	F	M
Level 2 Felony	Aiding, Inducing or Causing an Offense (35-41-2-4)	Burglary (35-43-2-1)	-	-	-	1
		Criminal Confinement (35-42-3-3)	-	-	1	-
	Dealing Methamphetamine (35-48-4-1.1)		-	-	1	1
		Kidnapping (35-42-3-2)	-	-	1	-
	Attempt to Commit a Felony (35-41-5-1)	Dealing Methamphetamine (35-48-4-1.1)	-	-	1	-
		Robbery (35-42-5-1)	-	1	-	1
	Burglary (35-43-2-1)		1	-	1	7
	Conspiracy (35-41-5-2)		-	-	-	1
	Deal Sched 1,2,3 Sub (35-48-4-2)		-	-	-	1
		Dealing Cocaine or Narcotic Drug (35-48-4-1)	-	-	1	-
	Dealing Methamphetamine (35-48-4-1.1)		1	-	1	-
	Murder (35-42-1-1)		-	-	-	1
	Robbery (35-42-5-1)		-	-	-	1
	Criminal Confinement (35-42-3-3)		-	-	-	1
	Dealing Cocaine or Narcotic Drug (35-48-4-1)		-	2	2	18
	Dealing Methamphetamine (35-48-4-1.1)		5	19	22	90
	Dealing Sched I, II, or III Cntrl Sub (35-48-4-2)		-	1	-	7
Robbery (35-42-5-1)		-	4	-	9	
Voluntary Manslaughter (35-42-1-3)		1	2	3	9	
Level 2 Felony Total		8	29	34	147	

Felony Level	Primary Offense	Secondary Offense	May-21		This Calendar Year	
			SEX		SEX	
			F	M	F	M
Level 3 Felony	Accident/Failure to Stop-Serious Inj/Death (9-26-1-1.1)		-	-	-	2
	Aggravated Battery (35-42-2-1.5)		1	6	2	26
	Aiding, Inducing or Causing an Offense (35-41-2-4)	Aggravated Battery (35-42-2-1.5)	-	-	1	-
		Criminal Confinement (35-42-3-3)	-	3	2	3
		Dealing Cocaine or Narcotic Drug (35-48-4-1)	-	-	-	1
		Robbery (35-42-5-1)	-	2	1	3
	Attempt to Commit a Felony (35-41-5-1)	Aggravated Battery (35-42-2-1.5)	1	-	1	1
		Possession of Cocaine or Narcotic Drug (35-48-4-6)	-	-	1	-
		Rape (35-42-4-1)	-	-	-	1
		Robbery (35-42-5-1)	-	-	-	7
	Battery (35-42-2-1)		1	1	2	2
	Burglary (35-43-2-1)		-	1	-	7
	Child Molesting (35-42-4-3)		-	5	-	19
	Conspiracy (35-41-5-2)	Dealing Cocaine or Narcotic Drug (35-48-4-1)	-	-	1	-
		Dealing Methamphetamine (35-48-4-1.1)	-	-	1	-
		Robbery (35-42-5-1)	-	1	-	2
	Criminal Confinement (35-42-3-3)		-	5	-	22
	Dealing Cocaine or Narcotic Drug (35-48-4-1)		4	4	6	21
	Dealing Methamphetamine (35-48-4-1.1)		2	7	17	33
	Dealing Sched I, II, or III Cntrld Sub (35-48-4-2)		-	1	1	5
	Dealing Sched IV Cntrld Sub (35-48-4-3)		-	2	-	5
	Dealing in Sub that Results in Death (35-42-1-1.5)		-	1	-	1
	Domestic Battery SBI Under 14 (35-42-2-1.3A)		-	1	1	1
	Human Sexual Trafficking (35-42-3.5-1)		-	-	-	1
	Kidnapping (35-42-3-2)		-	1	-	1
	Neglect of a Dependent/Death (35-46-1-4)		-	2	4	5
	Possession of Cocaine or Narcotic Drug (35-48-4-6)		-	-	1	6
	Possession of Meth (35-48-4-6.1)		2	8	5	31
	Rape (35-42-4-1)		-	9	-	23
	Resisting Law Enforcement (35-44.1-3-1)		-	-	-	2
	Robbery (35-42-5-1)		-	16	2	109
Level 3 Felony Total			11	76	49	340

Felony Level	Primary Offense	Secondary Offense	May-21		This Calendar Year	
			SEX		SEX	
			F	M	F	M
Level 4 Felony	Aiding, Inducing or Causing an Offense (35-41-2-4)	Dealing Methamphetamine (35-48-4-1.1)	-	-	1	-
		Dealing Sched 1,2,3 Sub (35-48-4-2)	-	-	1	-
		Possession of Meth (35-48-4-6.1)	-	-	1	-
	Arson (35-43-1-1)		-	5	6	13
	Burglary (35-43-2-1)		3	12	14	83
	Child Exploitation (35-42-4-4)		-	2	-	5
	Child Molesting (35-42-4-3)		1	8	1	44
	Child Solicitation (35-42-4-6)		-	1	-	4
	Conspiracy (35-41-5-2)	Dealing Methamphetamine (35-48-4-1.1)	-	-	1	-
		Dealing Sched 1,2,3 Sub (35-48-4-2)	-	-	1	-
		Sexual Misconduct with a Minor (35-42-4-9)	-	-	-	1
	Dealing Cocaine or Narcotic Drug (35-48-4-1)		1	5	2	22
	Dealing Methamphetamine (35-48-4-1.1)		1	10	20	60
	Dealing Sched I, II, or III Cntrld Sub (35-48-4-2)		-	-	-	11
	Dealing Sched IV Controlled Substance (35-48-4-3)		-	2	-	2
	Felon in Possession of a Firearm (35-47-4-5)		-	33	2	115
	Incest (35-46-1-3)		-	1	2	1
	Kidnapping(35-42-3-2)		-	-	-	1
	Leaving Scene of Accident with Serious Bodily Injury		-	-	1	3
	Manufacturing Meth (35-48-4-1.2)		-	1	-	3
	Operating Vehicle Intoxicated/Death (9-30-5-5)		-	4	6	14
	Operating a Vehicle While Intoxicated Causing Serious Bodily Injury		-	-	1	1
	Pharmacy Robbery (35-42-5-1(b))		-	-	-	2
	Possession of Cocaine or Narcotic Drug (35-48-4-6)		-	1	-	7
	Possession of Dangerous Device (35-44.1-3-7)		-	1	-	1
	Possession of Meth (35-48-4-6.1)		3	6	12	40
	Sexual Battery (35-42-4-8)		-	1	-	2
	Sexual Misconduct with a Minor (35-42-4-9)		-	11	1	35
	Stalking (35-45-10-5)		-	1	-	1
	Vicarious Sexual Gratification (35-42-4-5)		-	1	-	1
Level 4 Felony Total			9	106	73	472

Felony Level	Primary Offense	Secondary Offense	May-21		This Calendar Year			
			SEX		SEX			
			F	M	F	M		
Level 5 Felony	Aiding, Inducing or Causing an Offense (35-41-2-4)	Battery (35-42-2-1)	-	-	-	1		
		Burglary (35-43-2-1)	-	-	1	1		
		Dealing Methamphetamine (35-48-4-1.1)	-	-	1	-		
		Dealing/Poss. Look-Alike Subs (35-48-4-4.6)	-	-	-	1		
		Firearm w/in One Mile of School (35-47-2-1)	-	-	1	-		
		Assisting a Criminal (35-44.1-2-5)	-	1	1	3		
		Attempt to Commit a Felony (35-41-5-1)	Battery (35-42-2-1)	-	-	-	2	
			Dealing Sched I, II, or III Cntrl Sub (35-48-4-2)	-	-	-	1	
			Escape (35-44.1-3-4)	-	-	1	1	
			Incest (35-46-1-3)	-	-	-	1	
			Obstruction of Justice (35-44-3-4)	-	1	-	1	
			Robbery (35-42-5-1)	1	-	2	2	
			Auto Theft, Receiving Stolen Parts (35-43-4-2.5)	-	-	-	6	
			Battery (35-42-2-1)	1	25	20	135	
			Burglary (35-43-2-1)	2	26	9	126	
			Check Deception (35-43-5-5)	-	-	-	1	
			Child Exploitation (35-42-4-4)	-	3	-	15	
			Child Pornography (35-42-4-4(C))	-	-	-	7	
			Child Possession of a Firearm (35-47-10-5)	-	-	-	1	
			Child Seduction (35-42-4-7)	-	-	-	3	
			Child Solicitation (35-42-4-6)	-	-	1	7	
			Conspiracy (35-41-5-2)	Burglary (35-43-2-1)	-	-	-	2
				Dealing Methamphetamine (35-48-4-1.1)	-	-	1	-
				Dealing in Methamphetamine (35-48-4-1.1)	-	-	-	2
				Fraud on Financial Institution (35-43-5-8)	-	-	-	1
				Theft, Recv Stolen Prop (35-43-4-2)	-	-	2	-
				Trafficking with an Inmate (35-44.1-3-5)	-	-	1	1
			Contrib. to the Delinquency of a Minor(35-46-1-8)	-	2	1	3	
			Corrupt Business Influence (35-45-6-2)	-	1	1	10	
			Criminal Confinement (35-42-3-3)	-	4	1	21	
			Criminal Gang Activity (35-45-9-3)	-	-	-	1	
			Criminal Recklessness (35-42-2-2)	-	5	2	16	
			Dealing Cocaine or Narcotic Drug (35-48-4-1)	1	9	10	32	
			Dealing Marijuana, Hash Oil, or Hashish (35-48-4-10)	-	3	-	9	
			Dealing Methamphetamine (35-48-4-1.1)	6	16	27	82	
			Dealing Sched I, II, or III Cntrl Sub (35-48-4-2)	1	1	2	7	
			Dealing Sched IV Cntrl Sub (35-48-4-3)	-	-	-	1	
			Dealing in Methamphetamine (35-48-4-1.1)	3	7	15	47	
			Dealing/Poss. Look-Alike Subs (35-48-4-4.6)	-	3	-	8	
			Disarm/Attempt to Disarm an Officer (35-44.1-3-2)	-	-	-	2	
			Domestic Battery (35-42-2-1.3)	2	16	9	84	
			Escape (35-44.1-3-4)	-	3	4	21	
			Fail to Stop Acc Death (9-26-1-1.1)	-	1	-	2	
			Failure to Register as a Sex Offender (11-8-8-17)	1	8	2	37	
			Felon Fraud in Offer (23-19-5-1)	-	-	-	1	
			Firearm w/in One Mile of School (35-47-2-1)	-	24	8	109	
			Fraud on Financial Institution (35-43-5-8)	1	2	2	17	
			Incest (35-46-1-3)	-	-	-	2	
			Intimidation (35-45-2-1)	1	13	6	52	
			Involuntary Manslaughter (35-42-1-4)	-	2	-	2	
			Kidnapping (35-42-3-2)	-	2	-	5	
			Neglect of a Dependent/Death (35-46-1-4)	1	1	7	6	
			Non-Support of Dependent Child (35-46-1-5)	-	1	-	3	
			Obliterating Handgun I.D. (35-47-2-18)	-	1	1	4	
			Obstruction of Justice (35-44.1-2-2)	-	-	-	1	
			Oper Veh Aft Life Susp (9-30-10-17)	-	9	3	52	
			Operating Veh while Intoxicated (9-30-5-2)	-	-	-	1	
			Operating Vehicle Intox-Prior (9-30-5-3)	-	-	-	3	
			Operating Vehicle Intoxicated-Contrl Sub (9-30-5-1)	-	1	-	1	
			Operating Vehicle Intoxicated/Death (9-30-5-5)	-	1	-	2	
	Operating Vehicle Intoxicated/Injury (9-30-5-4)	-	-	4	10			
	Possession - Destruct Device (35-47.5-5-2)	-	-	-	1			
	Possession of Cocaine or Narcotic Drug 35-48-4-6	-	6	3	27			
	Possession of Dangerous Device (35-44.1-3-7)	-	-	-	1			
	Possession of Syringes or Needles (16-42-19-18)	1	-	2	-			
	Possession/Use of Legend Drug (16-42-19-13)	-	-	-	1			
	Reckless Homicide (35-42-1-5)	1	1	4	3			
	Resisting Law Enforcement (35-44.1-3-1)	-	1	-	4			
	Robbery (35-42-5-1)	1	10	6	46			
	Sexual Misconduct with Service Provider (35.44.1-3-10)	-	-	-	1			
	Sexual Misconduct with a Minor (35-42-4-9)	-	2	1	13			
	Stalking (35-45-10-5)	-	1	-	9			
	Strangulation (35-42-2-9)	-	2	-	4			
	Theft, Receiving Stolen Property (35-43-4-2)	1	7	5	27			
	Trafficking with an Inmate (35-44.1-3-5)	1	1	1	5			
Level 5 Felony Total			26	223	168	1117		

Felony Level	Primary Offense	Secondary Offense	May-21		This Calendar Year			
			SEX		SEX			
			F	M	F	M		
Level 6 Felony	Abuse of a Corpse (35-45-11-2)	Insurance Fraud (35-43-5-4.5)	-	-	-	1		
			Aiding, Inducing or Causing an Offense (35-41-2-4)	-	-	-	1	
			Assisting a Criminal (35-44.1-2-5)	-	2	-	2	
			Attempt to Commit a Felony (35-41-5-1)	-	-	-	1	
				Attempted/Obstruction of Justice (35-41-5-1)	-	-	-	1
				Residential Entry (35-43-2-1.5)	-	-	-	1
				Auto Theft, Receiving Stolen Parts (35-43-4-2.5)	2	2	4	16
				Battery 35-42-2-1	1	5	10	30
				Check Deception (35-43-5-5)	-	-	-	2
				Check Fraud (35-43-5-12)	1	-	1	2
				Conspiracy (35-41-5-2)	-	-	-	1
				Criminal Confinement (35-42-3-3)	-	6	-	12
				Criminal Confinement (35-42-3-3)	-	14	4	56
				Criminal Mischief (35-43-1-2)	-	-	-	2
				Criminal Recklessness (35-42-2-2)	-	2	-	11
				Criminal Trespass (35-43-2-2)	-	-	-	1
				Cruelty to Animals (35-46-3-12)	-	-	-	2
				Dealing Fake Controlled Substances (35-48-4-4.6)	-	1	-	2
				Dealing Marijuana, Hash Oil, or Hashish (35-48-4-10)	-	-	-	5
				Dealing Sched IV Cntrl Sub (35-48-4-3)	-	-	1	-
				Dealing/Poss. Look-Alike Subs (35-48-4-10.5)	-	-	-	1
				Dealing/Poss. Look-Alike Subs (35-48-4-11.5)	-	-	-	1
				Dissemination of Matter Harmful to Minor (35-49-3-3)	-	-	-	2
				Escape 35-44.1-3-4	5	16	15	65
				Fail to Reg Sex Off (11-8-8-17)	-	1	-	8
				Failure to Appear (35-44.1-2-9)	-	2	1	4
				False Reporting(35-44.1-2-3)	-	-	-	1
				Forgery, Counterfeiting, Application Fraud (35-43-5-2)	1	2	3	13
				Identity Deception (35-43-5-3.5)	-	1	1	4
				Insurance Fraud (35-43-5-4.5)	2	3	3	11
				Intimidation (35-45-2-1)	-	6	1	25
				Invasion of Privacy (35-46-1-15.1)	-	9	2	24
				Leaving the Scene of an Accident(9-26-1-1.1)	-	-	-	5
				Maintain Common Nuisance (35-45-2-1(e))	-	1	3	14
				Maintaining Common Nuisance (35-48-4-13)	2	-	3	4
				Neglect of a Dependent/Death (35-46-1-4)	1	-	2	6
				Non-Support of Dependent Child (35-46-1-5)	-	-	1	-
				Obstruction of Justice (35-44.1-2-2)	-	1	2	3
				Oper Vehicle-Intox-Prev Conv (9-30-5-3)	-	1	2	5
				Operating Vehicle Intoxicated-Contrl Sub (9-30-5-1)	-	2	1	6
				Operating Vehicle Intoxicated-Endanger (9-30-5-2)	-	2	5	24
				Habitual Offender Controlled Substance (35-50-2-10)	-	-	-	1

Felony Level	Primary Offense	Secondary Offense	May-21		This Calendar Year	
			SEX		SEX	
			F	M	F	M
Level 6 Felony (Cont'd)	Operating Vehicle Intoxicated/Injury (9-30-5-4)		-	1	2	3
	Operating Vehicle-Habitual Violation (9-30-10-16)		1	2	5	18
	Pointing a Firearm (35-47-4-3)		3	1	3	4
	Poss Precursors (35-48-4-14.5)		-	1	-	1
	Possession Sched IV Contrld Sub w/in 1,000 ft (35-48-4-7)		-	2	-	5
	Possession of Child Pornography (35-42-4-4(C))		-	-	-	7
	Possession of Cocaine or Narcotic Drug (35-48-4-6)		-	9	12	44
	Possession of Marijuana (35-48-4-11)		-	-	-	3
	Possession of Meth(35-48-4-6.1)		13	31	32	116
	Possession of Syringes or Needles (16-42-19-18)		8	15	19	55
	Possession or Use of Legend Drug (16-42-19-13)		3	2	5	6
	Residential Entry (35-43-2-1.5)		1	3	4	21
	Resisting Law Enforc (35-44.1-3-1)		2	11	6	82
	Sex Offender without Identification (11-8-8-15)		-	-	1	2
	Sexual Battery (35-42-4-8)		-	1	-	2
	Stalking (35-45-10-5)		1	-	1	1
	Strangulation (35-42-2-9)		-	3	2	14
	Synthetic ID Deception (35-43-5-3.8)		-	-	-	2
	Theft, Receiving Stolen Property (35-43-4-2)		8	22	26	112
	Unauthorized Entry of Motor Veh (35-43-4-2.7)		-	-	-	2
Level 6 Felony Total			55	183	183	875

Felony Level	Primary Offense	Secondary Offense	May-21		This Calendar Year	
			SEX		SEX	
			F	M	F	M
Murder	Murder (35-42-1-1)		1	7	2	21
Murder Total			1	7	2	21

Felony Level	Primary Offense	Secondary Offense	May-21		This Calendar Year	
			SEX		SEX	
			F	M	F	M
Habitual Offender	Habitual Offender (35-50-2-8)		-	5	2	19
	Habitual Offender Controlled Substance (35-50-2-10)		-	-	1	5
Habitual Offender Total			0	5	3	24

			May-21		This Calendar Year	
			SEX		SEX	
			F	M	F	M
Grand Total			116	677	541	3227

Note: Offense data may not be available for all offenders at the time this table was prepared.
Only new commitments and probation violations are reported on this table.
Parole and Community Transition Program violators are excluded on this table.
Source: SAS - all.citations_mso.pgm

Indiana Department of Correction
Table 12
Number of New Admissions by Most Serious Offense
Committed to the Indiana Department of Correction

May 2021

Felony Level	Primary Offense	Secondary Offense	May-21		This Calendar Year	
			SEX		SEX	
			F	M	F	M
Level A Felony	Arson (35-43-1-1)		-	-	-	1
	Burglary (35-43-2-1)		-	-	-	1
	Child Molesting (35-42-4-3)		-	-	-	1
	Dealing Cocaine or Narcotic Drug (35-48-4-1)		-	2	-	7
	Dealing Methamphetamine (35-48-4-1.1)		-	1	-	2
	Dealing Sched I, II, or III Cntrld Sub (35-48-4-2)		-	-	1	1
Level A Felony			0	3	1	13

Felony Level	Primary Offense	Secondary Offense	May-21		This Calendar Year	
			SEX		SEX	
			F	M	F	M
Level B Felony	Aggravated Battery (35-42-2-1.5)		-	1	-	1
	Arson (35-43-1-1)		-	1	-	1
	Battery (35-42-2-1)		-	-	-	1
	Burglary (35-43-2-1)		-	3	1	19
	Child Molesting (35-42-4-3)		-	-	-	3
	Criminal Confinement (35-42-3-3)		-	-	-	1
	Dealing Cocaine or Narcotic Drug (35-48-4-1)		-	1	-	13
	Dealing Methamphetamine (35-48-4-1.1)		-	1	4	17
	Dealing Sched I, II, or III Cntrld Sub (35-48-4-2)		2	-	4	6
	Escape/Failure to Return (35-44-3-5)		-	1	-	1
	Felon in Possession of a Firearm (35-47-4-5)		-	-	-	3
	Rape (35-42-4-1)		-	1	-	2
	Robbery (35-42-5-1)		-	1	2	12
	Sexual Misconduct with a Minor (35-42-4-9)		-	1	-	4
	Level B Felony Total			2	11	11

Felony Level	Primary Offense	Secondary Offense	May-21		This Calendar Year	
			SEX		SEX	
			F	M	F	M
Level C Felony	Battery (35-42-2-1)		-	-	1	2
	Burglary (35-43-2-1)		-	1	1	4
	Child Molesting (35-42-4-3)		-	-	-	2
	Forgery (35-43-5-2)		2	-	3	4
	Handgun Violation (35-47-2-7)		-	-	-	1
	Neglect of a Dependent (35-46-1-4)		-	-	-	1
	Non-Support of Dependent Child (35-46-1-5)		-	1	-	4
	Operating Vehicle w/Lifetime Suspension (9-30-10-17)		-	-	-	2
	Possession of Cocaine or Narcotic Drug (35-48-4-6)		-	1	-	2
	Robbery (35-42-5-1)		-	-	-	1
Level C Felony Total			2	3	5	23

Felony Level	Primary Offense	Secondary Offense	May-21		This Calendar Year	
			SEX		SEX	
			F	M	F	M
Level D Felony	Auto Theft, Receiving Stolen Parts (35-43-4-2.5)		-	-	-	1
	Check Fraud (35-43-5-12)		-	-	1	-
	Driving While Suspended/Oper Veh HTV (9-30-10-16)		-	-	-	1
	Intimidation (35-45-2-1)		-	1	-	2
	Non-Support of a Child (35-46-1-5)		-	-	1	2
	Possession of Controlled Substance (35-48-4-7)		-	-	-	1
	Resisting Law Enforcement (35-44-3-3)		-	1	-	1
	Resisting Law Enforcement, Vehicle (35-44.1-3-1A)		-	1	-	1
	Theft, Receiving Stolen Property (35-43-4-2)		-	3	-	3
	Level D Felony Total			0	6	2

Felony Level	Primary Offense	Secondary Offense	May-21		This Calendar Year	
			SEX		SEX	
			F	M	F	M
Level 1 Felony	Attempt to Commit a Felony (35-41-5-1)	Attempted Murder (35-42-1-1(1))	-	-	-	1
		Murder (35-42-1-1)	-	3	-	7
	Child Molesting (35-42-4-3)		-	7	1	30
	Conspiracy (35-41-5-2)	Murder (35-42-1-1)	1	-	1	-
	Dealing a Substance Resulting in Death		-	3	-	4
	Firearm Enhancement (35-50-2-11)		-	-	-	1
Neglect of a Dependent/Death (35-46-1-4)		1	-	1	-	
Level 1 Felony Total			2	13	3	43

Felony Level	Primary Offense	Secondary Offense	May-21		This Calendar Year	
			SEX		SEX	
			F	M	F	M
Level 2 Felony	Aiding, Inducing or Causing an Offense (35-41-2-4)	Burglary (35-43-2-1)	-	-	-	1
		Dealing Methamphetamine (35-48-4-1.1)	-	-	1	1
	Attempt to Commit a Felony (35-41-5-1)	Kidnapping (35-42-3-2)	-	-	1	-
		Dealing Methamphetamine (35-48-4-1.1)	-	-	1	-
		Robbery (35-42-5-1)	-	1	-	1
	Burglary (35-43-2-1)		1	-	1	6
	Conspiracy (35-41-5-2)		-	-	-	1
	Criminal Confinement (35-42-3-3)	Deal Sched 1,2,3 Sub (35-48-4-2)	-	-	-	1
		Dealing Cocaine or Narcotic Drug (35-48-4-1)	-	-	1	-
		Dealing Methamphetamine (35-48-4-1.1)	1	-	1	-
		Murder (35-42-1-1)	-	-	-	1
		Robbery (35-42-5-1)	-	-	-	1
			-	-	-	1
			-	-	-	1
	Dealing Cocaine or Narcotic Drug (35-48-4-1)		-	2	2	16
Dealing Methamphetamine (35-48-4-1.1)		5	17	22	84	
Dealing Sched I, II, or III Cntrld Sub (35-48-4-2)		-	1	-	7	
Robbery (35-42-5-1)		-	4	-	9	
Voluntary Manslaughter (35-42-1-3)		1	2	3	8	
Level 2 Felony Total			8	27	33	137

Felony Level	Primary Offense	Secondary Offense	May-21		This Calendar Year	
			SEX		SEX	
			F	M	F	M
Level 3 Felony	Accident/Failure to Stop-Serious Inj/Death (9-26-1-1.1)		-	-	-	2
	Aggravated Battery (35-42-2-1.5)		1	5	2	24
	Aiding, Inducing or Causing an Offense (35-41-2-4)	Robbery (35-42-5-1)	-	2	1	3
	Attempt to Commit a Felony (35-41-5-1)	Aggravated Battery (35-42-2-1.5)	1	-	1	1
		Possession of Cocaine or Narcotic Drug (35-48-4-6)	-	-	1	-
		Rape (35-42-4-1)	-	-	-	1
		Robbery (35-42-5-1)	-	-	-	5
	Battery (35-42-2-1)		1	1	2	1
	Burglary (35-43-2-1)		-	1	-	7
	Child Molesting (35-42-4-3)		-	4	-	15
	Conspiracy (35-41-5-2)	Dealing Cocaine or Narcotic Drug (35-48-4-1)	-	-	1	-
		Dealing Methamphetamine (35-48-4-1.1)	-	-	1	-
		Robbery (35-42-5-1)	-	-	-	1
	Criminal Confinement (35-42-3-3)		-	3	-	12
	Dealing Cocaine or Narcotic Drug (35-48-4-1)		2	3	4	19
	Dealing Methamphetamine (35-48-4-1.1)		2	6	15	30
	Dealing Sched I, II, or III Cntrl Sub (35-48-4-2)		-	1	1	5
	Dealing Sched IV Cntrl Sub (35-48-4-3)		-	1	-	3
	Dealing in Sub that Results in Death (35-42-1-1.5)		-	1	-	1
	Domestic Battery SBI Under 14 (35-42-2-1.3A)		-	1	1	1
	Kidnapping (35-42-3-2)		-	1	-	1
	Neglect of a Dependent/Death (35-46-1-4)		-	1	3	3
	Possession of Cocaine or Narcotic Drug (35-48-4-6)		-	-	1	5
	Possession of Meth (35-48-4-6.1)		2	7	5	28
	Rape (35-42-4-1)		-	5	-	16
	Resisting Law Enforcement (35-44.1-3-1)		-	-	-	1
	Robbery (35-42-5-1)		-	13	2	84
Level 3 Felony Total			9	56	41	269

Felony Level	Primary Offense	Secondary Offense	May-21		This Calendar Year	
			SEX		SEX	
			F	M	F	M
Level 4 Felony	Aiding, Inducing or Causing an Offense (35-41-2-4)	Dealing Methamphetamine (35-48-4-1.1)	-	-	1	-
		Dealing Sched 1,2,3 Sub (35-48-4-2)	-	-	1	-
		Possession of Meth (35-48-4-6.1)	-	-	1	-
	Arson (35-43-1-1)		-	4	3	11
	Burglary (35-43-2-1)		3	10	14	73
	Child Exploitation (35-42-4-4)		-	-	-	1
	Child Molesting (35-42-4-3)		1	4	1	24
	Child Solicitation (35-42-4-6)		-	1	-	4
	Conspiracy (35-41-5-2)	Dealing Sched 1,2,3 Sub (35-48-4-2)	-	-	1	-
	Dealing Cocaine or Narcotic Drug (35-48-4-1)		1	4	2	20
	Dealing Methamphetamine (35-48-4-1.1)		1	9	18	46
	Dealing Sched I, II, or III Cntrl Sub (35-48-4-2)		-	-	-	10
	Dealing Sched IV Controlled Substance (35-48-4-3)		-	1	-	1
	Felon in Possession of a Firearm (35-47-4-5)		-	22	2	87
	Incest (35-46-1-3)		-	-	1	-
	Kidnapping(35-42-3-2)		-	-	-	1
	Leaving Scene of Accident with Serious Bodily Injury		-	-	1	3
	Manufacturing Meth (35-48-4-1.2)		-	1	-	3
	Operating Vehicle Intoxicated/Death (9-30-5-5)		-	3	5	11
	Operating a Vehicle While Intoxicated Causing Serious Bodily Injury		-	-	-	1
	Pharmacy Robbery (35-42-5-1(b))		-	-	-	1
	Possession of Cocaine or Narcotic Drug (35-48-4-6)		-	1	-	5
	Possession of Meth (35-48-4-6.1)		3	6	12	39
	Sexual Battery (35-42-4-8)		-	-	-	1
	Sexual Misconduct with a Minor (35-42-4-9)		-	6	1	24
	Stalking (35-45-10-5)		-	1	-	1
Level 4 Felony Total			9	73	64	367

Felony Level	Primary Offense	Secondary Offense	May-21		This Calendar Year	
			SEX		SEX	
			F	M	F	M
Level 5 Felony	Aiding, Inducing or Causing an Offense (35-41-2-4)	Burglary (35-43-2-1)	-	-	1	1
		Dealing Methamphetamine (35-48-4-1.1)	-	-	1	-
		Firearm w/in One Mile of School (35-47-2-1)	-	-	1	-
	Assisting a Criminal (35-44.1-2-5)		-	-	1	1
	Attempt to Commit a Felony (35-41-5-1)	Battery (35-42-2-1)	-	-	-	1
		Dealing Sched I, II, or III Cntrlid Sub (35-48-4-2)	-	-	-	1
		Escape (35-44.1-3-4)	-	-	1	1
		Incest (35-46-1-3)	-	-	-	1
		Obstruction of Justice (35-44-3-4)	-	1	-	1
		Robbery (35-42-5-1)	1	-	2	1
	Auto Theft, Receiving Stolen Parts (35-43-4-2.5)		-	-	-	3
	Battery (35-42-2-1)		1	20	15	111
	Burglary (35-43-2-1)		2	18	8	94
	Child Exploitation (35-42-4-4)		-	1	-	8
	Child Pornography (35-42-4-4(C))		-	-	-	1
	Child Possession of a Firearm (35-47-10-5)		-	-	-	1
	Child Seduction (35-42-4-7)		-	-	-	1
	Child Solicitation (35-42-4-6)		-	-	-	6
	Conspiracy (35-41-5-2)	Burglary (35-43-2-1)	-	-	-	1
		Dealing Methamphetamine (35-48-4-1.1)	-	-	1	-
		Dealing in Methamphetamine (35-48-4-1.1)	-	-	-	1
		Fraud on Financial Institution (35-43-5-8)	-	-	-	1
		Theft, Recv Stolen Prop (35-43-4-2)	-	-	2	-
		Trafficking with an Inmate (35-44.1-3-5)	-	-	-	1
	Contrib. to the Delinquency of a Minor(35-46-1-8)		-	-	1	1
	Corrupt Business Influence (35-45-6-2)		-	1	-	7
	Criminal Confinement (35-42-3-3)		-	4	1	21
	Criminal Recklessness (35-42-2-2)		-	2	2	11
	Dealing Cocaine or Narcotic Drug (35-48-4-1)		1	4	10	17
	Dealing Marijuana, Hash Oil, or Hashish (35-48-4-10)		-	2	-	4
	Dealing Methamphetamine (35-48-4-1.1)		6	9	24	61
	Dealing Sched I, II, or III Cntrlid Sub (35-48-4-2)		1	1	2	7
	Dealing Sched IV Cntrlid Sub (35-48-4-3)		-	-	-	1
	Dealing in Methamphetamine (35-48-4-1.1)		3	6	13	37
	Dealing/Poss. Look-Alike Subs (35-48-4-4.6)		-	3	-	5
	Disarm/Attempt to Disarm an Officer (35-44.1-3-2)		-	-	-	2
	Domestic Battery (35-42-2-1.3)		2	16	8	76
	Escape (35-44.1-3-4)		-	3	4	19
	Fail to Stop Acc Death (9-26-1-1.1)		-	1	-	2
	Failure to Register as a Sex Offender (11-8-8-17)		1	6	2	33
	Felon Fraud in Offer (23-19-5-1)		-	-	-	1
	Firearm w/in One Mile of School (35-47-2-1)		-	19	7	90
	Fraud on Financial Institution (35-43-5-8)		1	2	2	8
	Incest (35-46-1-3)		-	-	-	1
	Intimidation (35-45-2-1)		1	9	2	34
	Involuntary Manslaughter (35-42-1-4)		-	2	-	2
	Neglect of a Dependent/Death (35-46-1-4)		1	1	3	3
	Non-Support of Dependent Child (35-46-1-5)		-	1	-	3
	Obliterating Handgun I.D. (35-47-2-18)		-	1	-	3
	Oper Veh Aft Life Susp (9-30-10-17)		-	9	3	46
	Operating Veh while Intoxicated (9-30-5-2)		-	-	-	1
	Operating Vehicle Intox-Prior (9-30-5-3)		-	-	-	2
	Operating Vehicle Intoxicated-Contrld Sub (9-30-5-1)		-	1	-	1
	Operating Vehicle Intoxicated/Death (9-30-5-5)		-	1	-	2
	Operating Vehicle Intoxicated/Injury (9-30-5-4)		-	-	2	6
	Possession - Destruct Device (35-47.5-5-2)		-	-	-	1
Possession of Cocaine or Narcotic Drug 35-48-4-6		-	5	3	23	
Possession of Syringes or Needles (16-42-19-18)		-	-	1	-	
Possession/Use of Legend Drug (16-42-19-13)		-	-	-	1	
Reckless Homicide (35-42-1-5)		1	1	4	3	
Resisting Law Enforcement (35-44.1-3-1)		-	1	-	3	
Robbery (35-42-5-1)		1	9	6	36	
Sexual Misconduct with a Minor (35-42-4-9)		-	1	-	11	
Stalking (35-45-10-5)		-	-	-	7	
Strangulation (35-42-2-9)		-	2	-	4	
Theft, Receiving Stolen Property (35-43-4-2)		1	6	4	22	
Trafficking with an Inmate (35-44.1-3-5)		1	1	1	4	
Level 5 Felony Total			25	170	138	859

Felony Level	Primary Offense	Secondary Offense	May-21		This Calendar Year	
			SEX		SEX	
			F	M	F	M
Level 6 Felony	Assisting a Criminal (35-44.1-2-5)		-	-	1	1
	Attempt to Commit a Felony (35-41-5-1)	Attempted/Obstruction of Justice (35-41-5-1)	-	-	-	1
	Auto Theft, Receiving Stolen Parts (35-43-4-2.5)		1	-	2	6
	Battery 35-42-2-1		1	1	1	7
	Check Deception (35-43-5-5)		-	-	-	1
	Criminal Confinement (35-42-3-3)		-	2	-	3
	Criminal Confinement (35-42-3-3)		-	5	-	17
	Criminal Recklessness (35-42-2-2)		-	2	-	3
	Dealing Fake Controlled Substances (35-48-4-4.6)		-	1	-	1
	Dealing/Poss. Look-Alike Subs (35-48-4-11.5)		-	-	-	1
	Escape 35-44.1-3-4		1	6	5	19
	Fail to Reg Sex Off (11-8-8-17)		-	1	-	4
	Failure to Appear (35-44.1-2-9)		-	1	-	2
	Forgery, Counterfeiting, Application Fraud (35-43-5-2)		-	-	1	5
	Identity Deception (35-43-5-3.5)		-	-	1	1
	Insurance Fraud (35-43-5-4.5)		-	1	1	3
	Intimidation (35-45-2-1)		-	1	1	8
	Invasion of Privacy (35-46-1-15.1)		-	2	-	4
	Maintain Common Nuisance (35-45-2-1(c))		-	-	1	2
	Neglect of a Dependent/Death (35-46-1-4)		1	-	2	2
	Non-Support of Dependent Child (35-46-1-5)		-	-	1	-
	Obstruction of Justice (35-44.1-2-2)		-	-	-	1
	Oper Vehicle-Intox-Prev Conv (9-30-5-3)		-	1	2	2
	Operating Vehicle Intoxicated-Contrld Sub (9-30-5-1)		-	-	-	2
	Operating Vehicle Intoxicated-Endanger (9-30-5-2)		-	2	4	15
		Habitual Offender Controlled Substance (35-50-2-10)		-	-	1
	Operating Vehicle Intoxicated/Injury (9-30-5-4)		-	-	1	-
	Operating Vehicle-Habitual Violation (9-30-10-16)		-	1	2	8
	Pointing a Firearm (35-47-4-3)		-	-	-	1
	Poss Precursors (35-48-4-14.5)		-	1	-	1
	Possession of Child Pornography (35-42-4-4(C))		-	-	-	1
	Possession of Cocaine or Narcotic Drug (35-48-4-6)		-	5	3	22
	Possession of Marijuana (35-48-4-11)		-	-	-	1
	Possession of Meth(35-48-4-6.1)		8	12	17	43
	Possession of Syringes or Needles (16-42-19-18)		1	5	5	14
	Possession or Use of Legend Drug (16-42-19-13)		2	-	3	2
	Residential Entry (35-43-2-1.5)		-	1	1	6
	Resisting Law Enforc (35-44.1-3-1)		-	-	-	5
	Sex Offender without Identification (11-8-8-15)		-	-	1	-
	Stalking (35-45-10-5)		1	-	1	-
Strangulation (35-42-2-9)		-	-	-	3	
Theft, Receiving Stolen Property (35-43-4-2)		2	5	8	28	
Level 6 Felony Total			18	57	64	247

Felony Level	Primary Offense	Secondary Offense	May-21		This Calendar Year	
			SEX	SEX	SEX	SEX
			F	M	F	M
HO	Habitual Offender (35-50-2-8)		-	1	-	3
	Habitual Offender Controlled Substance (35-50-2-10)		-	-	-	1
HO Total			0	1	0	4

Felony Level	Primary Offense	Secondary Offense	May-21		This Calendar Year	
			SEX	SEX	SEX	SEX
			F	M	F	M
Murder	Murder (35-42-1-1)		1	7	2	21
Murder Total			1	7	2	21

Grand Total	May-21		This Calendar Year	
	SEX	SEX	SEX	SEX
	F	M	F	M
Grand Total	79	435	364	2079

Note: Offense data may not be available for all offenders at the time this table was prepared.
Only new commitments and probation violations are reported on this table.
Parole and Community Transition Program violators are excluded on this table.
Source: SAS - all.citations_mso.pgm

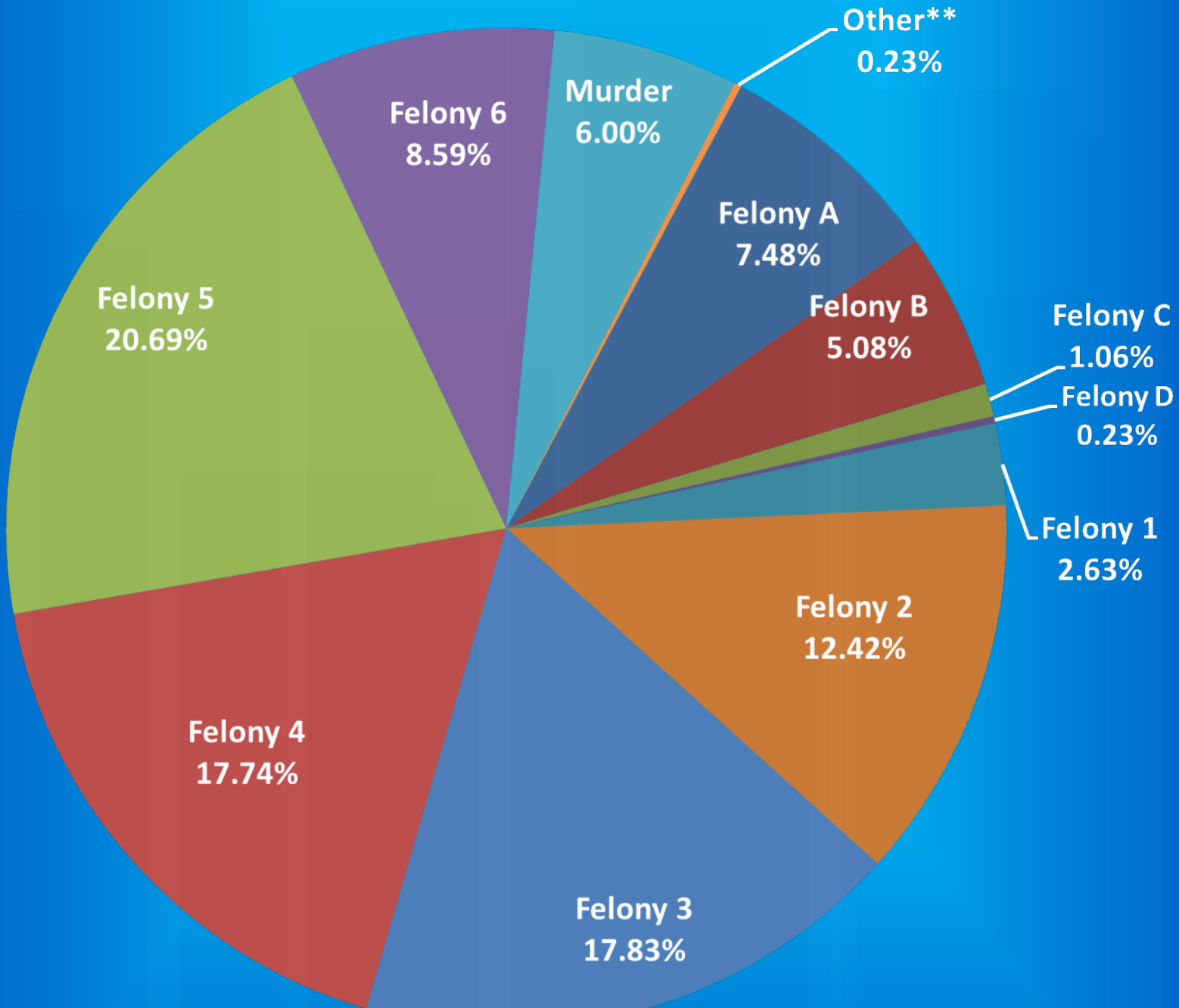
Indiana Department of Correction

Graph A

Female Population by Most Serious Offense Felony Level*

June 01, 2021

N = 2,224



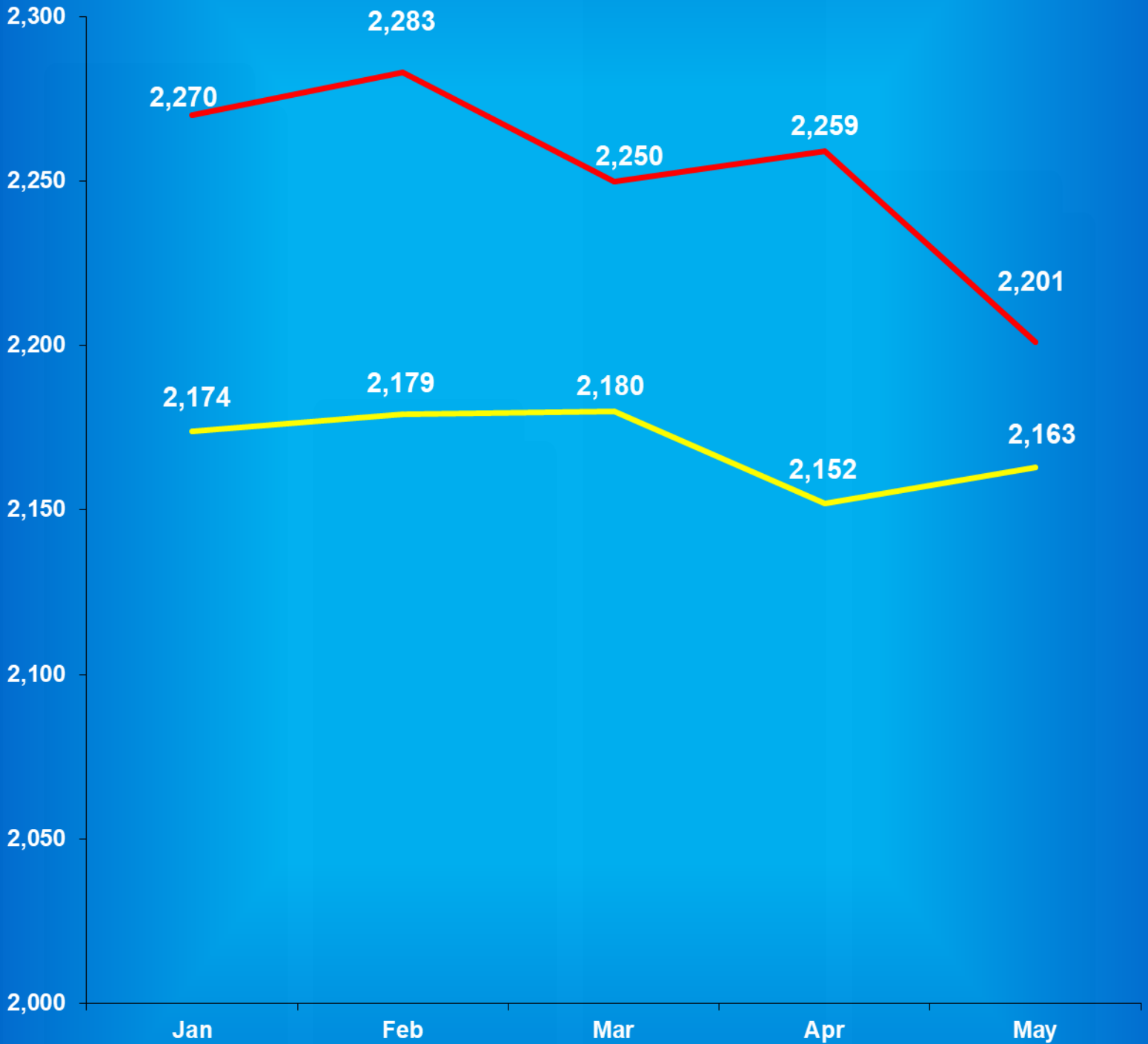
* Includes Offenders Held in County Jails and Contracted Beds

** Other includes Safekeepers, Predispositions, Habitual Offenders, Misdemeanants, and Unknowns

Indiana Department of Correction

Graph B

Average Daily Adult Female Offender Populations Calendar Year 2021



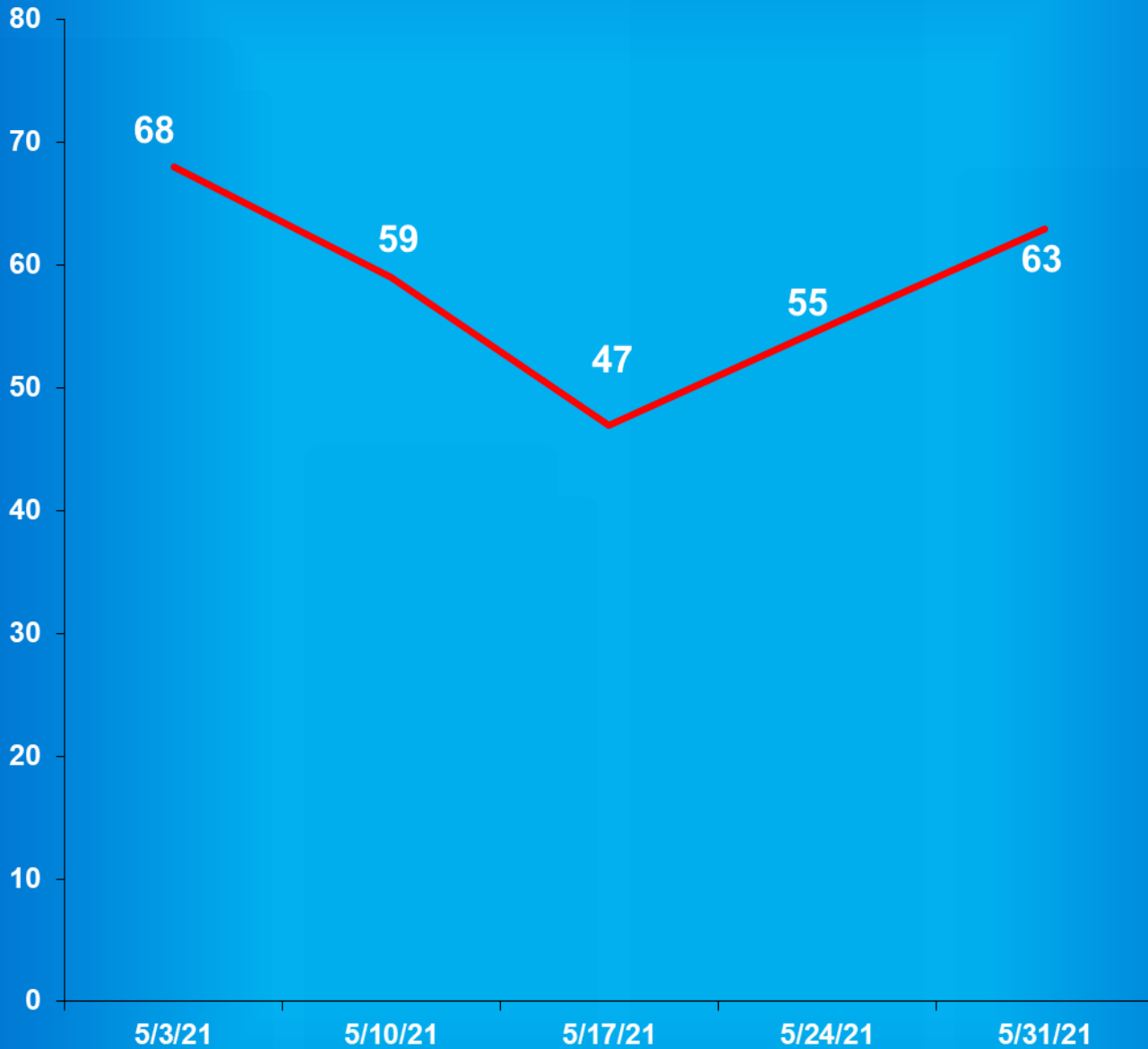
— Includes County Jail/Contract Beds — Excludes County Jail/Contract Beds

Indiana Department of Correction

Graph C

Adult Females Held in County Jails

May 2021



- Offenders held in county jails are newly sentenced offenders with completed court documents who are awaiting transfer to a DOC facility.

- Jail counts are a dynamic number that are affected by a variety of factors, including; sentencing trends, available DOC beds, and intake process completion.

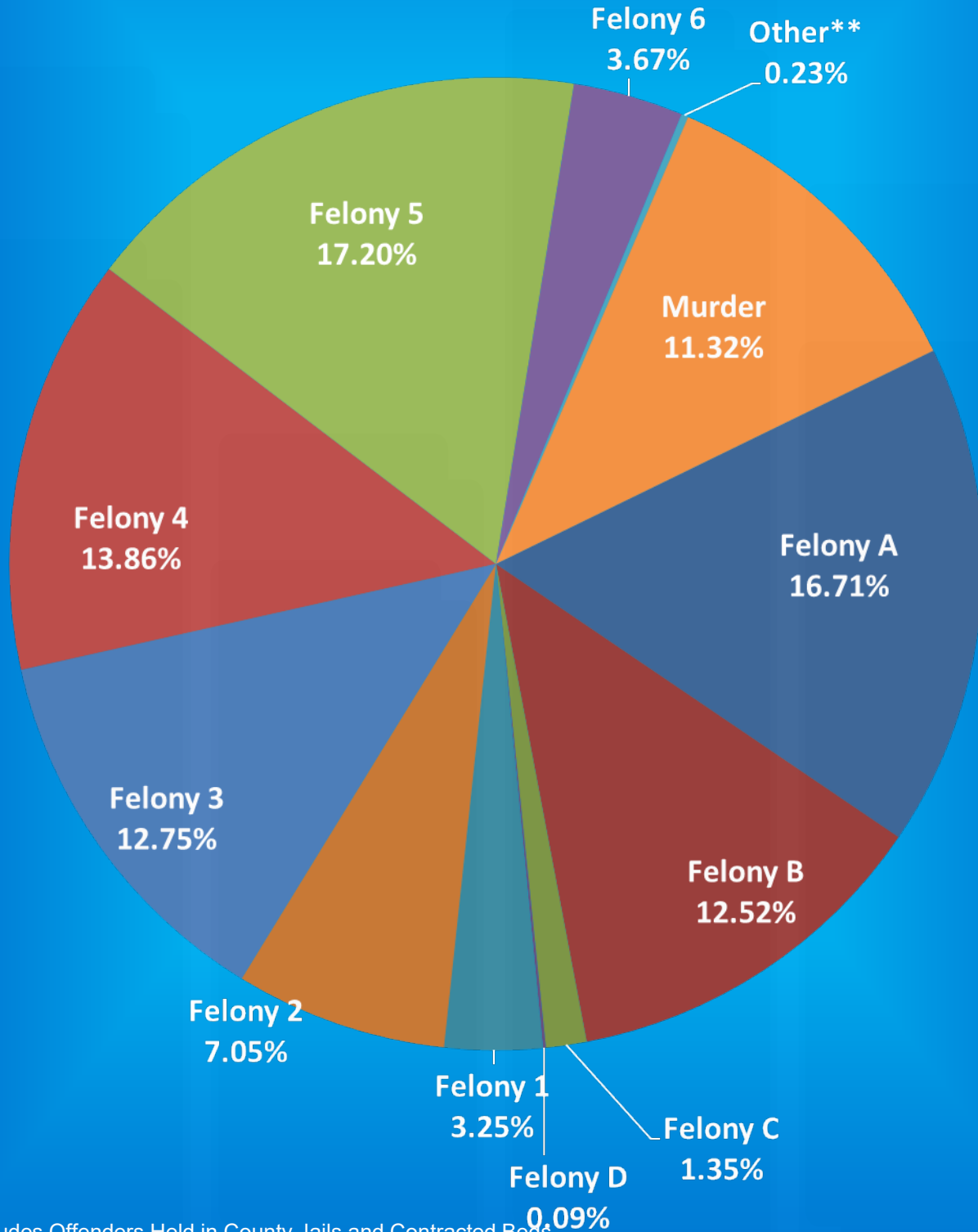
Indiana Department of Correction

Graph D

Male Population by Most Serious Offense Felony Level*

June 01, 2021.

N = 21,897



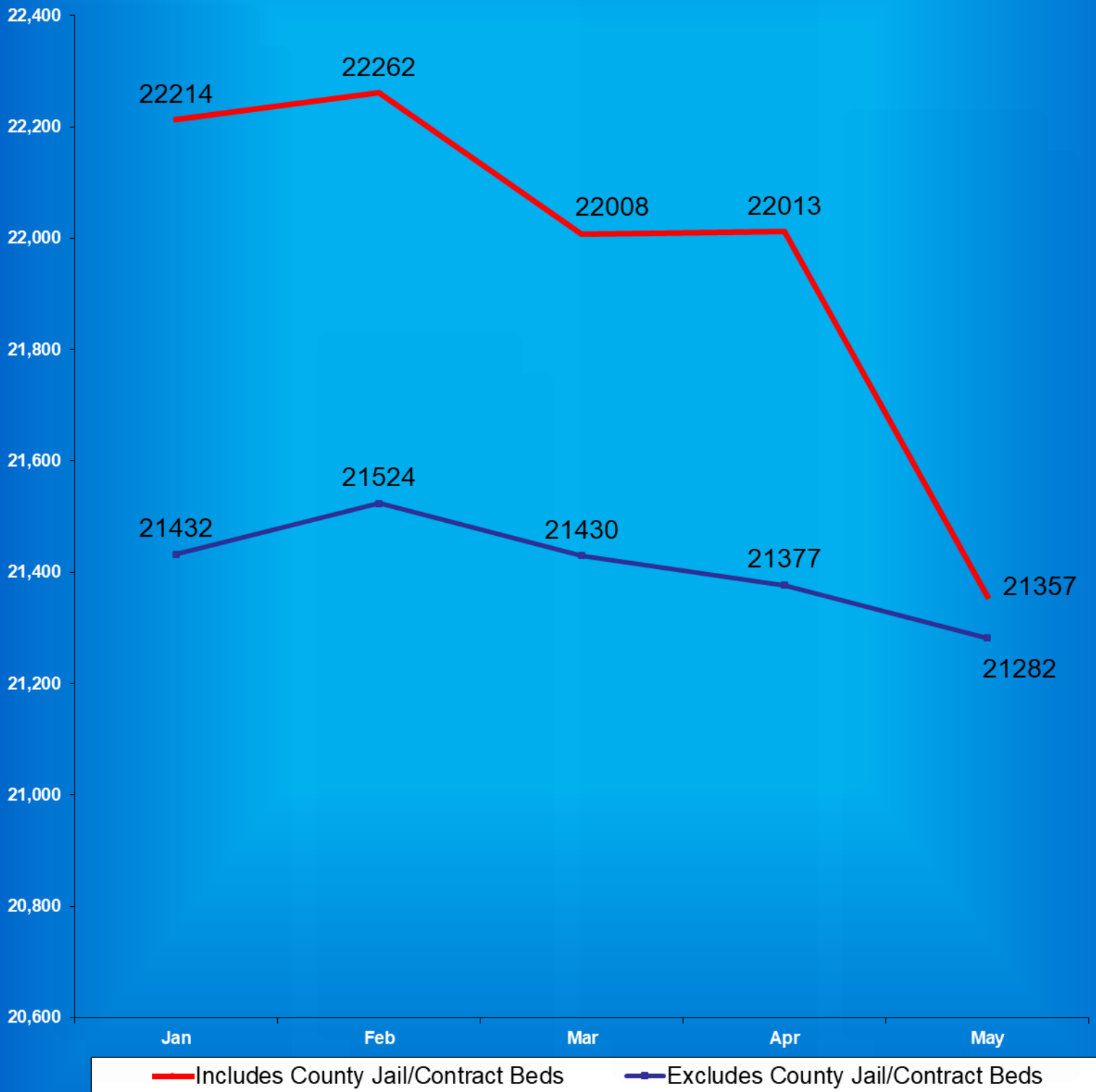
• Includes Offenders Held in County Jails and Contracted Beds

** Other includes Safekeepers, Predispositions, Habitual Offenders, Misdemeanants, and Unknowns

Indiana Department of Correction

Graph E

Average Daily Adult Male Offender Populations Calendar Year 2021

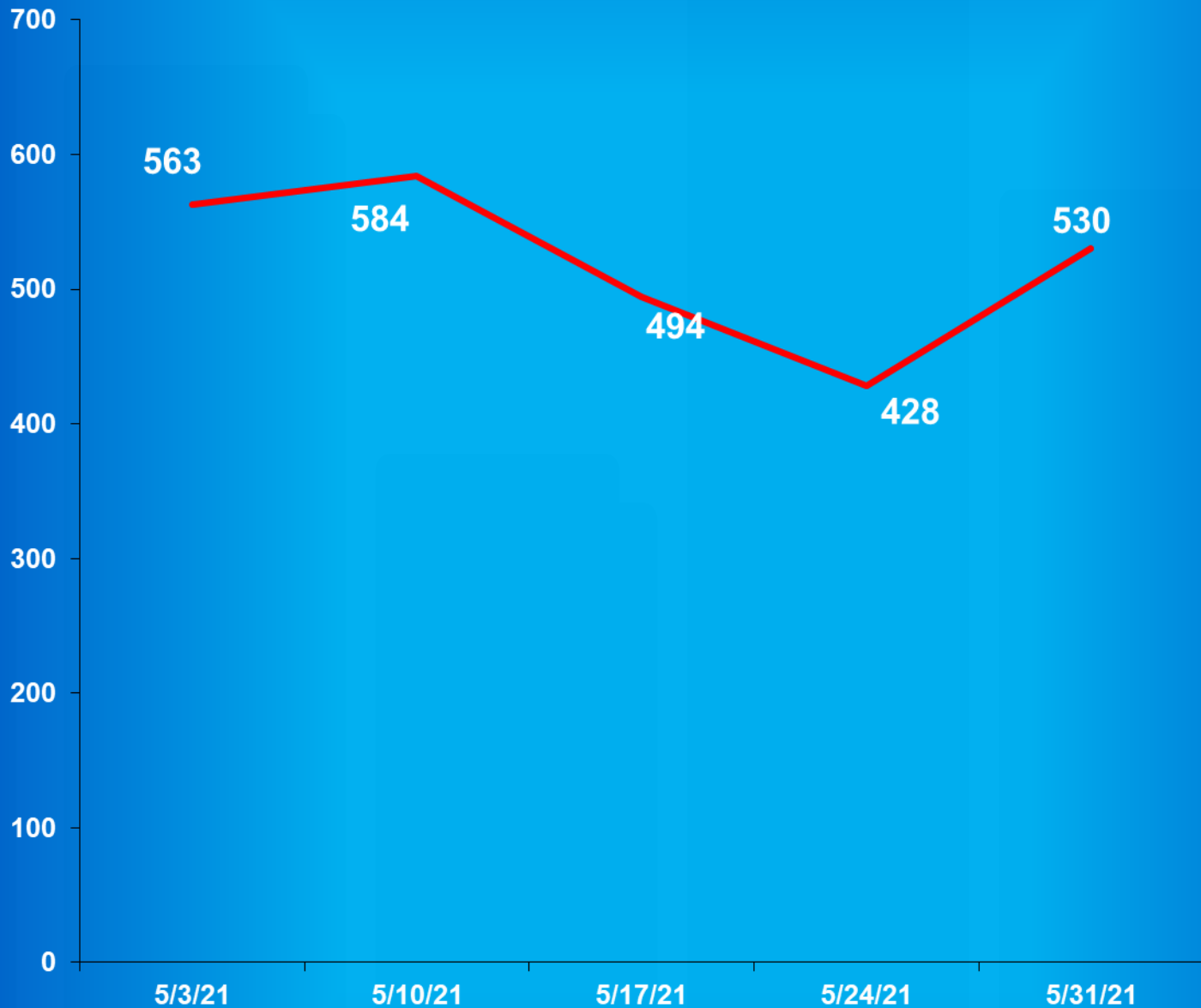


Indiana Department of Correction

Graph F

Adult Males Held in County Jails

May 2021



- Offenders held in county jails are newly sentenced offenders with completed court documents who are awaiting transfer to a DOC facility.

- Jail counts are a dynamic number that are affected by a variety of factors, including; sentencing trends, available DOC beds, and intake process completion.



Juvenile Offender Statistics



Indiana Department Of Correction
Table 13
Monthly Facility Admissions and Releases

Juvenile Offenders
May 2021

Admissions of All Juvenile Males

New Commitment	Re-Commitment	Parolee Return	Return From Escape	Diagnostics/Walk-Thrus
22	1	1	0	5

Releases of All Juvenile Males

Discharge	Parole	Escape	Diagnostics/Walk-Thrus
16	4	0	3

Admissions of All Juvenile Females

New Commitment	Re-Commitment	Parolee Return	Return From Escape	Diagnostics/Walk-Thrus
6	0	0	0	1

Releases of All Juvenile Females

Discharge	Parole	Escape	Diagnostics/Walk-Thrus
1	3	0	1

Sources:

SAS - mnthadm4_pgm_tbl13.pgm

SAS - mnthext4_pgm_tbl13.pgm

Indiana Department of Correction

Table 14

New Admissions by County of Commitment - Juveniles

May 2021

County	Admission Type			County	Admission Type		
	New Commits	Re Commits	Total		New Commits	Re Commits	Total
Adams	0	0	0	Madison	0	0	0
Allen	2	0	2	Marion	4	0	4
Bartholomew	0	0	0	Marshall	0	0	0
Benton	0	0	0	Martin	1	0	1
Blackford	0	0	0	Miami	1	0	1
Boone	1	0	1	Monroe	0	0	0
Brown	0	0	0	Montgomery	0	0	0
Carroll	1	0	1	Morgan	0	0	0
Cass	1	1	2	Newton	0	0	0
Clark	0	0	0	Noble	1	0	1
Clay	1	0	1	Ohio	0	0	0
Clinton	1	0	1	Orange	0	0	0
Crawford	0	0	0	Owen	0	0	0
Daviess	0	0	0	Parke	0	0	0
Dearborn	0	0	0	Perry	0	0	0
Decatur	0	0	0	Pike	0	0	0
DeKalb	1	0	1	Porter	0	0	0
Delaware	0	0	0	Posey	0	0	0
Dubois	0	0	0	Pulaski	0	0	0
Elkhart	1	0	1	Putnam	0	0	0
Fayette	0	0	0	Randolph	0	0	0
Floyd	1	0	1	Ripley	0	0	0
Fountain	0	0	0	Rush	0	0	0
Franklin	0	0	0	St. Joseph	2	0	2
Fulton	1	0	1	Scott	0	0	0
Gibson	0	0	0	Shelby	0	0	0
Grant	1	0	1	Spencer	0	0	0
Greene	0	0	0	Starke	0	0	0
Hamilton	0	0	0	Steuben	0	0	0
Hancock	0	0	0	Sullivan	0	0	0
Harrison	0	0	0	Switzerland	0	0	0
Hendricks	0	0	0	Tippecanoe	0	0	0
Henry	0	0	0	Tipton	0	0	0
Howard	2	0	2	Union	0	0	0
Huntington	0	0	0	Vanderburgh	0	0	0
Jackson	0	0	0	Vermillion	0	0	0
Jasper	0	0	0	Vigo	0	0	0
Jay	0	0	0	Wabash	1	0	1
Jefferson	0	0	0	Warren	0	0	0
Jennings	0	0	0	Warrick	0	0	0
Johnson	0	0	0	Washington	0	0	0
Knox	0	0	0	Wayne	0	0	0
Kosciusko	0	0	0	Wells	0	0	0
LaGrange	0	0	0	White	0	0	0
Lake	1	0	1	Whitley	0	0	0
LaPorte	3	0	3	Unknown	0	0	0
Lawrence	0	0	0	Totals	28	1	29

This data is based on most serious offense and excludes parole violations.

Source: Mnthadm4_pgm_tbl14.pgm

Indiana Department of Correction

Table 15

Monthly Releases by County of Commitment - Juveniles

May 2021

County	Release Type			County	Release Type		
	Discharge	Parole	Total		Discharge	Parole	Total
Adams	0	0	0	Madison	0	0	0
Allen	0	0	0	Marion	0	0	0
Bartholomew	0	0	0	Marshall	1	0	1
Benton	0	0	0	Martin	0	0	0
Blackford	0	0	0	Miami	0	0	0
Boone	0	0	0	Monroe	0	0	0
Brown	0	0	0	Montgomery	0	0	0
Carroll	0	0	0	Morgan	0	0	0
Cass	0	0	0	Newton	0	0	0
Clark	2	1	3	Noble	0	0	0
Clay	0	0	0	Ohio	0	0	0
Clinton	0	1	1	Orange	0	0	0
Crawford	0	0	0	Owen	0	0	0
Daviess	0	0	0	Parke	0	0	0
Dearborn	0	0	0	Perry	1	1	2
Decatur	0	0	0	Pike	0	0	0
DeKalb	0	0	0	Porter	0	0	0
Delaware	0	0	0	Posey	0	0	0
Dubois	1	0	1	Pulaski	0	0	0
Elkhart	0	0	0	Putnam	0	0	0
Fayette	0	0	0	Randolph	0	0	0
Floyd	0	0	0	Ripley	0	0	0
Fountain	0	0	0	Rush	0	0	0
Franklin	0	0	0	St. Joseph	2	0	2
Fulton	0	0	0	Scott	0	0	0
Gibson	0	0	0	Shelby	0	0	0
Grant	0	0	0	Spencer	0	0	0
Greene	0	0	0	Starke	1	0	1
Hamilton	0	0	0	Steuben	0	0	0
Hancock	1	0	1	Sullivan	0	0	0
Harrison	0	0	0	Switzerland	0	0	0
Hendricks	0	0	0	Tippecanoe	1	1	2
Henry	0	0	0	Tipton	0	0	0
Howard	2	0	2	Union	0	0	0
Huntington	1	0	1	Vanderburgh	0	1	1
Jackson	1	0	1	Vermillion	0	0	0
Jasper	0	0	0	Vigo	0	1	1
Jay	0	0	0	Wabash	0	0	0
Jefferson	0	0	0	Warren	0	0	0
Jennings	2	0	2	Warrick	0	0	0
Johnson	0	0	0	Washington	0	0	0
Knox	0	0	0	Wayne	0	0	0
Kosciusko	0	1	1	Wells	0	0	0
LaGrange	0	0	0	White	0	0	0
Lake	0	0	0	Whitley	0	0	0
LaPorte	1	0	1	Unknown	0	0	0
Lawrence	0	0	0	Totals	17	7	24

Some discharges may be releases to County Probation - data is unable to be separated.

Diagnostics and Escapes are excluded.

Source: Mnthext4_pgm_tbl15.pgm

Indiana Department of Correction
Table 16
Total Number of Committing Offenses for Juveniles
Committed to the Indiana Department of Correction
May 2021

OFFENSE (Citation Code)	NUMBER OF OFFENSES			
	This Month		This Calendar Year	
LEVEL I	Female	Male	Female	Male
Aggravated Battery (35-42-2-1.5)	0	0	0	2
Arson (35-43-1-1)	0	0	0	0
Battery (35-42-2-1)	0	0	0	3
Battery by Bodily Waste (35-42-2-6)	0	0	0	1
Burglary (35-43-2-1)	0	0	0	6
Carjacking (35-42-5-2)	0	0	0	0
Carrying Handgun w/o License (35-47-2-1)	0	0	0	13
Changing, Altering, Removing, Obliterating ID of Handgun (35-47-2-18)	0	0	0	0
Child Exploitation (35-42-4-4)	0	0	1	1
Child Molesting (35-42-4-3)	0	0	0	4
Child Seduction (35-42-4-7)	0	0	0	0
Child Selling (35-46-1-4)	0	0	0	0
Child Solicitation (35-42-4-6)	0	0	0	0
Child in Possession of Handgun (35-47-10-5)	0	0	0	0
Consumer Product Tampering (35-45-8-3)	0	0	0	0
Criminal Confinement (35-42-3-3)	0	0	0	1
Criminal Deviate Conduct (35-42-4-2)	0	0	0	0
Criminal Gang Intimidation (35-45-9-4)	0	0	0	0
Criminal Gang Recruitment	0	0	0	0
Criminal Recklessness (35-42-2-2)	0	0	0	8
Dangerous Possession of a Firearm (35-47-10-5)	0	0	0	3
Dealing in a Sawed-Off Shotgun (35-47-5-4.1)	0	0	0	0
Distribution of a Destructive Device (IC 35-47.5-5-5)	0	0	0	0
Domestic Battery (35-42-2-1.3)	0	0	1	5
Driving While Intoxicated Resulting in Death (9-30-5-5)	0	0	0	0
False Application for Handgun (35-47-2-8)	0	0	0	0
False, Altering Handgun License (35-47-2-22)	0	0	0	0
Feticide (35-42-1-6)	0	0	0	0
Handgun, False ID (35-47-2-17)	0	0	0	0
Incest (35-46-1-3)	0	0	0	0
Interference with Custody (35-42-3-4)	0	0	0	0
Intimidation (35-45-2-1)	0	0	0	0
Involuntary Manslaughter (35-42-1-4)	0	0	0	0
Kidnapping (35-42-3-2)	0	0	0	0
Murder (35-42-1-1)	0	0	0	1
Neglect of a Dependent (35-46-1-4)	0	0	0	0
Operation of a Machine Gun/Hurling a Bomb (35-47-5-9)	0	0	0	0
Overpass Mischief (35-42-2-5)	0	0	0	0
Pointing a Firearm (35-47-4-3)	0	0	0	0
Possession of Firearm on School Property (35-47-9-2)	0	0	0	0
Possession of a Machine Gun or Bomb (35-47-5-9)	0	0	0	0
Rape (35-42-4-1)	0	0	0	0
Reckless Homicide (35-42-1-5)	0	0	0	1
Resisting Law Enforcement (35-44-3-3)	0	0	0	0
Robbery (35-42-5-1)	0	0	0	14
Sell, Manufacture, Possess, Purchase Explosive (35-47-5-1)	0	0	0	0
Sell, Transfer, HIV Blood (35-42-1-7)	0	0	0	0
Selling, Transferring, Giving Handgun to Under 18 (35-47-2-7)	0	0	0	0
Sexual Battery (35-42-4-8)	0	0	0	1
Sexual Misconduct (35-44-1-5)	0	0	0	0

LEVEL I (cont'd)

	NUMBER OF OFFENSES			
	This Month		This Calendar Year	
	Female	Male	Female	Male
Sexual Misconduct with a Minor (35-42-4-9)	0	0	0	0
Stalking (35-45-10-5)	0	0	0	0
Strangulation (35-42-2-9)	0	0	0	0
Unlawful Delivery of Confiscated Firearm (35-47-3-4)	0	0	0	0
Unlawful Use of Body Armor (35-47-5-13)	0	0	0	0
Unlawful Use of Stun Gun (35-47-8-5)	0	0	0	0
Vicarious Sexual Gratification (35-42-4-5)	0	0	0	0
Voluntary Manslaughter (35-42-1-3)	0	0	0	0
Sub-Total	0	0	2	64

LEVEL II

Assisting a Criminal (35-44-3-2)	0	0	0	0
Chinese Throwing Star (35-47-5-12)	0	0	0	0
Criminal Gang Activity (35-45-9-3)	0	0	0	0
Criminal Recklessness (35-42-2-2)	0	0	0	0
Dealing Anabolic Steroid (16-42-19-27)	0	0	0	0
Dealing Methamphetamine (35-48-4-1.1)	0	0	0	0
Dealing in Cocaine or Narcotic Drug (35-48-4-1)	0	0	0	0
Dealing in Marijuana, Hash Oil, or Hashish (35-48-4-10)	0	0	0	1
Dealing in a Schedule I, II, or III Controlled Substance (35-48-4-2)	0	0	0	0
Dealing in a Schedule IV Controlled Substance (35-48-4-3)	0	0	1	0
Dealing in a Schedule V Controlled Substance (35-48-4-4)	0	0	0	0
Dealing in a Substance Represented to be a Controlled Substance (35-48-4-4.5)	0	0	0	0
Delivery of Weapon to Intoxicated Person (35-47-4-1)	0	0	0	0
Disarming Law Enforcement Officer (35-44.1-3-2)	0	0	0	0
Escape/Failure to Return to Lawful Detention (35-44-3-5)	0	0	0	3
Inmate w/ Deadly Weapon (35-44.1-3-7)	0	0	0	0
Interference with Custody (35-42-3-4)	0	0	0	0
Intimidation (35-45-2-1)	0	0	0	9
Knife with Automatic Blade (35-47-5-2)	0	0	0	0
Loan Sharking (35-45-7-2)	0	0	0	0
Maintaining a Common Nuisance (35-48-4-13)	0	0	0	0
Making loan secured by mortgage, deposit or pledge of handgun (35-47-4-2)	0	0	0	0
Manufacture, Distribution, Possession of a Substance Represented to be a Controlled Substance (35-48-4-4)	0	0	0	0
Neglect of a Dependent (35-46-1-4)	0	0	0	0
Poss Precursors w/ Intent to Manufacture Etc. (35-48-4-14.5)	0	0	0	0
Possession of a Controlled Substance (35-48-4-7)	0	0	0	0
Possession of a Knife on School Property (35-47-5-2.5)	0	0	0	1
Promoting Prostitution (35-45-4-4)	0	0	0	0
Purchase, Possession or Sale of Stun Gun (35-47-8-5)	0	0	0	0
Resisting Law Enforcement (35-44-3-3)	0	0	0	6
Rioting with a Deadly Weapon (35-45-1-2)	0	0	0	0
Sale, Possession, Use of Legend Drug (16-42-19-27)	0	0	0	0
Sexual Misconduct with a Minor (35-42-4-9)	0	0	0	0
Stalking (35-45-10-5)	0	0	0	0
Trafficking with an Inmate (35-44-3-9)	0	0	0	0
Use of Stun Gun in Commission of a Crime (35-47-8-5)	0	0	0	0
Sub-Total	0	0	1	20

LEVEL III

Accident /Failure to Stop (9-26-1-8)	0	0	0	0
Accident, Property Damage with Injury (9-26-1-8)	0	0	0	0
Altering or Damaging Computer (35-43-1-4)	0	0	0	0
Auto Theft, Receiving Stolen Parts (35-43-4-2.5)	0	0	1	10
Battery (35-42-2-1)	0	0	3	10
Battery by Bodily Waste (35-42-2-6)	0	0	0	0
Bestiality	0	0	0	0
Bribery (35-44-1-1)	0	0	0	0

LEVEL III (cont'd)	NUMBER OF OFFENSES			
	This Month		This Calendar Year	
	Female	Male	Female	Male
Burglary (35-43-2-1)	0	0	0	0
Check Deception (35-43-5-5)	0	0	0	0
Check Fraud (35-43-5-12)	0	0	0	0
Child Exploitation (35-42-4-4)	0	0	0	0
Controlled Substance Registration (35-48-4-14)	0	0	0	0
Conversion (35-43-4-3)	0	0	0	5
Criminal Mischief (35-43-1-2)	0	0	1	10
Criminal Recklessness (35-42-2-2)	0	0	0	1
Criminal Trespass (35-43-2-2)	0	0	1	2
Dealing in Altered Property (35-43-4-2.3)	0	0	0	0
Dealing in Marijuana, Hash Oil, or Hashish (35-48-4-10)	0	0	0	0
Dealing in Paraphernalia (35-48-4-8.5)	0	0	0	0
Dealing in a Schedule IV Controlled Substance (35-48-4-3)	0	0	0	0
Distribution of Material Harmful to Minor (35-49-3-3)	0	0	0	0
Escape/Failure to Return to Lawful Detention (35-44-3-5)	0	0	2	9
Failure to Appear (35-44-3-6)	0	0	0	0
False Reporting (35-44-2-2)	0	0	0	0
Forgery (35-43-5-2)	0	0	0	0
Fraud (35-43-5-4)	0	0	0	2
Fraud on Financial Institution (35-45-5-8)	0	0	0	0
Home Improvement Fraud (35-43-6-13)	0	0	0	0
Identity Deception (35-43-5-3.5)	0	0	0	0
Interference with Custody (35-42-3-4)	0	0	0	0
Interference with Reporting Crime (35-42-2-5)	0	0	0	0
Invasion of Privacy (35-46-1-15.1)	0	0	0	0
Kill Domestic Animal	0	0	0	0
Manufacture of Paraphernalia (35-48-4-8.1)	0	0	0	0
Nonsupport of Child (35-46-1-5)	0	0	0	0
Nonsupport of Spouse (35-46-1-6)	0	0	0	0
Obscene Performance (35-49-3-1)	0	0	0	0
Obstructing Fireman (35-44-3-8)	0	0	0	0
Obstructing Traffic (35-42-2-4)	0	0	0	0
Obstruction of Justice (35-44-3-4)	0	0	0	0
Operating Vehicle After Lifetime Forfeiture (9-30-10-17)	0	0	0	0
Operating Vehicle While Intoxicated (9-30-5-4)	0	0	0	0
Operating Vehicle While Intoxicated with Prior (9-30-5-3)	0	0	0	0
Patronizing a Prostitute (35-45-4-3)	0	0	0	0
Perjury (35-44-2-1)	0	0	0	0
Possession of Cocaine or Narcotic Drug (35-48-4-6)	0	0	0	0
Possession of Marijuana, Hash Oil, or Hashish (35-48-4-11)	0	0	0	0
Possession of Methamphetamines (35-48-4-6.1)	0	0	1	0
Possession of Paraphernalia (35-48-4-8.3)	0	0	0	0
Possession of a Controlled Substance (35-48-4-7)	0	0	1	2
Possession of a Syringe (16-42-19-18)	0	0	1	0
Possession/Use of Legend Drug (16-42-19-13)	0	0	0	0
Professional Gambling (35-45-5-3)	0	0	0	0
Profiting from Adoption (35-46-1-9)	0	0	0	0
Promoting Professional Gambling (35-45-5-4)	0	0	0	0
Promoting Prostitution (35-45-4-4)	0	0	0	0
Prostitution (35-45-4-2)	0	0	0	0
Public Indecency (35-45-4-1)	0	0	0	2
Public Nudity (35-45-4-1.5)	0	0	0	0
Railroad Mischief (35-42-2-5.5)	0	0	0	0
Receiving Stolen Auto Parts (35-43-4-2.5)	0	0	0	0
Receiving Stolen Property (35-43-4-2)	0	0	0	0
Residential Entry (35-43-2-1.5)	0	0	0	0
Resisting Law Enforcement (35-44-3-3)	0	0	5	12
Rioting (35-45-1-2)	0	0	0	0

LEVEL III (cont'd)	NUMBER OF OFFENSES			
	This Month		This Calendar Year	
	Female	Male	Female	Male
Sale, Possession, Use of Legend Drug (16-42-19-27)	0	0	0	0
Selling, Distributing, Exhibiting Obscene Material (35-49-3-1)	0	0	0	0
Stalking (35-45-10-5)	0	0	0	0
Synthetic Drug (35-48-4-11.5)	0	0	0	0
Theft (35-43-4-2)	0	0	3	21
Torture or Mutilation of Animal (35-46-3-12)	0	0	0	0
Trafficking with an Inmate (35-44-3-9)	0	0	0	0
Unauthorized Possession of Prescription Form (35-48-4-14)	0	0	0	0
Unlawful Entry of Motor Vehicle (35-43-4-2.7)	0	0	0	1
Voyeurism (35-45-4-5)	0	0	0	0
Welfare Fraud (35-43-5-7)	0	0	0	0
Sub-Total	0	0	19	87

LEVEL IV

Absence From Home Detention (35-38-2.5-10)	0	0	0	0
Accident/Failure to Stop (9-26-1-8)	0	0	0	1
Alcohol Violation (31-37-2-6)	0	0	0	1
Animal Cruelty (35-46-3-12)	0	0	0	0
Assisting a Criminal (35-44-3-2)	0	0	0	0
Beats Vertebrate Animal (35-46-3-12)	0	0	0	0
Check Deception (35-43-5-5)	0	0	0	0
Common Nuisance (35-48-4-13)	0	0	0	1
Computer Trespassing (35-43-2-3)	0	0	0	0
Counterfeiting Auto Registration (9-18-2-42)	0	0	0	0
Counterfeiting a Driver's License (9-24-18-7)	0	0	0	0
Curfew Violation (31-37-2-5)	0	0	0	0
Deception (35-43-5-3)	0	0	0	0
Deer Outside Hours (14-22-6-1)	0	0	0	0
Deer w/ Illegal Device (14-22-6-1)	0	0	0	0
Disorderly Conduct (35-45-1-3)	0	0	2	8
Dissemination of Material Harmful to Minor (35-49-3-3)	0	0	0	0
Driving While Intoxicated (9-11-2-3)	0	0	0	0
Driving with Suspended License (9-24-19-2)	0	0	0	0
Exploitation of Dependent/Endangered Adult (35-46-1-12)	0	0	0	0
Failure to Appear (35-44-3-6)	0	0	0	0
Failure to Disclose Recruitment (35-46-4-4)	0	0	0	0
Failure to Respond to Summons (35-44-3-6.5)	0	0	0	0
False Auto Registration (9-18-2-44)	0	0	0	0
False Identity Statement (35-44-2-6)	0	0	0	1
False Informing (35-44-2-2)	0	0	1	3
Flag Desecration (35-45-1-4)	0	0	0	0
Glue Sniffing (35-46-6-2)	0	0	0	0
Habitual Disobedience of Parent, Guardian, or Custodian (Incorrigible) (31-37-2-4)	0	0	0	1
Harassment (35-45-2-2)	0	0	0	0
Home Improvement Fraud (35-43-6-12)	0	0	0	0
Illegal Consumption of Alcohol (7.1-5-7-7)	0	0	0	0
Illegal Possession of Alcohol (7.1-5-7-7)	0	0	0	1
Impairment of ID Number (35-43-7-4)	0	0	0	0
Interference with Custody (35-42-3-4)	0	0	0	0
Interfering with Law Enforcement Animal (35-46-3-11)	0	0	0	0
Invasion of Privacy (35-46-1-15.1)	0	0	0	0
Leaving Home w/o Permission of Parent, Guardian or Custodian (Runaway) (31-37-2-2)	0	0	3	8
Leaving Scene of Accident (9-26-1-1.1)	0	0	0	0
Maintaining a Common Nuisance (35-48-4-13)	0	0	0	0
Nitrous Oxide Distribution (35-46-6-3)	0	0	0	0
Obscene Performance (35-49-3-1)	0	0	0	0
Obstructing Medical Emergency (35-44-3-8.5)	0	0	0	0
Obstructing Traffic (35-42-2-4)	0	0	0	0
Official Misconduct (35-44.1-1-1)	0	0	0	0

LEVEL IV (cont'd)	NUMBER OF OFFENSES			
	This Month		This Calendar Year	
	Female	Male	Female	Male
Operating Vehicle While Intoxicated (9-30-5-2)	0	0	0	0
Operating Vehicle While Intoxicated/Cntrl'd Sub (9-30-5-1)	0	0	0	0
Operating Vehicle w/o License (9-24-18-1)	0	0	0	1
Operating Vehicle w/o Proof of Financial (9-25-8-2)	0	0	0	0
Operating Vehicle w/o Registration/Plates (9-18-2-43)	0	0	0	0
Possession of Device/Interfere Test (35-43-5-18)	0	0	0	0
Possession of Marijuana, Hash Oil, or Hashish (35-48-4-11)	0	0	1	7
Possession of Paraphernalia (35-48-4-8.3)	0	0	2	4
Possession of Substance Represented to be a Controlled Substance (35-48-4-4.6)	0	0	0	0
Possession, Purchase, Accepting Tobacco (35-46-1-10.5)	0	0	0	0
Probation Violation	0	0	0	54
Public Intoxication (7.1-5-1-3)	0	0	0	1
Receiving Unidentified Property (35-43-7-5)	0	0	0	0
Reckless Driving (9-21-8-52)	0	0	0	0
Refusal to Aid Officer (35-44-3-7)	0	0	0	0
Refusal to Identify Self (34-28-5-3.5)	0	0	0	0
Selling, Distributing, Exhibiting Obscene Material (35-49-3-1)	0	0	0	0
Synthetic Drug (35-48-4-11.5)	0	0	0	0
Taking Deer/Turkey (14-22-6-1)	0	0	0	0
Tattooing a Minor (35-42-2-7)	0	0	0	0
Torture, Kill, Mutilate an Animal (35-46-3-12)	0	0	0	0
Unauthorized Possession of Prescription (35-48-4-14)	0	0	0	0
Unlawful Entry of Motor Vehicle (35-43-4-2.7)	0	0	0	2
Unlawful Gambling (35-45-5-2)	0	0	0	0
Unlawful Use of Railroad Right of Way (8-3-15-3)	0	0	0	0
Vending Machine Vandalism (35-43-4-7)	0	0	0	0
Violation Home Detention	0	0	0	0
Violation Suspended Commitment to DOC	0	0	1	0
Violation of Compulsory School Attendance Law (Truancy) (31-37-2-3)	0	0	0	1
Voyeurism (35-45-4-5)	0	0	0	0
Welfare Fraud (35-45-5-7)	0	0	0	0
Sub-Total	0	0	10	95
GRAND TOTAL NUMBER OF OFFENSES	0	0	32	266

Indiana Department of Correction
Table 17
Number of Juvenile Offenders by Most Serious Offense
Committed to the Indiana Department of Correction

May 2021

MOST SERIOUS OFFENSE (Citation Code)	NUMBER OF JUVENILES			
	This Month		This Calendar Year	
LEVEL I	Female	Male	Female	Male
Aggravated Battery (35-42-2-1.5)	0	0	0	2
Arson (35-43-1-1)	0	0	0	0
Battery (35-42-2-1)	0	0	0	2
Battery by Bodily Waste (35-42-2-6)	0	0	0	1
Burglary (35-43-2-1)	0	0	0	5
Carjacking (35-42-5-2)	0	0	0	0
Carrying Handgun w/o License (35-47-2-1)	0	2	0	9
Changing, Altering, Removing, Obliterating ID of Handgun (35-47-2-18)	0	0	0	0
Child Exploitation (35-42-4-4)	0	0	1	1
Child Molesting (35-42-4-3)	0	1	0	4
Child Seduction (35-42-4-7)	0	0	0	0
Child Selling (35-46-1-4)	0	0	0	0
Child Solicitation (35-42-4-6)	0	0	0	0
Child in Possession of Handgun (35-47-10-5)	0	0	0	0
Consumer Product Tampering (35-45-8-3)	0	0	0	0
Criminal Confinement (35-42-3-3)	0	0	0	1
Criminal Deviate Conduct (35-42-4-2)	0	0	0	0
Criminal Gang Intimidation (35-45-9-4)	0	0	0	0
Criminal Gang Recruitment	0	0	0	0
Criminal Recklessness (35-42-2-2)	0	1	0	6
Dangerous Possession of a Firearm (35-47-10-5)	0	0	0	1
Dealing in a Sawed-Off Shotgun (35-47-5-4.1)	0	0	0	0
Distribution of a Destructive Device (IC 35-47.5-5-5)	0	0	0	0
Domestic Battery (35-42-2-1.3)	1	2	1	3
Driving While Intoxicated Resulting in Death (9-30-5-5)	0	0	0	0
False Application for Handgun (35-47-2-8)	0	0	0	0
False, Altering Handgun License (35-47-2-22)	0	0	0	0
Feticide (35-42-1-6)	0	0	0	0
Handgun, False ID (35-47-2-17)	0	0	0	0
Incest (35-46-1-3)	0	0	0	0
Interference with Custody (35-42-3-4)	0	0	0	0
Intimidation (35-45-2-1)	0	0	0	0
Involuntary Manslaughter (35-42-1-4)	0	0	0	0
Kidnapping (35-42-3-2)	0	0	0	0
Murder (35-42-1-1)	0	0	0	1
Neglect of a Dependent (35-46-1-4)	0	0	0	0
Operation of a Machine Gun/Hurling a Bomb (35-47-5-9)	0	0	0	0
Overpass Mischief (35-42-2-5)	0	0	0	0
Pointing a Firearm (35-47-4-3)	0	0	0	0
Possession of Firearm on School Property (35-47-9-2)	0	0	0	0
Possession of a Machine Gun or Bomb (35-47-5-9)	0	0	0	0
Rape (35-42-4-1)	0	0	0	0
Reckless Homicide (35-42-1-5)	0	1	0	1
Resisting Law Enforcement (35-44-3-3)	0	0	0	0
Robbery (35-42-5-1)	0	2	0	10
Sell, Manufacture, Possess, Purchase Explosive (35-47-5-1)	0	0	0	0
Sell, Transfer, HIV Blood (35-42-1-7)	0	0	0	0
Selling, Transferring, Giving Handgun to Under 18 (35-47-2-7)	0	0	0	0
Sexual Battery (35-42-4-8)	0	0	0	1
Sexual Misconduct (35-44-1-5)	0	0	0	0

LEVEL I (cont'd)	NUMBER OF JUVENILES			
	This Month		This Calendar Year	
	Female	Male	Female	Male
Sexual Misconduct with a Minor (35-42-4-9)	0	0	0	0
Stalking (35-45-10-5)	0	0	0	0
Strangulation (35-42-2-9)	0	0	0	0
Unlawful Delivery of Confiscated Firearm (35-47-3-4)	0	0	0	0
Unlawful Use of Body Armor (35-47-5-13)	0	0	0	0
Unlawful Use of Stun Gun (35-47-8-5)	0	0	0	0
Vicarious Sexual Gratification (35-42-4-5)	0	0	0	0
Voluntary Manslaughter (35-42-1-3)	0	0	0	0
Sub-Total	1	9	2	48

LEVEL II				
Assisting a Criminal (35-44-3-2)	0	0	0	0
Chinese Throwing Star (35-47-5-12)	0	0	0	0
Criminal Gang Activity (35-45-9-3)	0	0	0	0
Criminal Recklessness (35-42-2-2)	0	0	0	0
Dealing Anabolic Steroid (16-42-19-27)	0	0	0	0
Dealing Methamphetamine (35-48-4-1.1)	0	0	0	0
Dealing in Cocaine or Narcotic Drug (35-48-4-1)	0	0	0	0
Dealing in Marijuana, Hash Oil, or Hashish (35-48-4-10)	0	0	0	0
Dealing in a Schedule I, II, or III Controlled Substance (35-48-4-2)	0	0	0	0
Dealing in a Schedule IV Controlled Substance (35-48-4-3)	1	0	1	0
Dealing in a Schedule V Controlled Substance (35-48-4-4)	0	0	0	0
Dealing in a Substance Represented to be a Controlled Substance (35-48-4-4.5)	0	0	0	0
Delivery of Weapon to Intoxicated Person (35-47-4-1)	0	0	0	0
Disarming Law Enforcement Officer (35-44.1-3-2)	0	0	0	0
Escape/Failure to Return to Lawful Detention (35-44-3-5)	0	1	0	3
Inmate w/ Deadly Weapon (35-44.1-3-7)	0	0	0	0
Interference with Custody (35-42-3-4)	0	0	0	0
Intimidation (35-45-2-1)	0	2	0	6
Knife with Automatic Blade (35-47-5-2)	0	0	0	0
Loan Sharking (35-45-7-2)	0	0	0	0
Maintaining a Common Nuisance (35-48-4-13)	0	0	0	0
Making loan secured by mortgage, deposit or pledge of handgun (35-47-4-2)	0	0	0	0
Manufacture, Distribution, Possession of a Substance Represented to be a Controlled Substance (35-48-4-4.5)	0	0	0	0
Neglect of a Dependent (35-46-1-4)	0	0	0	0
Poss precursors w/intent to manufacture etc. (35-48-4-14.5)	0	0	0	0
Possession of a Controlled Substance (35-48-4-7)	0	0	0	0
Possession of a Knife on School Property (35-47-5-2.5)	0	0	0	1
Promoting Prostitution (35-45-4-4)	0	0	0	0
Purchase, Possession or Sale of Stun Gun (35-47-8-5)	0	0	0	0
Resisting Law Enforcement (35-44-3-3)	0	1	0	3
Rioting with a Deadly Weapon (35-45-1-2)	0	0	0	0
Sale, Possession, Use of Legend Drug (16-42-19-27)	0	0	0	0
Sexual Misconduct with a Minor (35-42-4-9)	0	0	0	0
Stalking (35-45-10-5)	0	0	0	0
Trafficking with an Inmate (35-44-3-9)	0	0	0	0
Use of Stun Gun in Commission of a Crime (35-47-8-5)	0	0	0	0
Sub-Total	1	4	1	13

LEVEL III				
Accident /Failure to Stop (9-26-1-8)	0	0	0	0
Accident, Property Damage with Injury (9-26-1-8)	0	0	0	0
Altering or Damaging Computer (35-43-1-4)	0	0	0	0
Auto Theft, Receiving Stolen Parts (35-43-4-2.5)	0	0	0	2
Battery (35-42-2-1)	1	0	2	2
Beastiality	0	0	0	0
Bribery (35-44-1-1)	0	0	0	0
Burglary (35-43-2-1)	0	0	0	0
Check Deception (35-43-5-5)	0	0	0	0

LEVEL III (cont'd)	NUMBER OF JUVENILES			
	This Month		This Calendar Year	
	Female	Male	Female	Male
Check Fraud (35-43-5-12)	0	0	0	0
Child Exploitation (35-42-4-4)	0	0	0	0
Controlled Substance Registration (35-48-4-14)	0	0	0	0
Conversion (35-43-4-3)	0	0	0	2
Criminal Mischief (35-43-1-2)	0	2	0	3
Criminal Recklessness (35-42-2-2)	0	0	0	1
Criminal Trespass (35-43-2-2)	0	0	1	1
Dealing in Altered Property (35-43-4-2.3)	0	0	0	0
Dealing in Marijuana, Hash Oil, or Hashish (35-48-4-10)	0	0	0	0
Dealing in Paraphernalia (35-48-4-8.5)	0	0	0	0
Distribution of Material Harmful to Minor (35-49-3-3)	0	0	0	0
Escape/Failure to Return to Lawful Detention (35-44-3-5)	1	4	2	6
Failure to Appear (35-44-3-6)	0	0	0	0
False Reporting (35-44-2-2)	0	0	0	0
Forgery (35-43-5-2)	0	0	0	0
Fraud (35-43-5-4)	0	0	0	1
Fraud on Financial Institution (35-45-5-8)	0	0	0	0
Home Improvement Fraud (35-43-6-13)	0	0	0	0
Identity Deception (35-43-5-3.5)	0	0	0	0
Interference with Custody (35-42-3-4)	0	0	0	0
Interference with Reporting Crime (35-42-2-5)	0	0	0	0
Invasion of Privacy (35-46-1-15.1)	0	0	0	0
Kill Domestic Animal	0	0	0	0
Manufacture of Paraphernalia (35-48-4-8.1)	0	0	0	0
Nonsupport of Child (35-46-1-5)	0	0	0	0
Nonsupport of Spouse (35-46-1-6)	0	0	0	0
Obscene Performance (35-49-3-1)	0	0	0	0
Obstructing Fireman (35-44-3-8)	0	0	0	0
Obstructing Traffic (35-42-2-4)	0	0	0	0
Obstruction of Justice (35-44-3-4)	0	0	0	0
Operating Vehicle After Lifetime Forfeiture (9-30-10-17)	0	0	0	0
Operating Vehicle While Intoxicated (9-30-5-4)	0	0	0	0
Operating Vehicle While Intoxicated with Prior (9-30-5-3)	0	0	0	0
Patronizing a Prostitute (35-45-4-3)	0	0	0	0
Perjury (35-44-2-1)	0	0	0	0
Possession of Cocaine or Narcotic Drug (35-48-4-6)	0	0	0	0
Possession of Marijuana, Hash Oil, or Hashish (35-48-4-11)	0	0	0	0
Possession of Methamphetamines (35-48-4-6.1)	0	0	1	0
Possession of Paraphernalia (35-48-4-8.3)	0	0	0	0
Possession of a Controlled Substance (35-48-4-7)	0	0	0	0
Possession of a Syringe (16-42-19-18)	0	0	0	0
Possession/Use of Legend Drug (16-42-19-13)	0	0	0	0
Professional Gambling (35-45-5-3)	0	0	0	0
Profiting from Adoption (35-46-1-9)	0	0	0	0
Promoting Professional Gambling (35-45-5-4)	0	0	0	0
Promoting Prostitution (35-45-4-4)	0	0	0	0
Prostitution (35-45-4-2)	0	0	0	0
Public Indecency (35-45-4-1)	0	0	0	1
Public Nudity (35-45-4-1.5)	0	0	0	0
Railroad Mischief (35-42-2-5.5)	0	0	0	0
Receiving Stolen Property (35-43-4-2)	0	0	0	0
Residential Entry (35-43-2-1.5)	0	0	0	0
Resisting Law Enforcement (35-44-3-3)	1	0	1	2
Rioting (35-45-1-2)	0	0	0	0
Sale, Possession, Use of Legend Drug (16-42-19-27)	0	0	0	0
Selling, Distributing, Exhibiting Obscene Material (35-49-3-1)	0	0	0	0
Stalking (35-45-10-5)	0	0	0	0

LEVEL III (Cont.)	NUMBER OF JUVENILES			
	This Month		This Calendar Year	
	Female	Male	Female	Male
Synthetic Drug (35-48-4-11.5)	0	0	0	0
Theft (35-43-4-2)	1	1	2	4
Torture or Mutilation of Animal (35-46-3-12)	0	0	0	0
Trafficking with an Inmate (35-44-3-9)	0	0	0	0
Unauthorized Possession of Prescription Form (35-48-4-14)	0	0	0	0
Unlawful Entry of Motor Vehicle (35-43-4-2.7)	0	1	0	1
Voyeurism (35-45-4-5)	0	0	0	0
Welfare Fraud (35-43-5-7)	0	0	0	0
Sub-Total	4	8	9	26

LEVEL IV

Absence From Home Detention (35-38-2.5-10)	0	0	0	0
Accident/Failure to Stop (9-26-1-8)	0	0	0	0
Assisting a Criminal (35-44-3-2)	0	0	0	0
Beats Vertebrate Animal (35-46-3-12)	0	0	0	0
Check Deception (35-43-5-5)	0	0	0	0
Common Nuisance (35-48-4-13)	0	0	0	0
Computer Trespassing (35-43-2-3)	0	0	0	0
Counterfeiting Auto Registration (9-18-2-42)	0	0	0	0
Counterfeiting a Driver's License (9-24-18-7)	0	0	0	0
Curfew Violation (31-37-2-5)	0	0	0	0
Deception (35-43-5-3)	0	0	0	0
Disorderly Conduct (35-45-1-3)	0	1	0	1
Dissemination of Material Harmful to Minor (35-49-3-3)	0	0	0	0
Driving with Suspended License (9-24-19-2)	0	0	0	0
Exploitation of Dependent/Endangered Adult (35-46-1-12)	0	0	0	0
Failure to Appear (35-44-3-6)	0	0	0	0
Failure to Disclose Recruitment (35-46-4-4)	0	0	0	0
Failure to Respond to Summons (35-44-3-6.5)	0	0	0	0
False Auto Registration (9-18-2-44)	0	0	0	0
False Identity Statement (35-44-2-6)	0	0	0	0
False Informing (35-44-2-2)	0	0	0	1
Flag Desecration (35-45-1-4)	0	0	0	0
Glue Sniffing (35-46-6-2)	0	0	0	0
Habitual Disobedience of Parent, Guardian, or Custodian (Incorrigible) (31-37-2-4)	0	0	0	0
Harassment (35-45-2-2)	0	0	0	0
Home Improvement Fraud (35-43-6-12)	0	0	0	0
Illegal Consumption of Alcohol (7.1-5-7-7)	0	0	0	0
Illegal Possession of Alcohol (7.1-5-7-7)	0	0	0	0
Impairment of ID Number (35-43-7-4)	0	0	0	0
Interference with Custody (35-42-3-4)	0	0	0	0
Interfering with Law Enforcement Animal (35-46-3-11)	0	0	0	0
Invasion of Privacy (35-46-1-15.1)	0	0	0	0
Leaving Home w/o Permission of Parent, Guardian or Custodian (Runaway) (31-37-2-2)	0	0	0	0
Nitrous Oxide Distribution (35-46-6-3)	0	0	0	0
Obscene Performance (35-49-3-1)	0	0	0	0
Obstructing Medical Emergency (35-44-3-8.5)	0	0	0	0
Obstructing Traffic (35-42-2-4)	0	0	0	0
Operating Vehicle While Intoxicated (9-30-5-2)	0	0	0	0
Operating Vehicle While Intoxicated/Cntrl'd Sub (9-30-5-1)	0	0	0	0
Operating Vehicle w/o License (9-24-18-1)	0	0	0	0
Operating Vehicle w/o Proof of Financial (9-25-8-2)	0	0	0	0
Operating Vehicle w/o Registration/Plates (9-18-2-43)	0	0	0	0
Possession of Marijuana, Hash Oil, or Hashish (35-48-4-11)	0	1	0	2
Possession of Paraphernalia (35-48-4-8.3)	0	0	0	0
Possession of Substance Represented to be a Controlled Substance (35-48-4-4.6)	0	0	0	0
Possession, Purchase, Accepting Tobacco (35-46-1-10.5)	0	0	0	0
Probation Violation	0	0	0	0
Public Intoxication (7.1-5-1-3)	0	0	0	0
Receiving Unidentified Property (35-43-7-5)	0	0	0	0
Reckless Driving (9-21-8-52)	0	0	0	0
Refusal to Aid Officer (35-44-3-7)	0	0	0	0

LEVEL IV (cont'd)	NUMBER OF JUVENILES				
	This Month		This Calendar Year		
	Female	Male	Female	Male	
Refusal to Identify Self (34-28-5-3.5)	0	0	0	0	
Selling, Distributing, Exhibiting Obscene Material (35-49-3-1)	0	0	0	0	
Synthetic Drug	0	0	0	0	
Torture, Kill, Mutilate an Animal (35-46-3-12)	0	0	0	0	
Unauthorized Possession of Prescription (35-48-4-14)	0	0	0	0	
Unlawful Entry of Motor Vehicle (35-43-4-2.7)	0	0	0	0	
Unlawful Gambling (35-45-5-2)	0	0	0	0	
Unlawful Use of Railroad Right of Way (8-3-15-3)	0	0	0	0	
Vending Machine Vandalism (35-43-4-7)	0	0	0	0	
Violation Home Detention	0	0	0	0	
Violation Suspended Commitment to DOC	0	0	0	0	
Violation of Compulsory School Attendance Law (Truancy) (31-37-2-3)	0	0	0	0	
Voyeurism (35-45-4-5)	0	0	0	0	
Welfare Fraud (35-45-5-7)	0	0	0	0	
	Sub-Total	0	2	0	4
	GRAND TOTAL NUMBER OF JUVENILES	6	23	12	91

Indiana Department of Correction
Table 18
Juvenile Female New Commitments

<u>Month</u>	<u>2016</u>	<u>2017</u>	<u>2018</u>	<u>2019</u>	<u>2020</u>	<u>2021</u>
January	6	2	3	10	3	4
February	10	5	8	4	5	0
March	11	6	4	7	3	1
April	9	2	7	3	5	3
May	4	6	8	8	5	6
June	11	7	2	3	4	
July	4	8	12	9	3	
August	4	5	4	2	1	
September	7	8	8	4	4	
October	5	6	5	6	2	
November	6	7	8	2	5	
December	<u>5</u>	<u>12</u>	<u>8</u>	<u>5</u>	<u>3</u>	
TOTALS	82	74	77	63	43	

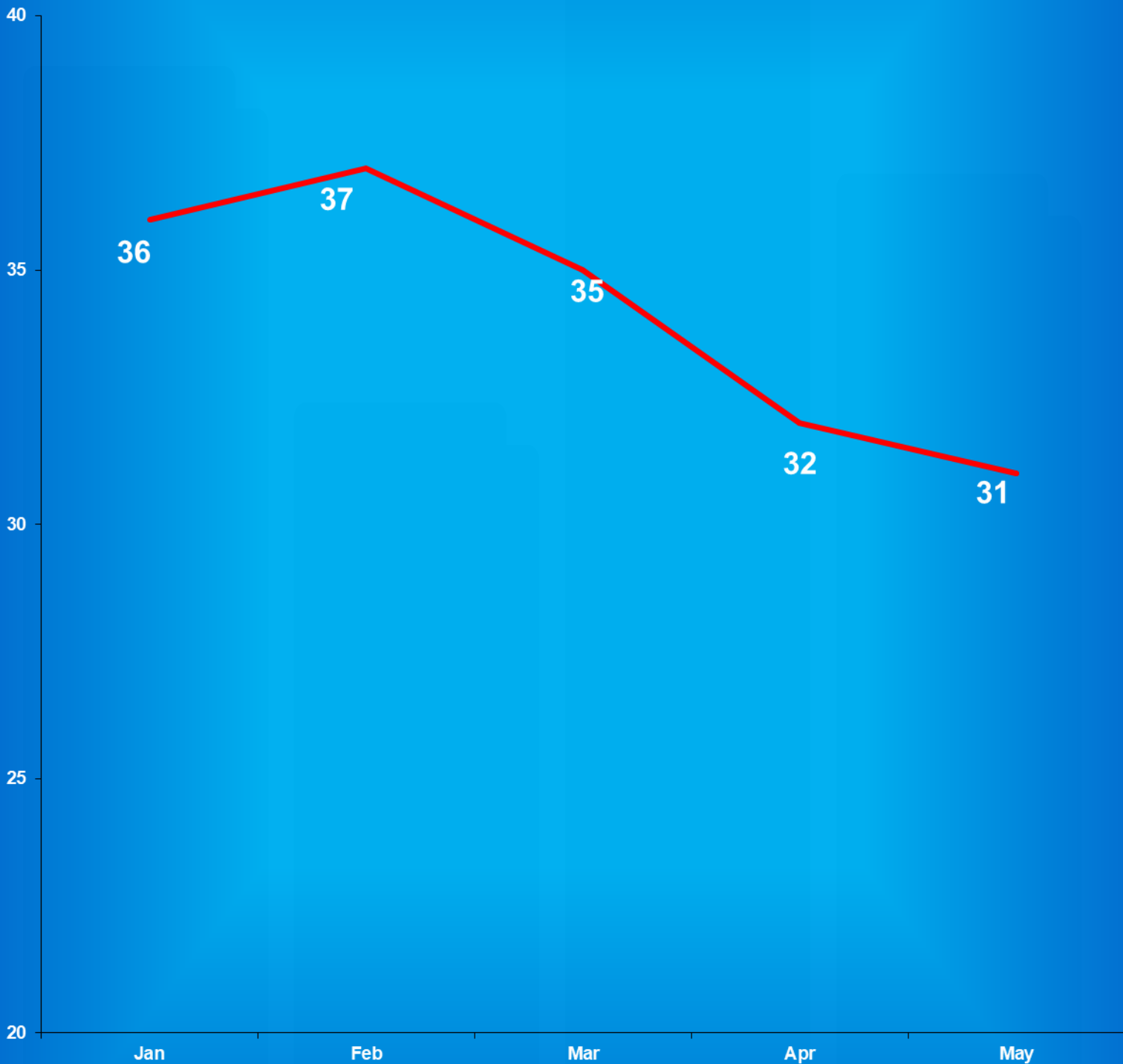
Source: SAS - mnthadm4.pgm

Indiana Department of Correction

Graph G

Average Daily Juvenile Female Offender Populations

Calendar Year 2021



Indiana Department of Correction
Table 19
Juvenile Male New Commitments

<u>Month</u>	<u>2016</u>	<u>2017</u>	<u>2018</u>	<u>2019</u>	<u>2020</u>	<u>2021</u>
January	39	26	46	36	28	6
February	40	26	38	36	21	16
March	69	36	33	17	32	28
April	33	45	27	24	17	22
May	44	35	42	30	11	23
June	40	48	29	27	14	
July	29	40	29	47	17	
August	38	48	28	37	15	
September	36	43	41	23	20	
October	24	39	24	34	17	
November	28	48	34	26	19	
December	<u>30</u>	<u>34</u>	<u>52</u>	<u>23</u>	20	
TOTALS	463	450	468	360	231	

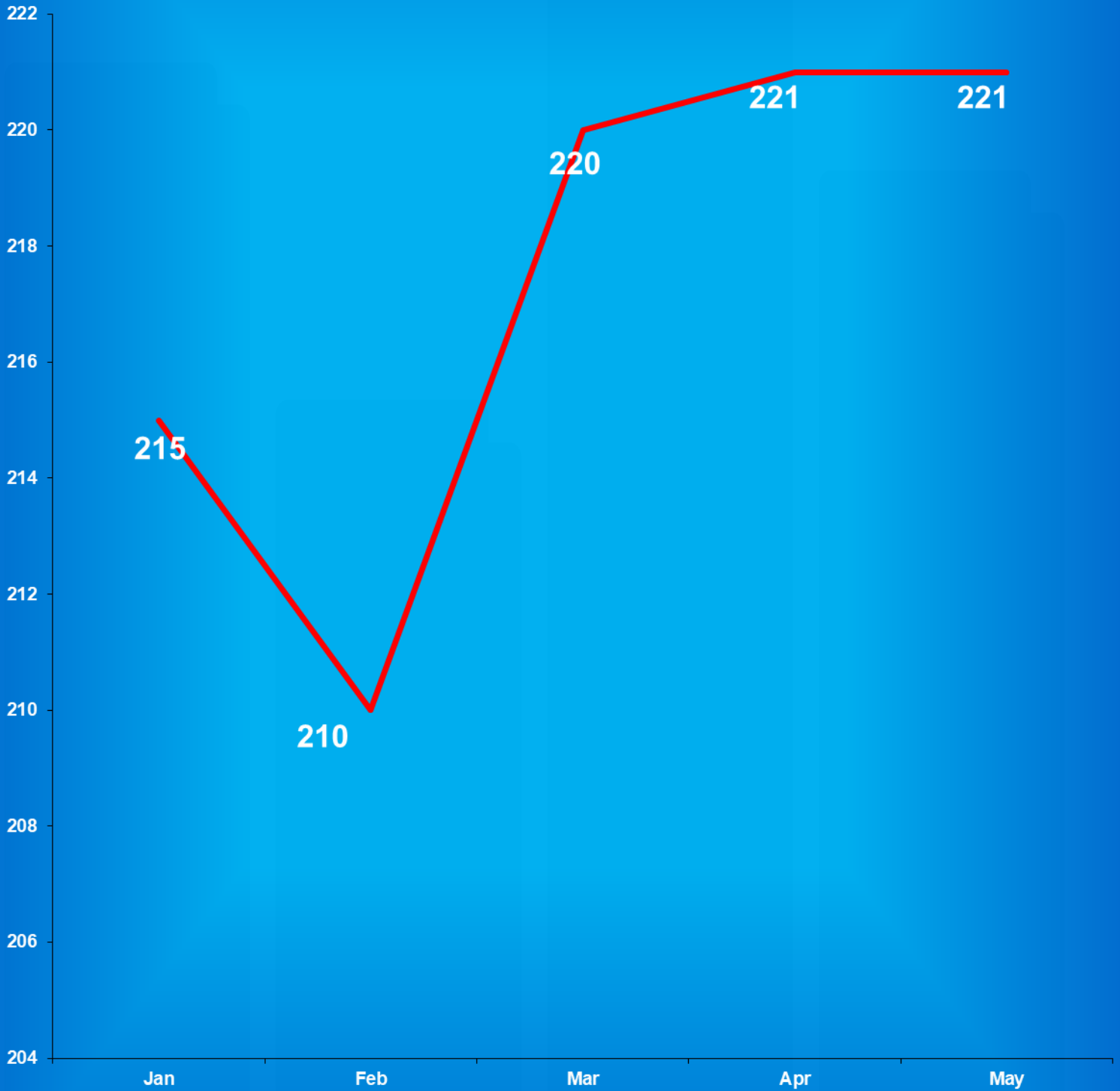
Source: SAS - mnthadm4.pgm

Indiana Department of Correction

Graph H

Average Daily Juvenile Male Offender Populations

Calendar Year 2021



Indiana Department of Correction
Table 20
Juvenile Parole Caseload on June 01, 2021

<u>Juvenile Reintegration Districts</u>	Indiana Parolees		Other Jurisdiction		<u>Total</u>
	<u>Juvenile Male</u>	<u>Juvenile Female</u>	<u>Juvenile Male</u>	<u>Juvenile Female</u>	
<i>Interstate Compact (RD0)*</i>	1	0	0	1	2
			<u>District Supervision Breakdown</u> <u>as follows:</u>		
Juv Reintegration District 2	10	1	0	0	11
Juv Reintegration District 3	2	0	6	0	8
Juv Reintegration District 4	5	0	0	0	5
Juv Reintegration District 5	0	1	0	0	1
Juv Reintegration District 6	2	1	2	0	5
Juv Reintegration District 8	8	1	2	1	12
Total	28	4	10	1	43

Total Juvenile Parole Population on the First Day of Each Month

<u>Calendar Year 2021</u>	Indiana Parolees		Other Jurisdiction		<u>Total</u>
	<u>Juvenile Male</u>	<u>Juvenile Female</u>	<u>Juvenile Male</u>	<u>Juvenile Female</u>	
January	24	0	11	0	35
February	21	2	9	0	32
March	24	2	7	0	33
April	30	3	9	0	42
May	29	1	8	0	38
June	28	4	10	1	43

** Includes Indiana parolees who are serving their parole in another state, as well as offenders from other States being supervised in Indiana (Interstate Compact)*

Sources:
Parole Division
SAS - juvparl2.pgm

**Indiana Department of Correction
Indiana Government Center South, Room E334
302 W. Washington Street
Indianapolis, IN 46204**

**Prepared by:
Christophehr Yirenkyi, Data Analyst
(317) 233-4765
cyirenkyi@idoc.IN.gov**

This report and previous reports may be found at:

<http://www.in.gov/idoc/2376.htm>



CHANGING LIVES



The Indiana Department of Correction advances public safety and successful re-entry through dynamic supervision, programming, and partnerships.