


Indiana Department of Correction

Division of Data Science and Analytics



Offender Population Statistical Report

- NOVEMBER 2021 -

Rob Carter, Commissioner

**Indiana Department of Correction
Indiana Government Center South, Room E334
302 W. Washington Street
Indianapolis, IN 46204**

**Prepared by:
Scott Haskett, Data Analyst
(317) 233-3432
CHaskett2@idoc.in.gov**

This report and previous reports may be found at:

<http://www.in.gov/idoc/2376.htm>



Definitions

For this report, the following definitions apply:

Admission – The means by which an offender enters the custody or jurisdiction of the Indiana Department of Correction. For this report, except for the return of an escapee, this does not include a return from a temporary absence.

Average Daily Population – The sum of the daily beginning counts for a month, divided by that month's number of daily beginning counts.

Beginning Count – The number of offenders physically present at the beginning of the day (ie, 0000:01 hours).

Class A Felony – An offense whereby a person convicted of this felony shall be imprisoned for a fixed term of thirty years, with not more than twenty years added for aggravating circumstances, or not more than ten years subtracted for mitigating circumstances.

Class B Felony – An offense whereby a person convicted of this felony shall be imprisoned for a fixed term of ten years, with not more than ten years added for aggravating circumstances, or not more than four years subtracted for mitigating circumstances.

Class C Felony – An offense whereby a person convicted of this felony shall be imprisoned for a fixed term of four years, with not more than four years added for aggravating circumstances, or not more than two years subtracted for mitigating circumstances.

Class D Felony – An offense whereby a person convicted of this felony shall be imprisoned for a fixed term of one and one-half years, with not more than one and one-half years added for aggravating circumstances, or not more than one year subtracted for mitigating circumstances.

Class 1 Felony – An offense whereby a person convicted of this felony shall be imprisoned with a sentence range of 20-40 years, with not more than twenty years added as a habitual offender enhancement.

Class 2 Felony – An offense whereby a person convicted of this felony shall be imprisoned with a sentence range of 10-30 years, with not more than twenty years added as a habitual offender enhancement.

Class 3 Felony – An offense whereby a person convicted of this felony shall be imprisoned with a sentence range of 3-16 years, with not more than twenty years added as a habitual offender enhancement.

Class 4 Felony – An offense whereby a person convicted of this felony shall be imprisoned with a sentence range of 2-12 years, with not more than twenty years added as a habitual offender enhancement.

Class 5 Felony – An offense whereby a person convicted of this felony shall be imprisoned with a sentence range of 1-6 years, with not more than six years added as a habitual offender enhancement.

Class 6 Felony – An offense whereby a person convicted of this felony shall be imprisoned with a sentence range of 0.5-2.5 years, with not more than six years added as a habitual offender enhancement.

Contracted Beds - Those offenders who have been committed to the Indiana Department of Correction but are housed in a local work release facility under contract of a 3rd party provider.

County Jail "Back-ups" (Jail Bed Count) – Those offenders who have been committed to the Indiana Department of Correction but are housed in a county jail until they can be transferred to a Department of Correction intake facility. The county receives \$35.00 per day, per offender, to house these offenders.

Ending Count – The number of offenders physically present at the end of the day (i.e., 2400:00 hours).

Felon – A person convicted in any jurisdiction who might have been imprisoned for more than one year.

Murder - An offense whereby a person convicted of this felony shall be imprisoned for a fixed term of fifty-five years, with not more than ten years added for aggravating circumstances, or not more than ten years subtracted for mitigating circumstances.

Definitions Continued

Operational Capacity – The total bed capacity of the facility. The capacity of a facility is the number of beds authorized for safe and efficient operation of the facility.

Pre-Dispositional – An individual ordered by the Court to the Indiana Department of Correction for evaluation prior to sentencing.

Release – The means by which an offender leaves the custody or jurisdiction of the Indiana Department of Correction. For this report, except for an escape, this does not include a temporary absence.

Safekeeper – An individual whom the Court has determined to be in imminent danger of serious bodily injury or death, or who represents a substantial threat to the safety of others, and whom the Court has ordered to the Indiana Department of Correction for custody and security control.

Maximum Level Facilities – Maximum security facilities have very restrictive security measures and housing is celled space.

Medium Level Facilities – Medium security facilities have moderate degree of security measures and housing consists of dormitories and celled space.

Minimum Level Facilities – Minimum Security Facilities have the least restrictive security measures and housing is dormitory style. Also included as minimum security are work release program offenders who leave the facility for outside employment but return nightly.

Intake Facilities – Intake facilities are designated to receive newly committed adult offenders. During the intake process each offender is evaluated through interviews, reports and diagnostic tests. This evaluation forms the basis of the offenders' facility and program assignment.

Secure Housing Units – Denotes maximum control with the most restrictive security measures in place.

Vacancy – The number of beds available for assignment.

Juvenile Diagnostic/Walkthrough – A Juvenile court can order a youth to the Department of Correction to be temporarily committed for not more than 14 days (excluding Saturdays, Sundays, and Legal holidays) for the purpose of an evaluation. The youth must be adjudicated delinquent, and the order must be prior to disposition. The department will send a report to the court of the written findings.

Indiana Department of Correction Population Summary

- There were 21,653 adult male offenders (including 712 county jail “back-ups” and 55 in contracted beds) on December 01, 2021. This population is 9% below operational bed capacity for general population.
- There were 2,165 adult female offenders (including 71 county jail “back-ups” and 40 in contracted beds) on December 01, 2021. This population is 20% below the operational bed capacity.
- There were 239 juvenile male offenders in the Department’s facilities on December 01, 2021. This population is 56% below the operational bed capacity.
- There were 36 juvenile female offenders in the Department’s facilities on December 01, 2021. This population is 40% below the operational bed capacity.
- There were 5,492 adult males on parole in Indiana (4,966 Indiana parolees and 526 other jurisdiction parolees) on December 01, 2021.
- There were 572 adult females on parole in Indiana (512 Indiana parolees and 60 other jurisdiction parolees) on December 01, 2021.
- There were 604 adults admitted to IDOC (518 males and 86 females) and 781 adults released from IDOC (699 males and 82 females) in November 2021.
- There were 25 juveniles admitted to IDOC (22 males and 3 females) and 28 juveniles released from IDOC (23 males and 5 female) in November 2021.

**Indiana Department of Correction
Human Resource Report**

November 30, 2021

ADULT FACILITIES

Facility	Total Staff*	Custody Staff	Non-Custody	Vacancies	Hires - Rehires	Retired - Terminated	Inter-Agency		Contract/Vendor		
							In	Out	Aramark	Health	Education
Branchville Correctional Facility	249	173	76	25	15	6	1	0	7	29	3
Chain O'Lakes Correctional Facility	30	22	8	3	3	1	0	0	4	3	0
Correctional Industrial Facility	256	189	67	111	3	4	0	0	14	22	2
Edinburgh Correctional Facility	68	53	15	4	1	1	0	0	5	5	1
Indiana State Prison/Lakeside	403	315	88	167	13	21	1	0	12	38	2
Indiana Women's Prison	164	112	52	29	1	10	0	0	8	21	3
Madison Correctional Facility	177	128	49	38	3	4	3	2	8	26	2
Miami Correctional Facility	365	264	101	219	17	21	0	0	21	40	6
New Castle Correctional Facility**	235	174	61	182	0	1	0	0	24	57	7
Pendleton Correctional Facility	355	234	121	170	10	10	2	0	15	46	2
Plainfield Correctional Facility	315	229	86	80	15	12	0	0	22	34	3
Putnamville Correctional Facility	377	266	111	147	7	11	1	0	18	36	6
Reception-Diagnostic Center	205	158	47	42	2	11	0	0	0	32	0
Rockville Correctional Facility	227	164	63	39	2	5	0	0	13	39	3
South Bend Comm. Re-Entry Center	36	23	13	6	1	2	0	0	5	2	0
Heritage Trail DOC Staff	21	0	21	4	0	0	0	0	0	11	2
Heritage Trail GEO Staff**	51	28	23	29	0	0	0	0	0	11	0
Wabash Valley Correctional Facility	579	457	122	67	25	12	0	0	23	56	3
Westville Correctional Facility	632	485	147	138	31	28	3	1	24	58	5
Total	4,745	3,474	1,271	1,500	149	160	11	3	223	566	50

JUVENILE FACILITIES

Facility	Total Staff*	Custody Staff	Non-Custody	Vacancies	Hires - Rehires	Retired - Terminated	Inter-Agency		Contract/Vendor		
							In	Out	Aramark	Health	Education
Camp Summit	54	40	14	10	0	3	1	1	4	6	7
Logansport Intake/North Central	152	98	54	35	3	4	0	0	8	13	12
Pendleton Juvenile Correctional	221	147	74	72	8	5	1	1	7	16	22
Total	427	285	142	117	11	12	2	2	19	35	41

ADMINISTRATIVE

Central Office***	Total	557	189	368	82	1	2	4	3	0	34	2
-------------------	--------------	------------	------------	------------	-----------	----------	----------	----------	----------	----------	-----------	----------

TOTALS

STATE EMPLOYEE TOTAL	5,443	3,746	1,697	1,488	161	173	17	8	0	0	0
CONTRACT EMPLOYEE TOTAL	1,255	202	1,053	211	0	1	0	0	242	635	93
GRAND TOTAL	6,698	3,948	2,750	1,699	161	174	17	8	242	635	93

* Total Active Staff does not include those on disability, suspension, or leave with pay.

** New Castle Correctional Facility and Heritage Trail are privately contracted institutions. Their hire/rehire and termination/reitre data is not provided to DOC.

*** Includes Technology Services Division, PEN Products, Staff Development and Training, and the Parole Division (counted as Custody Staff)

Note: Total staff, custody staff, non-custody staff, and vacancy data are as of the end of the month.

Hires and re-hires, retirements and terminations, intra-agency transfer in and transfer out are the total number of actions for the month.

Source: DOC Human Resource



Offender Statistics



Indiana Department of Correction
Table 1
Offender Population & Vacancy Numbers, by Facility Security Level
December 1, 2021

Minimum Security - Adult MALE						
--------------------------------------	--	--	--	--	--	--

	November Ending Count	General Population Vacancies	Programs & Treatment Vacancies	Restricted Housing & Infirmery Vacancies	Down Beds	Held Beds
Chain O'Lakes	89	12	0	0	0	1
Edinburgh	237	106	0	0	0	1
Miami - MCA	114	90	0	0	0	0
New Castle - NCA	139	65	0	0	0	0
Pendleton - IRO	0	220	0	0	0	0
Westville - WCA	354	6	16	0	2	1
Wabash Valley - WVA	144	54	0	0	0	0
Total	1,077	553	16	0	2	3

Re-Entry & Work Release - Adult MALE						
---	--	--	--	--	--	--

Bartholomew Co. Re-Entry	1	19	0	0	0	0
Chain O'Lakes Re-Entry	31	7	0	0	0	0
Lake Co. Re-Entry/M	2	8	0	0	0	0
South Bend Re-Entry	154	46	0	0	0	1
VOA/Hope Hall Re-Entry	19	21	0	0	0	0
Starke Co. PI - TC	33	0	15	0	0	0
Total	240	101	15	0	0	1

Medium Security - Adult MALE						
-------------------------------------	--	--	--	--	--	--

	November Ending Count	General Population Vacancies	Programs & Treatment Vacancies	Restricted Housing & Infirmery Vacancies	Down Beds	Held Beds
Branchville	1,146	266	118	3	0	0
Correctional Industrial	1,258	137	5	6	81	8
Indiana State Prison ISO	207	176	0	0	0	2
Plainfield	1,366	130	10	7	81	3
Putnamville	1,865	254	54	21	323	2
Heritage Trail	768	114	0	0	28	6
Westville	2,547	131	34	42	140	19
New Castle	2,275	32	81	15	8	20
Total	11,432	1,240	302	94	661	60

Table 1 (Cont.)

Maximum Security - Adult MALE						
--------------------------------------	--	--	--	--	--	--

	November Ending Count	General Population Vacancies	Programs & Treatment Vacancies	Restricted Housing & Infirmery Vacancies	Down Beds	Held Beds
Miami	1,626	132	5	0	1,220	1
Indiana State Prison	1,903	89	43	14	8	20
Pendleton	1,302	16	6	27	106	17
Pendleton Treatment Unit	166	0	84	0	8	2
ISR Secure Housing Unit	64	0	0	0	2	3
New Castle Annex	415	32	0	35	3	1
New Castle Mental Health	108	0	19	0	1	0
WCU Secure Housing Unit	129	0	0	7	1	1
Wabash Valley	1,676	29	39	20	29	9
WVS Secure Housing Unit	207	0	0	4	3	2
Reception Diag. Center	596	81	0	0	18	0
Total	8,192	379	196	107	1,399	56

Minumum Security & Re-Entry - Adult FEMALE						
---	--	--	--	--	--	--

	November Ending Count	General Population Vacancies	Programs & Treatment Vacancies	Restricted Housing & Infirmery Vacancies	Down Beds	Held Beds
Madison	469	378	0	0	0	1
Jefferson Co. Re-Entry	35	47	0	0	0	0
Crane House	40	5	0	0	0	0
Total	544	430	0	0	0	1

Medium Security - Adult FEMALE						
---------------------------------------	--	--	--	--	--	--

Rockville	925	39	78	8	155	1
Total	925	39	78	8	155	1

Maximum Security - Adult FEMALE						
--	--	--	--	--	--	--

Women's Prison	509	120	89	3	0	6
Rockville Intake	116	96	0	0	0	0
Total	625	216	89	3	0	6

JAIL BED COUNT						
-----------------------	--	--	--	--	--	--

Adult Male	712	N/A	N/A	N/A	N/A	N/A
Adult Female	<u>71</u>	<u>N/A</u>	<u>N/A</u>	<u>N/A</u>	<u>N/A</u>	<u>N/A</u>
Total	783					

Table 1 (Cont.)

JUVENILE OFFENDERS

Juvenile Male

	November Ending Count	General Population Vacancies	Programs & Treatment Vacancies	Restricted Housing & Infirmery Vacancies	Down Beds	Held Beds
North Central Juvenile Correctional Facility	113	61	0	0	0	0
Pendleton Juvenile Correctional Facility	126	245	0	11	0	9
Total	239	306	0	11	0	9

Juvenile Female

LaPorte Juvenile Correctional Facility	36	24	0	2	0	0
--	----	----	---	---	---	---

TOTALS

	November Ending Count	General Population Vacancies	Programs & Treatment Vacancies	Restricted Housing & Infirmery Vacancies	Down Beds	Held Beds
GRAND TOTAL FOR ALL ADULT MALES (Includes Jail Bed Count and Contracted Beds)	21,653	2,273	529	201	2,062	120
TOTAL FOR ADULT MALES IDOC FACILITIES ONLY	20,886	2,225	514	201	2,062	120
GRAND TOTAL FOR ALL ADULT FEMALES (Includes Jail Bed Count and Contracted Beds)	2,165	685	167	11	155	8
TOTAL FOR ADULT FEMALES IDOC FACILITIES ONLY	2,054	633	167	11	155	8
TOTAL FOR JUVENILE MALES	239	306	0	11	0	9
TOTAL FOR JUVENILE FEMALES	36	24	0	2	0	0
GRAND TOTAL FOR THE DEPARTMENT (Includes Jail Bed Count and Contracted Beds)	24,093	3,288	696	225	2,217	137
GRAND TOTAL FOR THE DEPARTMENT (Excludes Jail Bed Count and Contracted Beds)	23,215	3,188	681	225	2,217	137

Sources: Planning Division Facility Body Count Report
 Planning Division Juvenile Daily Count Report
 OIS - Jail Bed Count
 Operational Support Services - Vacancy Report

Indiana Department of Correction
Table 2
Operational Capacity Compared to Population, by Facility
December 1, 2021

Minimum Security - Adult MALE					
	October Operational Capacity	November Operational Capacity	November Adjusted Operational Capacity*	November Ending Count	Percent +/- Capacity
Chain O'Lakes	102	102	101	89	-12%
Edinburgh	344	344	343	237	-31%
Miami - MCA	204	204	204	114	-44%
New Castle - NCA	204	204	204	139	-32%
Pendleton - IRO	220	220	220	0	-100%
Westville - WCA	379	379	360	354	-2%
Wabash Valley - WVA	<u>198</u>	<u>198</u>	<u>198</u>	144	<u>-27%</u>
Total	1,651	1,651	1,630	1,077	-34%

Re-Entry & Work Release - Adult MALE					
Bartholomew Co. Re-Entry	20	20	40	1	-98%
Chain O'Lakes Re-Entry	38	38	38	31	-18%
Lake Co. Re-Entry/M	10	10	10	2	-80%
South Bend Re-Entry	201	201	200	154	-23%
VOA/Hope Hall Re-Entry	40	40	40	19	-53%
Starke Co. PI - TC	<u>48</u>	<u>48</u>	33	33	0
Total	357	357	361	240	-34%

Medium Security - Adult MALE					
Branchville	1,533	1,533	1,412	1,146	-19%
Correctional Industrial	1,495	1,495	1,395	1,258	-10%
Indiana State Prison ISO	385	385	383	207	-46%
Plainfield	1,597	1,597	1,496	1,366	-9%
Putnamville	2,519	2,519	2,119	1,865	-12%
Heritage Trail	916	916	882	768	-13%
Westville	2,913	2,913	2,678	2,547	-5%
New Castle	2,431	2,431	2,307	2,275	-1%
Total	13,789	13,789	12,672	11,432	-10%

Table 2 (Cont.)

Maximum Security - Adult MALE					
	October Operational Capacity	November Operational Capacity	November Adjusted Operational Capacity*	November Ending Count	Percent +/- Capacity
Miami	2,984	2,984	1,687	1,626	-4%
Indiana State Prison	2,077	2,077	1,979	1,903	-4%
Pendleton	1,474	1,474	1,318	1,302	-1%
Pendleton Treatment Unit	260	260	166	166	0%
ISR Secure Housing Unit	69	69	64	64	0%
New Castle Annex	486	486	447	415	-7%
New Castle Mental Health	128	128	108	108	0%
WCU Secure Housing Unit	138	138	129	129	0%
Wabash Valley	1,802	1,802	1,705	1,676	-2%
WVS Secure Housing Unit	216	216	207	207	0%
Reception Diag. Center	<u>695</u>	<u>695</u>	<u>596</u>	596	<u>0%</u>
Total	10,329	10,329	8,406	8,192	-3%

Minumum Security & Re-Entry - Adult FEMALE					
Madison	848	848	847	469	-45%
Jefferson Co. Re-Entry	82	82	82	35	-57%
Crane House	45	45	45	40	-11%
Total	975	975	974	544	-44%

Medium Security - Adult FEMALE					
Rockville	<u>1,206</u>	<u>1,206</u>	<u>964</u>	<u>925</u>	-4%
Total	1,206	1,206	964	925	-4%

Maximum Security - Adult FEMALE					
Women's Prison	727	727	595	509	-14%
Rockville Intake	<u>212</u>	<u>212</u>	<u>116</u>	116	<u>0%</u>
Total	939	939	711	625	-12%

JAIL BED COUNT**					
Adult Male	634	712	712	712	0%
Adult Female	59	<u>71</u>	<u>71</u>	<u>71</u>	<u>0%</u>
Total	693	783	783	783	0%

JUVENILE OFFENDERS					
	Juvenile Male				
North Central Juvenile Correctional Facility	174	174	174	113	-35%
Pendleton Juvenile Correctional Facility	<u>391</u>	<u>391</u>	<u>371</u>	<u>126</u>	<u>-66%</u>
Total	565	565	545	239	-56%

Table 2 (Cont.)

Juvenile Female

	October Operational Capacity	November Operational Capacity	November Adjusted Operational Capacity*	November Ending Count	Percent +/- Capacity
LaPorte Juvenile Correctional Facility	62	62	60	36	-40%

TOTALS					
	October Operational Capacity	November Operational Capacity	November Adjusted Operational Capacity*	November Ending Count	Percent +/- Capacity
GRAND TOTAL FOR ALL ADULT MALES (Includes Jail Bed Count and Contracted Beds)	26,760	26,838	23,781	21,653	-9%
TOTAL FOR ADULT MALES IDOC FACILITIES ONLY	26,008	26,008	22,946	20,886	-9%
GRAND TOTAL FOR ALL ADULT FEMALES (Includes Jail Bed Count and Contracted Beds)	3,179	3,191	2,720	2,165	-20%
TOTAL FOR ADULT FEMALES IDOC FACILITIES ONLY	3,075	3,075	2,604	2,054	-21%
TOTAL FOR JUVENILE MALES	565	565	545	239	-56%
TOTAL FOR JUVENILE FEMALES	62	62	60	36	-40%
GRAND TOTAL FOR THE DEPARTMENT (Includes Jail Bed Count** and Contracted Beds)	30,566	30,656	27,106	24,093	-11%
GRAND TOTAL FOR THE DEPARTMENT (Excludes Jail Bed Count and Contracted Beds)	29,710	29,710	26,155	23,215	-11%

*Adjusted Operational Capacity includes Intake Beds and excludes Down, Held, and Segregation/Infirmary, and Program/Treatment Hold Beds.

**Jail Bed Counts - IDOC offender Jail Bed holding is demand-based, therefore Jail Bed Percent Capacity is always 0%. Jail Bed Operational Capacity is determined by each county's availability and fluctuates from month to month.

Sources: Planning Division Facility Body Count Report
 Planning Division Juvenile Daily Count Report
 OIS - Jail Bed Count
 Operational Support Services - Vacancy Report

Indiana Department of Correction
Table 3
Facility Population on the First Day of Each Month
(Excludes County Jail "Back-ups" & Contracted Beds)

<u>2020</u>	<u>Adult Male</u>	<u>Adult Female</u>	<u>Juvenile Male</u>	<u>Juvenile Female</u>	<u>Total</u>
January	24,294	2,569	325	25	27,213
February	24,238	2,544	342	21	27,145
March	24,253	2,540	349	23	27,165
April	24,294	2,553	350	24	27,221
May	23,844	2,502	348	27	26,721
June	23,328	2,472	347	29	26,176
July	22,895	2,412	309	26	25,642
August	22,560	2,341	294	28	25,223
September	22,174	2,282	272	26	24,754
October	22,009	2,231	266	28	24,534
November	21,809	2,264	231	32	24,336
December	21,685	2,221	230	36	24,172
<u>2021</u>	<u>Adult Male</u>	<u>Adult Female</u>	<u>Juvenile Male</u>	<u>Juvenile Female</u>	<u>Total</u>
January	21,465	2,161	223	36	23,885
February	21,448	2,197	207	37	23,889
March	21,442	2,176	208	36	23,862
April	21,472	2,179	223	34	23,908
May	21,310	2,127	222	30	23,689
June	21,278	2,123	230	32	23,663
July	21,234	2,120	228	33	23,615
August	21,234	2,094	235	32	23,595
September	21,166	2,105	226	36	23,533
October	21,159	2,079	243	38	23,519
November	21,096	2,050	234	38	23,418
December	20,886	2,054	239	36	23,215

Source: Research Division Juvenile Daily Count Report

Indiana Department of Correction
Table 4
Parole Caseload on December 6th, 2021

<u>Parole District</u>	Indiana Parolees		Other Jurisdiction		<u>Total</u>
	<u>Adult Male</u>	<u>Adult Female</u>	<u>Adult Male</u>	<u>Adult Female</u>	
<i>Interstate Compact (PD0)*</i>	266	15	526	60	867
	<i>District Supervision Breakdown as follows:</i>				
Re-Entry Parole (PD1)	299	35	34	2	370
Fort Wayne (PD2)	631	67	47	4	749
Indianapolis (PD3)	1017	73	96	12	1,198
Evansville (P4A)	450	42	41	6	539
Terre Haute (P4B)	397	42	28	7	474
Bloomington (PD5)	312	39	35	4	390
Gary (PD6)	357	22	92	7	478
New Castle (PD7)	597	103	43	9	752
South Bend (PD8)	634	54	64	5	757
Madison (PD9)	272	35	46	4	357
Total	5,232	527	526	60	6,345

Total Parole Population on the First Day of Each Month

<u>Calendar Year 2021</u>	Indiana Parolees		Other Jurisdiction		<u>Total</u>
	<u>Adult Male</u>	<u>Adult Female</u>	<u>Adult Male</u>	<u>Adult Female</u>	
January	5,531	617	491	63	6,702
February	5,542	603	500	65	6,710
March	5,475	593	502	63	6,633
April	5,422	583	514	65	6,584
May	5,377	580	532	68	6,557
June	5,329	567	562	63	6,521
July	5,264	550	580	66	6,460
August	5,271	540	580	68	6,459
September	5,259	535	579	67	6,440
October	5,187	522	533	63	6,305
November	5,232	527	526	60	6,345

* Includes Indiana parolees who are serving their parole in another state, as well as offenders from other States being supervised in Indiana (Interstate Compact)

Sources: Juvenile Services
Parole Division



Adult Offender Statistics



Indiana Department of Correction
Table 5
Monthly Admissions and Releases- Adult Offenders
(Includes County Jail "Back-ups" & Contracted Beds)
November 2021

Admissions	Male	Female	Total
New Commitments	276	48	324
Parole Violators - New Commits	11	3	14
Parole Violators - Technical	59	1	60
Unsentenced (Safekeepers)	1	0	1
Return from Esc - Sec/NonSec Facility	0	0	0
Return from Escape - Non-Secure Facility	0	0	0
Return from Escape - CTP Absconds	0	0	0
Court Supervision Violators - New Commits	71	7	78
Court Supervision Violators - Technical	94	26	120
Return from CTP - New Commits	0	0	0
Return from CTP - Technical	6	1	7
Unknown (Missing Data)	0	0	0
Total Admissions	518	86	604

Releases	Male	Female	Total
Parole	316	33	349
Probation	236	21	257
Escape Secure Facility	0	0	0
Walk-Away - Non-Secure Facility	0	0	0
Discharged	67	13	80
Unsentenced Discharged	0	0	0
Other (i.e. Death)	11	0	11
Community Transition Program (CTP)	69	15	84
CTP Absconds	0	0	0
Unknown (Missing Data)	0	0	0
Total Releases	699	82	781

Of the 276 new commitments of male felons, 125 (45.3%) had a prior commitment.

Of the 48 new commitments of female felons, 19 (39.6%) had a prior commitment.

Effective July 1, 1998, misdemeanants are to be committed to DOC only under special circumstances (IC 11-12-6)

Sources: SAS-prsadm8.pgm, SAS - prisrel8.pgm

**Indiana Department of Correction
Table 6
New Admissions by County of Commitment - Adult Offenders**

November 2021

Felony Level													Felony Level														
County	Murder	FA	FB	FC	FD	F1	F2	F3	F4	F5	F6	Other*	Total	County	Murder	FA	FB	FC	FD	F1	F2	F3	F4	F5	F6	Other*	Total
Adams	0	0	0	0	0	0	0	1	2	0	0	0	3	Madison	0	0	0	0	0	0	2	3	4	7	5	1	22
Allen	1	0	1	0	0	0	1	3	6	22	5	0	39	Marion	0	0	1	0	0	4	12	19	21	39	0	0	96
Bartholomew	0	0	0	0	0	1	1	2	1	3	0	0	8	Marshall	0	0	0	0	0	0	1	1	0	1	0	0	3
Benton	0	0	0	0	0	0	0	0	0	0	0	0	0	Martin	0	0	0	0	0	0	0	0	0	0	0	0	0
Blackford	1	0	0	0	0	0	0	0	1	2	2	0	6	Miami	0	0	0	0	0	0	0	0	0	0	0	0	0
Boone	0	0	0	0	0	0	1	0	1	1	0	0	3	Monroe	0	0	0	0	0	0	0	1	1	2	0	0	4
Brown	0	0	0	0	0	0	1	0	0	0	0	0	1	Montgomery	0	0	0	0	0	0	1	1	0	0	1	0	3
Carroll	0	0	0	0	0	0	0	0	0	1	0	0	1	Morgan	0	0	0	0	0	0	1	0	2	1	0	0	4
Cass	0	0	0	0	0	0	1	0	0	4	0	0	3	Newton	0	0	0	0	0	0	0	0	1	0	0	0	1
Clark	0	0	0	0	0	0	0	0	1	3	0	0	4	Noble	0	0	0	0	0	0	0	2	1	2	0	0	5
Clay	0	0	0	0	0	0	0	0	0	0	0	0	0	Ohio	0	0	0	0	0	0	0	0	2	1	0	0	3
Clinton	0	0	0	0	0	0	0	0	2	2	1	0	5	Orange	0	0	0	0	0	0	0	0	0	0	0	0	0
Crawford	0	0	0	0	0	0	0	0	0	0	0	0	0	Owen	0	0	0	0	0	0	0	1	0	0	0	0	1
Daviess	0	0	0	0	0	0	0	1	0	0	0	0	1	Parke	0	0	0	0	0	0	0	1	1	1	1	0	4
Dearborn	1	0	1	1	1	0	1	1	5	4	2	0	17	Perry	0	0	1	0	0	0	0	0	1	0	0	0	2
Decatur	0	0	0	0	0	0	0	2	1	3	2	0	8	Pike	0	0	0	0	0	0	0	0	0	0	0	0	0
DeKalb	0	0	0	0	0	0	0	0	1	0	2	0	3	Porter	0	0	0	0	0	0	0	0	0	1	0	0	1
Delaware	0	1	0	1	0	1	0	2	1	2	1	0	9	Posey	0	0	0	0	0	0	1	2	3	2	0	0	8
Dubois	0	0	0	0	0	0	0	0	0	2	0	0	2	Pulaski	0	0	0	0	0	0	0	0	0	0	0	0	0
Elkhart	0	2	1	0	0	0	0	1	2	3	3	0	12	Putnam	0	0	0	0	0	0	0	1	0	1	0	0	2
Fayette	0	0	0	0	0	0	0	0	2	3	0	0	5	Randolph	0	0	1	0	0	0	0	0	0	0	0	0	1
Floyd	0	0	0	0	0	0	0	1	2	1	0	0	4	Ripley	0	0	0	0	0	0	0	0	0	3	1	0	4
Fountain	0	0	0	0	0	0	0	0	0	0	0	0	0	Rush	0	0	0	0	0	0	0	0	1	4	1	0	6
Franklin	0	0	0	1	0	0	0	0	0	2	0	0	3	St. Joseph	0	0	0	0	0	0	1	0	1	2	3	0	7
Fulton	0	0	0	0	0	0	0	0	2	0	0	0	2	Scott	0	0	1	0	0	0	0	0	0	2	0	0	3
Gibson	0	0	0	0	0	0	0	1	0	4	0	0	5	Shelby	0	0	0	0	0	0	2	0	3	1	0	0	6
Grant	0	0	0	0	0	0	0	0	0	0	0	0	0	Spencer	0	0	0	0	0	0	0	0	0	0	0	0	0
Greene	0	0	0	0	0	0	0	0	1	2	0	0	3	Starke	0	0	0	0	0	0	1	0	0	0	0	0	1
Hamilton	0	0	0	0	0	0	1	2	1	0	2	0	6	Steuben	0	0	0	0	0	0	1	1	1	0	0	0	3
Hancock	0	0	0	0	0	0	0	1	0	0	0	0	1	Sullivan	0	0	0	0	0	0	1	1	0	0	0	0	2
Harrison	0	0	0	0	0	0	0	0	0	1	0	0	1	Switzerland	0	0	0	0	0	0	0	0	1	1	1	0	3
Hendricks	0	0	0	0	0	0	0	3	1	3	0	0	7	Tippecanoe	0	0	0	0	0	3	2	0	3	8	7	0	23
Henry	0	0	1	0	0	0	0	0	1	0	1	0	3	Tipton	0	0	0	0	0	0	0	0	0	0	0	0	0
Howard	0	0	0	0	0	0	0	2	1	0	0	0	3	Union	0	0	0	0	0	0	1	0	0	0	0	0	1
Huntington	0	0	0	0	0	0	0	1	1	4	0	0	6	Vanderburgh	0	0	0	0	0	1	1	0	3	15	1	0	21
Jackson	0	0	0	0	0	0	0	1	1	2	0	0	4	Vermillion	0	0	1	0	0	0	0	0	1	0	0	0	2
Jasper	0	0	0	0	0	0	0	0	0	1	0	0	1	Vigo	0	0	0	0	0	1	0	2	2	5	0	0	10
Jay	0	0	0	0	0	0	0	3	0	3	0	0	6	Wabash	0	0	1	0	0	0	0	2	0	3	1	0	7
Jefferson	0	0	0	0	0	1	0	2	5	1	0	0	9	Warren	0	0	0	0	0	0	0	0	0	0	1	0	1
Jennings	0	0	0	0	0	0	0	0	1	0	0	0	1	Warrick	0	0	1	0	0	0	0	1	2	0	0	0	4
Johnson	0	0	0	0	0	0	0	2	0	4	3	0	9	Washington	0	0	0	0	0	0	1	1	0	5	2	0	9
Knox	0	0	0	0	0	1	0	1	2	0	0	0	4	Wayne	0	0	0	0	0	0	0	2	2	4	1	0	9
Kosciusko	0	0	0	0	0	0	0	2	1	0	0	0	3	Wells	0	0	0	0	0	0	0	0	1	0	2	0	3
LaGrange	0	0	0	0	0	0	0	1	0	0	0	0	1	White	0	0	0	0	0	0	0	1	0	0	0	0	1
Lake	0	0	0	0	0	0	3	1	2	3	0	0	9	Whitley	0	0	0	0	0	1	0	0	0	1	1	0	3
LaPorte	0	0	0	0	0	0	0	0	0	1	0	0	1	Unknown	0	0	0	0	0	0	0	0	0	0	0	0	0
Lawrence	0	0	0	0	0	0	1	0	1	0	7	0	9	Totals	3	3	11	3	1	14	40	80	107	199	60	1	522

Data based on Most Serious Offense and includes only New- and Reccommitments.
Parole violators are not included.
*"Other" may include missing, habitual offense, contempt of court, or misdemeanor.
***"Unknown" represents offenders who were sentenced to DOC, but County of Commitment data was unavailable.
Source: Prsadm7.pgm

Indiana Department of Correction

Table 7

Release Type by County of Commitment - Adult Offenders

November 2021

County	Release Type				Total	County	Release Type				Total
	Parole	Probation	Discharged	CTP			Parole	Probation	Discharged	CTP	
Adams	1	7	0	0	8	Madison	16	18	2	6	42
Allen	21	15	2	17	55	Marion	79	53	27	7	166
Bartholomew	2	3	1	3	9	Marshall	6	8	1	2	17
Benton	0	0	0	0	0	Martin	0	1	0	0	1
Blackford	0	0	1	0	1	Miami	1	0	0	0	1
Boone	3	0	0	0	3	Monroe	2	4	1	0	7
Brown	2	0	0	1	3	Montgomery	5	1	0	1	7
Carroll	0	0	0	0	0	Morgan	3	3	0	0	6
Cass	5	0	0	3	8	Newton	2	1	0	0	3
Clark	2	5	1	0	8	Noble	1	3	1	0	5
Clay	1	1	0	0	2	Ohio	0	1	1	0	2
Clinton	3	1	0	0	4	Orange	5	2	0	1	8
Crawford	0	0	0	0	0	Owen	4	0	0	0	4
Daviess	3	0	0	0	3	Parke	0	0	2	0	2
Dearborn	4	5	1	0	10	Perry	1	1	0	0	2
Decatur	4	0	1	0	5	Pike	4	1	0	1	6
DeKalb	3	3	0	1	7	Porter	1	3	2	0	6
Delaware	6	0	0	2	8	Posey	1	2	1	0	4
Dubois	1	1	0	0	2	Pulaski	0	0	0	1	1
Elkhart	10	15	3	1	29	Putnam	0	0	1	0	1
Fayette	2	1	0	2	5	Randolph	1	0	0	0	1
Floyd	2	3	0	2	7	Ripley	2	0	2	0	4
Fountain	0	0	0	0	0	Rush	1	1	0	0	2
Franklin	2	0	1	0	3	St. Joseph	9	5	1	1	16
Fulton	0	1	0	0	1	Scott	4	3	1	0	8
Gibson	2	1	1	0	4	Shelby	3	2	2	1	8
Grant	2	4	2	1	9	Spencer	1	0	0	0	1
Greene	1	1	1	0	3	Starke	0	1	0	1	2
Hamilton	3	5	0	1	9	Steuben	3	0	0	1	4
Hancock	0	3	0	0	3	Sullivan	0	1	0	0	1
Harrison	5	0	0	0	5	Switzerland	0	2	0	0	2
Hendricks	2	3	0	0	5	Tippecanoe	7	8	0	2	17
Henry	4	1	0	0	5	Tipton	0	0	0	0	0
Howard	2	2	2	4	10	Union	0	0	0	0	0
Huntington	5	4	0	0	9	Vanderburgh	19	2	4	7	32
Jackson	3	1	3	1	8	Vermillion	1	0	0	0	1
Jasper	3	0	1	0	4	Vigo	3	3	2	1	9
Jay	4	2	0	2	8	Wabash	1	6	1	0	8
Jefferson	4	4	0	2	10	Warren	1	2	0	0	3
Jennings	1	1	1	0	3	Warrick	3	0	0	0	3
Johnson	6	2	1	0	9	Washington	3	1	1	0	5
Knox	0	1	1	1	3	Wayne	9	1	2	2	14
Kosciusko	0	3	0	0	3	Wells	4	2	0	0	6
LaGrange	1	0	0	0	1	White	1	1	0	1	3
Lake	8	4	0	2	14	Whitley	0	3	0	0	3
LaPorte	6	8	0	0	14	Unknown	0	0	0	0	0
Lawrence	3	0	1	2	6	Totals	349	257	80	84	770

This data excludes Temporary Moves, Safekeepers, Predispositions, Escapes, Deaths, releases from CTP and releases from Out of State Parole.

*"Unknown" represents offenders who were sentenced to DOC, but County of Commitment data was unavailable.

Source: prisrel7.pgm

Indiana Department of Correction
Table 8
The Number of Department of Correction Offenders
Held in County Jails*
December 1, 2021

<u>County</u>	<u>Adult Male</u>	<u>Adult Female</u>	<u>County</u>	<u>Adult Male</u>	<u>Adult Female</u>	<u>County</u>	<u>Adult Male</u>	<u>Adult Female</u>
Adams	1	0	Hendricks	12	1	Pike	0	0
Allen	44	5	Henry**	1	0	Porter	2	1
Bartholomew	13	1	Howard	11	1	Posey	7	1
Benton	0	0	Huntington	10	1	Pulaski**	2	0
Blackford**	4	0	Jackson	8	3	Putnam**	2	0
Boone	4	0	Jasper	1	0	Randolph	3	0
Brown	1	1	Jay	13	3	Ripley	12	1
Carroll	0	0	Jefferson	9	1	Rush	5	0
Cass	9	1	Jennings	3	0	St. Joseph	34	0
Clark	8	2	Johnson	10	1	Scott	7	1
Clay	4	1	Knox**	7	0	Shelby	9	1
Clinton	4	2	Kosciusko	12	0	Spencer**	2	0
Crawford**	0	0	LaGrange	1	0	Starke	5	0
Daviess	1	0	Lake	7	0	Steuben	4	0
Dearborn	13	2	LaPorte	7	1	Sullivan	2	1
Decatur	9	1	Lawrence	9	0	Switzerland	1	1
DeKalb	3	0	Madison	19	3	Tippecanoe	45	4
Delaware	29	2	Marion	54	6	Tipton	1	0
Dubois	4	0	Marshall	5	1	Union	0	0
Elkhart	43	2	Martin	0	0	Vanderburgh	20	4
Fayette	6	1	Miami	1	0	Vermillion	4	0
Floyd	3	1	Monroe	4	0	Vigo	21	0
Fountain	5	0	Montgomery	10	1	Wabash	7	2
Franklin	3	1	Morgan	4	1	Warren	1	0
Fulton	2	0	Newton	0	0	Warrick	5	0
Gibson	7	0	Noble	8	0	Washington	8	3
Grant	0	0	Ohio	2	2	Wayne	16	0
Greene	6	0	Orange**	0	0	Wells**	4	1
Hamilton	15	0	Owen	0	0	White	4	0
Hancock	0	0	Parke	3	0	Whitley	2	0
Harrison**	2	0	Perry	3	1	Total	712	71

* Data is based on known frequencies reported by the counties; some county data may be missing

** County Jail Substance Abuse Programs

Source: Offender Movement

Indiana Department of Correction
Table 9
Community Transition Program
Average Daily Populations

<u>Month</u>	<u>2016</u>	<u>2017</u>	<u>2018</u>	<u>2019</u>	<u>2020</u>	<u>2021</u>
January	518	465	392	382	338	301
February	480	475	402	379	338	304
March	492	475	411	372	317	300
April	518	481	441	376	278	291
May	499	487	443	396	279	270
June	469	481	398	379	241	291
July	491	445	386	393	256	293
August	496	421	395	336	254	275
September	509	400	387	330	262	270
October	478	385	384	324	259	271
November	470	389	366	323	270	261
December	<u>461</u>	<u>372</u>	<u>381</u>	<u>339</u>	<u>275</u>	
YEARLY AVERAGE	490	440	399	361	281	

Source: CTP Database and OIS Warmbody

Indiana Department Of Correction
Table 10
Community Transition Program
November 2021 Release Information (Felony Level A-D)

Total number of offenders eligible to be released =		105
Felony A and B total =	91	
Felony C total =	5	
Felony D total =	1	
Murder =	8	
Total number of offenders transitioned to counties for CTP =		20
By default (lack of response from judge)		
Felony A or B =	0	
Felony C =	1	
Felony D =	1	
By approval by court order from judge		
Felony A or B =	16	
Felony C =	0	
Felony D =	0	
Murder =	2	
Total number of offenders transitioned to counties then returned to DOC due to refusal (court ordered denial upon receipt of offender) =		0
Total number of court ordered denials =		47
Felony A or B =	45	
Felony C =	1	
Felony D =	0	
Murder =	1	
Total number of Felony A or B, or Murder denials by default (no response from judge) =		26
Total number of offenders who became ineligible after eligibility determined but prior to CTP commencement date (reasons include change in Earliest Possible Release Date, change in warrant status, released to probation or to parole, other miscellaneous) =		12
Felony A or B =	7	
Felony C =	3	
Felony D =	0	
Murder =	2	

Indiana Department Of Correction
Table 10
Community Transition Program
November 2021 Release Information (Felony Level A-D)

Total number of offenders eligible to be released =		250
Felony 1 and 2 total =	9	
Felony 3 and 4 total =	110	
Felony 5 and 6 total =	131	
Total number of offenders transitioned to counties for CTP =		65
By default (lack of response from judge)		
Felony 1 and 2 total =	0	
Felony 3 and 4 total =	0	
Felony 5 and 6 total =	22	
By approval by court order from judge		
Felony 1 and 2 total =	3	
Felony 3 and 4 total =	24	
Felony 5 and 6 total =	16	
Total number of offenders transitioned to counties then returned to DOC due to refusal (court ordered denial upon receipt of offender) =		0
Total number of court ordered denials =		116
Felony 1 and 2 total =	4	
Felony 3 and 4 total =	46	
Felony 5 and 6 total =	66	
Total number of Felony 1 or 2 denials by default (no response from judge) =		0
Total number of offenders who became ineligible after eligibility determined but prior to CTP commencement date (reasons include change in Earliest Possible Release Date, change in warrant status, released to probation or to parole, other miscellaneous) =		42
Felony 1 and 2 total =	2	
Felony 3 and 4 total =	13	
Felony 5 and 6 total =	27	

Source: SAS - CTP2 Adms

Indiana Department of Correction
Table 11
Total Number of Felony Offenses
Committed to the Indiana Department of Correction

November 2021

Felony Level	Primary Offense	Secondary Offense	Nov-21		This Calendar Year	
			SEX		SEX	
			F	M	F	M
A Felony	Arson (35-43-1-1)		-	-	-	1
	Burglary (35-43-2-1)		-	1	-	6
	Child Molesting (35-42-4-3)		-	3	3	30
	Dealing Cocaine or Narcotic Drug (35-48-4-1)		-	1	-	17
	Dealing Methamphetamine (35-48-4-1.1)		-	-	-	3
	Dealing Sched I, II, or III Cntrl'd Sub (35-48-4-2)		-	-	2	2
	Neglect of a Dependent/Death (35-46-1-4)		-	-	1	2
	Rape (35-42-4-1)		-	-	-	1
Robbery (35-42-5-1)		-	-	-	2	
A Felony Total			0	5	6	64

Felony Level	Primary Offense	Secondary Offense	Nov-21		This Calendar Year	
			SEX		SEX	
			F	M	F	M
B Felony	Aggravated Battery (35-42-2-1.5)		-	-	-	3
	Arson (35-43-1-1)		-	-	-	1
	Battery (35-42-2-1)		-	-	-	1
	Burglary (35-43-2-1)		-	3	1	45
	Child Molesting (35-42-4-3)		1	-	1	6
	Criminal Confinement (35-42-3-3)		-	-	-	6
	Dealing Cocaine or Narcotic Drug (35-48-4-1)		1	2	1	23
	Dealing Methamphetamine (35-48-4-1.1)		-	4	5	31
	Dealing Sched I, II, or III Cntrl'd Sub (35-48-4-2)		-	-	7	13
	Escape/Failure to Return (35-44-3-5)		-	-	-	1
	Felon in Possession of a Firearm (35-47-4-5)		-	-	-	8
	Possession Methamphetamine (35-48-4-6.1)		-	-	-	1
	Possession of Cocaine or Narcotic Drug (35-48-4-6)		-	-	-	1
	Rape (35-42-4-1)		-	-	-	2
	Robbery (35-42-5-1)		-	3	2	41
	Sexual Misconduct with a Minor (35-42-4-9)		-	1	1	7
Vicarious Sexual Gratification (35-42-4-5)		-	-	-	1	
B Felony Total			2	13	18	191

Felony Level	Primary Offense	Secondary Offense	Nov-21		This Calendar Year	
			SEX		SEX	
			F	M	F	M
C Felony	Battery (35-42-2-1)		-	-	1	4
	Burglary (35-43-2-1)		-	2	1	12
	Child Molesting (35-42-4-3)		-	1	-	11
	Corrupt Business Influence (35-45-6-2)		-	-	2	-
	Criminal Confinement (35-42-3-3)		-	-	-	1
	Failure to Stop Accident/Death (9-26-1-8)		-	-	1	-
	Forgery (35-43-5-2)		-	-	3	5
	Handgun Violation (35-47-2-7)		-	-	-	1
	Intimidation (35-45-2-1)		-	-	-	1
	Neglect of a Dependent (35-46-1-4)		-	-	-	1
	Non-Support of Dependent Child (35-46-1-5)		-	-	1	8
	Obtain Legend Drug by Fraud/Prior Conv (16-42-19-16)		-	-	2	-
	Operating Vehicle Intoxicated/Injury (9-30-5-4)		-	-	-	1
	Operating Vehicle w/Lifetime Suspension (9-30-10-17)		-	2	-	4
	Possession Methamphetamine (35-48-4-6.1)		-	-	-	1
	Possession of Cocaine or Narcotic Drug (35-48-4-6)		-	1	-	3
	Possession of Controlled Substance (35-48-4-7)		-	-	-	1
	Possession of Precursors (35-48-4-14.5)		-	-	1	-
Robbery (35-42-5-1)		-	-	-	6	
Sexual Misconduct with a Minor (35-42-4-9)		-	-	-	3	
C Felony Total			0	6	12	63

Felony Level	Primary Offense	Secondary Offense	Nov-21		This Calendar Year	
			SEX		SEX	
			F	M	F	M
D Felony	Auto Theft, Receiving Stolen Parts (35-43-4-2.5)		-	-	1	3
	Check Fraud (35-43-5-12)		-	-	1	-
	Criminal Recklessness (35-42-2-2)		-	-	-	1
	Driving While Suspended/Oper Veh HTV (9-30-10-16)		-	-	-	3
	Failure to Return to Lawful Detention (35-44-3-5)		-	-	-	2
	Forgery, Counterfeit (35-43-5-2)		-	-	4	-
	Fraud (35-43-5-4)		-	-	-	1
	Intimidation (35-45-2-1)		-	1	-	3
	Maintaining a Common Nuisance (35-48-4-13)		-	-	1	2
	Non-Support of a Child (35-46-1-5)		-	-	2	3
	Operating Vehicle Intox-Prior (9-30-5-3)		-	-	-	1
	Poss. of Marijuana, Hash Oil, or Hashish (35-48-4-11)		-	-	-	1
	Possession - Syringe/Needle (16-42-19-18)		-	-	-	1
	Possession of Cocaine or Narcotic Drug (35-48-4-6)		-	-	-	2
	Possession of Controlled Substance (35-48-4-7)		-	-	-	7
	Possession of Precursors (35-48-4-14.5)		-	-	-	2
	Resisting Law Enforcement (35-44-3-3)		-	-	-	2
	Resisting Law Enforcement, Vehicle (35-44.1-3-1A)		-	-	-	1
	Sexual Battery (35-42-4-8)		-	-	1	-
	Theft, Receiving Stolen Property (35-43-4-2)		-	-	2	11
D Felony Total			0	1	12	46

Felony Level	Primary Offense	Secondary Offense	Nov-21		This Calendar Year	
			SEX		SEX	
			F	M	F	M
Level 1 Felony	Atmpted Murder (35-42-1-1(1))		-	-	-	1
	Attempt to Commit a Felony (35-41-5-1)	Atmpted Murder (35-42-1-1(1))	-	-	-	1
		Murder (35-42-1-1)	1	4	1	20
		Rape (35-42-4-1)	-	-	-	1
	Burglary (35-43-2-1)		-	-	-	4
	Child Molesting (35-42-4-3)		1	10	3	112
	Conspiracy (35-41-5-2)	Child Molesting (35-42-4-3)	-	-	-	1
		Murder (35-42-1-1)	-	1	3	2
	Dealing a Substance Resulting in Death		-	-	-	10
	Firearm Enhancement (35-50-2-11)		-	-	-	7
	Habitual Offender (35-50-2-8)		-	-	-	1
	Neglect of a Dependent/Death (35-46-1-4)		-	-	3	3
	Rape (35-42-4-1)		-	1	-	5
	Sex Misconduct w/ Minor (35-42-4-9)		-	-	-	1
Level 1 Felony Total			2	16	10	169

Felony Level	Primary Offense	Secondary Offense	Nov-21		This Calendar Year		
			SEX		SEX		
			F	M	F	M	
Level 2 Felony	Aiding, Inducing or Causing an Offense (35-41-2-4)	Burglary (35-43-2-1)	-	-	-	1	
		Criminal Confinement (35-42-3-3)	-	-	1	-	
		Dealing Cocaine or Narcotic Drug (35-48-4-1)	-	1	-	1	
		Dealing Methamphetamine (35-48-4-1.1)	-	-	1	1	
		Kidnapping (35-42-3-2)	-	-	1	-	
		Robbery (35-42-5-1)	-	-	-	2	
			-	-	-	1	
			-	-	1	-	
			-	-	-	2	
			-	-	-	3	
	Arson (35-43-1-1)		-	-	-	1	
	Attempt to Commit a Felony (35-41-5-1)	Dealing Methamphetamine (35-48-4-1.1)	-	-	1	-	
		Robbery (35-42-5-1)	-	-	-	2	
	Battery (35-42-2-1)		-	-	-	3	
	Burglary (35-43-2-1)		-	-	4	16	
	Conspiracy (35-41-5-2)	Deal Sched 1,2,3 Sub (35-48-4-2)	-	1	-	2	
		Dealing Cocaine or Narcotic Drug (35-48-4-1)	-	-	1	-	
		Dealing Methamphetamine (35-48-4-1.1)	-	-	1	2	
		Murder (35-42-1-1)	-	-	-	1	
		Robbery (35-42-5-1)	-	-	-	1	
		-	-	-	-	1	
		-	-	7	5	47	
		-	-	7	14	53	201
		-	-	-	2	2	21
		-	-	-	-	-	1
		-	-	-	-	-	1
		-	-	-	-	-	1
	-	-	-	1	-	1	
	-	-	1	3	4	32	
	-	-	1	4	7	34	
Level 2 Felony Total			9	33	81	373	

Felony Level	Primary Offense	Secondary Offense	Nov-21		This Calendar Year		
			SEX		SEX		
			F	M	F	M	
Level 3 Felony	Accident/Failure to Stop-Serious Inj/Death (9-26-1-1.1)		-	-	-	5	
	Aggravated Battery (35-42-2-1.5)		-	8	6	75	
	Aiding, Inducing or Causing an Offense (35-41-2-4)	Aggravated Battery (35-42-2-1.5)	-	-	1	-	
			Criminal Confinement (35-42-3-3)	-	-	2	3
			Dealing Cocaine or Narcotic Drug (35-48-4-1)	-	-	-	1
			Dealing Methamphetamine (35-48-4-1.1)	-	-	-	1
			Robbery (35-42-5-1)	-	-	1	4
	Arson (35-43-1-1)			-	-	-	1
	Attempt to Commit a Felony (35-41-5-1)	Aggravated Battery (35-42-2-1.5)		-	-	1	1
		Possession of Cocaine or Narcotic Drug (35-48-4-6)		-	-	1	-
		Rape (35-42-4-1)		-	1	-	4
		Robbery (35-42-5-1)		-	-	-	12
	Battery (35-42-2-1)			-	-	2	3
	Burglary (35-43-2-1)			-	2	-	14
	Child Molesting (35-42-4-3)			-	9	1	47
	Conspiracy (35-41-5-2)	Dealing Cocaine or Narcotic Drug (35-48-4-1)		-	-	1	-
		Dealing Methamphetamine (35-48-4-1.1)		-	-	2	-
		Possession of Meth (35-48-4-6.1)		-	-	1	-
		Robbery (35-42-5-1)		1	-	2	4
	Criminal Confinement (35-42-3-3)			-	9	-	55
	Dealing Cocaine or Narcotic Drug (35-48-4-1)			1	4	9	43
	Dealing Methamphetamine (35-48-4-1.1)			2	11	43	83
	Dealing Sched I, II, or III Cntrld Sub (35-48-4-2)			2	-	5	14
	Dealing Sched IV Cntrld Sub (35-48-4-3)			-	1	-	6
	Dealing in Sub that Results in Death (35-42-1-1.5)			-	-	-	1
	Domestic Battery SBI Under 14 (35-42-2-1.3A)			-	-	1	1
	Habitual Offender (35-50-2-8)			-	-	-	1
	Human Sexual Trafficking (35-42-3.5-1)			-	-	-	3
	Kidnapping (35-42-3-2)			-	-	2	8
	Neglect of a Dependent/Death (35-46-1-4)			2	-	14	11
	Possession of Cocaine or Narcotic Drug (35-48-4-6)			-	1	1	14
	Possession of Meth (35-48-4-6.1)			2	14	16	74
	Rape (35-42-4-1)			-	2	-	55
Resisting Law Enforcement (35-44.1-3-1)			-	-	-	4	
Robbery (35-42-5-1)			-	24	15	246	
Vicarious Sexual Gratification (35-42-4-5)			-	2	-	2	
Level 3 Felony Total			10	88	127	796	

Felony Level	Primary Offense	Secondary Offense	Nov-21		This Calendar Year		
			SEX		SEX		
			F	M	F	M	
Level 4 Felony	Aiding, Inducing or Causing an Offense (35-41-2-4)	Burglary (35-43-2-1)	-	-	-	1	
		Dealing Methamphetamine (35-48-4-1.1)	-	-	1	-	
		Dealing Sched 1,2,3 Sub (35-48-4-2)	-	-	1	-	
		Possession of Meth (35-48-4-6.1)	-	-	1	-	
	Arson (35-43-1-1)			-	3	7	38
	Attempt to Commit a Felony (35-41-5-1)	Arson (35-43-1-1)		-	-	1	1
		Burglary (35-43-2-1)		-	-	-	1
		Sexual Misconduct with a Minor (35-42-4-9)		-	1	-	1
	Burglary (35-43-2-1)			3	20	43	199
	Child Exploitation (35-42-4-4)			-	7	-	16
	Child Molesting (35-42-4-3)			1	10	3	120
	Child Solicitation (35-42-4-6)			-	2	-	15
	Conspiracy (35-41-5-2)	Dealing Methamphetamine (35-48-4-1.1)		-	-	1	1
		Dealing Sched 1,2,3 Sub (35-48-4-2)		-	-	1	-
		Sexual Misconduct with a Minor (35-42-4-9)		-	-	-	1
	Criminal Confinement (35-42-3-3)			-	-	-	10
	Dealing Cocaine or Narcotic Drug (35-48-4-1)			-	6	8	64
	Dealing Methamphetamine (35-48-4-1.1)			9	8	48	134
	Dealing Sched I, II, or III Cntrld Sub (35-48-4-2)			3	1	8	20
	Dealing Sched IV Controlled Substance (35-48-4-3)			-	-	-	2
	Escape 35-44.1-3-4			-	1	-	2
	Felon in Possession of a Firearm (35-47-4-5)			2	28	7	285
	Habitual Offender (35-50-2-8)			-	-	-	1
	Incest (35-46-1-3)			-	-	2	10
	Kidnapping(35-42-3-2)			-	1	-	2
	Leaving Scene of Accident with Serious Bodily Injury			-	1	2	9
	Manufacturing Meth (35-48-4-1.2)			-	-	-	6
	Operating Vehicle Intoxicated/Death (9-30-5-5)			-	5	8	33
	Operating a Vehicle While Intoxicated Causing Serious Bodily Injury			-	-	2	4
	Pharmacy Robbery (35-42-5-1(b))			-	-	-	2
	Possession of Cocaine or Narcotic Drug (35-48-4-6)			1	4	2	22
	Possession of Dangerous Device (35-44.1-3-7)			-	-	1	1
	Possession of Meth (35-48-4-6.1)			3	13	24	96
Sexual Battery (35-42-4-8)			-	1	-	3	
Sexual Misconduct with a Minor (35-42-4-9)			1	6	4	67	
Stalking (35-45-10-5)			-	-	-	2	
Vicarious Sexual Gratification (35-42-4-5)			-	-	1	1	
Level 4 Felony Total			23	118	176	1170	

Felony Level	Primary Offense	Secondary Offense	Nov-21		This Calendar Year		
			SEX		SEX		
			F	M	F	M	
Level 5 Felony	Aiding, Inducing or Causing an Offense (35-41-2-4)	Battery (35-42-2-1)	-	-	-	1	
		Burglary (35-43-2-1)	-	-	1	2	
		Dealing Methamphetamine (35-48-4-1.1)	-	-	1	-	
		Dealing in Methamphetamine (35-48-4-1.1)	-	-	1	-	
		Dealing/Poss. Look-Alike Subs (35-48-4-4.6)	-	-	-	1	
		Firearm w/in One Mile of School (35-47-2-1)	-	-	1	-	
		Robbery (35-42-5-1)	-	-	1	-	
		Assisting a Criminal (35-44.1-2-5)	-	-	4	4	
		Attempt to Commit a Felony (35-41-5-1)	Battery (35-42-2-1)	-	-	-	2
			Burglary (35-43-2-1)	-	-	-	3
			Dealing Sched I, II, or III Cntrlld Sub (35-48-4-2)	-	-	-	1
			Dealing in Methamphetamine (35-48-4-1.1)	-	-	-	1
			Escape (35-44.1-3-4)	1	-	2	1
			Incest (35-46-1-3)	-	-	-	1
			Obstruction of Justice (35-44-3-4)	-	-	-	1
			Robbery (35-42-5-1)	-	-	3	2
			Auto Theft, Receiving Stolen Parts (35-43-4-2.5)	1	1	1	15
			Battery (35-42-2-1)	7	29	42	312
		Burglary (35-43-2-1)	3	20	15	243	
		Check Deception (35-43-5-5)	-	-	-	1	
		Child Exploitation (35-42-4-4)	-	2	-	26	
		Child Pornography (35-42-4-4(C))	-	5	-	21	
		Child Possession of a Firearm (35-47-10-5)	-	-	-	3	
		Child Seduction (35-42-4-7)	-	-	1	5	
		Child Solicitation (35-42-4-6)	-	2	1	18	
		Conspiracy (35-41-5-2)	Battery (35-42-2-1)	-	1	-	1
			Burglary (35-43-2-1)	-	-	-	2
			Dealing Cocaine or Narcotic Drug (35-48-4-1)	-	-	1	-
			Dealing Methamphetamine (35-48-4-1.1)	-	-	1	-
			Dealing in Methamphetamine (35-48-4-1.1)	-	-	-	3
			Fraud on Financial Institution (35-43-5-8)	-	-	-	1
			Theft, Recv Stolen Prop (35-43-4-2)	-	-	2	-
			Trafficking with an Inmate (35-44.1-3-5)	-	-	1	2
			Contrib. to the Delinquency of a Minor(35-46-1-8)	-	-	1	3
			Conversion (35-43-4-3)	-	-	1	1
			Corrupt Business Influence (35-45-6-2)	-	1	3	17
			Criminal Confinement (35-42-3-3)	1	2	3	43
			Criminal Gang Activity (35-45-9-3)	-	-	-	1
			Criminal Recklessness (35-42-2-2)	-	4	3	41
			Dealing Cocaine or Narcotic Drug (35-48-4-1)	-	2	19	63
			Dealing Marijuana, Hash Oil, or Hashish (35-48-4-10)	-	1	1	16
			Dealing Methamphetamine (35-48-4-1.1)	6	17	55	224
			Dealing Sched I, II, or III Cntrlld Sub (35-48-4-2)	-	1	2	11
			Dealing Sched IV Cntrlld Sub (35-48-4-3)	-	-	1	1
			Dealing in Methamphetamine (35-48-4-1.1)	4	8	27	90
			Dealing/Poss. Look-Alike Subs (35-48-4-4.6)	-	1	-	13
			Disarm/Attempt to Disarm an Officer (35-44.1-3-2)	1	2	1	11
			Domestic Battery (35-42-2-1.3)	2	16	21	187
			Escape (35-44.1-3-4)	-	5	11	46
			Fail to Stop Acc Death (9-26-1-1.1)	-	-	-	7
			Failure to Register as a Sex Offender (11-8-8-17)	-	5	2	86
			Felon Fraud in Offer (23-19-5-1)	-	-	-	1
			Firearm Enhancement (35-50-2-11)	-	-	-	1
			Firearm w/in One Mile of School (35-47-2-1)	1	26	12	270
			Fraud on Financial Institution (35-43-5-8)	2	3	6	30
			Habitual Felony Offender (35-50-2-8)	-	-	-	2
			Home Improvement Fraud (35-43-6-12)	-	-	-	1
			Incest (35-46-1-3)	-	1	-	7
			Intimidation (35-45-2-1)	3	15	12	113
			Involuntary Manslaughter (35-42-1-4)	-	-	1	4
			Kidnapping (35-42-3-2)	-	-	-	8
			Neglect of a Dependent/Death (35-46-1-4)	-	2	18	13
			Non-Support of Dependent Child (35-46-1-5)	-	-	-	10
			OWI - Death - Sched I,II (9-30-5-5(A2))	1	-	1	-
			Obliterating Handgun I.D. (35-47-2-18)	-	1	2	11
			Obstruction of Justice (35-44.1-2-2)	-	-	-	5
			Oper Veh Aft Life Susp (9-30-10-17)	1	18	11	128
			Operating Veh while Intoxicated (9-30-5-2)	1	-	2	3
			Operating Vehicle Intox-Prior (9-30-5-3)	-	-	-	5
			Operating Vehicle Intoxicated-Contrlld Sub (9-30-5-1)	-	1	-	2
			Operating Vehicle Intoxicated/Death (9-30-5-5)	-	-	-	2
			Operating Vehicle Intoxicated/Injury (9-30-5-4)	1	4	8	23
			Possession - Destruct Device (35-47.5-5-2)	-	-	-	2
			Possession of Cocaine or Narcotic Drug 35-48-4-6	-	4	13	59
			Possession of Dangerous Device (35-44.1-3-7)	-	-	-	3
			Possession of Syringes or Needles (16-42-19-18)	-	-	2	2
			Possession/Use of Legend Drug (16-42-19-13)	-	-	-	1
			Promoting Prostitution (35-45-4-4)	-	-	-	1
			Reckless Homicide (35-42-1-5)	-	2	5	13
			Resisting Law Enforcement (35-44.1-3-1)	-	1	1	12
	Robbery (35-42-5-1)	1	17	14	116		
	Sexual Misconduct with Service Provider (35.44.1-3-10)	-	-	-	3		
	Sexual Misconduct with a Minor (35-42-4-9)	-	2	1	42		
	Stalking (35-45-10-5)	-	-	-	21		
	Strangulation (35-42-2-9)	-	-	-	7		
	Synthetic ID Deception (35-43-5-3.8)	-	-	-	1		
	Theft, Receiving Stolen Property (35-43-4-2)	-	3	6	48		
	Trafficking with an Inmate (35-44.1-3-5)	1	-	4	12		
	Vicarious Sexual Gratification	-	-	-	1		
	Vicarious Sexual Gratification (35-42-4-5)	-	-	-	1		
Level 5 Felony Total			38	225	349	2518	

Felony Level	Primary Offense	Secondary Offense	Nov-21		This Calendar Year	
			SEX		SEX	
			F	M	F	M
Level 6 Felony	Abuse of a Corpse (35-45-11-2)		-	1	-	3
	Aiding in Manufacture of Sch II Cont Subst (35-48-4-2)		1	-	2	2
	Aiding, Inducing or Causing an Offense (35-41-2-4)	Insurance Fraud (35-43-5-4.5)	-	-	-	1
	Assisting a Criminal (35-44.1-2-5)		-	-	-	3
	Attempt to Commit a Felony (35-41-5-1)	Attempted/Obstruction of Justice (35-41-5-1)	-	-	-	1
		Insurance Fraud (35-43-5-4.5)	-	-	-	1
		Residential Entry (35-43-2-1.5)	-	-	-	1
		Theft, Receiving Stolen Property (35-43-4-2)	1	1	1	2
	Auto Theft, Receiving Stolen Parts (35-43-4-2.5)		1	4	8	48
	Battery 35-42-2-1		-	11	15	84
	Check Deception (35-43-5-5)		-	-	-	3
	Check Fraud (35-43-5-12)		-	-	1	2
	Child Exploitation (35-42-4-4)		-	2	-	7
	Conspiracy (35-41-5-2)	Forgery, Counterfeiting, Application Fraud (35-43-5-2)	-	-	-	1
	Contrib Delinquency (35-46-1-8)		-	-	-	1
	Controlled Substance Registration (35-48-4-14)		-	-	1	-
	Criminal Confinement (35-42-3-3)		-	2	1	24
	Criminal Confinement (35-42-3-3)		1	6	7	128
	Criminal Mischief (35-43-1-2)		-	-	-	3
	Criminal Recklessness (35-42-2-2)		-	4	2	32
	Criminal Trespass (35-43-2-2)		-	-	-	1
	Cruelty to Animals (35-46-3-12)		-	-	-	3
	Dealing Fake Controlled Substances (35-48-4-4.6)		-	-	-	2
	Dealing Marijuana, Hash Oil, or Hashish (35-48-4-10)		-	2	-	14
	Dealing Sched I, II, or III Cntrl Sub (35-48-4-2(A))		-	-	-	1
	Dealing Sched IV Cntrl Sub (35-48-4-3)		-	-	3	1
	Dealing/Poss. Look-Alike Subs (35-48-4-10.5)		-	-	-	2
	Dealing/Poss. Look-Alike Subs (35-48-4-11.5)		-	-	-	2
	Dissemination of Matter Harmful to Minor (35-49-3-3)		-	5	-	10
	Escape 35-44.1-3-4		4	13	37	144
	Fail to Reg Sex Off (11-8-8-17)		-	1	1	20
	Failure to Appear (35-44.1-2-9)		-	1	1	8
	False Reporting(35-44.1-2-3)		-	-	-	1
	Forgery, Counterfeiting, Application Fraud (35-43-5-2)		1	7	14	33
	Habitual Veh Subst Offender Enhance (9-30-15.5-2)		-	-	1	1
	Identity Deception (35-43-5-3.5)		1	-	5	7
	Impersonation of a Public Servant (35-44-2-3)		-	-	-	1
	Insurance Fraud (35-43-5-4.5)		1	-	4	16
	Intimidation (35-45-2-1)		-	6	4	62
	Invasion of Privacy (35-46-1-15.1)		-	2	2	49
	Leaving the Scene of an Accident(9-26-1-1.1)		-	-	-	10
	Maintain Common Nuisance (35-45-2-1(c))		4	1	9	22
	Maintaining Common Nuisance (35-48-4-13)		-	2	6	8

Felony Level	Primary Offense	Secondary Offense	Nov-21		This Calendar Year		
			SEX		SEX		
			F	M	F	M	
Level 6 Felony (Cont'd)	Neglect of a Dependent/Death (35-46-1-4)		-	3	11	20	
	Non-Support of Dependent Child (35-46-1-5)		-	-	1	2	
	Obstruction of Justice (35-44.1-2-2)		-	3	3	21	
	Official Misconduct (35-44.1-1-1)		-	-	-	1	
	Oper Vehicle-Intox-Prev Conv (9-30-5-3)		-	1	2	15	
	Operating Vehicle Intoxicated-Contrlld Sub (9-30-5-1)		1	5	4	24	
	Operating Vehicle Intoxicated-Endanger (9-30-5-2)		-	8	9	62	
		Habitual Offender Controlled Substance (35-50-2-10)		-	-	-	2
	Operating Vehicle Intoxicated/Injury (9-30-5-4)		-	-	3	5	
	Operating Vehicle-Habitual Violation (9-30-10-16)		-	3	9	51	
	Pointing a Firearm (35-47-4-3)		-	2	3	13	
	Poss Precursors (35-48-4-14.5)		-	-	-	1	
	Possession Sched IV Contrld Sub w/in 1,000 ft (35-48-4-7)		-	-	1	10	
	Possession of Child Pornography (35-42-4-4(C))		-	-	-	8	
	Possession of Cocaine or Narcotic Drug (35-48-4-6)		1	6	30	84	
	Possession of Marijuana (35-48-4-11)		-	-	-	7	
	Possession of Meth(35-48-4-6.1)		5	22	81	277	
	Possession of Syringes or Needles (16-42-19-18)		7	10	48	143	
	Possession or Use of Legend Drug (16-42-19-13)		2	1	9	14	
	Residential Entry (35-43-2-1.5)		1	4	7	45	
	Resisting Law Enforc (35-44.1-3-1)		2	18	13	191	
	Sex Offender without Identification (11-8-8-15)		-	-	1	3	
	Sexual Battery (35-42-4-8)		-	-	-	14	
	Sexual Misconduct with a Minor (35-42-4-9)		-	2	-	2	
	Stalking (35-45-10-5)		-	-	1	3	
	Strangulation (35-42-2-9)		-	6	2	52	
	Synthetic ID Deception (35-43-5-3.8)		-	-	2	4	
	Theft, Receiving Stolen Property (35-43-4-2)		1	21	45	244	
	Unauthorized Entry of Motor Veh (35-43-4-2.7)		-	-	-	2	
	Voyeurism (35-45-4-5)		-	-	-	1	
	Level 6 Felony Total			35	186	410	2086

Felony Level	Primary Offense	Secondary Offense	Nov-21		This Calendar Year	
			SEX		SEX	
			F	M	F	M
Murder	Murder (35-42-1-1)		-	3	10	91
Murder Total			0	3	10	91

Felony Level	Primary Offense	Secondary Offense	Nov-21		This Calendar Year	
			SEX		SEX	
			F	M	F	M
Habitual Offender	Habitual Offender (35-50-2-8)		1	3	7	35
	Habitual Offender Controlled Substance (35-50-2-10)		-	2	1	10
	Repeat Sexual Offender Enhancement 35-50-2-14		-	-	-	1
Habitual Offender Total			1	5	8	46

			Nov-21		This Calendar Year	
			SEX		SEX	
			F	M	F	M
Grand Total			120	699	1219	7613

Note: Offense data may not be available for all offenders at the time this table was prepared.
Only new commitments and probation violations are reported on this table.
Parole and Community Transition Program violators are excluded on this table.
Source: SAS - all.citations_mso.pgm

Indiana Department of Correction
Table 12
Number of New Admissions by Most Serious Offense
Committed to the Indiana Department of Correction

November 2021

Felony Level	Primary Offense	Secondary Offense	Nov-21		This Calendar Year	
			SEX		SEX	
			F	M	F	M
Level A Felony	Arson (35-43-1-1)		-	-	-	1
	Burglary (35-43-2-1)		-	1	-	4
	Child Molesting (35-42-4-3)		-	1	1	13
	Dealing Cocaine or Narcotic Drug (35-48-4-1)		-	1	-	16
	Dealing Methamphetamine (35-48-4-1.1)		-	-	-	3
	Dealing Sched I, II, or III Cntrld Sub (35-48-4-2)		-	-	1	2
	Neglect of a Dependent/Death (35-46-1-4)		-	-	1	1
	Rape (35-42-4-1)		-	-	-	1
	Robbery (35-42-5-1)		-	-	-	2
Level A Felony			0	3	3	43

Felony Level	Primary Offense	Secondary Offense	Nov-21		This Calendar Year	
			SEX		SEX	
			F	M	F	M
Level B Felony	Aggravated Battery (35-42-2-1.5)		-	-	-	3
	Arson (35-43-1-1)		-	-	-	1
	Battery (35-42-2-1)		-	-	-	1
	Burglary (35-43-2-1)		-	2	1	38
	Child Molesting (35-42-4-3)		1	-	1	4
	Criminal Confinement (35-42-3-3)		-	-	-	3
	Dealing Cocaine or Narcotic Drug (35-48-4-1)		1	1	1	21
	Dealing Methamphetamine (35-48-4-1.1)		-	3	5	28
	Dealing Sched I, II, or III Cntrld Sub (35-48-4-2)		-	-	7	11
	Escape/Failure to Return (35-44-3-5)		-	-	-	1
	Felon in Possession of a Firearm (35-47-4-5)		-	-	-	7
	Rape (35-42-4-1)		-	-	-	2
	Robbery (35-42-5-1)		-	3	2	30
	Sexual Misconduct with a Minor (35-42-4-9)		-	-	-	6
	Level B Felony Total			2	9	17

Felony Level	Primary Offense	Secondary Offense	Nov-21		This Calendar Year	
			SEX		SEX	
			F	M	F	M
Level C Felony	Battery (35-42-2-1)		-	-	1	2
	Burglary (35-43-2-1)		-	1	1	7
	Child Molesting (35-42-4-3)		-	-	-	6
	Corrupt Business Influence (35-45-6-2)		-	-	2	-
	Criminal Confinement (35-42-3-3)		-	-	-	1
	Failure to Stop Accident/Death (9-26-1-8)		-	-	1	-
	Forgery (35-43-5-2)		-	-	3	5
	Handgun Violation (35-47-2-7)		-	-	-	1
	Neglect of a Dependent (35-46-1-4)		-	-	-	1
	Non-Support of Dependent Child (35-46-1-5)		-	-	1	6
	Obtain Legend Drug by Fraud/Prior Conv (16-42-19-16)		-	-	1	-
	Operating Vehicle Intoxicated/Injury (9-30-5-4)		-	-	-	1
	Operating Vehicle w/Lifetime Suspension (9-30-10-17)		-	1	-	3
	Possession of Cocaine or Narcotic Drug (35-48-4-6)		-	1	-	3
	Robbery (35-42-5-1)		-	-	-	2
	Sexual Misconduct with a Minor (35-42-4-9)		-	-	-	1
Level C Felony Total			0	3	10	39

Felony Level	Primary Offense	Secondary Offense	Nov-21		This Calendar Year	
			SEX		SEX	
			F	M	F	M
Level D Felony	Auto Theft, Receiving Stolen Parts (35-43-4-2.5)		-	-	-	1
	Check Fraud (35-43-5-12)		-	-	1	-
	Driving While Suspended/Oper Veh HTV (9-30-10-16)		-	-	-	2
	Forgery, Counterfeit (35-43-5-2)		-	-	1	-
	Fraud (35-43-5-4)		-	-	-	1
	Intimidation (35-45-2-1)		-	1	-	3
	Non-Support of a Child (35-46-1-5)		-	-	1	2
	Possession of Controlled Substance (35-48-4-7)		-	-	-	2
	Possession of Precursors (35-48-4-14.5)		-	-	-	1
	Resisting Law Enforcement (35-44-3-3)		-	-	-	1
	Resisting Law Enforcement, Vehicle (35-44.1-3-1A)		-	-	-	1
	Theft, Receiving Stolen Property (35-43-4-2)		-	-	-	4
Level D Felony Total			0	1	3	18

Felony Level	Primary Offense	Secondary Offense	Nov-21		This Calendar Year	
			SEX		SEX	
			F	M	F	M
Level 1 Felony	Atmpted Murder (35-42-1-1(1))		-	-	-	1
	Attempt to Commit a Felony (35-41-5-1)	Atmpted Murder (35-42-1-1(1))	-	-	-	1
		Murder (35-42-1-1)	1	4	1	18
		Rape (35-42-4-1)	-	-	-	1
	Burglary (35-43-2-1)		-	-	-	2
	Child Molesting (35-42-4-3)		1	6	3	71
	Conspiracy (35-41-5-2)	Murder (35-42-1-1)	-	1	2	2
	Dealing a Substance Resulting in Death		-	-	-	9
	Firearm Enhancement (35-50-2-11)		-	-	-	4
	Habitual Offender (35-50-2-8)		-	-	-	1
	Neglect of a Dependent/Death (35-46-1-4)		-	-	3	3
	Rape (35-42-4-1)		-	1	-	4
	Sex Misconduct w/ Minor (35-42-4-9)		-	-	-	1
Level 1 Felony Total			2	12	9	118

Felony Level	Primary Offense	Secondary Offense	Nov-21		This Calendar Year	
			SEX		SEX	
			F	M	F	M
Level 2 Felony	Aiding, Inducing or Causing an Offense (35-41-2-4)	Burglary (35-43-2-1)	-	-	-	1
		Dealing Cocaine or Narcotic Drug (35-48-4-1)	-	1	-	1
		Dealing Methamphetamine (35-48-4-1.1)	-	-	1	1
		Kidnapping (35-42-3-2)	-	-	1	-
	Attempt to Commit a Felony (35-41-5-1)	Robbery (35-42-5-1)	-	-	-	2
		Dealing Methamphetamine (35-48-4-1.1)	-	-	1	-
		Robbery (35-42-5-1)	-	-	-	2
		Battery (35-42-2-1)	-	-	-	2
	Burglary (35-43-2-1)		-	-	2	14
	Conspiracy (35-41-5-2)	Deal Sched 1,2,3 Sub (35-48-4-2)	-	1	-	2
		Dealing Cocaine or Narcotic Drug (35-48-4-1)	-	-	1	-
		Dealing Methamphetamine (35-48-4-1.1)	-	-	1	2
		Murder (35-42-1-1)	-	-	-	1
		Robbery (35-42-5-1)	-	-	-	1
		Criminal Confinement (35-42-3-3)	-	-	-	1
		Dealing Cocaine or Narcotic Drug (35-48-4-1)	-	7	5	42
		Dealing Methamphetamine (35-48-4-1.1)	7	13	51	188
		Dealing Sched I, II, or III Cntrl'd Sub (35-48-4-2)	-	1	2	18
		Manufacturing Methamphetamine (35-42-4-5)	-	-	-	1
		Possession - Destruct Device (35-47.5-5-2)	-	1	-	1
		Robbery (35-42-5-1)	1	3	3	27
		Voluntary Manslaughter (35-42-1-3)	1	4	7	32
	Level 2 Felony Total			9	31	75

Felony Level	Primary Offense	Secondary Offense	Nov-21		This Calendar Year		
			SEX		SEX		
			F	M	F	M	
Level 3 Felony	Accident/Failure to Stop-Serious Inj/Death (9-26-1-1.1)		-	-	-	4	
	Aggravated Battery (35-42-2-1.5)		-	8	6	68	
	Aiding, Inducing or Causing an Offense (35-41-2-4)	Dealing Methamphetamine (35-48-4-1.1)	-	-	-	1	
		Robbery (35-42-5-1)	-	-	1	4	
	Attempt to Commit a Felony (35-41-5-1)	Aggravated Battery (35-42-2-1.5)	-	-	1	1	
		Possession of Cocaine or Narcotic Drug (35-48-4-6)	-	-	1	-	
		Rape (35-42-4-1)	-	1	-	4	
		Robbery (35-42-5-1)	-	-	-	7	
	Battery (35-42-2-1)		-	-	2	2	
	Burglary (35-43-2-1)		-	2	-	14	
	Child Molesting (35-42-4-3)		-	7	1	39	
	Conspiracy (35-41-5-2)	Dealing Cocaine or Narcotic Drug (35-48-4-1)	-	-	1	-	
		Dealing Methamphetamine (35-48-4-1.1)	-	-	2	-	
		Possession of Meth (35-48-4-6.1)	-	-	1	-	
		Robbery (35-42-5-1)	-	-	1	1	
			-	4	-	33	
	Criminal Confinement (35-42-3-3)		-	-	-	-	
	Dealing Cocaine or Narcotic Drug (35-48-4-1)		1	3	7	39	
	Dealing Methamphetamine (35-48-4-1.1)		2	9	40	72	
	Dealing Sched I, II, or III Cntrld Sub (35-48-4-2)		2	-	5	14	
	Dealing Sched IV Cntrld Sub (35-48-4-3)		-	1	-	4	
	Dealing in Sub that Results in Death (35-42-1-1.5)		-	-	-	1	
	Domestic Battery SBI Under 14 (35-42-2-1.3A)		-	-	1	1	
	Human Sexual Trafficking (35-42-3.5-1)		-	-	-	1	
	Kidnapping (35-42-3-2)		-	-	2	7	
	Neglect of a Dependent/Death (35-46-1-4)		2	-	13	9	
	Possession of Cocaine or Narcotic Drug (35-48-4-6)		-	1	1	13	
	Possession of Meth (35-48-4-6.1)		2	13	16	69	
	Rape (35-42-4-1)		-	2	-	43	
	Resisting Law Enforcement (35-44.1-3-1)		-	-	-	3	
	Robbery (35-42-5-1)		-	20	11	190	
	Level 3 Felony Total			9	71	113	644

Felony Level	Primary Offense	Secondary Offense	Nov-21		This Calendar Year	
			SEX		SEX	
			F	M	F	M
Level 4 Felony	Aiding, Inducing or Causing an Offense (35-41-2-4)	Burglary (35-43-2-1)	-	-	-	1
		Dealing Methamphetamine (35-48-4-1.1)	-	-	1	-
		Dealing Sched 1,2,3 Sub (35-48-4-2)	-	-	1	-
		Possession of Meth (35-48-4-6.1)	-	-	1	-
	Arson (35-43-1-1)		-	3	4	29
	Attempt to Commit a Felony (35-41-5-1)	Arson (35-43-1-1)	-	-	1	-
		Sexual Misconduct with a Minor (35-42-4-9)	-	1	-	1
	Burglary (35-43-2-1)		1	17	39	171
	Child Exploitation (35-42-4-4)		-	1	-	5
	Child Molesting (35-42-4-3)		-	7	2	70
	Child Solicitation (35-42-4-6)		-	2	-	15
	Conspiracy (35-41-5-2)	Dealing Methamphetamine (35-48-4-1.1)	-	-	-	1
		Dealing Sched 1,2,3 Sub (35-48-4-2)	-	-	1	-
			-	-	-	7
	Criminal Confinement (35-42-3-3)		-	-	-	-
	Dealing Cocaine or Narcotic Drug (35-48-4-1)		-	5	6	48
	Dealing Methamphetamine (35-48-4-1.1)		8	6	42	109
	Dealing Sched I, II, or III Cntrld Sub (35-48-4-2)		1	1	3	16
	Dealing Sched IV Controlled Substance (35-48-4-3)		-	-	-	1
	Escape 35-44.1-3-4		-	-	-	1
	Felon in Possession of a Firearm (35-47-4-5)		2	23	6	223
	Habitual Offender (35-50-2-8)		-	-	-	1
	Incest (35-46-1-3)		-	-	1	1
	Kidnapping(35-42-3-2)		-	1	-	2
	Leaving Scene of Accident with Serious Bodily Injury		-	1	1	8
	Manufacturing Meth (35-48-4-1.2)		-	-	-	5
	Operating Vehicle Intoxicated/Death (9-30-5-5)		-	3	7	23
	Operating a Vehicle While Intoxicated Causing Serious Bodily Injury		-	-	1	4
	Pharmacy Robbery (35-42-5-1(b))		-	-	-	1
	Possession of Cocaine or Narcotic Drug (35-48-4-6)		1	4	2	19
	Possession of Dangerous Device (35-44.1-3-7)		-	-	1	-
	Possession of Meth (35-48-4-6.1)		3	9	22	87
	Sexual Battery (35-42-4-8)		-	1	-	2
Sexual Misconduct with a Minor (35-42-4-9)		1	5	4	47	
Stalking (35-45-10-5)		-	-	-	2	
Vicarious Sexual Gratification (35-42-4-5)		-	-	1	-	
Level 4 Felony Total			17	90	147	900

Felony Level	Primary Offense	Secondary Offense	Nov-21		This Calendar Year		
			SEX		SEX		
			F	M	F	M	
Level 5 Felony	Aiding, Inducing or Causing an Offense (35-41-2-4)	Burglary (35-43-2-1)	-	-	1	2	
		Dealing Methamphetamine (35-48-4-1.1)	-	-	1	-	
		Dealing in Methamphetamine (35-48-4-1.1)	-	-	1	-	
		Firearm w/in One Mile of School (35-47-2-1)	-	-	1	-	
		Robbery (35-42-5-1)	-	-	1	-	
		Assisting a Criminal (35-44.1-2-5)	-	-	3	2	
		Attempt to Commit a Felony (35-41-5-1)	Battery (35-42-2-1)	-	-	-	1
			Burglary (35-43-2-1)	-	-	-	3
			Dealing Sched I, II, or III Cntrl'd Sub (35-48-4-2)	-	-	-	1
			Dealing in Methamphetamine (35-48-4-1.1)	-	-	-	1
			Escape (35-44.1-3-4)	1	-	2	1
			Incest (35-46-1-3)	-	-	-	1
			Obstruction of Justice (35-44-3-4)	-	-	-	1
			Robbery (35-42-5-1)	-	-	3	1
		Auto Theft, Receiving Stolen Parts (35-43-4-2.5)		-	1	-	12
		Battery (35-42-2-1)		5	23	35	245
		Burglary (35-43-2-1)		3	19	14	188
		Child Exploitation (35-42-4-4)		-	1	-	17
		Child Pornography (35-42-4-4(C))		-	1	-	5
		Child Possession of a Firearm (35-47-10-5)		-	-	-	3
		Child Seduction (35-42-4-7)		-	-	1	1
		Child Solicitation (35-42-4-6)		-	1	-	15
		Conspiracy (35-41-5-2)	Battery (35-42-2-1)	-	1	-	1
			Burglary (35-43-2-1)	-	-	-	1
			Dealing Methamphetamine (35-48-4-1.1)	-	-	1	-
			Dealing in Methamphetamine (35-48-4-1.1)	-	-	-	2
			Fraud on Financial Institution (35-43-5-8)	-	-	-	1
			Theft, Recv Stolen Prop (35-43-4-2)	-	-	2	-
			Trafficking with an Inmate (35-44.1-3-5)	-	-	-	2
		Contrib. to the Delinquency of a Minor(35-46-1-8)		-	-	1	1
		Conversion (35-43-4-3)		-	-	1	1
		Corrupt Business Influence (35-45-6-2)		-	-	2	12
		Criminal Confinement (35-42-3-3)		-	2	2	40
		Criminal Recklessness (35-42-2-2)		-	1	3	19
		Dealing Cocaine or Narcotic Drug (35-48-4-1)		-	1	15	39
		Dealing Marijuana, Hash Oil, or Hashish (35-48-4-10)		-	1	-	9
		Dealing Methamphetamine (35-48-4-1.1)		4	13	45	172
		Dealing Sched I, II, or III Cntrl'd Sub (35-48-4-2)		-	1	2	10
		Dealing Sched IV Cntrl'd Sub (35-48-4-3)		-	-	1	1
		Dealing in Methamphetamine (35-48-4-1.1)		3	6	24	73
		Dealing/Poss. Look-Alike Subs (35-48-4-4.6)		-	1	-	9
		Disarm/Attempt to Disarm an Officer (35-44.1-3-2)		1	-	1	9
		Domestic Battery (35-42-2-1.3)		2	15	20	162
		Escape (35-44.1-3-4)		-	4	9	40
		Fail to Stop Acc Death (9-26-1-1.1)		-	-	-	7
		Failure to Register as a Sex Offender (11-8-8-17)		-	5	2	75
		Felon Fraud in Offer (23-19-5-1)		-	-	-	1
		Firearm Enhancement (35-50-2-11)		-	-	-	1
		Firearm w/in One Mile of School (35-47-2-1)		1	18	10	215
		Fraud on Financial Institution (35-43-5-8)		2	2	6	18
		Home Improvement Fraud (35-43-6-12)		-	-	-	1
		Incest (35-46-1-3)		-	1	-	4
		Intimidation (35-45-2-1)		2	9	6	75
		Involuntary Manslaughter (35-42-1-4)		-	-	-	3
		Kidnapping (35-42-3-2)		-	-	-	3
		Neglect of a Dependent/Death (35-46-1-4)		-	1	11	6
		Non-Support of Dependent Child (35-46-1-5)		-	-	-	10
		OWI - Death - Sched I,II (9-30-5-5(A2))		1	-	1	-
		Obliterating Handgun I.D. (35-47-2-18)		-	1	1	7
		Obstruction of Justice (35-44.1-2-2)		-	-	-	3
		Oper Veh Aft Life Susp (9-30-10-17)		1	16	10	107
		Operating Veh while Intoxicated (9-30-5-2)		1	-	2	2
		Operating Vehicle Intox-Prior (9-30-5-3)		-	-	-	4
		Operating Vehicle Intoxicated-Contrld Sub (9-30-5-1)		-	1	-	2
		Operating Vehicle Intoxicated/Death (9-30-5-5)		-	-	-	2
		Operating Vehicle Intoxicated/Injury (9-30-5-4)		1	2	6	15
		Possession - Destruct Device (35-47.5-5-2)		-	-	-	2
		Possession of Cocaine or Narcotic Drug 35-48-4-6		-	4	10	45
		Possession of Syringes or Needles (16-42-19-18)		-	-	1	1
		Possession/Use of Legend Drug (16-42-19-13)		-	-	-	1
		Promoting Prostitution (35-45-4-4)		-	-	-	1
		Reckless Homicide (35-42-1-5)		-	1	5	10
		Resisting Law Enforcement (35-44.1-3-1)		-	-	1	6
		Robbery (35-42-5-1)		1	11	14	89
		Sexual Misconduct with Service Provider (35.44.1-3-10)		-	-	-	2
		Sexual Misconduct with a Minor (35-42-4-9)		-	2	-	31
		Stalking (35-45-10-5)		-	-	-	18
		Strangulation (35-42-2-9)		-	-	-	6
		Synthetic ID Deception (35-43-5-3.8)		-	-	-	1
		Theft, Receiving Stolen Property (35-43-4-2)		-	3	5	40
Trafficking with an Inmate (35-44.1-3-5)		1	-	3	9		
Vicarious Sexual Gratification		-	-	-	1		
Level 5 Felony Total			30	169	286	1928	

Felony Level	Primary Offense	Secondary Offense	Nov-21		This Calendar Year	
			SEX		SEX	
			F	M	F	M
Level 6 Felony	Aiding in Manufacture of Sch II Cont Subst (35-48-4-2)		-	-	1	-
	Assisting a Criminal (35-44.1-2-5)		-	-	-	2
	Attempt to Commit a Felony (35-41-5-1)	Attempted/Obstruction of Justice (35-41-5-1)	-	-	-	1
		Theft, Receiving Stolen Property (35-43-4-2)	-	1	-	1
	Auto Theft, Receiving Stolen Parts (35-43-4-2.5)		-	2	2	14
	Battery 35-42-2-1		-	2	3	20
	Check Deception (35-43-5-5)		-	-	-	2
	Controlled Substance Registration (35-48-4-14)		-	-	1	-
	Criminal Confinement (35-42-3-3)		-	1	-	7
	Criminal Confinement (35-42-3-3)		-	2	1	38
	Criminal Mischief (35-43-1-2)		-	-	-	1
	Criminal Recklessness (35-42-2-2)		-	1	-	8
	Dealing Fake Controlled Substances (35-48-4-4.6)		-	-	-	1
	Dealing Marijuana, Hash Oil, or Hashish (35-48-4-10)		-	-	-	2
	Dealing Sched I, II, or III Cntrld Sub (35-48-4-2(A))		-	-	-	1
	Dealing/Poss. Look-Alike Subs (35-48-4-11.5)		-	-	-	1
	Dissemination of Matter Harmful to Minor (35-49-3-3)		-	1	-	2
	Escape 35-44.1-3-4		1	3	13	41
	Fail to Reg Sex Off (11-8-8-17)		-	-	-	10
	Failure to Appear (35-44.1-2-9)		-	-	-	3
	Forgery, Counterfeiting, Application Fraud (35-43-5-2)		-	1	3	12
	Habitual Veh Subst Offender Enhance (9-30-15.5-2)		-	-	1	1
	Identity Deception (35-43-5-3.5)		1	-	4	4
	Insurance Fraud (35-43-5-4.5)		-	-	1	3
	Intimidation (35-45-2-1)		-	-	1	12
	Invasion of Privacy (35-46-1-15.1)		-	-	-	12
	Maintain Common Nuisance (35-45-2-1(c))		-	-	2	2
	Neglect of a Dependent/Death (35-46-1-4)		-	-	3	4
	Non-Support of Dependent Child (35-46-1-5)		-	-	1	-
	Obstruction of Justice (35-44.1-2-2)		-	-	-	4
	Oper Vehicle-Intox-Prev Conv (9-30-5-3)		-	-	2	7
	Operating Vehicle Intoxicated-Contrld Sub (9-30-5-1)		1	2	2	12
	Operating Vehicle Intoxicated-Endanger (9-30-5-2)		-	5	5	35
		Habitual Offender Controlled Substance (35-50-2-10)	-	-	-	2
	Operating Vehicle Intoxicated/Injury (9-30-5-4)		-	-	1	-
	Operating Vehicle-Habitual Violation (9-30-10-16)		-	1	3	17
	Pointing a Firearm (35-47-4-3)		-	-	-	1
	Poss Precursors (35-48-4-14.5)		-	-	-	1
	Possession Sched IV Contrld Sub w/in 1,000 ft (35-48-4-7)		-	-	-	2
	Possession of Child Pornography (35-42-4-4(C))		-	-	-	1
	Possession of Cocaine or Narcotic Drug (35-48-4-6)		1	2	8	34
	Possession of Marijuana (35-48-4-11)		-	-	-	2
	Possession of Meth(35-48-4-6.1)		2	11	41	110
	Possession of Syringes or Needles (16-42-19-18)		4	3	12	34
	Possession or Use of Legend Drug (16-42-19-13)		1	-	5	4
	Residential Entry (35-43-2-1.5)		-	1	2	14
	Resisting Law Enforc (35-44.1-3-1)		-	4	3	19
	Sex Offender without Identification (11-8-8-15)		-	-	1	-
	Sexual Battery (35-42-4-8)		-	-	-	3
	Sexual Misconduct with a Minor (35-42-4-9)		-	1	-	1
	Stalking (35-45-10-5)		-	-	1	1
	Strangulation (35-42-2-9)		-	-	-	13
	Synthetic ID Deception (35-43-5-3.8)		-	-	1	-
	Theft, Receiving Stolen Property (35-43-4-2)		1	4	18	58
	Level 6 Felony Total			12	48	142

Felony Level	Primary Offense	Secondary Offense	Nov-21		This Calendar Year	
			SEX		SEX	
			F	M	F	M
HO	Habitual Offender (35-50-2-8)		-	-	-	3
	Habitual Offender Controlled Substance (35-50-2-10)		-	1	-	2
HO Total			0	1	0	5

Felony Level	Primary Offense	Secondary Offense	Nov-21		This Calendar Year	
			SEX		SEX	
			F	M	F	M
Murder	Murder (35-42-1-1)		-	3	10	83
Murder Total			0	3	10	83

Grand Total			Nov-21		This Calendar Year	
			SEX		SEX	
			F	M	F	M
Grand Total			81	441	815	4853

Note: Offense data may not be available for all offenders at the time this table was prepared.
Only new commitments and probation violations are reported on this table.
Parole and Community Transition Program violators are excluded on this table.
Source: SAS - all.citations_mso.pgm

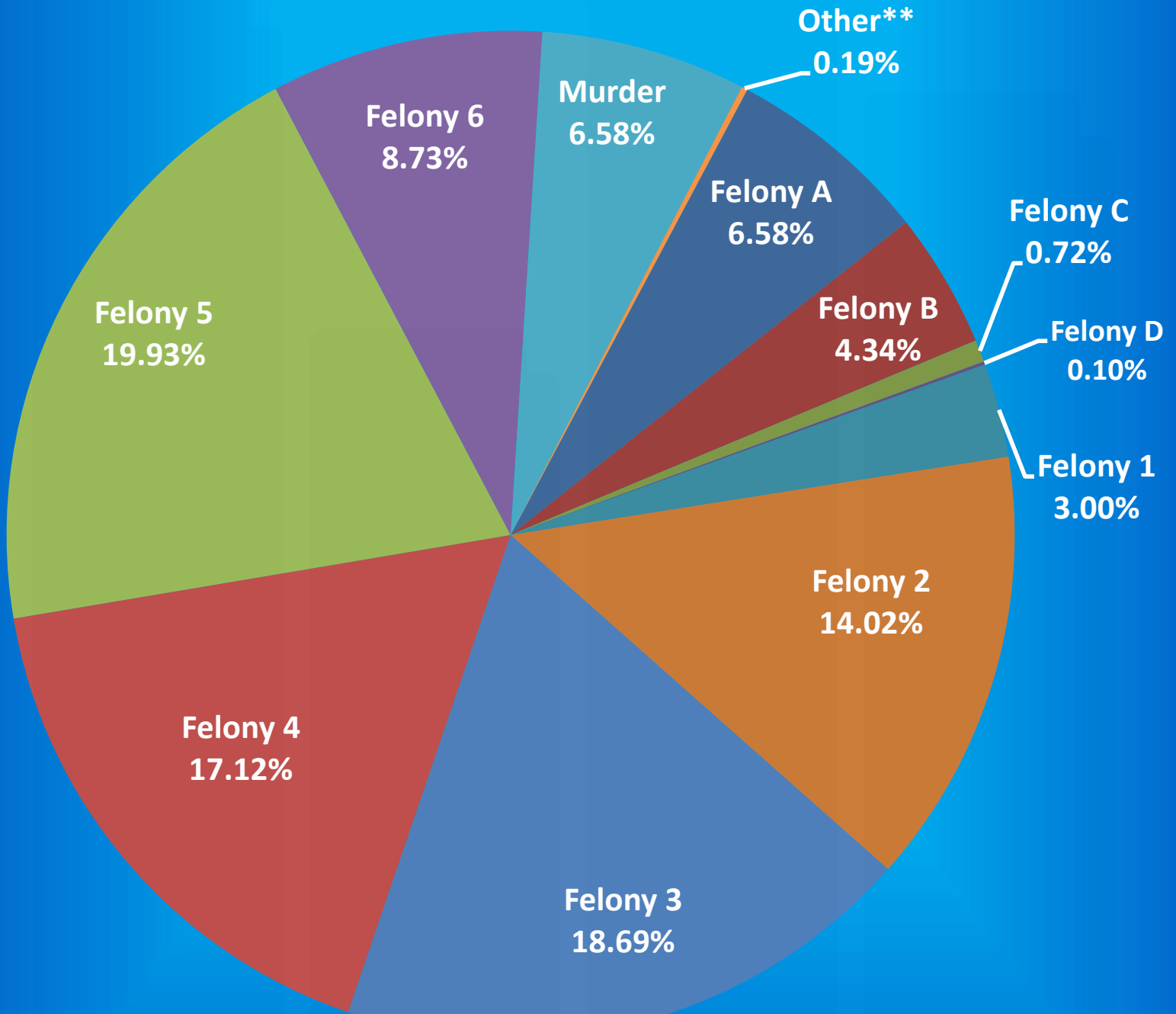
Indiana Department of Correction

Graph A

Female Population by Most Serious Offense Felony Level*

December 01, 2021

N = 2,165



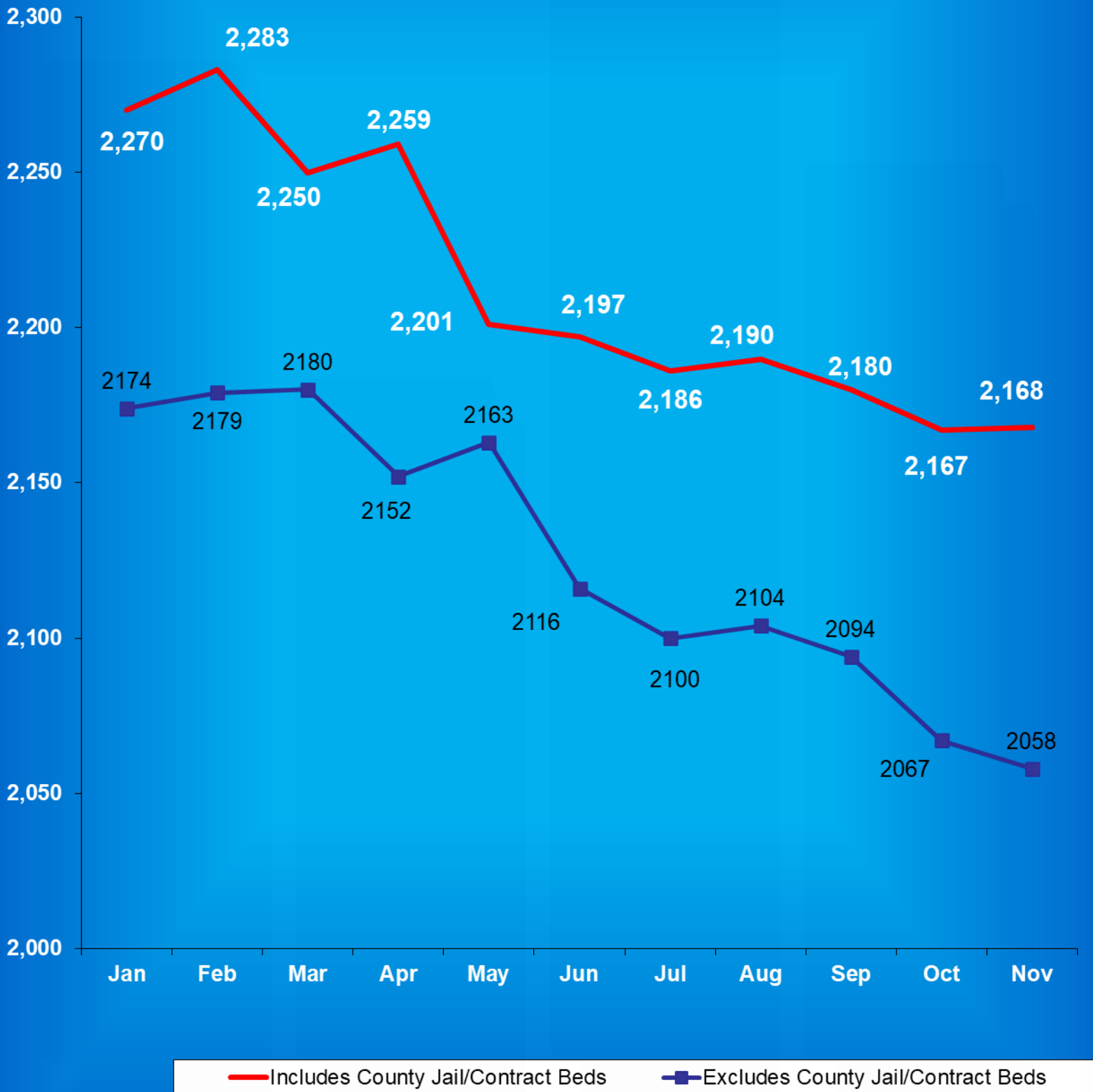
* Includes Offenders Held in County Jails and Contracted Beds

** Other includes Safekeepers, Predispositions, Habitual Offenders, Misdemeanants, and Unknowns

Indiana Department of Correction

Graph B

Average Daily Adult Female Offender Populations Calendar Year 2021

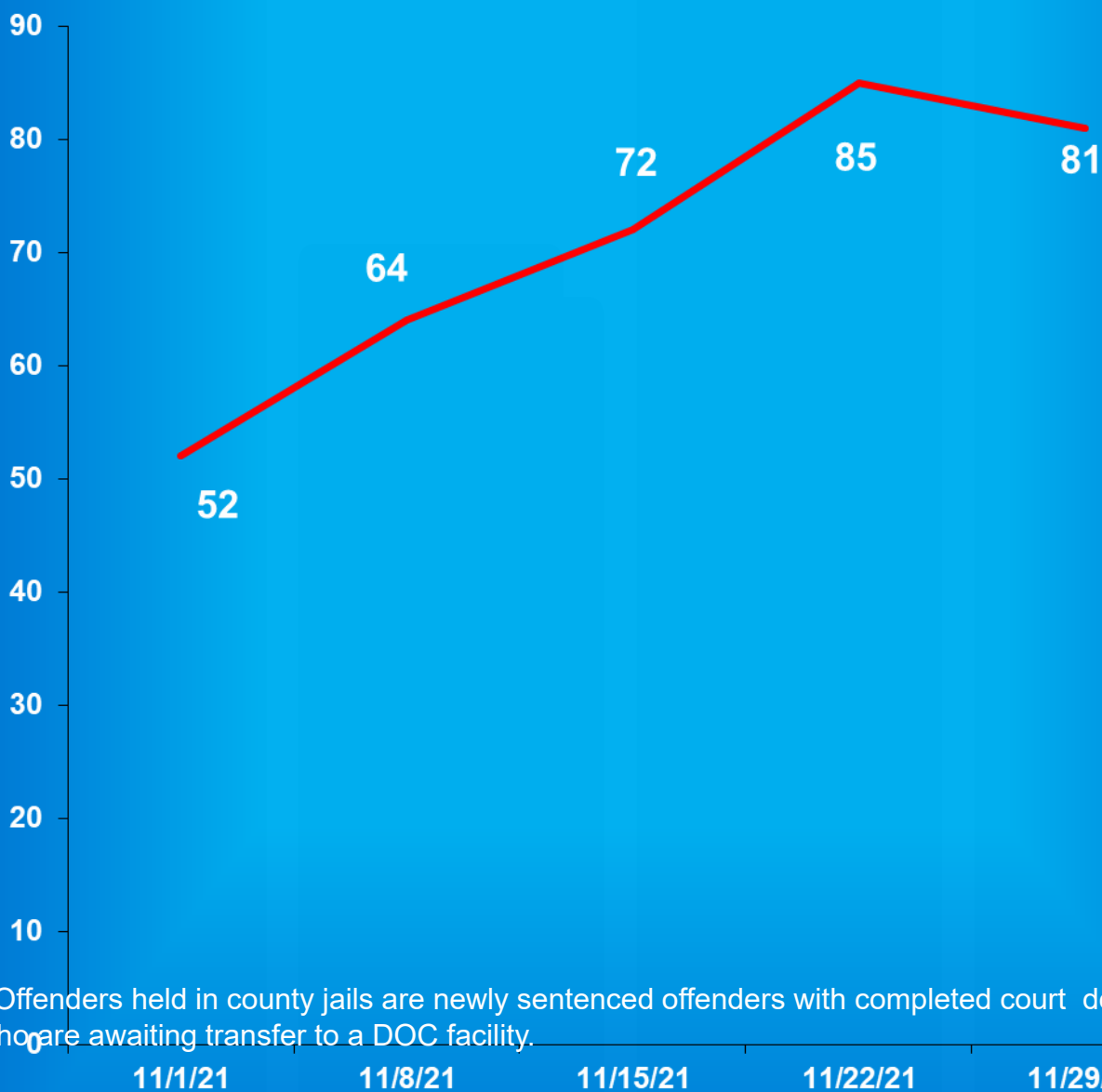


Indiana Department of Correction

Graph C

Adult Females Held in County Jails

November 2021



- Offenders held in county jails are newly sentenced offenders with completed court documents who are awaiting transfer to a DOC facility.

- Jail counts are a dynamic number that are affected by a variety of factors, including; sentencing trends, available DOC beds, and intake process completion.

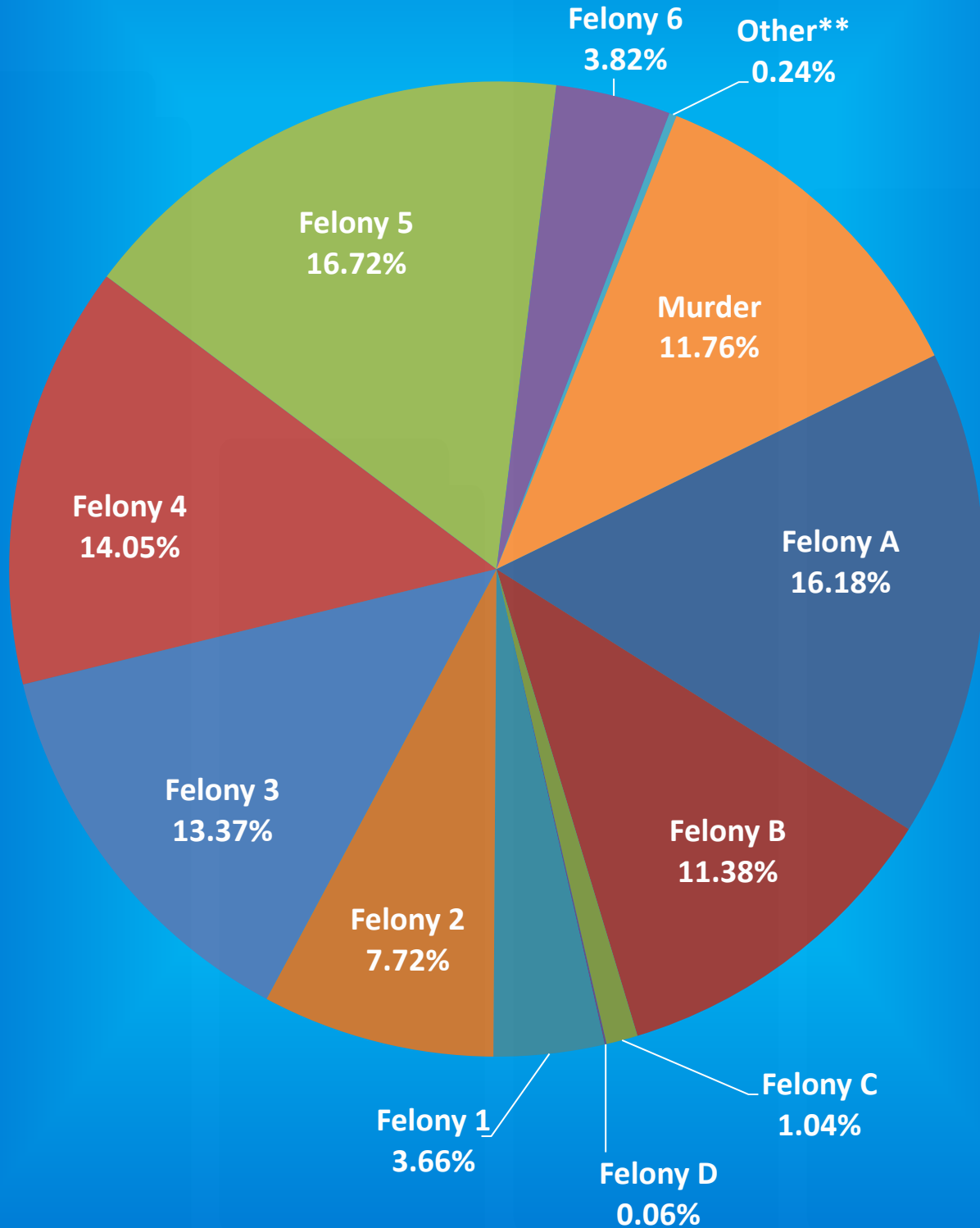
Indiana Department of Correction

Graph D

Male Population by Most Serious Offense Felony Level*

December 01, 2021.

N = 21,653



• Includes Offenders Held in County Jails and Contracted Beds

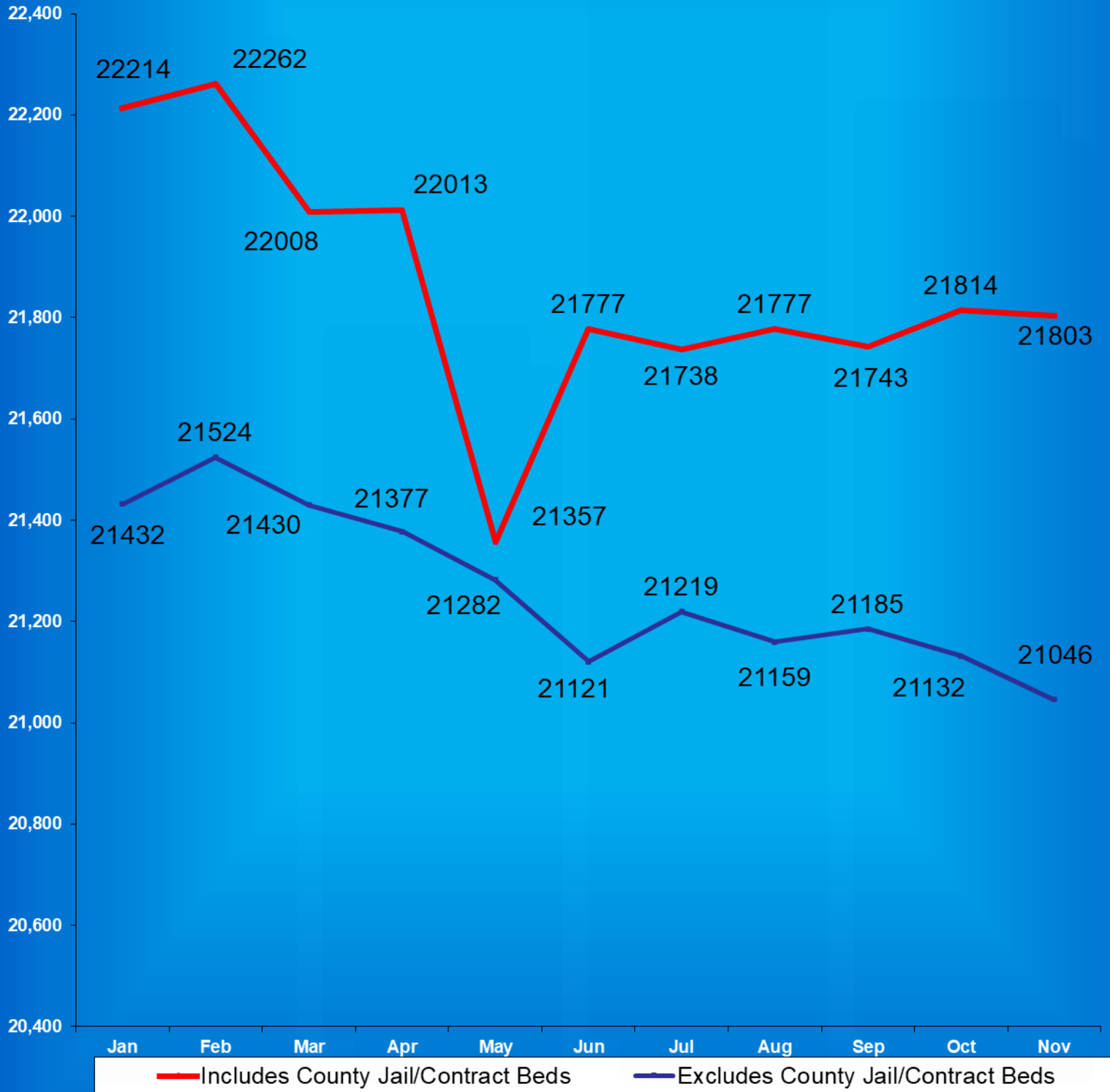
** Other includes Safekeepers, Predispositions, Habitual Offenders, Misdemeanants, and Unknowns

Indiana Department of Correction

Graph E

Average Daily Adult Male Offender Populations

Calendar Year 2021

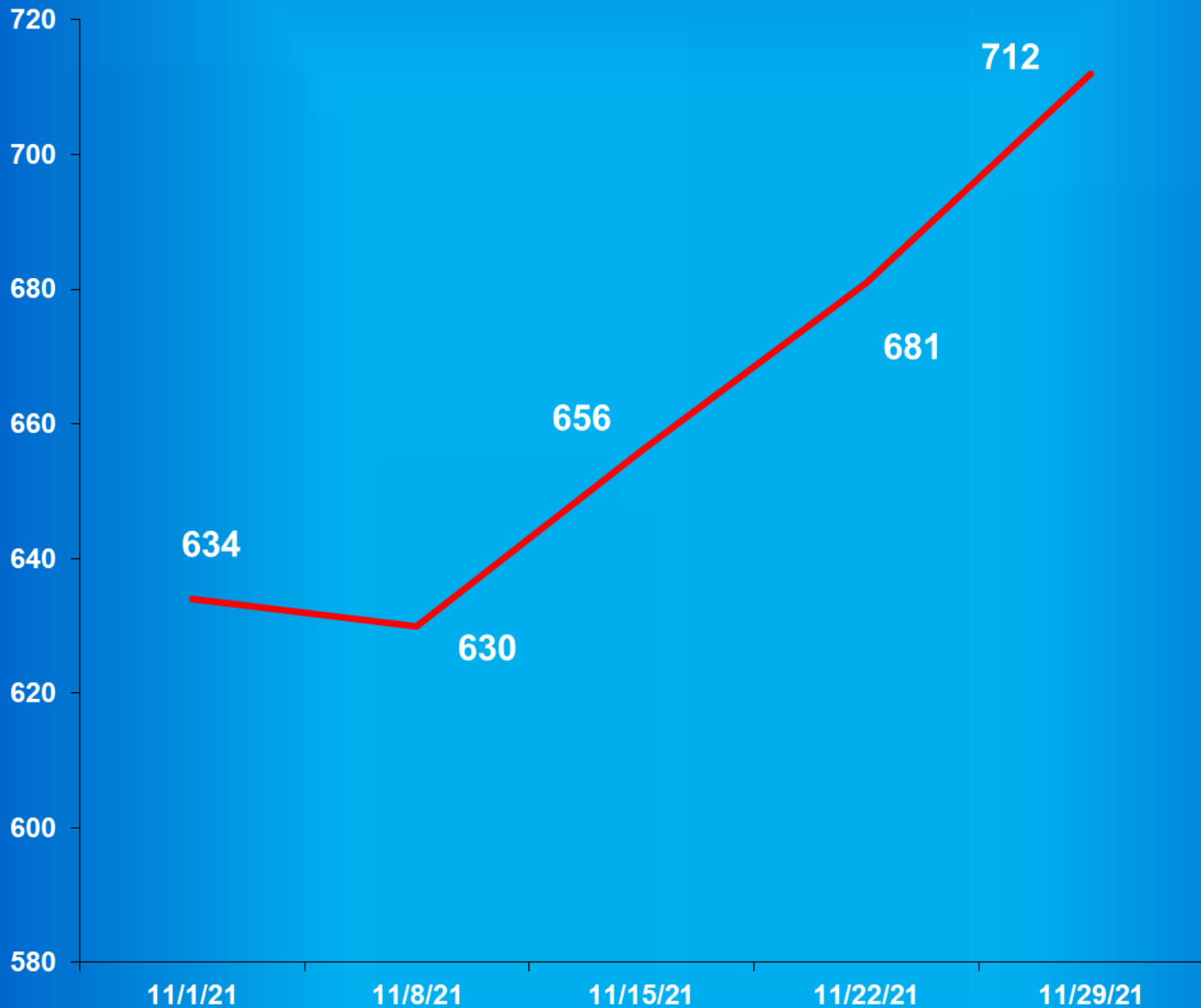


Indiana Department of Correction

Graph F

Adult Males Held in County Jails

November 2021



- Offenders held in county jails are newly sentenced offenders with completed court documents who are awaiting transfer to a DOC facility.

- Jail counts are a dynamic number that are affected by a variety of factors, including; sentencing trends, available DOC beds, and intake process completion.



Juvenile Offender Statistics



Indiana Department Of Correction
Table 13
Monthly Facility Admissions and Releases

Juvenile Offenders
November 2021

Admissions of All Juvenile Males

New Commitment	Re-Commitment	Parolee Return	Return From Escape	Diagnostics/Walk-Thrus
19	3	2	0	4

Releases of All Juvenile Males

Discharge	Parole	Escape	Diagnostics/Walk-Thrus
15	8	0	5

Admissions of All Juvenile Females

New Commitment	Re-Commitment	Parolee Return	Return From Escape	Diagnostics/Walk-Thrus
3	0	0	0	1

Releases of All Juvenile Females

Discharge	Parole	Escape	Diagnostics/Walk-Thrus
4	1	0	1

Sources:

SAS - mnthadm4_pgm_tbl13.pgm

SAS - mnthext4_pgm_tbl13.pgm

Indiana Department of Correction

Table 14

New Admissions by County of Commitment - Juveniles

November 2021

County	Admission Type			County	Admission Type		
	New Commits	Re Commits	Total		New Commits	Re Commits	Total
Adams	0	0	0	Madison	0	0	0
Allen	1	0	1	Marion	5	0	5
Bartholomew	0	0	0	Marshall	1	0	1
Benton	0	0	0	Martin	0	0	0
Blackford	0	0	0	Miami	0	0	0
Boone	0	0	0	Monroe	0	0	0
Brown	0	0	0	Montgomery	0	0	0
Carroll	0	0	0	Morgan	1	0	1
Cass	0	0	0	Newton	0	0	0
Clark	0	0	0	Noble	0	0	0
Clay	0	0	0	Ohio	0	0	0
Clinton	0	0	0	Orange	0	0	0
Crawford	0	0	0	Owen	0	0	0
Daviess	0	0	0	Parke	0	0	0
Dearborn	0	0	0	Perry	0	0	0
Decatur	1	0	1	Pike	0	0	0
DeKalb	2	0	2	Porter	1	0	1
Delaware	0	0	0	Posey	0	0	0
Dubois	0	0	0	Pulaski	0	0	0
Elkhart	1	0	1	Putnam	0	0	0
Fayette	0	0	0	Randolph	0	0	0
Floyd	0	0	0	Ripley	0	0	0
Fountain	0	0	0	Rush	0	0	0
Franklin	0	0	0	St. Joseph	1	0	1
Fulton	0	0	0	Scott	0	0	0
Gibson	2	0	2	Shelby	0	0	0
Grant	0	0	0	Spencer	0	0	0
Greene	0	0	0	Starke	0	0	0
Hamilton	0	1	1	Steuben	0	0	0
Hancock	0	0	0	Sullivan	0	0	0
Harrison	0	0	0	Switzerland	0	0	0
Hendricks	0	0	0	Tippecanoe	0	0	0
Henry	0	0	0	Tipton	0	0	0
Howard	0	0	0	Union	0	0	0
Huntington	0	0	0	Vanderburgh	2	1	3
Jackson	0	0	0	Vermillion	0	0	0
Jasper	0	0	0	Vigo	0	0	0
Jay	0	0	0	Wabash	0	0	0
Jefferson	0	0	0	Warren	0	0	0
Jennings	0	0	0	Warrick	0	0	0
Johnson	1	0	1	Washington	0	0	0
Knox	0	0	0	Wayne	0	0	0
Kosciusko	0	0	0	Wells	0	1	1
LaGrange	0	0	0	White	0	0	0
Lake	2	0	2	Whitley	0	0	0
LaPorte	0	0	0	Unknown	0	0	5
Lawrence	1	0	1	Totals	22	3	30

This data is based on most serious offense and excludes parole violations. This includes five (5) safekeepers classified in this report as Unknown.

Source: Mnthadm4_pgm_tbl14.pgm

Indiana Department of Correction

Table 15

Monthly Releases by County of Commitment - Juveniles

November 2021

County	Release Type			County	Release Type		
	Discharge	Parole	Total		Discharge	Parole	Total
Adams	0	0	0	Madison	0	0	0
Allen	0	1	1	Marion	3	0	3
Bartholomew	0	0	0	Marshall	0	0	0
Benton	0	0	0	Martin	0	0	0
Blackford	0	1	1	Miami	0	0	0
Boone	1	0	1	Monroe	1	0	1
Brown	0	0	0	Montgomery	0	2	2
Carroll	0	0	0	Morgan	0	0	0
Cass	0	0	0	Newton	0	0	0
Clark	0	0	0	Noble	0	1	1
Clay	1	0	1	Ohio	0	0	0
Clinton	0	0	0	Orange	0	0	0
Crawford	0	0	0	Owen	0	0	0
Daviess	0	0	0	Parke	0	0	0
Dearborn	0	0	0	Perry	0	0	0
Decatur	0	0	0	Pike	0	0	0
DeKalb	0	0	0	Porter	0	0	0
Delaware	0	1	1	Posey	0	0	0
Dubois	0	0	0	Pulaski	0	0	0
Elkhart	1	0	1	Putnam	0	0	0
Fayette	0	0	0	Randolph	0	0	0
Floyd	0	0	0	Ripley	0	0	0
Fountain	1	0	1	Rush	0	0	0
Franklin	0	0	0	St. Joseph	1	0	1
Fulton	0	0	0	Scott	0	0	0
Gibson	0	0	0	Shelby	1	0	1
Grant	0	0	0	Spencer	1	0	1
Greene	0	0	0	Starke	0	0	0
Hamilton	0	0	0	Steuben	0	0	0
Hancock	0	0	0	Sullivan	0	0	0
Harrison	0	0	0	Switzerland	0	0	0
Hendricks	0	0	0	Tippecanoe	1	0	1
Henry	0	0	0	Tipton	0	0	0
Howard	2	0	2	Union	0	0	0
Huntington	0	0	0	Vanderburgh	3	2	5
Jackson	0	0	0	Vermillion	0	0	0
Jasper	0	0	0	Vigo	0	0	0
Jay	0	0	0	Wabash	0	0	0
Jefferson	0	0	0	Warren	0	0	0
Jennings	0	0	0	Warrick	0	0	0
Johnson	0	0	0	Washington	0	0	0
Knox	0	0	0	Wayne	0	0	0
Kosciusko	0	1	1	Wells	0	0	0
LaGrange	0	0	0	White	0	0	0
Lake	1	0	1	Whitley	1	0	1
LaPorte	0	0	0	Unknown	0	0	0
Lawrence	0	0	0	Totals	19	9	28

Some discharges may be releases to County Probation - data is unable to be separated.

Diagnostics and Escapes are excluded.

Source: Mnthext4_pgm_tbl15.pgm

Indiana Department of Correction
Table 16
Total Number of Committing Offenses for Juveniles
Committed to the Indiana Department of Correction

November 2021

OFFENSE (Citation Code)	NUMBER OF OFFENSES			
	This Month		This Calendar Year	
LEVEL I	Female	Male	Female	Male
Aggravated Battery (35-42-2-1.5)	0	0	0	2
Arson (35-43-1-1)	0	0	0	1
Battery (35-42-2-1)	0	0	2	15
Battery by Bodily Waste (35-42-2-6)	0	0	0	6
Burglary (35-43-2-1)	0	0	0	18
Carjacking (35-42-5-2)	0	0	0	0
Carrying Handgun w/o License (35-47-2-1)	0	0	0	28
Changing, Altering, Removing, Obliterating ID of Handgun (35-47-2-18)	0	0	0	0
Child Exploitation (35-42-4-4)	0	0	1	5
Child Molesting (35-42-4-3)	0	0	0	14
Child Seduction (35-42-4-7)	0	0	0	0
Child Selling (35-46-1-4)	0	0	0	0
Child Solicitation (35-42-4-6)	0	0	0	0
Child in Possession of Handgun (35-47-10-5)	0	0	0	2
Consumer Product Tampering (35-45-8-3)	0	0	0	0
Criminal Confinement (35-42-3-3)	0	0	0	1
Criminal Deviate Conduct (35-42-4-2)	0	0	0	0
Criminal Gang Intimidation (35-45-9-4)	0	0	0	0
Criminal Gang Recruitment	0	0	0	0
Criminal Recklessness (35-42-2-2)	0	0	0	16
Dangerous Possession of a Firearm (35-47-10-5)	0	0	0	24
Dealing in a Sawed-Off Shotgun (35-47-5-4.1)	0	0	0	0
Distribution of a Destructive Device (IC 35-47.5-5-5)	0	0	0	0
Domestic Battery (35-42-2-1.3)	0	0	2	16
Driving While Intoxicated Resulting in Death (9-30-5-5)	0	0	0	0
False Application for Handgun (35-47-2-8)	0	0	0	0
False, Altering Handgun License (35-47-2-22)	0	0	0	0
Feticide (35-42-1-6)	0	0	0	0
Handgun, False ID (35-47-2-17)	0	0	0	0
Incest (35-46-1-3)	0	0	0	0
Interference with Custody (35-42-3-4)	0	0	0	0
Intimidation (35-45-2-1)	0	0	0	0
Involuntary Manslaughter (35-42-1-4)	0	0	0	0
Kidnapping (35-42-3-2)	0	0	0	0
Murder (35-42-1-1)	0	0	0	2
Neglect of a Dependent (35-46-1-4)	0	0	0	0
Operation of a Machine Gun/Hurling a Bomb (35-47-5-9)	0	0	0	0
Overpass Mischief (35-42-2-5)	0	0	0	0
Pointing a Firearm (35-47-4-3)	0	0	0	3
Possession of Firearm on School Property (35-47-9-2)	0	0	0	0
Possession of a Machine Gun or Bomb (35-47-5-9)	0	0	0	0
Rape (35-42-4-1)	0	0	0	1
Reckless Homicide (35-42-1-5)	0	0	0	2
Resisting Law Enforcement (35-44-3-3)	0	0	0	0
Robbery (35-42-5-1)	0	0	1	28
Sell, Manufacture, Possess, Purchase Explosive (35-47-5-1)	0	0	0	0
Sell, Transfer, HIV Blood (35-42-1-7)	0	0	0	0
Selling, Transferring, Giving Handgun to Under 18 (35-47-2-7)	0	0	0	0
Sexual Battery (35-42-4-8)	0	0	0	1
Sexual Misconduct (35-44-1-5)	0	0	0	0
Sexual Misconduct with a Minor (35-42-4-9)	0	0	0	0
Stalking (35-45-10-5)	0	0	0	0
Strangulation (35-42-2-9)	0	0	0	1
Unlawful Delivery of Confiscated Firearm (35-47-3-4)	0	0	0	0
Unlawful Use of Body Armor (35-47-5-13)	0	0	0	0
Unlawful Use of Stun Gun (35-47-8-5)	0	0	0	0
Vicarious Sexual Gratification (35-42-4-5)	0	0	0	0
Voluntary Manslaughter (35-42-1-3)	0	0	0	0
Sub-Total	0	0	0	186

LEVEL II

Assisting a Criminal (35-44-3-2)	0	0	0	1
Chinese Throwing Star (35-47-5-12)	0	0	0	0
Criminal Gang Activity (35-45-9-3)	0	0	0	0
Criminal Recklessness (35-42-2-2)	0	0	0	0
Dealing Anabolic Steroid (16-42-19-27)	0	0	0	0
Dealing Methamphetamine (35-48-4-1.1)	0	0	0	0
Dealing in Cocaine or Narcotic Drug (35-48-4-1)	0	0	0	0
Dealing in Marijuana, Hash Oil, or Hashish (35-48-4-10)	0	0	0	2
Dealing in a Schedule I, II, or III Controlled Substance (35-48-4-2)	0	0	1	0
Dealing in a Schedule IV Controlled Substance (35-48-4-3)	0	0	1	0
Dealing in a Schedule V Controlled Substance (35-48-4-4)	0	0	0	0
Dealing in a Substance Represented to be a Controlled Substance (35-48-4-4.5)	0	0	0	0
Delivery of Weapon to Intoxicated Person (35-47-4-1)	0	0	0	0
Disarming Law Enforcement Officer (35-44.1-3-2)	0	0	0	2
Escape/Failure to Return to Lawful Detention (35-44-3-5)	0	0	2	9
Inmate w/ Deadly Weapon (35-44.1-3-7)	0	0	0	0
Interference with Custody (35-42-3-4)	0	0	0	0
Intimidation (35-45-2-1)	0	0	1	22
Knife with Automatic Blade (35-47-5-2)	0	0	0	0
Loan Sharking (35-45-7-2)	0	0	0	0
Maintaining a Common Nuisance (35-48-4-13)	0	0	0	0
Making loan secured by mortgage, deposit or pledge of handgun (35-47-4-2)	0	0	0	0
Manufacture, Distribution, Possession of a Substance Represented to be a Controlled Substance (35-48-4-4)	0	0	0	0
Neglect of a Dependent (35-46-1-4)	0	0	0	0
Poss Precursors w/ Intent to Manufacture Etc. (35-48-4-14.5)	0	0	0	0
Possession of a Controlled Substance (35-48-4-7)	0	0	1	0
Possession of a Knife on School Property (35-47-5-2.5)	0	0	0	1
Promoting Prostitution (35-45-4-4)	0	0	0	0
Purchase, Possession or Sale of Stun Gun (35-47-8-5)	0	0	0	0
Resisting Law Enforcement (35-44-3-3)	0	0	0	10
Rioting with a Deadly Weapon (35-45-1-2)	0	0	0	0
Sale, Possession, Use of Legend Drug (16-42-19-27)	0	0	0	0
Sexual Misconduct with a Minor (35-42-4-9)	0	0	0	0
Stalking (35-45-10-5)	0	0	0	0
Trafficking with an Inmate (35-44-3-9)	0	0	0	0
Use of Stun Gun in Commission of a Crime (35-47-8-5)	0	0	0	0
Sub-Total	0	0	6	47

LEVEL III

Accident /Failure to Stop (9-26-1-8)	0	0	0	0
Accident, Property Damage with Injury (9-26-1-8)	0	0	0	0
Altering or Damaging Computer (35-43-1-4)	0	0	0	0
Auto Theft, Receiving Stolen Parts (35-43-4-2.5)	0	0	3	19
Battery (35-42-2-1)	0	0	5	29
Battery by Bodily Waste (35-42-2-6)	0	0	0	0
Bestiality	0	0	0	0
Bribery (35-44-1-1)	0	0	0	0

LEVEL III (cont'd)	NUMBER OF OFFENSES			
	This Month		This Calendar Year	
	Female	Male	Female	Male
Burglary (35-43-2-1)	0	0	0	0
Check Deception (35-43-5-5)	0	0	0	0
Check Fraud (35-43-5-12)	0	0	0	0
Child Exploitation (35-42-4-4)	0	0	0	0
Controlled Substance Registration (35-48-4-14)	0	0	0	0
Conversion (35-43-4-3)	0	0	1	10
Criminal Mischief (35-43-1-2)	0	0	3	30
Criminal Recklessness (35-42-2-2)	0	0	0	1
Criminal Trespass (35-43-2-2)	0	0	1	6
Dealing in Altered Property (35-43-4-2.3)	0	0	0	0
Dealing in Marijuana, Hash Oil, or Hashish (35-48-4-10)	0	0	0	0
Dealing in Paraphernalia (35-48-4-8.5)	0	0	0	0
Dealing in a Schedule IV Controlled Substance (35-48-4-3)	0	0	0	0
Distribution of Material Harmful to Minor (35-49-3-3)	0	0	0	0
Escape/Failure to Return to Lawful Detention (35-44-3-5)	0	0	4	18
Failure to Appear (35-44-3-6)	0	0	0	0
False Reporting (35-44-2-2)	0	0	0	0
Forgery (35-43-5-2)	0	0	0	0
Fraud (35-43-5-4)	0	0	0	2
Fraud on Financial Institution (35-45-5-8)	0	0	0	0
Home Improvement Fraud (35-43-6-13)	0	0	0	0
Identity Deception (35-43-5-3.5)	0	0	0	0
Interference with Custody (35-42-3-4)	0	0	0	0
Interference with Reporting Crime (35-42-2-5)	0	0	0	0
Invasion of Privacy (35-46-1-15.1)	0	0	0	1
Kill Domestic Animal	0	0	0	0
Manufacture of Paraphernalia (35-48-4-8.1)	0	0	0	0
Nonsupport of Child (35-46-1-5)	0	0	0	0
Nonsupport of Spouse (35-46-1-6)	0	0	0	0
Obscene Performance (35-49-3-1)	0	0	0	0
Obstructing Fireman (35-44-3-8)	0	0	0	0
Obstructing Traffic (35-42-2-4)	0	0	0	0
Obstruction of Justice (35-44-3-4)	0	0	1	0
Operating Vehicle After Lifetime Forfeiture (9-30-10-17)	0	0	0	0
Operating Vehicle While Intoxicated (9-30-5-4)	0	0	0	0
Operating Vehicle While Intoxicated with Prior (9-30-5-3)	0	0	0	0
Patronizing a Prostitute (35-45-4-3)	0	0	0	0
Perjury (35-44-2-1)	0	0	0	0
Possession of Cocaine or Narcotic Drug (35-48-4-6)	0	0	0	0
Possession of Marijuana, Hash Oil, or Hashish (35-48-4-11)	0	0	0	0
Possession of Methamphetamines (35-48-4-6.1)	0	0	2	2
Possession of Paraphernalia (35-48-4-8.3)	0	0	0	0
Possession of a Controlled Substance (35-48-4-7)	0	0	2	3
Possession of a Syringe (16-42-19-18)	0	0	2	0
Possession/Use of Legend Drug (16-42-19-13)	0	0	0	1
Professional Gambling (35-45-5-3)	0	0	0	0
Profiting from Adoption (35-46-1-9)	0	0	0	0
Promoting Professional Gambling (35-45-5-4)	0	0	0	0
Promoting Prostitution (35-45-4-4)	0	0	0	0
Prostitution (35-45-4-2)	0	0	0	0
Public Indecency (35-45-4-1)	0	0	0	3
Public Nudity (35-45-4-1.5)	0	0	0	0
Railroad Mischief (35-42-2-5.5)	0	0	0	0
Receiving Stolen Auto Parts (35-43-4-2.5)	0	0	0	0
Receiving Stolen Property (35-43-4-2)	0	0	0	0
Residential Entry (35-43-2-1.5)	0	0	1	3
Resisting Law Enforcement (35-44-3-3)	0	0	8	33
Rioting (35-45-1-2)	0	0	0	0

LEVEL III (cont'd)	NUMBER OF OFFENSES			
	This Month		This Calendar Year	
	Female	Male	Female	Male
Sale, Possession, Use of Legend Drug (16-42-19-27)	0	0	0	0
Selling, Distributing, Exhibiting Obscene Material (35-49-3-1)	0	0	0	0
Stalking (35-45-10-5)	0	0	0	0
Synthetic Drug (35-48-4-11.5)	0	0	0	0
Theft (35-43-4-2)	0	0	5	41
Torture or Mutilation of Animal (35-46-3-12)	0	0	0	0
Trafficking with an Inmate (35-44-3-9)	0	0	0	0
Unauthorized Possession of Prescription Form (35-48-4-14)	0	0	0	0
Unlawful Entry of Motor Vehicle (35-43-4-2.7)	0	0	0	1
Voyeurism (35-45-4-5)	0	0	0	0
Welfare Fraud (35-43-5-7)	0	0	0	0
Sub-Total	0	0	38	203

LEVEL IV

Absence From Home Detention (35-38-2.5-10)	0	0	0	1
Accident/Failure to Stop (9-26-1-8)	0	0	0	2
Alcohol Violation (31-37-2-6)	0	0	0	1
Animal Cruelty (35-46-3-12)	0	0	0	0
Assisting a Criminal (35-44-3-2)	0	0	0	0
Beats Vertebrate Animal (35-46-3-12)	0	0	0	0
Check Deception (35-43-5-5)	0	0	0	0
Common Nuisance (35-48-4-13)	0	0	0	1
Computer Trespassing (35-43-2-3)	0	0	0	0
Counterfeiting Auto Registration (9-18-2-42)	0	0	0	0
Counterfeiting a Driver's License (9-24-18-7)	0	0	0	0
Curfew Violation (31-37-2-5)	0	0	0	0
Deception (35-43-5-3)	0	0	0	0
Deer Outside Hours (14-22-6-1)	0	0	0	0
Deer w/ Illegal Device (14-22-6-1)	0	0	0	0
Disorderly Conduct (35-45-1-3)	0	0	2	11
Dissemination of Material Harmful to Minor (35-49-3-3)	0	0	0	0
Driving While Intoxicated (9-11-2-3)	0	0	0	0
Driving with Suspended License (9-24-19-2)	0	0	0	0
Exploitation of Dependent/Endangered Adult (35-46-1-12)	0	0	0	0
Failure to Appear (35-44-3-6)	0	0	0	0
Failure to Disclose Recruitment (35-46-4-4)	0	0	0	0
Failure to Respond to Summons (35-44-3-6.5)	0	0	0	0
False Auto Registration (9-18-2-44)	0	0	0	0
False Identity Statement (35-44-2-6)	0	0	0	1
False Informing (35-44-2-2)	0	0	4	4
Flag Desecration (35-45-1-4)	0	0	0	0
Glue Sniffing (35-46-6-2)	0	0	0	0
Habitual Disobedience of Parent, Guardian, or Custodian (Incorrigible) (31-37-2-4)	0	0	0	1
Harassment (35-45-2-2)	0	0	0	0
Home Improvement Fraud (35-43-6-12)	0	0	0	0
Illegal Consumption of Alcohol (7.1-5-7-7)	0	0	0	1
Illegal Possession of Alcohol (7.1-5-7-7)	0	0	1	2
Impairment of ID Number (35-43-7-4)	0	0	0	0
Interference with Custody (35-42-3-4)	0	0	0	0
Interfering with Law Enforcement Animal (35-46-3-11)	0	0	0	0
Invasion of Privacy (35-46-1-15.1)	0	0	0	0
Leaving Home w/o Permission of Parent, Guardian or Custodian (Runaway) (31-37-2-2)	0	0	5	8
Leaving Scene of Accident (9-26-1-1.1)	0	0	0	0
Maintaining a Common Nuisance (35-48-4-13)	0	0	0	0
Nitrous Oxide Distribution (35-46-6-3)	0	0	0	0
Obscene Performance (35-49-3-1)	0	0	0	0
Obstructing Medical Emergency (35-44-3-8.5)	0	0	0	0
Obstructing Traffic (35-42-2-4)	0	0	0	0
Official Misconduct (35-44.1-1-1)	0	0	0	0

LEVEL IV (cont'd)	NUMBER OF OFFENSES			
	This Month		This Calendar Year	
	Female	Male	Female	Male
Operating Vehicle While Intoxicated (9-30-5-2)	0	0	0	0
Operating Vehicle While Intoxicated/Cntrl'd Sub (9-30-5-1)	0	0	0	0
Operating Vehicle w/o License (9-24-18-1)	0	0	0	4
Operating Vehicle w/o Proof of Financial (9-25-8-2)	0	0	0	0
Operating Vehicle w/o Registration/Plates (9-18-2-43)	0	0	0	0
Possession of Device/Interfere Test (35-43-5-18)	0	0	0	0
Possession of Marijuana, Hash Oil, or Hashish (35-48-4-11)	0	0	6	16
Possession of Paraphernalia (35-48-4-8.3)	0	0	3	5
Possession of Substance Represented to be a Controlled Substance (35-48-4-4.6)	0	0	0	0
Possession, Purchase, Accepting Tobacco (35-46-1-10.5)	0	0	0	0
Probation Violation	0	0	0	107
Public Intoxication (7.1-5-1-3)	0	0	0	1
Receiving Unidentified Property (35-43-7-5)	0	0	0	0
Reckless Driving (9-21-8-52)	0	0	0	0
Refusal to Aid Officer (35-44-3-7)	0	0	0	0
Refusal to Identify Self (34-28-5-3.5)	0	0	0	0
Selling, Distributing, Exhibiting Obscene Material (35-49-3-1)	0	0	0	0
Synthetic Drug (35-48-4-11.5)	0	0	0	0
Taking Deer/Turkey (14-22-6-1)	0	0	0	0
Tattooing a Minor (35-42-2-7)	0	0	0	0
Torture, Kill, Mutilate an Animal (35-46-3-12)	0	0	0	0
Unauthorized Possession of Prescription (35-48-4-14)	0	0	0	0
Unlawful Entry of Motor Vehicle (35-43-4-2.7)	0	0	1	5
Unlawful Gambling (35-45-5-2)	0	0	0	0
Unlawful Use of Railroad Right of Way (8-3-15-3)	0	0	0	0
Vending Machine Vandalism (35-43-4-7)	0	0	0	0
Violation Home Detention	0	0	0	0
Violation Suspended Commitment to DOC	0	0	2	0
Violation of Compulsory School Attendance Law (Truancy) (31-37-2-3)	0	0	0	2
Voyeurism (35-45-4-5)	0	0	0	0
Welfare Fraud (35-45-5-7)	0	0	0	0
Sub-Total	0	0	24	173
GRAND TOTAL NUMBER OF OFFENSES	0	0	74	609

Indiana Department of Correction
Table 17
Number of Juvenile Offenders by Most Serious Offense
Committed to the Indiana Department of Correction

November 2021

MOST SERIOUS OFFENSE (Citation Code)	NUMBER OF JUVENILES			
	This Month		This Calendar Year	
LEVEL I	Female	Male	Female	Male
Aggravated Battery (35-42-2-1.5)	0	0	0	2
Arson (35-43-1-1)	0	0	0	1
Battery (35-42-2-1)	0	4	2	9
Battery by Bodily Waste (35-42-2-6)	0	0	0	4
Burglary (35-43-2-1)	0	1	0	12
Carjacking (35-42-5-2)	0	0	0	0
Carrying Handgun w/o License (35-47-2-1)	0	0	0	14
Changing, Altering, Removing, Obliterating ID of Handgun (35-47-2-18)	0	0	0	0
Child Exploitation (35-42-4-4)	0	0	1	2
Child Molesting (35-42-4-3)	0	1	0	10
Child Seduction (35-42-4-7)	0	0	0	0
Child Selling (35-46-1-4)	0	0	0	0
Child Solicitation (35-42-4-6)	0	0	0	0
Child in Possession of Handgun (35-47-10-5)	0	0	0	0
Consumer Product Tampering (35-45-8-3)	0	0	0	0
Criminal Confinement (35-42-3-3)	0	0	0	1
Criminal Deviate Conduct (35-42-4-2)	0	0	0	0
Criminal Gang Intimidation (35-45-9-4)	0	0	0	0
Criminal Gang Recruitment	0	0	0	0
Criminal Recklessness (35-42-2-2)	0	1	0	12
Dangerous Possession of a Firearm (35-47-10-5)	0	3	0	13
Dealing in a Sawed-Off Shotgun (35-47-5-4.1)	0	0	0	0
Distribution of a Destructive Device (IC 35-47.5-5-5)	0	0	0	0
Domestic Battery (35-42-2-1.3)	1	0	2	12
Driving While Intoxicated Resulting in Death (9-30-5-5)	0	0	0	0
False Application for Handgun (35-47-2-8)	0	0	0	0
False, Altering Handgun License (35-47-2-22)	0	0	0	0
Feticide (35-42-1-6)	0	0	0	0
Handgun, False ID (35-47-2-17)	0	0	0	0
Incest (35-46-1-3)	0	0	0	0
Interference with Custody (35-42-3-4)	0	0	0	0
Intimidation (35-45-2-1)	0	0	0	0
Involuntary Manslaughter (35-42-1-4)	0	0	0	0
Kidnapping (35-42-3-2)	0	0	0	0
Murder (35-42-1-1)	0	1	0	2
Neglect of a Dependent (35-46-1-4)	0	0	0	0
Operation of a Machine Gun/Hurling a Bomb (35-47-5-9)	0	0	0	0
Overpass Mischief (35-42-2-5)	0	0	0	0
Pointing a Firearm (35-47-4-3)	0	0	0	1
Possession of Firearm on School Property (35-47-9-2)	0	0	0	0
Possession of a Machine Gun or Bomb (35-47-5-9)	0	0	0	0
Rape (35-42-4-1)	0	0	0	1
Reckless Homicide (35-42-1-5)	0	0	0	2
Resisting Law Enforcement (35-44-3-3)	0	0	0	0
Robbery (35-42-5-1)	0	2	1	21
Sell, Manufacture, Possess, Purchase Explosive (35-47-5-1)	0	0	0	0
Sell, Transfer, HIV Blood (35-42-1-7)	0	0	0	0
Selling, Transferring, Giving Handgun to Under 18 (35-47-2-7)	0	0	0	0
Sexual Battery (35-42-4-8)	0	0	0	1
Sexual Misconduct (35-44-1-5)	0	0	0	0

LEVEL I (cont'd)	NUMBER OF JUVENILES			
	This Month		This Calendar Year	
	Female	Male	Female	Male
Sexual Misconduct with a Minor (35-42-4-9)	0	0	0	0
Stalking (35-45-10-5)	0	0	0	0
Strangulation (35-42-2-9)	0	0	0	0
Unlawful Delivery of Confiscated Firearm (35-47-3-4)	0	0	0	0
Unlawful Use of Body Armor (35-47-5-13)	0	0	0	0
Unlawful Use of Stun Gun (35-47-8-5)	0	0	0	0
Vicarious Sexual Gratification (35-42-4-5)	0	0	0	0
Voluntary Manslaughter (35-42-1-3)	0	0	0	0
Sub-Total	1	13	6	120

LEVEL II				
Assisting a Criminal (35-44-3-2)	0	0	0	0
Chinese Throwing Star (35-47-5-12)	0	0	0	0
Criminal Gang Activity (35-45-9-3)	0	0	0	0
Criminal Recklessness (35-42-2-2)	0	0	0	0
Dealing Anabolic Steroid (16-42-19-27)	0	0	0	0
Dealing Methamphetamine (35-48-4-1.1)	0	0	0	0
Dealing in Cocaine or Narcotic Drug (35-48-4-1)	0	0	0	0
Dealing in Marijuana, Hash Oil, or Hashish (35-48-4-10)	0	0	0	1
Dealing in a Schedule I, II, or III Controlled Substance (35-48-4-2)	0	0	1	0
Dealing in a Schedule IV Controlled Substance (35-48-4-3)	0	0	1	0
Dealing in a Schedule V Controlled Substance (35-48-4-4)	0	0	0	0
Dealing in a Substance Represented to be a Controlled Substance (35-48-4-4.5)	0	0	0	0
Delivery of Weapon to Intoxicated Person (35-47-4-1)	0	0	0	0
Disarming Law Enforcement Officer (35-44.1-3-2)	0	0	0	0
Escape/Failure to Return to Lawful Detention (35-44-3-5)	0	0	1	7
Inmate w/ Deadly Weapon (35-44.1-3-7)	0	0	0	0
Interference with Custody (35-42-3-4)	0	0	0	0
Intimidation (35-45-2-1)	0	3	1	15
Knife with Automatic Blade (35-47-5-2)	0	0	0	0
Loan Sharking (35-45-7-2)	0	0	0	0
Maintaining a Common Nuisance (35-48-4-13)	0	0	0	0
Making loan secured by mortgage, deposit or pledge of handgun (35-47-4-2)	0	0	0	0
Manufacture, Distribution, Possession of a Substance Represented to be a Controlled Substance (35-48-4-4.5)	0	0	0	0
Neglect of a Dependent (35-46-1-4)	0	0	0	0
Poss precursors w/intent to manufacture etc. (35-48-4-14.5)	0	0	0	0
Possession of a Controlled Substance (35-48-4-7)	0	0	0	0
Possession of a Knife on School Property (35-47-5-2.5)	0	0	0	1
Promoting Prostitution (35-45-4-4)	0	0	0	0
Purchase, Possession or Sale of Stun Gun (35-47-8-5)	0	0	0	0
Resisting Law Enforcement (35-44-3-3)	0	0	0	4
Rioting with a Deadly Weapon (35-45-1-2)	0	0	0	0
Sale, Possession, Use of Legend Drug (16-42-19-27)	0	0	0	0
Sexual Misconduct with a Minor (35-42-4-9)	0	0	0	0
Stalking (35-45-10-5)	0	0	0	0
Trafficking with an Inmate (35-44-3-9)	0	0	0	0
Use of Stun Gun in Commission of a Crime (35-47-8-5)	0	0	0	0
Sub-Total	0	3	4	28

LEVEL III				
Accident /Failure to Stop (9-26-1-8)	0	0	0	0
Accident, Property Damage with Injury (9-26-1-8)	0	0	0	0
Altering or Damaging Computer (35-43-1-4)	0	0	0	0
Auto Theft, Receiving Stolen Parts (35-43-4-2.5)	1	0	1	3
Battery (35-42-2-1)	0	1	3	5
Bestiality	0	0	0	0
Bribery (35-44-1-1)	0	0	0	0
Burglary (35-43-2-1)	0	0	0	0
Check Deception (35-43-5-5)	0	0	0	0

LEVEL III (cont'd)	NUMBER OF JUVENILES			
	This Month		This Calendar Year	
	Female	Male	Female	Male
Check Fraud (35-43-5-12)	0	0	0	0
Child Exploitation (35-42-4-4)	0	0	0	0
Controlled Substance Registration (35-48-4-14)	0	0	0	0
Conversion (35-43-4-3)	0	0	1	3
Criminal Mischief (35-43-1-2)	1	0	1	5
Criminal Recklessness (35-42-2-2)	0	0	0	1
Criminal Trespass (35-43-2-2)	0	1	1	3
Dealing in Altered Property (35-43-4-2.3)	0	0	0	0
Dealing in Marijuana, Hash Oil, or Hashish (35-48-4-10)	0	0	0	0
Dealing in Paraphernalia (35-48-4-8.5)	0	0	0	0
Distribution of Material Harmful to Minor (35-49-3-3)	0	0	0	0
Escape/Failure to Return to Lawful Detention (35-44-3-5)	0	0	3	9
Failure to Appear (35-44-3-6)	0	0	0	0
False Reporting (35-44-2-2)	0	0	0	0
Forgery (35-43-5-2)	0	0	0	0
Fraud (35-43-5-4)	0	0	0	1
Fraud on Financial Institution (35-45-5-8)	0	0	0	0
Home Improvement Fraud (35-43-6-13)	0	0	0	0
Identity Deception (35-43-5-3.5)	0	0	0	0
Interference with Custody (35-42-3-4)	0	0	0	0
Interference with Reporting Crime (35-42-2-5)	0	0	0	0
Invasion of Privacy (35-46-1-15.1)	0	0	0	0
Kill Domestic Animal	0	0	0	0
Manufacture of Paraphernalia (35-48-4-8.1)	0	0	0	0
Nonsupport of Child (35-46-1-5)	0	0	0	0
Nonsupport of Spouse (35-46-1-6)	0	0	0	0
Obscene Performance (35-49-3-1)	0	0	0	0
Obstructing Fireman (35-44-3-8)	0	0	0	0
Obstructing Traffic (35-42-2-4)	0	0	0	0
Obstruction of Justice (35-44-3-4)	0	0	1	0
Operating Vehicle After Lifetime Forfeiture (9-30-10-17)	0	0	0	0
Operating Vehicle While Intoxicated (9-30-5-4)	0	0	0	0
Operating Vehicle While Intoxicated with Prior (9-30-5-3)	0	0	0	0
Patronizing a Prostitute (35-45-4-3)	0	0	0	0
Perjury (35-44-2-1)	0	0	0	0
Possession of Cocaine or Narcotic Drug (35-48-4-6)	0	0	0	0
Possession of Marijuana, Hash Oil, or Hashish (35-48-4-11)	0	0	0	0
Possession of Methamphetamines (35-48-4-6.1)	0	0	2	1
Possession of Paraphernalia (35-48-4-8.3)	0	0	0	0
Possession of a Controlled Substance (35-48-4-7)	0	0	0	1
Possession of a Syringe (16-42-19-18)	0	0	0	0
Possession/Use of Legend Drug (16-42-19-13)	0	0	0	1
Professional Gambling (35-45-5-3)	0	0	0	0
Profiting from Adoption (35-46-1-9)	0	0	0	0
Promoting Professional Gambling (35-45-5-4)	0	0	0	0
Promoting Prostitution (35-45-4-4)	0	0	0	0
Prostitution (35-45-4-2)	0	0	0	0
Public Indecency (35-45-4-1)	0	0	0	2
Public Nudity (35-45-4-1.5)	0	0	0	0
Railroad Mischief (35-42-2-5.5)	0	0	0	0
Receiving Stolen Property (35-43-4-2)	0	0	0	0
Residential Entry (35-43-2-1.5)	0	0	1	2
Resisting Law Enforcement (35-44-3-3)	0	3	2	6
Rioting (35-45-1-2)	0	0	0	0
Sale, Possession, Use of Legend Drug (16-42-19-27)	0	0	0	0
Selling, Distributing, Exhibiting Obscene Material (35-49-3-1)	0	0	0	0

LEVEL III (Cont.)	NUMBER OF JUVENILES			
	This Month		This Calendar Year	
	Female	Male	Female	Male
Stalking (35-45-10-5)	0	0	0	0
Synthetic Drug (35-48-4-11.5)	0	0	0	0
Theft (35-43-4-2)	0	1	4	9
Torture or Mutilation of Animal (35-46-3-12)	0	0	0	0
Trafficking with an Inmate (35-44-3-9)	0	0	0	0
Unauthorized Possession of Prescription Form (35-48-4-14)	0	0	0	0
Unlawful Entry of Motor Vehicle (35-43-4-2.7)	0	0	0	1
Voyeurism (35-45-4-5)	0	0	0	0
Welfare Fraud (35-43-5-7)	0	0	0	0
Sub-Total	2	6	20	53
LEVEL IV				
Absence From Home Detention (35-38-2.5-10)	0	0	0	0
Accident/Failure to Stop (9-26-1-8)	0	0	0	0
Assisting a Criminal (35-44-3-2)	0	0	0	0
Beats Vertebrate Animal (35-46-3-12)	0	0	0	0
Check Deception (35-43-5-5)	0	0	0	0
Common Nuisance (35-48-4-13)	0	0	0	0
Computer Trespassing (35-43-2-3)	0	0	0	0
Counterfeiting Auto Registration (9-18-2-42)	0	0	0	0
Counterfeiting a Driver's License (9-24-18-7)	0	0	0	0
Curfew Violation (31-37-2-5)	0	0	0	0
Deception (35-43-5-3)	0	0	0	0
Disorderly Conduct (35-45-1-3)	0	0	0	1
Dissemination of Material Harmful to Minor (35-49-3-3)	0	0	0	0
Driving with Suspended License (9-24-19-2)	0	0	0	0
Exploitation of Dependent/Endangered Adult (35-46-1-12)	0	0	0	0
Failure to Appear (35-44-3-6)	0	0	0	0
Failure to Disclose Recruitment (35-46-4-4)	0	0	0	0
Failure to Respond to Summons (35-44-3-6.5)	0	0	0	0
False Auto Registration (9-18-2-44)	0	0	0	0
False Identity Statement (35-44-2-6)	0	0	0	0
False Informing (35-44-2-2)	0	0	1	1
Flag Desecration (35-45-1-4)	0	0	0	0
Glue Sniffing (35-46-6-2)	0	0	0	0
Habitual Disobedience of Parent, Guardian, or Custodian (Incorrigible) (31-37-2-4)	0	0	0	0
Harassment (35-45-2-2)	0	0	0	0
Home Improvement Fraud (35-43-6-12)	0	0	0	0
Illegal Consumption of Alcohol (7.1-5-7-7)	0	0	0	0
Illegal Possession of Alcohol (7.1-5-7-7)	0	0	0	0
Impairment of ID Number (35-43-7-4)	0	0	0	0
Interference with Custody (35-42-3-4)	0	0	0	0
Interfering with Law Enforcement Animal (35-46-3-11)	0	0	0	0
Invasion of Privacy (35-46-1-15.1)	0	0	0	0
Leaving Home w/o Permission of Parent, Guardian or Custodian (Runaway) (31-37-2-2)	0	0	0	0
Nitrous Oxide Distribution (35-46-6-3)	0	0	0	0
Obscene Performance (35-49-3-1)	0	0	0	0
Obstructing Medical Emergency (35-44-3-8.5)	0	0	0	0
Obstructing Traffic (35-42-2-4)	0	0	0	0
Operating Vehicle While Intoxicated (9-30-5-2)	0	0	0	0
Operating Vehicle While Intoxicated/Cntrl'd Sub (9-30-5-1)	0	0	0	0
Operating Vehicle w/o License (9-24-18-1)	0	0	0	1
Operating Vehicle w/o Proof of Financial (9-25-8-2)	0	0	0	0
Operating Vehicle w/o Registration/Plates (9-18-2-43)	0	0	0	0
Possession of Marijuana, Hash Oil, or Hashish (35-48-4-11)	0	0	2	2
Possession of Paraphernalia (35-48-4-8.3)	0	0	1	0
Possession of Substance Represented to be a Controlled Substance (35-48-4-4.6)	0	0	0	0
Possession, Purchase, Accepting Tobacco (35-46-1-10.5)	0	0	0	0
Probation Violation	0	0	0	0
Public Intoxication (7.1-5-1-3)	0	0	0	0
Receiving Unidentified Property (35-43-7-5)	0	0	0	0
Reckless Driving (9-21-8-52)	0	0	0	0
Refusal to Aid Officer (35-44-3-7)	0	0	0	0

LEVEL IV (cont'd)	NUMBER OF JUVENILES				
	This Month		This Calendar Year		
	Female	Male	Female	Male	
Refusal to Identify Self (34-28-5-3.5)	0	0	0	0	
Selling, Distributing, Exhibiting Obscene Material (35-49-3-1)	0	0	0	0	
Synthetic Drug	0	0	0	0	
Torture, Kill, Mutilate an Animal (35-46-3-12)	0	0	0	0	
Unauthorized Possession of Prescription (35-48-4-14)	0	0	0	0	
Unlawful Entry of Motor Vehicle (35-43-4-2.7)	0	0	0	0	
Unlawful Gambling (35-45-5-2)	0	0	0	0	
Unlawful Use of Railroad Right of Way (8-3-15-3)	0	0	0	0	
Vending Machine Vandalism (35-43-4-7)	0	0	0	0	
Violation Home Detention	0	0	0	0	
Violation Suspended Commitment to DOC	0	0	0	0	
Violation of Compulsory School Attendance Law (Truancy) (31-37-2-3)	0	0	0	0	
Voyeurism (35-45-4-5)	0	0	0	0	
Welfare Fraud (35-45-5-7)	0	0	0	0	
	Sub-Total	0	0	4	5
GRAND TOTAL NUMBER OF JUVENILES		3	22	34	206

Indiana Department of Correction
Table 18
Juvenile Female New Commitments

<u>Month</u>	<u>2016</u>	<u>2017</u>	<u>2018</u>	<u>2019</u>	<u>2020</u>	<u>2021</u>
January	6	2	3	10	3	4
February	10	5	8	4	5	0
March	11	6	4	7	3	1
April	9	2	7	3	5	3
May	4	6	8	8	5	6
June	11	7	2	3	4	6
July	4	8	12	9	3	3
August	4	5	4	2	1	5
September	7	8	8	4	4	3
October	5	6	5	6	2	2
November	6	7	8	2	5	3
December	<u>5</u>	<u>12</u>	<u>8</u>	<u>5</u>	<u>3</u>	
TOTALS	82	74	77	63	43	

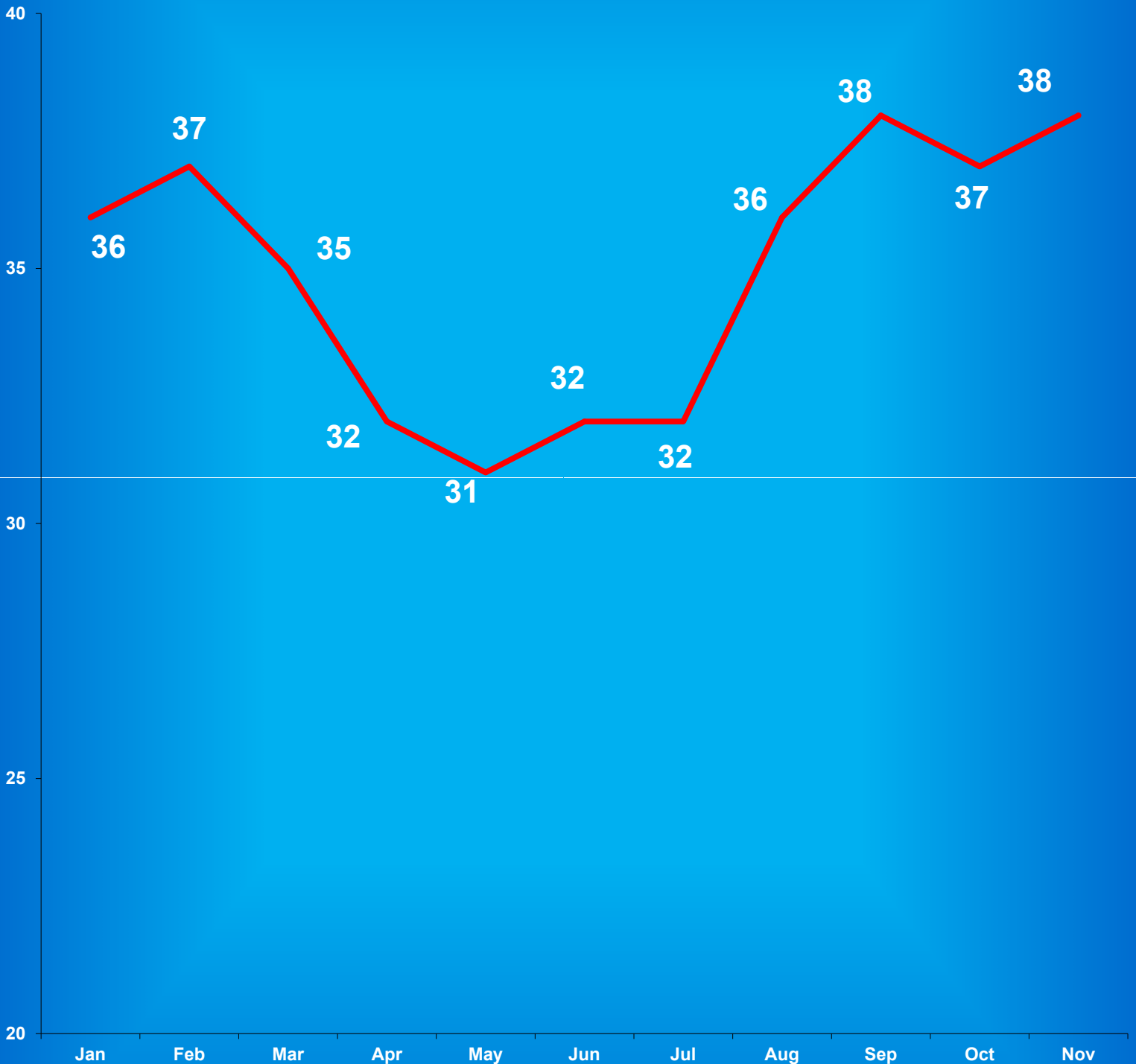
Source: SAS - mnthadm4.pgm

Indiana Department of Correction

Graph G

Average Daily Juvenile Female Offender Populations

Calendar Year 2021



Indiana Department of Correction
Table 19
Juvenile Male New Commitments

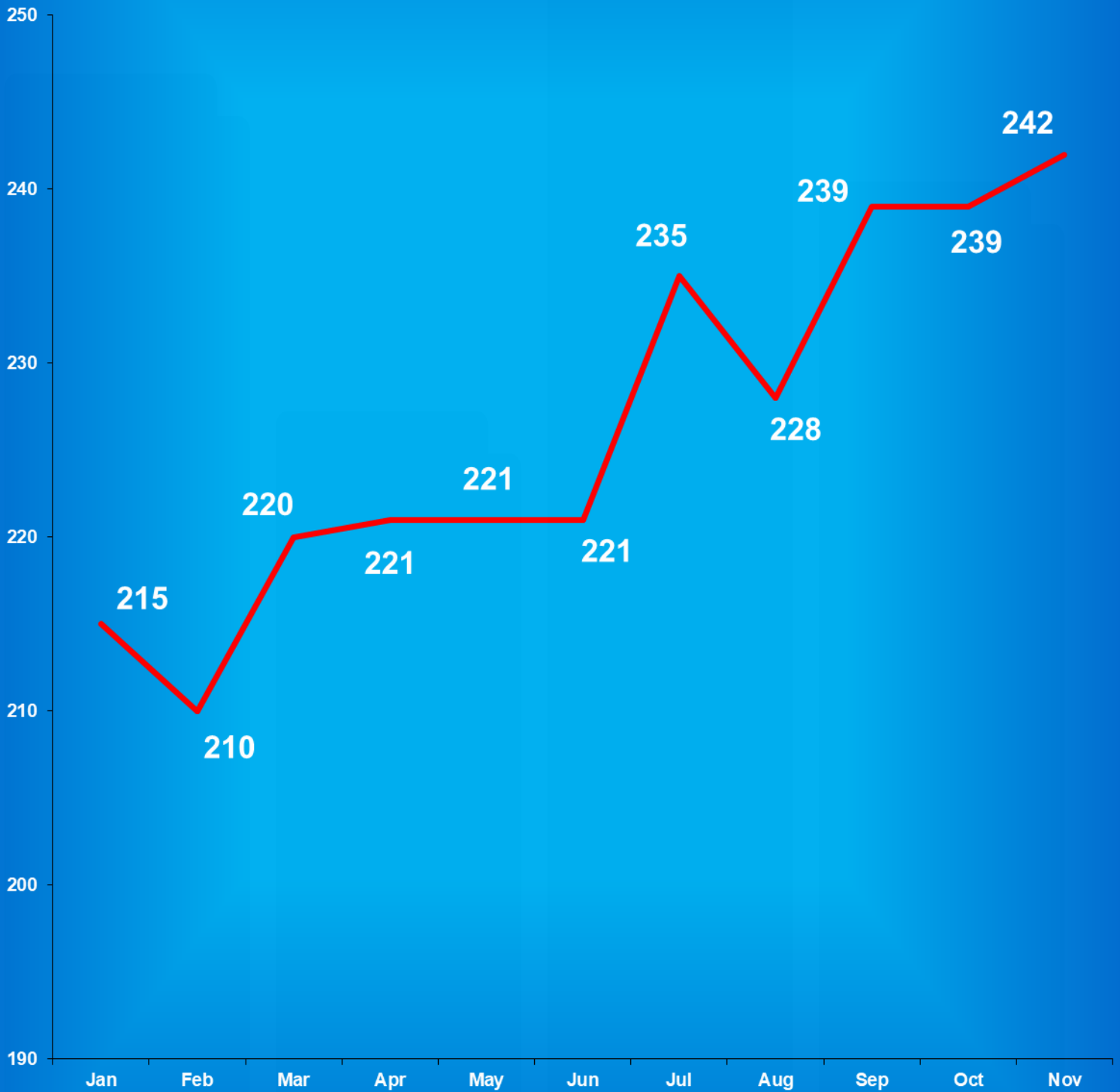
<u>Month</u>	<u>2016</u>	<u>2017</u>	<u>2018</u>	<u>2019</u>	<u>2020</u>	<u>2021</u>
January	39	26	46	36	28	6
February	40	26	38	36	21	16
March	69	36	33	17	32	28
April	33	45	27	24	17	22
May	44	35	42	30	11	23
June	40	48	29	27	14	23
July	29	40	29	47	17	21
August	38	48	28	37	15	15
September	36	43	41	23	20	23
October	24	39	24	34	17	9
November	28	48	34	26	19	22
December	<u>30</u>	<u>34</u>	<u>52</u>	<u>23</u>	<u>20</u>	
TOTALS	463	450	468	360	231	

Source: SAS - mnthadm4.pgm

Indiana Department of Correction

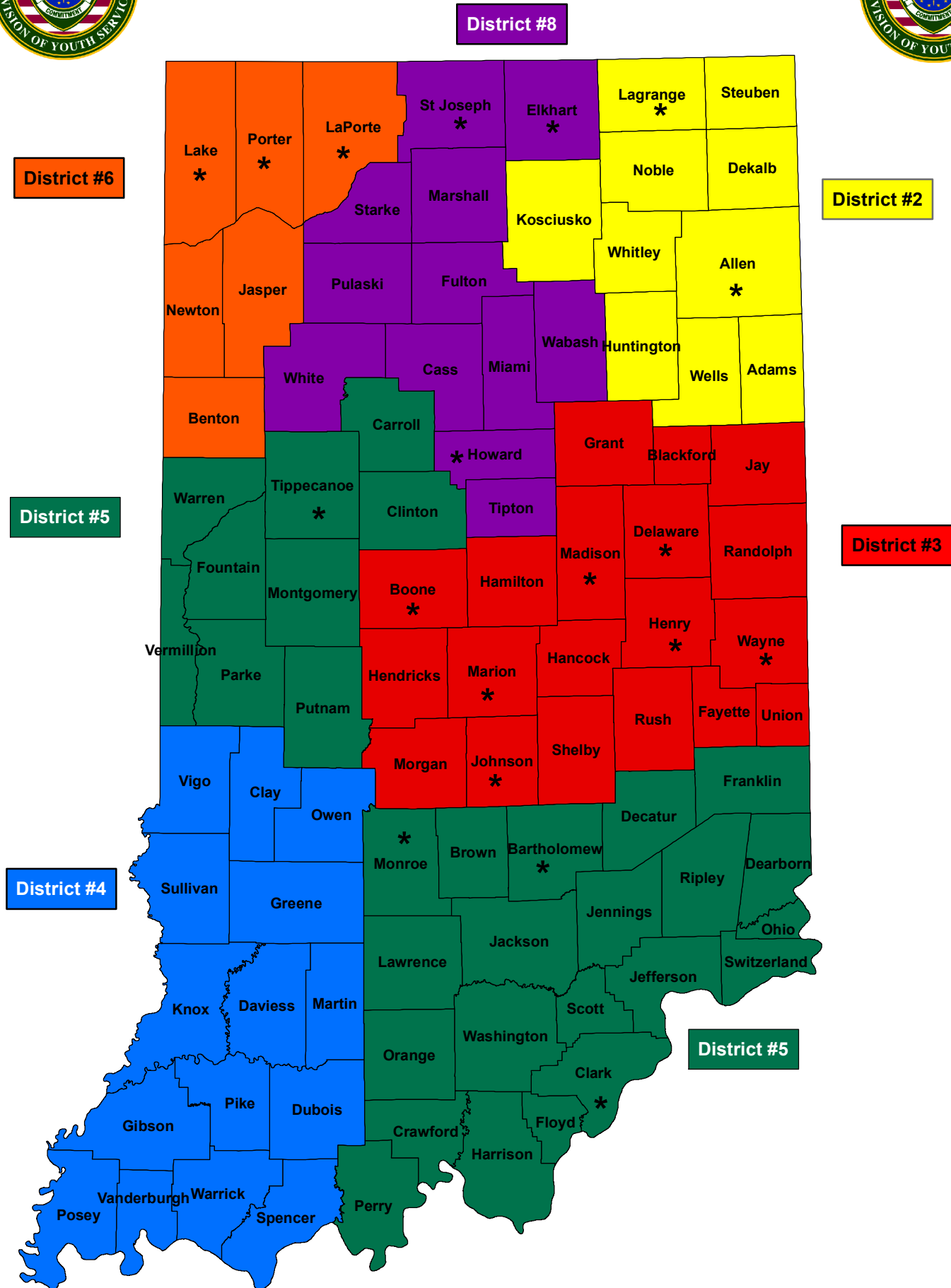
Graph H

Average Daily Juvenile Male Offender Populations
Calendar Year 2021





Juvenile Reintegration Districts



*JDAI Site

Indiana Department of Correction
Table 20
Juvenile Parole Caseload on December 01, 2021

<u>Juvenile Reintegration Districts</u>	Indiana Parolees		Other Jurisdiction		<u>Total</u>
	<u>Juvenile Male</u>	<u>Juvenile Female</u>	<u>Juvenile Male</u>	<u>Juvenile Female</u>	
<i>Interstate Compact (RD0)*</i>	2	0	0	0	2
	<u>District Supervision Breakdown</u> as follows:				
Re-Entry Parole (PD1)	0	1	0	0	1
Fort Wayne (PD2)	14	2	1	0	17
Indianapolis (PD3)	5	0	4	0	9
Evansville (P4A)	2	0	0	0	2
Terre Haute (P4B)	2	0	0	0	2
Bloomington (PD5)	0	1	0	0	1
Gary (PD6)	0	0	0	0	0
New Castle (PD7)	5	0	0	0	5
South Bend (PD8)	3	0	1	0	4
Madison (PD9)	1	0	1	0	2
Total	34	4	7	0	45

Total Juvenile Parole Population on the First Day of Each Month

<u>Calendar Year 2021</u>	Indiana Parolees		Other Jurisdiction		<u>Total</u>
	<u>Juvenile Male</u>	<u>Juvenile Female</u>	<u>Juvenile Male</u>	<u>Juvenile Female</u>	
January	24	0	11	0	35
February	21	2	9	0	32
March	24	2	7	0	33
April	30	3	9	0	42
May	29	1	8	0	38
June	28	4	10	1	43
July	30	6	9	1	46
August	31	6	9	0	46
September	37	3	9	0	49
October	35	3	8	0	46
November	31	3	9	0	43
December	34	4	7	0	45

** Includes Indiana parolees who are serving their parole in another state, as well as offenders from other States being supervised in Indiana (Interstate Compact)*

Sources:
Parole Division
SAS - juvparl2.pgm

**Indiana Department of Correction
Indiana Government Center South, Room E334
302 W. Washington Street
Indianapolis, IN 46204**

**Prepared by:
Scott Haskett, Data Analyst
(317) 233-3432
CHaskett2@idoc.in.gov**

This report and previous reports may be found at:

<http://www.in.gov/idoc/2376.htm>



CHANGING LIVES

The logo for the Indiana Department of Correction is circular, featuring a central torch surrounded by stars. The words "EMPLOYEES", "EFFICIENCY", and "EFFECTIVENESS" are arranged around the torch. The outer ring of the logo contains the text "INDIANA DEPARTMENT OF CORRECTION". To the right of the logo is a blue silhouette of the state of Indiana.

The Indiana Department of Correction advances public safety and successful re-entry through dynamic supervision, programming, and partnerships.