


# Indiana Department of Correction

## Division of Data Science and Analytics



## Offender Population Statistical Report

- JUNE 2021 -

Rob Carter, Commissioner

**Indiana Department of Correction  
Indiana Government Center South, Room E334  
302 W. Washington Street  
Indianapolis, IN 46204**

**Prepared by:  
Christopher Yirenkyi, Data Analyst  
(317) 233-4765  
[cyirenkyi@idoc.in.gov](mailto:cyirenkyi@idoc.in.gov)**

**This report and previous reports may be found at:**

**<http://www.in.gov/idoc/2376.htm>**



## Definitions

For the purpose of this report, the following definitions apply:

**Admission** – The means by which an offender enters the custody or jurisdiction of the Indiana Department of Correction. For this report, with the exception of the return of an escapee, this does not include a return from a temporary absence.

**Average Daily Population** – The sum of the daily beginning counts for a month, divided by that month's number of daily beginning counts.

**Beginning Count** – The number of offenders physically present at the beginning of the day (ie, 0000:01 hours).

**Class A Felony** – An offense whereby a person convicted of this felony shall be imprisoned for a fixed term of thirty years, with not more than twenty years added for aggravating circumstances, or not more than ten years subtracted for mitigating circumstances.

**Class B Felony** – An offense whereby a person convicted of this felony shall be imprisoned for a fixed term of ten years, with not more than ten years added for aggravating circumstances, or not more than four years subtracted for mitigating circumstances.

**Class C Felony** – An offense whereby a person convicted of this felony shall be imprisoned for a fixed term of four years, with not more than four years added for aggravating circumstances, or not more than two years subtracted for mitigating circumstances.

**Class D Felony** – An offense whereby a person convicted of this felony shall be imprisoned for a fixed term of one and one-half years, with not more than one and one-half years added for aggravating circumstances, or not more than one year subtracted for mitigating circumstances.

**Class 1 Felony** – An offense whereby a person convicted of this felony shall be imprisoned with a sentence range of 20-40 years, with not more than twenty years added as a habitual offender enhancement.

**Class 2 Felony** – An offense whereby a person convicted of this felony shall be imprisoned with a sentence range of 10-30 years, with not more than twenty years added as a habitual offender enhancement.

**Class 3 Felony** – An offense whereby a person convicted of this felony shall be imprisoned with a sentence range of 3-16 years, with not more than twenty years added as a habitual offender enhancement.

**Class 4 Felony** – An offense whereby a person convicted of this felony shall be imprisoned with a sentence range of 2-12 years, with not more than twenty years added as a habitual offender enhancement.

**Class 5 Felony** – An offense whereby a person convicted of this felony shall be imprisoned with a sentence range of 1-6 years, with not more than six years added as a habitual offender enhancement.

**Class 6 Felony** – An offense whereby a person convicted of this felony shall be imprisoned with a sentence range of 0.5-2.5 years, with not more than six years added as a habitual offender enhancement.

**Contracted Beds** - Those offenders who have been committed to the Indiana Department of Correction, but are housed in a local work release facility under contract of a 3rd party provider.

**County Jail "Back-ups" (Jail Bed Count)** – Those offenders who have been committed to the Indiana Department of Correction, but are housed in a county jail until they can be transferred to a Department of Correction intake facility. The county receives \$35.00 per day, per offender, to house these offenders.

**Ending Count** – The number of offenders physically present at the end of the day (ie, 2400:00 hours).

**Felon** – A person convicted in any jurisdiction who might have been imprisoned for more than one year.

**Murder** - An offense whereby a person convicted of this felony shall be imprisoned for a fixed term of fifty-five years, with not more than ten years added for aggravating circumstances, or not more than ten years subtracted for mitigating circumstances.

## Definitions Continued

**Operational Capacity** – The total bed capacity of the facility. The capacity of a facility is the number of beds authorized for safe and efficient operation of the facility.

**Pre-Dispositional** – An individual ordered by the Court to the Indiana Department of Correction for evaluation prior to sentencing.

**Release** – The means by which an offender leaves the custody or jurisdiction of the Indiana Department of Correction. For this report, with the exception of an escape, this does not include a temporary absence.

**Safekeeper** – An individual whom the Court has determined to be in imminent danger of serious bodily injury or death, or who represents a substantial threat to the safety of others, and whom the Court has ordered to the Indiana Department of Correction for custody and security control.

**Maximum Level Facilities** – Maximum security facilities have very restrictive security measures and housing is celled space.

**Medium Level Facilities** – Medium security facilities have moderate degree of security measures and housing consists of dormitories and celled space.

**Minimum Level Facilities** – Minimum Security Facilities have the least restrictive security measures and housing is dormitory style. Also included as minimum security are work release program offenders who leave the facility for outside employment but return nightly.

**Intake Facilities** – Intake facilities are designated to receive newly committed adult offenders. During the intake process each offender is evaluated through interviews, reports and diagnostic tests. This evaluation forms the basis of the offenders' facility and program assignment.

**Secure Housing Units** – Denotes maximum control with the most restrictive security measures in place.

**Vacancy** – The number of beds available for assignment.

**Juvenile Diagnostic/Walkthrough** – A Juvenile court can order a youth to the Department of Correction to be temporarily committed for not more than 14 days (excluding Saturdays, Sundays and Legal holidays) for the purpose of an evaluation. The youth must be adjudicated delinquent and the order has to be prior to disposition. The department will send a report to the court of the written findings.

## **Indiana Department of Correction Population Summary**

- There were 21,886 adult male offenders (including 584 county jail “back-ups” and 68 in contracted beds) on July 01, 2021. This population is 8% below operational bed capacity for general population.
- There were 2,200 adult female offenders (including 38 county jail “back-ups” and 42 in contracted beds) on July 01, 2021. This population is 19% below the operational bed capacity.
- There were 228 juvenile male offenders in the Department’s facilities on July 01, 2021. This population is 57% below the operational bed capacity.
- There were 33 juvenile female offenders in the Department’s facilities on July 01, 2021. This population is 43% below the operational bed capacity.
- There were 5,591 adult males on parole in Indiana (5,029 Indiana parolees and 562 other jurisdiction parolees) on July 01, 2021.
- There were 608 adult females on parole in Indiana (545 Indiana parolees and 63 other jurisdiction parolees) on July 01, 2021.
- There were 611 adults admitted to IDOC (532 males and 79 females) and 795 adults released from IDOC (679 males and 116 females) in June 2021.
- There were 29 juveniles admitted to IDOC (23 males and 6 females) and 33 juveniles released from IDOC (29 males and 4 female) in June 2021.

**Indiana Department of Correction  
Human Resource Report**

**June 30, 2021**

**ADULT FACILITIES**

Facility	Total Staff*	Custody Staff	Non-Custody	Vacancies	Hires - Rehires	Retired - Terminated	Inter-Agency		Contract/Vendor		
							In	Out	Aramark	Health	Education
Branchville Correctional Facility	237	162	75	37	10	6	0	0	5	27	6
Chain O'Lakes Correctional Facility	29	22	7	3	1	1	0	0	5	2	0
Correctional Industrial Facility	286	219	67	81	1	8	1	1	16	17	3
Edinburgh Correctional Facility	69	53	16	3	3	2	0	0	5	6	1
Indiana State Prison/Lakeside	424	330	94	146	18	25	0	0	13	37	3
Indiana Women's Prison	176	122	54	17	1	6	0	0	7	15	5
Madison Correctional Facility	189	137	52	26	10	9	0	0	6	24	3
Miami Correctional Facility	388	285	103	196	17	28	2	0	14	48	10
New Castle Correctional Facility**	389	266	123	140	0	0	0	0	26	54	15
Pendleton Correctional Facility	368	241	127	159	2	10	1	0	18	39	1
Plainfield Correctional Facility	332	242	90	62	11	13	0	0	25	35	8
Putnamville Correctional Facility	411	296	115	113	12	13	1	0	11	32	10
Reception-Diagnostic Center	212	166	46	35	5	1	1	0	0	26	0
Rockville Correctional Facility	226	160	66	40	2	7	1	0	13	31	6
South Bend Comm. Re-Entry Center	37	25	12	5	0	1	1	1	5	3	0
Heritage Trail DOC Staff	22	0	22	3	0	0	0	0	0	9	8
Heritage Trail GEO Staff**	62	40	22	40	0	0	0	0	4	11	0
Wabash Valley Correctional Facility	557	440	117	89	9	14	0	0	22	49	4
Westville Correctional Facility	633	491	142	137	12	8	1	1	24	57	9
<b>Total</b>	<b>5,047</b>	<b>3,697</b>	<b>1,350</b>	<b>1,332</b>	<b>114</b>	<b>152</b>	<b>9</b>	<b>3</b>	<b>219</b>	<b>522</b>	<b>92</b>

**JUVENILE FACILITIES**

Facility	Total Staff*	Custody Staff	Non-Custody	Vacancies	Hires - Rehires	Retired - Terminated	Inter-Agency		Contract/Vendor		
							In	Out	Aramark	Health	Education
Camp Summit	51	37	14	13	1	4	0	0	4	6	7
Logansport Intake/North Central	153	102	51	34	1	4	1	1	6	13	12
Pendleton Juvenile Correctional	215	147	68	77	7	9	0	0	7	16	22
<b>Total</b>	<b>419</b>	<b>286</b>	<b>133</b>	<b>124</b>	<b>9</b>	<b>17</b>	<b>1</b>	<b>1</b>	<b>17</b>	<b>35</b>	<b>41</b>

**ADMINISTRATIVE**

Central Office***	<b>Total</b>	<b>551</b>	<b>185</b>	<b>366</b>	<b>80</b>	<b>4</b>	<b>3</b>	<b>2</b>	<b>2</b>	<b>0</b>	<b>3</b>	<b>2</b>
-------------------	--------------	------------	------------	------------	-----------	----------	----------	----------	----------	----------	----------	----------

**TOTALS**

<b>STATE EMPLOYEE TOTAL</b>	<b>5,566</b>	<b>3,862</b>	<b>1,704</b>	<b>1,356</b>	<b>127</b>	<b>172</b>	<b>12</b>	<b>6</b>	<b>0</b>	<b>0</b>	<b>0</b>
<b>CONTRACT EMPLOYEE TOTAL</b>	<b>1,381</b>	<b>306</b>	<b>1,075</b>	<b>180</b>	<b>0</b>	<b>0</b>	<b>0</b>	<b>0</b>	<b>236</b>	<b>560</b>	<b>134</b>
<b>GRAND TOTAL</b>	<b>6,947</b>	<b>4,168</b>	<b>2,779</b>	<b>1,536</b>	<b>127</b>	<b>172</b>	<b>12</b>	<b>6</b>	<b>236</b>	<b>560</b>	<b>134</b>

\* Total Active Staff does not include those on disability, suspension, or leave with pay.

\*\* New Castle Correctional Facility and Heritage Trail are privately contracted institutions. Their hire/rehire and termination/reire data is not provided to DOC.

\*\*\* Includes Technology Services Division, PEN Products, Staff Development and Training, and the Parole Division (counted as Custody Staff)

Note: Total staff, custody staff, non-custody staff, and vacancy data are as of the end of the month.

Hires and re-hires, retirements and terminations, intra-agency transfer in and transfer out are the total number of actions for the month.

Source: DOC Human Resource



# Offender Statistics



**Indiana Department of Correction**  
**Table 1**  
**Offender Population & Vacancy Numbers, by Facility Security Level**  
**July 1, 2021**

**Minimum Security - Adult MALE**

	<b>June Ending Count</b>	<b>General Population Vacancies</b>	<b>Programs &amp; Treatment Vacancies</b>	<b>Restricted Housing &amp; Infirmery Vacancies</b>	<b>Down Beds</b>	<b>Held Beds</b>
Chain O'Lakes	98	3	0	0	0	1
Edinburgh	270	72	0	0	0	2
Miami - MCA	145	59	0	0	0	0
New Castle - NCA	146	58	0	0	0	0
Pendleton - IRO	148	72	0	0	0	0
Westville - WCA	320	36	20	0	2	1
Wabash Valley - WVA	186	12	0	0	0	0
<b>Total</b>	<b>1,313</b>	<b>312</b>	<b>20</b>	<b>0</b>	<b>2</b>	<b>4</b>

**Re-Entry & Work Release - Adult MALE**

Bartholomew Co. Re-Entry	4	16	0	0	0	0
Chain O'Lakes Re-Entry	26	12	0	0	0	0
Lake Co. Re-Entry/M	4	6	0	0	0	0
South Bend Re-Entry	179	22	0	0	0	0
VOA/Hope Hall Re-Entry	24	16	0	0	0	0
Starke Co. PI - TC	36	0	12	0	0	0
<b>Total</b>	<b>273</b>	<b>72</b>	<b>12</b>	<b>0</b>	<b>0</b>	<b>0</b>

**Medium Security - Adult MALE**

	<b>June Ending Count</b>	<b>General Population Vacancies</b>	<b>Programs &amp; Treatment Vacancies</b>	<b>Restricted Housing &amp; Infirmery Vacancies</b>	<b>Down Beds</b>	<b>Held Beds</b>
Branchville	1,134	276	120	3	0	0
Correctional Industrial	1,236	225	18	6	2	8
Indiana State Prison ISO	274	111	0	0	0	0
Plainfield	1,378	89	18	21	89	1
Putnamville	1,921	208	49	17	322	2
Heritage Trail	832	84	0	0	0	0
Westville	2,372	157	167	63	139	15
New Castle	2,289	78	29	23	5	7
<b>Total</b>	<b>11,436</b>	<b>1,228</b>	<b>401</b>	<b>133</b>	<b>557</b>	<b>33</b>



Table 1 (Cont.)

<b>Maximum Security - Adult MALE</b>						
--------------------------------------	--	--	--	--	--	--

	June Ending Count	General Population Vacancies	Programs & Treatment Vacancies	Restricted Housing & Infirmery Vacancies	Down Beds	Held Beds
Miami	1,749	173	13	11	1,037	1
Indiana State Prison	1,874	101	23	13	44	22
Pendleton	1,370	5	4	40	16	14
Pendleton Treatment Unit	148	0	105	0	6	1
ISR Secure Housing Unit	41	0	0	1	27	0
New Castle Annex	417	30	0	28	8	3
New Castle Mental Health	108	0	15	0	4	1
WCU Secure Housing Unit	128	0	0	7	2	1
Wabash Valley	1,697	23	38	23	7	13
WVS Secure Housing Unit	193	0	0	6	16	1
Reception Diag. Center	555	120	0	0	20	0
<b>Total</b>	<b>8,280</b>	<b>452</b>	<b>198</b>	<b>129</b>	<b>1,187</b>	<b>57</b>

<b>Minumum Security &amp; Re-Entry - Adult FEMALE</b>						
---	--	--	--	--	--	--

	June Ending Count	General Population Vacancies	Programs & Treatment Vacancies	Restricted Housing & Infirmery Vacancies	Down Beds	Held Beds
Madison	475	373	0	0	0	0
Jefferson Co. Re-Entry	43	39	0	0	0	0
Crane House	42	3	0	0	0	0
<b>Total</b>	<b>560</b>	<b>415</b>	<b>0</b>	<b>0</b>	<b>0</b>	<b>0</b>

<b>Medium Security - Adult FEMALE</b>						
---------------------------------------	--	--	--	--	--	--

Rockville	956	12	65	19	155	0
<b>Total</b>	<b>956</b>	<b>12</b>	<b>65</b>	<b>19</b>	<b>155</b>	<b>0</b>

<b>Maximum Security - Adult FEMALE</b>						
--	--	--	--	--	--	--

Women's Prison	544	114	63	6	0	0
Rockville Intake	102	109	0	0	0	0
<b>Total</b>	<b>646</b>	<b>223</b>	<b>63</b>	<b>6</b>	<b>0</b>	<b>0</b>

<b>JAIL BED COUNT</b>						
-----------------------	--	--	--	--	--	--

Adult Male	584	N/A	N/A	N/A	N/A	N/A
Adult Female	38	N/A	N/A	N/A	N/A	N/A
<b>Total</b>	<b>622</b>					

Table 1 (Cont.)

<b>JUVENILE OFFENDERS</b>
---------------------------

**Juvenile Male**

	June Ending Count	General Population Vacancies	Programs & Treatment Vacancies	Restricted Housing & Infirmery Vacancies	Down Beds	Held Beds
North Central Juvenile Correctional Facility	113	61	0	0	0	0
Pendleton Juvenile Correctional Facility	115	245	0	21	0	10
<b>Total</b>	<b>228</b>	<b>306</b>	<b>0</b>	<b>21</b>	<b>0</b>	<b>10</b>

**Juvenile Female**

LaPorte Juvenile Correctional Facility	33	25	0	4	0	0
--	----	----	---	---	---	---

<b>TOTALS</b>
---------------

	June Ending Count	General Population Vacancies	Programs & Treatment Vacancies	Restricted Housing & Infirmery Vacancies	Down Beds	Held Beds
GRAND TOTAL FOR ALL ADULT MALES (Includes Jail Bed Count and Contracted Beds)	21,886	2,064	631	262	1,746	94
TOTAL FOR ADULT MALES IDOC FACILITIES ONLY	21,234	2,026	619	262	1,746	94
GRAND TOTAL FOR ALL ADULT FEMALES (Includes Jail Bed Count and Contracted Beds)	2,200	650	128	25	155	0
TOTAL FOR ADULT FEMALES IDOC FACILITIES ONLY	2,120	608	128	25	155	0
TOTAL FOR JUVENILE MALES	228	306	0	21	0	10
TOTAL FOR JUVENILE FEMALES	33	25	0	4	0	0
GRAND TOTAL FOR THE DEPARTMENT (Includes Jail Bed Count and Contracted Beds)	24,347	3,045	759	312	1,901	104
GRAND TOTAL FOR THE DEPARTMENT (Excludes Jail Bed Count and Contracted Beds)	23,615	2,965	747	312	1,901	104

Sources: Planning Division Facility Body Count Report  
 Planning Division Juvenile Daily Count Report  
 OIS - Jail Bed Count  
 Operational Support Services - Vacancy Report

**Indiana Department of Correction**  
**Table 2**  
**Operational Capacity Compared to Population, by Facility**  
**July 1, 2021**

**Minimum Security - Adult MALE**

	May Operational Capacity	June Operational Capacity	June Adjusted Operational Capacity*	June Ending Count	Percent +/- Capacity
Chain O'Lakes	102	102	101	98	-3%
Edinburgh	344	344	342	270	-21%
Miami - MCA	204	204	204	145	-29%
New Castle - NCA	204	204	204	146	-28%
Pendleton - IRO	220	220	220	148	-33%
Westville - WCA	379	379	356	320	-10%
Wabash Valley - WVA	<u>198</u>	<u>198</u>	<u>198</u>	186	<u>-6%</u>
<b>Total</b>	<b>1,651</b>	<b>1,651</b>	<b>1,625</b>	<b>1,313</b>	<b>-19%</b>

**Re-Entry & Work Release - Adult MALE**

Bartholomew Co. Re-Entry	20	20	40	4	-90%
Chain O'Lakes Re-Entry	38	38	38	26	-32%
Lake Co. Re-Entry/M	10	10	10	4	-60%
South Bend Re-Entry	201	201	201	179	-11%
VOA/Hope Hall Re-Entry	40	40	40	24	-40%
Starke Co. PI - TC	<u>48</u>	<u>48</u>	36	36	0
<b>Total</b>	<b>357</b>	<b>357</b>	<b>365</b>	<b>273</b>	<b>-25%</b>

**Medium Security - Adult MALE**

Branchville	1,533	1,533	1,410	1,134	-20%
Correctional Industrial	1,495	1,495	1,461	1,236	-15%
Indiana State Prison ISO	385	385	385	274	-29%
Plainfield	1,596	1,596	1,467	1,378	-6%
Putnamville	2,519	2,519	2,129	1,921	-10%
Heritage Trail	916	916	916	832	-9%
Westville	2,913	2,913	2,529	2,372	-6%
New Castle	2,431	2,431	2,367	2,289	-3%
<b>Total</b>	<b>13,788</b>	<b>13,788</b>	<b>12,664</b>	<b>11,436</b>	<b>-10%</b>

Table 2 (Cont.)

<b>Maximum Security - Adult MALE</b>					
--------------------------------------	--	--	--	--	--

	May Operational Capacity	June Operational Capacity	June Adjusted Operational Capacity*	June Ending Count	Percent +/- Capacity
Miami	2,984	2,984	1,922	1,749	-9%
Indiana State Prison	2,077	2,077	1,962	1,874	-4%
Pendleton	1,449	1,449	1,375	1,370	0%
Pendleton Treatment Unit	260	260	148	148	0%
ISR Secure Housing Unit	69	69	41	41	0%
New Castle Annex	486	486	447	417	-7%
New Castle Mental Health	128	128	108	108	0%
WCU Secure Housing Unit	138	138	128	128	0%
Wabash Valley	1,801	1,801	1,720	1,697	-1%
WVS Secure Housing Unit	216	216	193	193	0%
Reception Diag. Center	695	695	555	555	0%
<b>Total</b>	<b>10,303</b>	<b>10,303</b>	<b>8,599</b>	<b>8,280</b>	<b>-4%</b>

<b>Minimum Security &amp; Re-Entry - Adult FEMALE</b>					
---	--	--	--	--	--

Madison	848	848	848	475	-44%
Jefferson Co. Re-Entry	82	82	82	43	-48%
Crane House	45	45	45	42	-7%
<b>Total</b>	<b>975</b>	<b>975</b>	<b>975</b>	<b>560</b>	<b>-43%</b>

<b>Medium Security - Adult FEMALE</b>					
---------------------------------------	--	--	--	--	--

Rockville	<u>1,206</u>	<u>1,207</u>	<u>968</u>	<u>956</u>	-1%
<b>Total</b>	<b>1,206</b>	<b>1,207</b>	<b>968</b>	<b>956</b>	<b>-1%</b>

<b>Maximum Security - Adult FEMALE</b>					
--	--	--	--	--	--

Women's Prison	727	727	627	544	-13%
Rockville Intake	<u>212</u>	<u>211</u>	<u>102</u>	<u>102</u>	0%
<b>Total</b>	<b>939</b>	<b>938</b>	<b>729</b>	<b>646</b>	<b>-11%</b>

<b>JAIL BED COUNT**</b>					
-------------------------	--	--	--	--	--

Adult Male	530	584	584	584	0%
Adult Female	<u>63</u>	<u>38</u>	<u>38</u>	<u>38</u>	0%
<b>Total</b>	<b>593</b>	<b>622</b>	<b>622</b>	<b>622</b>	<b>0%</b>

<b>JUVENILE OFFENDERS</b>					
---------------------------	--	--	--	--	--

	Juvenile Male				
North Central Juvenile Correctional Facility	174	174	174	113	-35%
Pendleton Juvenile Correctional Facility	<u>391</u>	<u>391</u>	<u>360</u>	<u>115</u>	-68%
<b>Total</b>	<b>565</b>	<b>565</b>	<b>534</b>	<b>228</b>	<b>-57%</b>

Table 2 (Cont.)

**Juvenile Female**

	May Operational Capacity	June Operational Capacity	June Adjusted Operational Capacity*	June Ending Count	Percent +/- Capacity
LaPorte Juvenile Correctional Facility	62	62	58	33	-43%

<b>TOTALS</b>					
	May Operational Capacity	June Operational Capacity	June Adjusted Operational Capacity*	June Ending Count	Percent +/- Capacity
GRAND TOTAL FOR ALL ADULT MALES (Includes Jail Bed Count and Contracted Beds)	26,629	26,683	23,837	21,886	-8%
TOTAL FOR ADULT MALES IDOC FACILITIES ONLY	25,981	25,981	23,127	21,234	-8%
GRAND TOTAL FOR ALL ADULT FEMALES (Includes Jail Bed Count and Contracted Beds)	3,183	3,158	2,710	2,200	-19%
TOTAL FOR ADULT FEMALES IDOC FACILITIES ONLY	3,075	3,075	2,627	2,120	-19%
TOTAL FOR JUVENILE MALES	565	565	534	228	-57%
TOTAL FOR JUVENILE FEMALES	62	62	58	33	-43%
<b>GRAND TOTAL FOR THE DEPARTMENT (Includes Jail Bed Count** and Contracted Beds)</b>	<b>30,439</b>	<b>30,468</b>	<b>27,139</b>	<b>24,347</b>	<b>-10%</b>
<b>GRAND TOTAL FOR THE DEPARTMENT (Excludes Jail Bed Count and Contracted Beds)</b>	<b>29,683</b>	<b>29,683</b>	<b>26,346</b>	<b>23,615</b>	<b>-10%</b>

\*Adjusted Operational Capacity includes Intake Beds and excludes Down, Held, and Segregation/Infirmary, and Program/Treatment Hold Beds.

\*\*Jail Bed Counts - IDOC offender Jail Bed holding is demand-based, therefore Jail Bed Percent Capacity is always 0%. Jail Bed Operational Capacity is determined by each county's availability and fluctuates from month to month.

Sources:                    Planning Division Facility Body Count Report  
                                   Planning Division Juvenile Daily Count Report  
                                   OIS - Jail Bed Count  
                                   Operational Support Services - Vacancy Report

**Indiana Department of Correction**  
**Table 3**  
**Facility Population on the First Day of Each Month**  
**(Excludes County Jail "Back-ups" & Contracted Beds)**

<b><u>2020</u></b>	<b><u>Adult Male</u></b>	<b><u>Adult Female</u></b>	<b><u>Juvenile Male</u></b>	<b><u>Juvenile Female</u></b>	<b><u>Total</u></b>
January	24,294	2,569	325	25	27,213
February	24,238	2,544	342	21	27,145
March	24,253	2,540	349	23	27,165
April	24,294	2,553	350	24	27,221
May	23,844	2,502	348	27	26,721
June	23,328	2,472	347	29	26,176
July	22,895	2,412	309	26	25,642
August	22,560	2,341	294	28	25,223
September	22,174	2,282	272	26	24,754
October	22,009	2,231	266	28	24,534
November	21,809	2,264	231	32	24,336
December	21,685	2,221	230	36	24,172
<b><u>2021</u></b>	<b><u>Adult Male</u></b>	<b><u>Adult Female</u></b>	<b><u>Juvenile Male</u></b>	<b><u>Juvenile Female</u></b>	<b><u>Total</u></b>
January	21,465	2,161	223	36	23,885
February	21,448	2,197	207	37	23,889
March	21,442	2,176	208	36	23,862
April	21,472	2,179	223	34	23,908
May	21,310	2,127	222	30	23,689
June	21,278	2,123	230	32	23,663
July	21,234	2,120	228	33	23,615
August					
September					
October					
November					
December					

Source: Research Division Juvenile Daily Count Report

**Indiana Department of Correction**  
**Table 4**  
**Parole Caseload on July 7th, 2021**

<u>Parole District</u>	<b>Indiana Parolees</b>		<b>Other Jurisdiction</b>		<u>Total</u>
	<u>Adult Male</u>	<u>Adult Female</u>	<u>Adult Male</u>	<u>Adult Female</u>	
<i>Interstate Compact (PD0)*</i>	300	22	562	63	947
	<b><u>District Supervision Breakdown as follows:</u></b>				
Re-Entry Parole (PD1)	330	50	32	1	413
Fort Wayne (PD2)	602	78	57	7	744
Indianapolis (PD3)	1070	98	107	11	1,286
Evansville (P4A)	442	36	59	9	546
Terre Haute (P4B)	399	38	32	7	476
Bloomington (PD5)	285	27	32	4	348
Gary (PD6)	347	23	83	5	458
New Castle (PD7)	619	92	48	8	767
South Bend (PD8)	656	55	68	5	784
Madison (PD9)	279	48	44	6	377
<b>Total</b>	<b>5,329</b>	<b>567</b>	<b>562</b>	<b>63</b>	<b>6,521</b>

**Total Parole Population on the First Day of Each Month**

<u>Calendar Year 2021</u>	<b>Indiana Parolees</b>		<b>Other Jurisdiction</b>		<u>Total</u>
	<u>Adult Male</u>	<u>Adult Female</u>	<u>Adult Male</u>	<u>Adult Female</u>	
January	5,531	617	491	63	6,702
February	5,542	603	500	65	6,710
March	5,475	593	502	63	6,633
April	5,422	583	514	65	6,584
May	5,377	580	532	68	6,557
June	5,329	567	562	63	6,521

\* Includes Indiana parolees who are serving their parole in another state, as well as offenders from other States being supervised in Indiana (Interstate Compact)

Sources: Juvenile Services  
Parole Division



# Adult Offender Statistics





**Indiana Department of Correction**  
**Table 5**  
**Monthly Admissions and Releases- Adult Offenders**  
(Includes County Jail "Back-ups" & Contracted Beds)  
**June 2021**

<b>Admissions</b>	<b>Male</b>	<b>Female</b>	<b>Total</b>
New Commitments	281	42	323
Parole Violators - New Commits	18	1	19
Parole Violators - Technical	42	8	50
Unsentenced (Safekeepers)	3	0	3
Return from Esc - Sec/NonSec Facility	0	0	0
Return from Escape - Non-Secure Facility	0	0	0
Return from Escape - CTP Absconds	0	0	0
Court Supervision Violators - New Commits	58	9	67
Court Supervision Violators - Technical	120	17	137
Return from CTP - New Commits	1	0	1
Return from CTP - Technical	9	2	11
Unknown (Missing Data)	0	0	0
<b>Total Admissions</b>	<b>532</b>	<b>79</b>	<b>611</b>

<b>Releases</b>	<b>Male</b>	<b>Female</b>	<b>Total</b>
Parole	300	42	342
Probation	207	40	247
Escape Secure Facility	0	0	0
Walk-Away - Non-Secure Facility	1	1	2
Discharged	67	11	78
Unsentenced Discharged	1	0	1
Other (i.e. Death)	4	0	4
Community Transition Program (CTP)	91	22	113
CTP Absconds	8	0	8
Unknown (Missing Data)	0	0	0
<b>Total Releases</b>	<b>679</b>	<b>116</b>	<b>795</b>

*Of the 281 new commitments of male felons, 151 (53.7%) had a prior commitment.*

*Of the 42 new commitments of female felons, 15 (31.0%) had a prior commitment.*

*Effective July 1, 1998, misdemeanants are to be committed to DOC only under special circumstances (IC 11-12-6)*

*Sources: SAS-prsadm8.pgm, SAS - prisrel8.pgm*

**Indiana Department of Correction  
Table 6  
New Admissions by County of Commitment - Adult Offenders**

June 2021

County	Felon Level													Total	County	Felon Level													Total
	Murder	FA	FB	FC	FD	F1	F2	F3	F4	F5	F6	Other*	Murder			FA	FB	FC	FD	F1	F2	F3	F4	F5	F6	Other*			
Adams	0	0	0	1	0	0	0	0	0	0	1	0	2	Madison	1	0	2	0	0	2	0	5	2	4	3	0	19		
Allen	3	0	1	0	0	1	2	8	7	23	9	0	54	Marion	2	0	1	0	0	2	8	24	20	30	2	0	89		
Bartholomew	0	0	0	0	0	0	1	1	0	1	0	0	3	Marshall	0	0	0	0	0	0	2	3	2	3	0	0	10		
Benton	0	0	0	0	0	0	0	0	0	0	0	0	0	Martin	0	0	0	0	0	0	0	0	0	2	0	0	2		
Blackford	0	0	0	0	0	0	0	0	0	0	1	0	1	Miami	0	0	0	0	0	0	0	0	0	2	0	0	2		
Boone	0	0	0	0	0	1	1	1	1	2	0	0	6	Monroe	1	0	0	0	0	0	0	1	1	1	0	0	4		
Brown	0	0	0	0	0	0	0	1	0	1	0	0	2	Montgomery	0	0	0	0	0	0	0	0	0	4	1	0	5		
Carroll	0	0	0	0	0	0	0	0	0	0	0	0	0	Morgan	0	0	0	0	0	0	1	1	1	2	1	0	6		
Cass	0	0	0	0	0	0	0	2	0	6	0	0	3	Newton	1	0	0	0	0	0	0	0	0	0	0	0	1		
Clark	0	0	0	0	0	0	0	0	0	2	1	0	3	Noble	0	0	0	0	0	0	1	0	0	2	1	0	4		
Clay	0	0	0	0	0	0	0	0	1	0	0	0	1	Ohio	0	0	0	0	0	0	0	0	0	2	0	0	2		
Clinton	0	0	0	0	0	0	1	1	4	2	0	0	8	Orange	0	0	0	0	0	1	0	0	1	1	0	0	3		
Crawford	0	0	0	0	0	0	0	0	0	0	0	0	0	Owen	0	0	0	0	0	0	1	0	2	1	0	0	4		
Daviess	0	0	0	0	0	0	0	1	1	0	0	0	2	Parke	0	0	0	0	0	0	0	0	0	0	0	0	0	0	
Dearborn	0	0	1	0	0	0	2	1	3	7	0	0	14	Perry	0	0	0	0	0	0	0	0	0	1	0	0	1		
Decatur	0	0	0	0	0	0	0	0	2	5	0	0	7	Pike	0	0	0	0	0	0	0	0	2	0	0	0	2		
DeKalb	0	0	0	0	0	1	1	0	2	0	0	0	4	Porter	0	0	0	0	0	0	1	0	1	0	0	0	2		
Delaware	1	0	0	0	0	0	0	1	0	0	0	0	2	Posey	0	0	0	0	0	1	0	0	1	0	0	0	2		
Dubois	0	0	0	0	0	0	0	2	0	0	0	0	2	Pulaski	0	0	0	0	0	0	0	0	0	0	1	0	1		
Elkhart	2	1	0	0	0	2	3	1	10	2	0	0	21	Putnam	0	0	0	0	0	0	0	0	0	1	1	0	2		
Fayette	0	0	0	0	0	1	0	1	2	0	0	0	4	Randolph	0	0	0	0	0	0	0	0	0	1	0	0	1		
Floyd	0	0	1	0	0	1	0	0	1	0	0	0	3	Ripley	0	0	0	0	0	0	0	0	0	1	2	0	3		
Fountain	0	0	0	0	0	0	0	0	0	0	0	0	0	Rush	0	0	0	0	0	0	0	0	1	1	0	0	2		
Franklin	0	0	0	0	0	0	0	0	0	1	0	0	1	St. Joseph	0	0	0	0	0	0	1	2	0	6	1	0	10		
Fulton	0	0	0	0	0	0	1	0	0	0	0	0	1	Scott	0	0	0	0	0	0	0	3	1	1	0	0	5		
Gibson	1	1	0	0	0	0	1	1	0	0	0	0	4	Shelby	0	1	0	0	0	0	0	0	3	6	2	0	12		
Grant	0	0	0	0	0	0	1	1	3	3	0	0	8	Spencer	0	0	0	0	0	0	0	0	0	0	0	0	0	0	
Greene	0	0	0	0	0	0	0	0	0	0	0	0	0	Starke	0	0	0	0	0	0	1	0	0	0	0	0	1		
Hamilton	0	0	0	1	0	0	1	2	0	4	2	0	10	Steuben	0	0	0	0	0	0	0	0	2	0	1	0	3		
Hancock	0	0	0	0	0	0	1	2	0	1	0	0	4	Sullivan	0	0	0	0	0	0	0	0	0	0	0	0	0	0	
Harrison	0	0	0	0	0	1	1	0	0	0	0	0	2	Switzerland	0	0	0	0	0	0	0	0	0	0	0	0	0	0	
Hendricks	0	0	0	0	0	2	3	0	0	2	0	0	7	Tippecanoe	0	0	2	0	0	0	0	0	5	6	2	0	15		
Henry	0	0	0	0	0	1	0	1	2	0	0	0	4	Tipton	0	0	0	0	0	0	0	0	0	0	0	0	0	0	
Howard	0	0	1	0	0	0	2	1	3	1	0	0	8	Union	0	0	0	0	0	0	0	0	1	0	0	0	1		
Huntington	0	0	0	0	0	1	1	0	0	2	0	0	4	Vanderburgh	1	0	0	0	0	0	4	3	4	7	6	0	25		
Jackson	0	0	0	0	0	0	1	1	1	0	0	0	3	Vermillion	0	0	0	0	0	0	0	0	1	0	1	0	2		
Jasper	0	0	0	0	0	0	0	1	0	0	0	0	1	Vigo	0	0	0	0	0	0	1	2	3	0	1	0	7		
Jay	0	0	1	1	0	0	1	0	2	1	0	0	6	Wabash	0	0	1	0	0	0	1	0	1	3	1	0	7		
Jefferson	0	0	0	0	0	0	0	0	1	0	0	0	1	Warren	0	0	0	0	0	0	0	0	0	1	1	0	2		
Jennings	0	0	0	0	0	0	0	2	1	0	0	0	3	Warrick	1	0	0	0	0	0	0	0	0	0	0	0	1		
Johnson	0	0	0	0	0	0	3	4	7	2	0	0	16	Washington	0	0	0	0	0	0	0	0	0	1	0	0	1		
Knox	0	0	0	0	0	0	0	0	0	1	0	0	1	Wayne	0	0	0	0	0	1	0	0	1	2	0	0	4		
Kosciusko	0	0	0	0	0	1	0	2	2	0	0	0	5	Wells	0	0	0	0	0	0	1	0	1	2	4	0	8		
LaGrange	0	0	0	0	0	0	0	0	0	0	0	0	0	White	0	0	0	0	0	0	0	0	0	0	0	0	0		
Lake	1	0	0	0	0	1	2	0	3	0	0	0	7	Whitley	0	0	0	0	0	0	0	0	1	3	0	0	4		
LaPorte	0	0	0	0	1	0	1	1	1	0	0	0	4	Unknown	0	0	0	0	0	0	0	0	0	0	0	0	0	0	
Lawrence	0	0	0	0	0	0	1	0	2	2	0	0	5	Totals	15	3	11	3	0	12	41	82	98	195	67	0	527		

Data based on Most Serious Offense and includes only New- and Recidivations.  
Parole violators are not included.  
\*\*Other\* may include missing, habitual offense, contempt of court, or misdemeanor.  
\*\*\*Unknown\* represents offenders who were sentenced to DOC, but County of Commitment data was unavailable.  
Source: Prsadm7.pgm

**Indiana Department of Correction**

**Table 7**

**Release Type by County of Commitment - Adult Offenders**

**June 2021**

County	Release Type					County	Release Type				
	Parole	Probation	Discharged	CTP	Total		Parole	Probation	Discharged	CTP	Total
Adams	3	3	0	3	9	Madison	14	18	6	5	43
Allen	11	9	2	16	38	Marion	72	50	23	7	152
Bartholomew	4	0	0	0	4	Marshall	0	7	1	1	9
Benton	1	0	0	0	1	Martin	1	1	0	0	2
Blackford	2	1	1	0	4	Miami	3	1	0	0	4
Boone	4	2	0	1	7	Monroe	12	1	0	0	13
Brown	0	0	0	1	1	Montgomery	4	3	0	1	8
Carroll	1	0	0	0	1	Morgan	4	2	1	2	9
Cass	2	0	0	4	6	Newton	1	1	0	0	2
Clark	1	3	1	0	5	Noble	2	2	0	0	4
Clay	0	0	1	0	1	Ohio	1	0	0	0	1
Clinton	1	1	1	4	7	Orange	4	0	0	0	4
Crawford	0	0	0	0	0	Owen	2	1	1	0	4
Daviess	4	1	0	0	5	Parke	2	1	0	0	3
Dearborn	3	6	1	0	10	Perry	0	0	1	1	2
Decatur	4	1	1	1	7	Pike	0	0	0	0	0
DeKalb	3	3	0	2	8	Porter	5	1	0	1	7
Delaware	0	4	0	1	5	Posey	1	2	0	1	4
Dubois	1	0	0	0	1	Pulaski	0	0	1	0	1
Elkhart	13	17	0	2	32	Putnam	1	0	1	0	2
Fayette	1	4	2	1	8	Randolph	0	1	0	0	1
Floyd	0	0	0	0	0	Ripley	2	2	0	0	4
Fountain	0	0	0	0	0	Rush	1	3	1	0	5
Franklin	3	1	0	0	4	St. Joseph	9	0	3	1	13
Fulton	1	0	0	1	2	Scott	2	3	1	0	6
Gibson	5	1	0	0	6	Shelby	5	0	2	0	7
Grant	5	1	3	1	10	Spencer	0	0	0	0	0
Greene	4	4	0	0	8	Starke	1	0	1	0	2
Hamilton	9	2	1	2	14	Steuben	1	1	0	1	3
Hancock	2	1	0	0	3	Sullivan	0	2	0	0	2
Harrison	1	1	0	0	2	Switzerland	0	3	1	0	4
Hendricks	2	3	3	0	8	Tippecanoe	6	14	1	2	23
Henry	6	2	0	0	8	Tipton	1	0	0	0	1
Howard	3	3	1	0	7	Union	3	0	0	1	4
Huntington	3	4	1	0	8	Vanderburgh	14	3	3	11	31
Jackson	4	3	1	12	20	Vermillion	0	1	0	1	2
Jasper	0	0	0	0	0	Vigo	8	4	0	3	15
Jay	2	1	0	2	5	Wabash	2	0	1	0	3
Jefferson	5	3	0	5	13	Warren	1	1	0	0	2
Jennings	4	0	1	3	8	Warrick	0	0	0	2	2
Johnson	8	11	3	0	22	Washington	0	0	0	0	0
Knox	1	0	1	0	2	Wayne	9	0	1	2	12
Kosciusko	4	2	1	1	8	Wells	1	4	0	2	7
LaGrange	0	0	0	0	0	White	1	1	0	1	3
Lake	6	8	2	3	19	Whitley	0	3	0	0	3
LaPorte	3	4	0	1	8	Unknown	3	0	1	0	4
Lawrence	3	0	0	0	3	<b>Totals</b>	<b>342</b>	<b>247</b>	<b>79</b>	<b>113</b>	<b>781</b>

This data excludes Temporary Moves, Safekeepers, Predispositions, Escapes, Deaths, releases from CTP and releases from Out of State Parole.

\*"Unknown" represents offenders who were sentenced to DOC, but County of Commitment data was unavailable.

Source: prisrel7.pgm

**Indiana Department of Correction**  
**Table 8**  
**The Number of Department of Correction Offenders**  
**Held in County Jails\***  
**July 1, 2021**

<u>County</u>	<u>Adult Male</u>	<u>Adult Female</u>	<u>County</u>	<u>Adult Male</u>	<u>Adult Female</u>	<u>County</u>	<u>Adult Male</u>	<u>Adult Female</u>
Adams	2	0	Hendricks	6	1	Pike	0	1
Allen	48	5	Henry**	3	0	Porter	5	0
Bartholomew	4	1	Howard	5	2	Posey	2	0
Benton	1	0	Huntington	4	1	Pulaski**	3	0
Blackford**	4	1	Jackson	9	0	Putnam**	0	1
Boone	1	0	Jasper	0	0	Randolph	2	0
Brown	0	1	Jay	9	1	Ripley	6	0
Carroll	0	0	Jefferson	1	0	Rush	2	0
Cass	6	0	Jennings	7	0	St. Joseph	6	0
Clark	11	0	Johnson	10	1	Scott	12	1
Clay	3	0	Knox**	2	0	Shelby	1	0
Clinton	6	1	Kosciusko	5	0	Spencer**	22	3
Crawford**	1	0	LaGrange	1	0	Starke	0	0
Daviess	0	0	Lake	19	1	Steuben	3	0
Dearborn	11	1	LaPorte	4	0	Sullivan	1	0
Decatur	4	0	Lawrence	3	1	Switzerland	0	0
DeKalb	1	0	Madison	21	2	Tippecanoe	24	0
Delaware	5	1	Marion	69	1	Tipton	2	0
Dubois	0	1	Marshall	11	2	Union	0	0
Elkhart	39	2	Martin	3	0	Vanderburgh	34	1
Fayette	3	0	Miami	3	1	Vermillion	1	0
Floyd	6	0	Monroe	3	0	Vigo	6	0
Fountain	4	0	Montgomery	6	0	Wabash	6	1
Franklin	2	0	Morgan	4	0	Warren	3	0
Fulton	1	0	Newton	0	0	Warrick	0	0
Gibson	3	0	Noble	3	0	Washington	0	0
Grant	10	0	Ohio	1	0	Wayne	8	1
Greene	4	0	Orange**	3	0	Wells**	8	1
Hamilton	21	0	Owen	3	0	White	0	0
Hancock	2	0	Parke	1	0	Whitley	3	0
Harrison**	1	0	Perry	1	0	<b>Total</b>	<b>584</b>	<b>38</b>

\* Data is based on known frequencies reported by the counties; some county data may be missing

\*\* County Jail Substance Abuse Programs

Source: Offender Movement

**Indiana Department of Correction**  
**Table 9**  
**Community Transition Program**  
**Average Daily Populations**

<u>Month</u>	<u>2016</u>	<u>2017</u>	<u>2018</u>	<u>2019</u>	<u>2020</u>	<u>2021</u>
January	518	465	392	382	338	301
February	480	475	402	379	338	304
March	492	475	411	372	317	300
April	518	481	441	376	278	291
May	499	487	443	396	279	270
June	469	481	398	379	241	291
July	491	445	386	393	256	
August	496	421	395	336	254	
September	509	400	387	330	262	
October	478	385	384	324	259	
November	470	389	366	323	270	
December	<u>461</u>	<u>372</u>	<u>381</u>	<u>339</u>	<u>275</u>	
<b>YEARLY AVERAGE</b>	<b>490</b>	<b>440</b>	<b>399</b>	<b>361</b>	<b>281</b>	

Source: CTP Database and OIS Warmbody

**Indiana Department Of Correction**  
**Table 10**  
**Community Transition Program**  
**June 2021 Release Information (Felony Level A-D)**

<b>Total number of offenders eligible to be released =</b>		<b>113</b>
Felony A and B total =	101	
Felony C total =	9	
Felony D total =	0	
Murder =	3	
<b>Total number of offenders transitioned to counties for CTP =</b>		<b>21</b>
By default (lack of response from judge)		
Felony A or B =	0	
Felony C =	1	
Felony D =	0	
By approval by court order from judge		
Felony A or B =	20	
Felony C =	0	
Felony D =	0	
Murder =	0	
<b>Total number of offenders transitioned to counties then returned to DOC due to refusal (court ordered denial upon receipt of offender) =</b>		<b>0</b>
<b>Total number of court ordered denials =</b>		<b>60</b>
Felony A or B =	51	
Felony C =	7	
Felony D =	0	
Murder =	2	
<b>Total number of Felony A or B, or Murder denials by default (no response from judge) =</b>		<b>22</b>
<b>Total number of offenders who became ineligible after eligibility determined but prior to CTP commencement date (reasons include change in Earliest Possible Release Date, change in warrant status, released to probation or to parole, other miscellaneous) =</b>		<b>10</b>
Felony A or B =	9	
Felony C =	1	
Felony D =	0	
Murder =	0	

Source: SAS - CTP2 Adms

**Indiana Department Of Correction**  
**Table 10**  
**Community Transition Program**  
**June 2021 Release Information (Felony Level A-D)**

<b>Total number of offenders eligible to be released =</b>		<b>313</b>
Felony 1 and 2 total =	18	
Felony 3 and 4 total =	137	
Felony 5 and 6 total =	158	
<b>Total number of offenders transitioned to counties for CTP =</b>		<b>97</b>
By default (lack of response from judge)		
Felony 1 and 2 total =	0	
Felony 3 and 4 total =	0	
Felony 5 and 6 total =	23	
By approval by court order from judge		
Felony 1 and 2 total =	7	
Felony 3 and 4 total =	32	
Felony 5 and 6 total =	35	
<b>Total number of offenders transitioned to counties then returned to DOC due to refusal (court ordered denial upon receipt of offender) =</b>		<b>0</b>
<b>Total number of court ordered denials =</b>		<b>133</b>
Felony 1 and 2 total =	10	
Felony 3 and 4 total =	50	
Felony 5 and 6 total =	73	
<b>Total number of Felony 1 or 2 denials by default (no response from judge) =</b>		<b>0</b>
<b>Total number of offenders who became ineligible after eligibility determined but prior to CTP commencement date (reasons include change in Earliest Possible Release Date, change in warrant status, released to probation or to parole, other miscellaneous) =</b>		<b>47</b>
Felony 1 and 2 total =	1	
Felony 3 and 4 total =	19	
Felony 5 and 6 total =	27	

Indiana Department of Correction  
Table 11  
Total Number of Felony Offenses  
Committed to the Indiana Department of Correction

June 2021

Felony Level	Primary Offense	Secondary Offense	Jun-21		This Calendar Year	
			SEX		SEX	
			F	M	F	M
A Felony	Arson (35-43-1-1)		-	-	-	1
	Burglary (35-43-2-1)		-	-	-	1
	Child Molesting (35-42-4-3)		-	5	-	7
	Dealing Cocaine or Narcotic Drug (35-48-4-1)		-	-	-	7
	Dealing Methamphetamine (35-48-4-1.1)		-	1	-	3
	Dealing Sched I, II, or III Contrd Sub (35-48-4-2)		-	-	2	1
<b>A Felony Total</b>			<b>0</b>	<b>6</b>	<b>2</b>	<b>20</b>

Felony Level	Primary Offense	Secondary Offense	Jun-21		This Calendar Year	
			SEX		SEX	
			F	M	F	M
B Felony	Aggravated Battery (35-42-2-1.5)		-	-	-	1
	Arson (35-43-1-1)		-	-	-	1
	Battery (35-42-2-1)		-	-	-	1
	Burglary (35-43-2-1)		-	3	1	26
	Child Molesting (35-42-4-3)		-	-	-	4
	Criminal Confinement (35-42-3-3)		-	-	-	2
	Dealing Cocaine or Narcotic Drug (35-48-4-1)		-	4	-	17
	Dealing Methamphetamine (35-48-4-1.1)		-	1	4	20
	Dealing Sched I, II, or III Contrd Sub (35-48-4-2)		-	1	4	8
	Escape/Failure to Return (35-44-3-5)		-	-	-	1
	Felon in Possession of a Firearm (35-47-4-5)		-	-	-	3
	Possession Methamphetamine (35-48-4-6.1)		-	1	-	1
	Possession of Cocaine or Narcotic Drug (35-48-4-6)		-	-	-	1
	Rape (35-42-4-1)		-	-	-	2
	Robbery (35-42-5-1)		-	5	2	19
		Sexual Misconduct with a Minor (35-42-4-9)		-	-	-
<b>B Felony Total</b>			<b>0</b>	<b>15</b>	<b>11</b>	<b>111</b>

Felony Level	Primary Offense	Secondary Offense	Jun-21		This Calendar Year		
			SEX		SEX		
			F	M	F	M	
C Felony	Battery (35-42-2-1)		-	-	1	4	
	Burglary (35-43-2-1)		-	1	1	7	
	Child Molesting (35-42-4-3)		-	-	-	2	
	Criminal Confinement (35-42-3-3)		-	1	-	1	
	Forgery (35-43-5-2)		-	-	3	4	
	Handgun Violation (35-47-2-7)		-	-	-	1	
	Neglect of a Dependent (35-46-1-4)		-	-	-	1	
	Non-Support of Dependent Child (35-46-1-5)		-	-	-	6	
	Operating Vehicle w/Lifetime Suspension (9-30-10-17)		-	-	-	2	
	Possession of Cocaine or Narcotic Drug (35-48-4-6)		-	-	-	2	
	Possession of Precursors (35-48-4-14.5)		-	-	1	-	
	Robbery (35-42-5-1)		-	-	-	4	
		Sexual Misconduct with a Minor (35-42-4-9)		-	2	-	3
	<b>C Felony Total</b>			<b>0</b>	<b>4</b>	<b>6</b>	<b>37</b>

Felony Level	Primary Offense	Secondary Offense	Jun-21		This Calendar Year		
			SEX		SEX		
			F	M	F	M	
D Felony	Auto Theft, Receiving Stolen Parts (35-43-4-2.5)		-	-	1	3	
	Check Fraud (35-43-5-12)		-	-	1	-	
	Driving While Suspended/Oper Veh HTV (9-30-10-16)		-	-	-	1	
	Failure to Return to Lawful Detention (35-44-3-5)		-	-	-	2	
	Intimidation (35-45-2-1)		-	-	-	2	
	Maintaining a Common Nuisance (35-48-4-13)		-	1	1	2	
	Non-Support of a Child (35-46-1-5)		-	-	2	2	
	Possession of Cocaine or Narcotic Drug (35-48-4-6)		-	-	-	1	
	Possession of Controlled Substance (35-48-4-7)		-	-	-	3	
	Possession of Precursors (35-48-4-14.5)		-	1	-	1	
	Resisting Law Enforcement (35-44-3-3)		-	-	-	2	
	Resisting Law Enforcement, Vehicle (35-44.1-3-1A)		-	-	-	1	
		Theft, Receiving Stolen Property (35-43-4-2)		-	1	2	9
	<b>D Felony Total</b>			<b>0</b>	<b>3</b>	<b>7</b>	<b>29</b>

Felony Level	Primary Offense	Secondary Offense	Jun-21		This Calendar Year	
			SEX		SEX	
			F	M	F	M
Level 1 Felony	Attempt to Commit a Felony (35-41-5-1)	Attempted Murder (35-42-1-1(1))	-	-	-	1
		Murder (35-42-1-1)	-	2	-	9
	Burglary (35-43-2-1)		-	2	-	2
	Child Molesting (35-42-4-3)		-	10	1	56
	Conspiracy (35-41-5-2)	Child Molesting (35-42-4-3)	-	-	-	1
		Murder (35-42-1-1)	1	-	2	-
	Dealing a Substance Resulting in Death		-	2	-	6
	Firearm Enhancement (35-50-2-11)		-	-	-	2
Neglect of a Dependent/Death (35-46-1-4)		-	-	1	-	
Rape (35-42-4-1)		-	-	-	1	
<b>Level 1 Felony Total</b>			<b>1</b>	<b>16</b>	<b>4</b>	<b>78</b>

Felony Level	Primary Offense	Secondary Offense	Jun-21		This Calendar Year	
			SEX		SEX	
			F	M	F	M
Level 2 Felony	Aiding, Inducing or Causing an Offense (35-41-2-4)	Burglary (35-43-2-1)	-	-	-	1
		Criminal Confinement (35-42-3-3)	-	-	1	-
		Dealing Methamphetamine (35-48-4-1.1)	-	-	1	1
		Kidnapping (35-42-3-2)	-	-	1	-
		Robbery (35-42-5-1)	-	1	-	1
	Attempt to Commit a Felony (35-41-5-1)	Dealing Methamphetamine (35-48-4-1.1)	-	-	1	-
		Robbery (35-42-5-1)	-	1	-	1
	Burglary (35-43-2-1)		-	1	1	8
	Conspiracy (35-41-5-2)	Deal Sched I,2,3 Sub (35-48-4-2)	-	-	-	1
		Dealing Cocaine or Narcotic Drug (35-48-4-1)	-	-	1	-
		Dealing Methamphetamine (35-48-4-1.1)	-	1	1	1
		Murder (35-42-1-1)	-	-	-	1
		Robbery (35-42-5-1)	-	-	-	1
	Criminal Confinement (35-42-3-3)		-	-	-	1
	Dealing Cocaine or Narcotic Drug (35-48-4-1)		1	5	3	23
	Dealing Methamphetamine (35-48-4-1.1)		5	21	27	111
	Dealing Sched I, II, or III Contrd Sub (35-48-4-2)		-	2	-	9
Robbery (35-42-5-1)		-	5	-	14	
Voluntary Manslaughter (35-42-1-3)		1	5	4	14	
<b>Level 2 Felony Total</b>			<b>7</b>	<b>41</b>	<b>41</b>	<b>188</b>



Felony Level	Primary Offense	Secondary Offense	Jun-21		This Calendar Year	
			SEX		SEX	
			F	M	F	M
Level 3 Felony	Accident/Failure to Stop-Serious Inj/Death (9-26-1-1.1)		-	2	-	4
	Aggravated Battery (35-42-2-1.5)		2	10	4	36
	Aiding, Inducing or Causing an Offense (35-41-2-4)	Aggravated Battery (35-42-2-1.5)	-	-	1	-
		Criminal Confinement (35-42-3-3)	-	-	2	3
		Dealing Cocaine or Narcotic Drug (35-48-4-1)	-	-	-	1
		Robbery (35-42-5-1)	-	-	1	3
	Attempt to Commit a Felony (35-41-5-1)	Aggravated Battery (35-42-2-1.5)	-	-	1	1
		Possession of Cocaine or Narcotic Drug (35-48-4-6)	-	-	1	-
		Rape (35-42-4-1)	-	-	-	1
		Robbery (35-42-5-1)	-	-	-	7
	Battery (35-42-2-1)		-	-	2	2
	Burglary (35-43-2-1)		-	1	-	8
	Child Molesting (35-42-4-3)		-	4	-	23
	Conspiracy (35-41-5-2)	Dealing Cocaine or Narcotic Drug (35-48-4-1)	-	-	1	-
		Dealing Methamphetamine (35-48-4-1.1)	-	-	1	-
		Robbery (35-42-5-1)	-	-	-	2
	Criminal Confinement (35-42-3-3)		-	4	-	26
	Dealing Cocaine or Narcotic Drug (35-48-4-1)		2	5	8	26
	Dealing Methamphetamine (35-48-4-1.1)		5	9	22	42
	Dealing Sched I, II, or III Control Sub (35-48-4-2)		-	2	1	7
	Dealing Sched IV Control Sub (35-48-4-3)		-	-	-	5
	Dealing in Sub that Results in Death (35-42-1-1.5)		-	-	-	1
	Domestic Battery SBI Under 14 (35-42-2-1.3A)		-	-	1	1
	Human Sexual Trafficking (35-42-3-5.1)		-	-	-	1
	Kidnapping (35-42-3-2)		-	1	-	2
	Neglect of a Dependent/Death (35-46-1-4)		3	1	7	6
	Possession of Cocaine or Narcotic Drug (35-48-4-6)		-	2	1	8
	Possession of Meth (35-48-4-6.1)		3	4	8	35
	Rape (35-42-4-1)		-	5	-	28
	Resisting Law Enforcement (35-44.1-3-1)		-	-	-	2
	Robbery (35-42-5-1)		2	27	4	126
Level 3 Felony Total			17	77	66	417

Felony Level	Primary Offense	Secondary Offense	Jun-21		This Calendar Year	
			SEX		SEX	
			F	M	F	M
Level 4 Felony	Aiding, Inducing or Causing an Offense (35-41-2-4)	Dealing Methamphetamine (35-48-4-1.1)	-	-	1	-
		Dealing Sched 1,2,3 Sub (35-48-4-2)	-	-	1	-
		Possession of Meth (35-48-4-6.1)	-	-	1	-
	Aron (35-43-1-1)		-	3	6	16
	Attempt to Commit a Felony (35-41-5-1)	Aron (35-43-1-1)	1	-	1	-
	Burglary (35-43-2-1)		1	16	15	99
	Child Exploitation (35-42-4-4)		-	1	-	6
	Child Molesting (35-42-4-3)		-	14	1	58
	Child Solicitation (35-42-4-6)		-	1	-	5
	Conspiracy (35-41-5-2)	Dealing Methamphetamine (35-48-4-1.1)	-	-	1	-
		Dealing Sched 1,2,3 Sub (35-48-4-2)	-	-	1	-
		Sexual Misconduct with a Minor (35-42-4-9)	-	-	-	1
	Criminal Confinement (35-42-3-3)		-	2	-	2
	Dealing Cocaine or Narcotic Drug (35-48-4-1)		2	7	4	29
	Dealing Methamphetamine (35-48-4-1.1)		6	16	26	76
	Dealing Sched I, II, or III Control Sub (35-48-4-2)		1	3	1	14
	Dealing Sched IV Controlled Substance (35-48-4-3)		-	-	-	2
	Felon in Possession of a Firearm (35-47-4-5)		-	25	2	140
	Incest (35-46-1-3)		-	4	2	5
	Kidnapping(35-42-3-2)		-	-	-	1
	Leaving Scene of Accident with Serious Bodily Injury		1	1	2	4
	Manufacturing Meth (35-48-4-1.2)		-	-	-	3
	Operating Vehicle Intoxicated/Death (9-30-5-5)		-	-	6	14
	Operating a Vehicle While Intoxicated Causing Serious Bodily Injury		-	-	1	1
	Pharmacy Robbery (35-42-5-1(b))		-	-	-	2
	Possession of Cocaine or Narcotic Drug (35-48-4-6)		-	2	-	9
	Possession of Dangerous Device (35-44.1-3-7)		-	-	-	1
	Possession of Meth (35-48-4-6.1)		1	10	13	50
	Sexual Battery (35-42-4-8)		-	-	-	2
	Sexual Misconduct with a Minor (35-42-4-9)		-	6	1	41
	Stalking (35-45-10-5)		-	-	-	1
	Vicarious Sexual Gratification (35-42-4-5)		-	-	-	1
Level 4 Felony Total			13	111	86	583

Felony Level	Primary Offense	Secondary Offense	Jun-21		This Calendar Year		
			SEX		SEX		
			F	M	F	M	
Level 5 Felony	Aiding, Inducing or Causing an Offense (35-41-2-4)	Battery (35-42-2-1)	-	-	1	1	
		Burglary (35-43-2-1)	-	-	1	1	
		Dealing Methamphetamine (35-48-4-1.1)	-	-	1	-	
		Dealing/Poss. Look-Alike Subs (35-48-4-4.6)	-	-	1	-	
		Firearm w/in One Mile of School (35-47-2-1)	-	-	1	-	
		Robbery (35-42-5-1)	1	-	1	-	
		Assisting a Criminal (35-44.1-2-5)	1	-	2	3	
		Attempt to Commit a Felony (35-41-5-1)	-	-	-	2	
			Battery (35-42-2-1)	-	-	-	2
			Burglary (35-43-2-1)	-	1	-	1
			Dealing Sched I, II, or III Contrld Sub (35-48-4-2)	-	-	-	1
			Escape (35-44.1-3-4)	-	-	1	1
			FSI6	-	-	-	1
			Obstruction of Justice (35-44-3-4)	-	-	-	1
			Robbery (35-42-5-1)	1	-	3	2
		Auto Theft, Receiving Stolen Parts (35-43-4-2.5)		-	2	-	8
		Battery (35-42-2-1)		1	33	21	168
		Burglary (35-43-2-1)		1	13	10	139
		Check Deception (35-43-5-5)		-	-	-	1
		Child Exploitation (35-42-4-4)		-	2	-	17
		Child Pornography (35-42-4-4(C))		-	-	-	7
		Child Possession of a Firearm (35-47-10-5)		-	-	-	1
		Child Seduction (35-42-4-7)		-	-	-	3
		Child Solicitation (35-42-4-6)		-	1	1	8
		Conspiracy (35-41-5-2)	Burglary (35-43-2-1)	-	-	-	2
			Dealing Methamphetamine (35-48-4-1.1)	-	-	1	-
			Dealing in Methamphetamine (35-48-4-1.1)	-	-	-	2
			Fraud on Financial Institution (35-43-5-8)	-	-	-	1
			Theft, Recv Stolen Prop (35-43-4-2)	-	-	2	-
			Trafficking with an Inmate (35-44.1-3-5)	-	-	1	1
		Contrib. to the Delinquency of a Minor(35-46-1-8)		-	-	1	3
		Corrupt Business Influence (35-45-6-2)		-	-	1	10
		Criminal Confinement (35-42-3-3)		-	5	1	26
		Criminal Gang Activity (35-45-9-3)		-	-	-	1
		Criminal Recklessness (35-42-2-2)		-	2	2	18
		Dealing Cocaine or Narcotic Drug (35-48-4-1)		3	7	13	39
		Dealing Marijuana, Hash Oil, or Hashish (35-48-4-10)		-	1	-	10
		Dealing Methamphetamine (35-48-4-1.1)		4	21	31	103
		Dealing Sched I, II, or III Contrld Sub (35-48-4-2)		-	1	2	8
		Dealing Sched IV Contrld Sub (35-48-4-3)		-	-	-	1
		Dealing in Methamphetamine (35-48-4-1.1)		1	8	16	55
		Dealing/Poss. Look-Alike Subs (35-48-4-4.6)		-	-	-	2
		Disarm/Attempt to Disarm an Officer (35-44.1-3-2)		-	-	-	2
		Domestic Battery (35-42-2-1.3)		3	24	12	108
		Escape (35-44.1-3-4)		3	4	7	25
		Fail to Stop Acc Death (9-26-1-1.1)		-	-	-	2
		Failure to Register as a Sex Offender (11-8-8-17)		-	5	2	42
		Felon Fraud in Offer (23-19-5-1)		-	-	-	1
		Firearm w/in One Mile of School (35-47-2-1)		-	21	8	130
		Fraud on Financial Institution (35-43-5-8)		1	3	3	20
		Home Improvement Fraud (35-43-6-12)		-	1	-	1
		Invest (35-46-1-3)		-	-	-	2
		Intimidation (35-45-2-1)		-	4	6	56
		Involuntary Manslaughter (35-42-1-4)		1	-	1	2
		Kidnapping (35-42-3-2)		-	-	-	5
		Neglect of a Dependent/Death (35-46-1-4)		-	1	7	7
		Non-Support of Dependent Child (35-46-1-5)		-	-	-	3
		Obliterating Handgun LD. (35-47-2-18)		-	-	1	4
		Obstruction of Justice (35-44.1-2-2)		-	1	-	2
		Oper Vch All Life Susp (9-30-10-17)		-	13	3	65
Operating Veh while Intoxicated (9-30-5-3)		-	1	-	2		
Operating Vehicle Intox-Prior (9-30-5-2)		-	1	-	4		
Operating Vehicle Intoxicated-Contrld Sub (9-30-5-1)		-	-	-	1		
Operating Vehicle Intoxicated/Death (9-30-5-5)		-	-	-	2		
Operating Vehicle Intoxicated/Injury (9-30-5-4)		2	3	6	13		
Possession - Destruct Device (35-47-5-2)		-	1	-	2		
Possession of Cocaine or Narcotic Drug 35-48-4-6		2	3	5	30		
Possession of Dangerous Device (35-44.1-3-7)		-	-	-	1		
Possession of Syringes or Needles (16-42-19-18)		-	-	2	-		
Possession/Use of Legend Drug (16-42-19-13)		-	-	-	1		
Reckless Homicide (35-42-1-5)		-	1	4	4		
Resisting Law Enforcement (35-44.1-3-1)		-	2	-	6		
Robbery (35-42-5-1)		1	10	7	56		
Sexual Misconduct with Service Provider (35.44.1-3-10)		-	1	-	2		
Sexual Misconduct with a Minor (35-42-4-9)		-	6	1	19		
Stalking (35-45-10-5)		-	2	-	11		
Strangulation (35-42-2-9)		-	1	-	5		
Theft, Receiving Stolen Property (35-43-4-2)		-	7	5	34		
Trafficking with an Inmate (35-44.1-3-5)		-	-	1	5		
Vicious Sexual Gratification (35-42-4-5)		-	1	-	1		
<b>Level 5 Felony Total</b>			<b>26</b>	<b>214</b>	<b>194</b>	<b>1331</b>	

Felony Level	Primary Offense	Secondary Offense	Jun-21		This Calendar Year			
			SEX		SEX			
			F	M	F	M		
Level 6 Felony	Abuse of a Corpse (35-45-11-2)	Insurance Fraud (35-43-5-4.5)	-	1	-	2		
			Aiding, Inducing or Causing an Offense (35-41-2-4)	-	-	-	1	
			Assisting a Criminal (35-44.1-2-5)	-	-	-	2	
			Attempt to Commit a Felony (35-41-5-1)	-	-	-	1	
				Attempted/Obstruction of Justice (35-41-5-1)	-	-	-	1
				Insurance Fraud (35-43-5-4.5)	-	1	-	1
				Residential Entry (35-43-2-1.5)	-	-	-	1
				Theft, Receiving Stolen Property (35-43-4-2)	-	1	-	1
			Auto Theft, Receiving Stolen Parts (35-43-4-2.5)		1	5	5	21
			Battery 35-42-2-1		1	10	11	40
			Check Deception (35-43-5-5)		-	-	-	2
			Check Fraud (35-43-5-12)		-	-	1	2
			Child Exploitation (35-42-4-4)		-	1	-	1
			Conspiracy (35-41-5-2)	Forgery, Counterfeiting, Application Fraud (35-43-5-2)	-	-	-	1
			Contrib Delinquency (35-46-1-8)		-	1	-	1
			Criminal Confinement (35-42-3-3)		-	2	-	14
			Criminal Confinement (35-42-3-3)		1	19	5	75
			Criminal Mischief (35-43-1-2)		-	-	-	2
			Criminal Recklessness (35-42-2-2)		1	1	1	12
			Criminal Trespass (35-43-2-2)		-	-	-	1
			Cruelty to Animals (35-46-3-12)		-	-	-	2
			Dealing Fake Controlled Substances (35-48-4-4.6)		-	-	-	2
			Dealing Marijuana, Hash Oil, or Hashish (35-48-4-10)		-	2	-	7
			Dealing Sched IV Contrld Sub (35-48-4-3)		1	1	2	1
			Dealing/Poss. Look-Alike Subs (35-48-4-10.5)		-	-	-	1
			Dealing/Poss. Look-Alike Subs (35-48-4-11.5)		-	-	-	1
			Dissemination of Matter Harmful to Minor (35-49-3-3)		-	-	-	2
			Escape 35-44.1-3-4		7	13	22	78
			Fail to Reg Sex Off (11-8-8-17)		-	-	-	8
			Failure to Appear (35-44.1-2-9)		-	-	1	4
			False Reporting(35-44.1-2-3)		-	-	-	1
			Forgery, Counterfeiting, Application Fraud (35-43-5-2)		-	2	3	15
			Identity Deception (35-43-5-3.5)		2	-	3	4
			Insurance Fraud (35-43-5-4.5)		-	1	3	12
			Intimidation (35-45-2-1)		-	9	1	34
			Invasion of Privacy (35-46-1-15.1)		-	8	2	32
			Leaving the Scene of an Accident(9-26-1-1.1)		-	2	-	5
			Maintain Common Nuisance (35-45-2-1(c))		-	1	3	15
			Maintaining Common Nuisance (35-48-4-13)		-	1	3	5
			Neglect of a Dependent/Death (35-46-1-4)		2	4	4	10
			Non-Support of Dependent Child (35-46-1-5)		-	-	1	-
			Obstruction of Justice (35-44.1-2-2)		-	3	2	6
			Oper Vehicle-Intox-Prev Conv (9-30-5-3)		-	4	2	9
			Operating Vehicle Intoxicated-Contrld Sub (9-30-5-1)		-	4	1	10

Felony Level	Primary Offense	Secondary Offense	Jun-21		This Calendar Year	
			SEX		SEX	
			F	M	F	M
Level 6 Felony (Cont'd)	Operating Vehicle Intoxicated-Endanger (9-30-5.2)	Habitual Offender Controlled Substance (35-50-2-10)	-	8	5	32
	Operating Vehicle Intoxicated-Injury (9-30-5.4)		-	1	-	2
	Operating Vehicle-Habitual Violation (9-30-10-16)		-	-	2	3
	Pointing a Firearm (35-47-4-3)		1	6	6	24
	Poss Precursors (35-48-4-14.5)		-	1	3	5
	Possession Sched IV Control Sub w/in 1,000 ft (35-48-4-7)		-	-	-	1
	Possession of Child Pornography (35-42-4-4(C))		-	-	-	5
	Possession of Cocaine or Narcotic Drug (35-48-4-6)		-	1	-	8
	Possession of Marijuana (35-48-4-4.1)		3	6	15	50
	Possession of Meth(35-48-4-6.1)		-	1	-	4
	Possession of Syringes or Needles (16-42-19-18)		6	20	38	136
	Possession or Use of Legend Drug (16-42-19-13)		4	17	23	72
	Residential Entry (35-43-2-1.5)		-	-	5	6
	Resisting Law Enforce (35-44.1-3-1)		1	2	5	23
	Sex Offender without Identification (11-8-8-15)		2	16	8	98
	Sexual Battery (35-42-4-8)		-	-	1	2
	Stalking (35-45-10-8)		-	3	-	5
	Strangulation (35-42-2-9)		-	-	1	1
	Synthetic ID Deception (35-43-6-3.8)		-	9	2	23
	Theft, Receiving Stolen Property (35-43-4-2)		1	-	1	2
Unauthorized Entry of Motor Veh (35-43-4-2.7)	4	25	30	137		
					2	
<b>Level 6 Felony Total</b>			<b>38</b>	<b>211</b>	<b>221</b>	<b>1086</b>

Felony Level	Primary Offense	Secondary Offense	Jun-21		This Calendar Year	
			SEX		SEX	
			F	M	F	M
Murder	Murder (35-42-1-1)			4	36	
<b>Murder Total</b>			<b>2</b>	<b>15</b>	<b>4</b>	<b>36</b>

Felony Level	Primary Offense	Secondary Offense	Jun-21		This Calendar Year	
			SEX		SEX	
			F	M	F	M
Habitual Offender	Habitual Offender (35-50-2-8)			3	21	
	Habitual Offender Controlled Substance (35-50-2-10)			1	6	
<b>Habitual Offender Total</b>			<b>1</b>	<b>3</b>	<b>4</b>	<b>27</b>

			Jun-21		This Calendar Year	
			SEX		SEX	
			F	M	F	M
<b>Grand Total</b>			<b>105</b>	<b>716</b>	<b>646</b>	<b>3943</b>

Note: Offense data may not be available for all offenders at the time this table was prepared.  
Only new commitments and probation violations are reported on this table.  
Parole and Community Transition Program violators are excluded on this table.  
Source: SAS - all.citations\_moo.pgm

Indiana Department of Correction  
Table 12  
Number of New Admissions by Most Serious Offense  
Committed to the Indiana Department of Correction

June 2021

Felony Level	Primary Offense	Secondary Offense	Jun-21		This Calendar Year	
			SEX		SEX	
			F	M	F	M
Level A Felony	Arson (35-43-1)		-	-	-	1
	Burglary (35-42-2-1)		-	-	-	1
	Child Molesting (35-42-4-3)		-	2	-	3
	Dealing Cocaine or Narcotic Drug (35-48-4-1)		-	-	-	7
	Dealing Methamphetamine (35-48-4-1.1)		-	1	-	3
	Dealing Sched I, II, or III Contrd Sub (35-48-4-2)		-	-	1	1
<b>Level A Felony Total</b>			<b>0</b>	<b>3</b>	<b>1</b>	<b>16</b>

Felony Level	Primary Offense	Secondary Offense	Jun-21		This Calendar Year	
			SEX		SEX	
			F	M	F	M
Level B Felony	Aggravated Battery (35-42-2-1.5)		-	-	-	1
	Arson (35-43-1-1)		-	-	-	1
	Battery (35-42-2-1)		-	-	-	1
	Burglary (35-42-2-1)		-	3	1	22
	Child Molesting (35-42-4-3)		-	-	-	3
	Criminal Confinement (35-42-3-3)		-	-	-	1
	Dealing Cocaine or Narcotic Drug (35-48-4-1)		-	3	-	16
	Dealing Methamphetamine (35-48-4-1.1)		-	1	4	18
	Dealing Sched I, II, or III Contrd Sub (35-48-4-2)		-	1	4	7
	Excessive Failure to Return (35-44-3-5)		-	-	-	1
	Felon in Possession of a Firearm (35-47-4-5)		-	-	-	3
	Rape (35-42-4-1)		-	-	-	2
	Robbery (35-42-5-1)		-	3	2	15
	Sexual Misconduct with a Minor (35-42-4-9)		-	-	-	4
	<b>Level B Felony Total</b>			<b>0</b>	<b>11</b>	<b>11</b>

Felony Level	Primary Offense	Secondary Offense	Jun-21		This Calendar Year	
			SEX		SEX	
			F	M	F	M
Level C Felony	Battery (35-42-2-1)		-	-	1	2
	Burglary (35-42-2-1)		-	1	1	5
	Child Molesting (35-42-4-3)		-	-	-	2
	Criminal Confinement (35-42-3-3)		-	1	-	1
	Forgery (35-43-5-2)		-	-	3	4
	Handgun Violation (35-47-2-7)		-	-	-	1
	Neglect of a Dependent (35-46-1-4)		-	-	-	1
	Non-Support of Dependent Child (35-46-1-5)		-	-	-	4
	Operating Vehicle w/Lifetime Suspension (9-30-10-17)		-	-	-	2
	Possession of Cocaine or Narcotic Drug (35-48-4-6)		-	-	-	2
	Robbery (35-42-5-1)		-	-	-	1
	Sexual Misconduct with a Minor (35-42-4-9)		-	1	-	1
	<b>Level C Felony Total</b>			<b>0</b>	<b>3</b>	<b>5</b>

Felony Level	Primary Offense	Secondary Offense	Jun-21		This Calendar Year	
			SEX		SEX	
			F	M	F	M
Level D Felony	Auto Theft, Receiving Stolen Parts (35-43-4-2.5)		-	-	-	1
	Check Fraud (35-43-5-12)		-	-	1	-
	Driving While Suspended/Oper Vch HTV (9-30-10-16)		-	-	-	1
	Intimidation (35-45-2-1)		-	-	-	2
	Non-Support of a Child (35-46-1-5)		-	-	1	2
	Possession of Controlled Substance (35-48-4-7)		-	-	-	1
	Resisting Law Enforcement (35-44-3-3)		-	-	-	1
	Resisting Law Enforcement, Vehicle (35-44.1-3-1A)		-	-	-	1
	Theft, Receiving Stolen Property (35-43-4-2)		-	-	-	3
	<b>Level D Felony Total</b>			<b>0</b>	<b>0</b>	<b>2</b>

Felony Level	Primary Offense	Secondary Offense	Jun-21		This Calendar Year	
			SEX		SEX	
			F	M	F	M
Level 1 Felony	Attempt to Commit a Felony (35-41-5-1)	Attempted Murder (35-42-1-1(1))	-	-	-	1
		Murder (35-42-1-1)	-	2	-	9
	Burglary (35-42-2-1)		-	1	-	1
	Child Molesting (35-42-4-3)		-	8	1	38
	Conspiracy (35-41-5-2)	Murder (35-42-1-1)	-	-	1	-
	Dealing a Substance Resulting in Death		-	1	-	5
	Firearm Enhancement (35-50-2-11)		-	-	-	1
Neglect of a Dependent/Death (35-46-1-4)		-	-	1	-	
<b>Level 1 Felony Total</b>			<b>0</b>	<b>12</b>	<b>3</b>	<b>55</b>

Felony Level	Primary Offense	Secondary Offense	Jun-21		This Calendar Year		
			SEX		SEX		
			F	M	F	M	
Level 2 Felony	Aiding, Inducing or Causing an Offense (35-41-2-4)	Burglary (35-43-2-1)	-	-	-	1	
		Dealing Methamphetamine (35-48-4-1.1)	-	-	1	1	
		Kidnapping (35-42-3-2)	-	-	1	-	
		Robbery (35-42-5-1)	-	1	-	1	
	Attempt to Commit a Felony (35-41-5-1)	Dealing Methamphetamine (35-48-4-1.1)	-	-	1	-	
		Robbery (35-42-5-1)	-	-	-	1	
	Burglary (35-42-2-1)		-	1	1	7	
		Conspiracy (35-41-5-2)	Deal Sched 1,2,3 Sub (35-48-4-2)	-	-	-	1
		Dealing Cocaine or Narcotic Drug (35-48-4-1)	-	-	1	-	
		Dealing Methamphetamine (35-48-4-1.1)	-	1	1	1	
		Murder (35-42-1-1)	-	-	-	1	
		Robbery (35-42-5-1)	-	-	-	1	
	Criminal Confinement (35-42-3-3)			-	-	-	1
		Dealing Cocaine or Narcotic Drug (35-48-4-1)		1	3	3	19
		Dealing Methamphetamine (35-48-4-1.1)		4	19	26	103
		Dealing Sched I, II, or III Contrd Sub (35-48-4-2)		-	1	-	8
		Robbery (35-42-5-1)		-	4	-	13
Voluntary Manslaughter (35-42-1-3)			1	5	4	13	
<b>Level 2 Felony Total</b>			<b>6</b>	<b>35</b>	<b>39</b>	<b>172</b>	

Felony Level	Primary Offense	Secondary Offense	Jun-21		This Calendar Year	
			SEX		SEX	
			F	M	F	M
Level 3 Felony	Accident/Failure to Stop-Serious Inj/Death (9-26-1-1.1)		-	1	-	3
	Aggravated Battery (35-42-2-1.5)	Robbery (35-42-5-1)	2	8	4	32
	Aiding, Inducing or Causing an Offense (35-41-2-4)	Aggravated Battery (35-42-2-1.5)	-	-	1	3
	Attempt to Commit a Felony (35-41-5-1)	Possession of Cocaine or Narcotic Drug (35-48-4-6)	-	-	1	1
		Rape (35-42-4-1)	-	-	1	-
	Battery (35-42-2-1)	Robbery (35-42-5-1)	-	-	2	5
	Burglary (35-43-2-1)		-	1	-	1
	Child Molesting (35-42-4-3)		-	4	-	8
	Conspiracy (35-41-5-2)	Dealing Cocaine or Narcotic Drug (35-48-4-4)	-	-	1	19
		Dealing Methamphetamine (35-48-4-1.1)	-	-	1	-
		Robbery (35-42-5-1)	-	-	-	1
	Criminal Confinement (35-42-3-3)		-	2	-	14
	Dealing Cocaine or Narcotic Drug (35-48-4-1)		2	4	6	23
	Dealing Methamphetamine (35-48-4-1.1)		5	8	20	38
	Dealing Sched I, II, or III Cntrl Sub (35-48-4-2)		-	2	1	7
	Dealing Sched IV Cntrl Sub (35-48-4-3)		-	-	-	3
	Dealing in Sub that Results in Death (35-42-1-1.5)		-	-	-	1
	Domestic Battery SBI Under 14 (35-42-2-1.3A)		-	-	1	1
	Kidnapping (35-42-3-2)		-	1	-	2
	Neglect of a Dependent/Death (35-46-1-4)		3	1	6	4
	Possession of Cocaine or Narcotic Drug (35-48-4-6)		-	2	1	7
	Possession of Meth (35-48-4-6.1)		3	4	8	32
	Rape (35-42-4-1)		-	5	-	21
	Resisting Law Enforcement (35-44.1-3-1)		-	-	-	1
	Robbery (35-42-5-1)		2	22	4	106
Level 3 Felony Total			17	65	58	334

Felony Level	Primary Offense	Secondary Offense	Jun-21		This Calendar Year	
			SEX		SEX	
			F	M	F	M
Level 4 Felony	Aiding, Inducing or Causing an Offense (35-41-2-4)	Dealing Methamphetamine (35-48-4-1.1)	-	-	1	-
		Dealing Sched 1,2,3 Sub (35-48-4-2)	-	-	1	-
		Possession of Meth (35-48-4-6.1)	-	-	1	-
	Arson (35-43-1-1)		-	3	3	14
	Attempt to Commit a Felony (35-41-5-1)	Arson (35-43-1-1)	1	-	1	-
	Burglary (35-43-2-1)		1	14	15	87
	Child Exploitation (35-42-4-4)		-	1	-	2
	Child Molesting (35-42-4-3)		-	8	1	32
	Child Solicitation (35-42-4-6)		-	1	-	5
	Conspiracy (35-41-5-2)	Dealing Sched 1,2,3 Sub (35-48-4-2)	-	-	1	-
	Dealing Cocaine or Narcotic Drug (35-48-4-1)		1	4	3	24
	Dealing Methamphetamine (35-48-4-1.1)		5	16	23	62
	Dealing Sched I, II, or III Cntrl Sub (35-48-4-2)		1	2	1	12
	Dealing Sched IV Controlled Substance (35-48-4-3)		-	-	-	1
	Felon in Possession of a Firearm (35-47-4-5)		-	20	2	107
	Incest (35-46-1-3)		-	1	1	1
	Kidnapping(35-42-3-2)		-	-	-	1
	Leaving Scene of Accident with Serious Bodily Injury		-	1	1	4
	Manufacturing Meth (35-48-4-1.2)		-	-	-	3
	Operating Vehicle Intoxicated/Death (9-30-5-5)		-	-	5	11
	Operating a Vehicle While Intoxicated Causing Serious Bodily Injury		-	-	-	1
	Pharmacy Robbery (35-42-5-1(b))		-	-	-	1
	Possession of Cocaine or Narcotic Drug (35-48-4-6)		-	2	-	7
	Possession of Meth (35-48-4-6.1)		1	10	13	49
	Sexual Battery (35-42-4-8)		-	-	-	1
	Sexual Misconduct with a Minor (35-42-4-9)		-	5	1	29
	Stalking (35-45-10-5)		-	-	-	1
Level 4 Felony Total			10	88	74	455

Felony Level	Primary Offense	Secondary Offense	Jun-21		This Calendar Year	
			SEX		SEX	
			F	M	F	M
Level 5 Felony	Aiding, Inducing or Causing an Offense (35-41-2-4)	Burglary (35-43-2-1)	-	-	1	1
		Dealing Methamphetamine (35-48-4-1.1)	-	-	1	-
		Firearm w/in One Mile of School (35-47-2-1)	-	-	1	-
		Robbery (35-42-5-1)	1	-	1	-
	Assisting a Criminal (35-44.1-2-5)		-	-	1	1
	Attempt to Commit a Felony (35-41-5-1)	Battery (35-42-2-1)	-	-	-	1
		Burglary (35-43-2-1)	-	1	-	1
		Dealing Sched I, II, or III Contrld Sub (35-48-4-2)	-	-	-	1
		Escape (35-44.1-3-4)	-	-	1	1
		FS16	-	-	-	1
		Obstruction of Justice (35-44-3-4)	-	-	-	1
		Robbery (35-42-5-1)	1	-	3	1
	Auto Theft, Receiving Stolen Parts (35-43-4-2.5)		-	2	-	5
	Battery (35-42-2-1)		1	29	16	140
	Burglary (35-43-2-1)		1	10	9	104
	Child Exploitation (35-42-4-4)		-	2	-	10
	Child Pornography (35-42-4-4(C))		-	-	-	1
	Child Possession of a Firearm (35-47-10-5)		-	-	-	1
	Child Seduction (35-42-4-7)		-	-	-	1
	Child Solicitation (35-42-4-6)		-	1	-	7
	Conspiracy (35-41-5-2)	Burglary (35-43-2-1)	-	-	-	1
		Dealing Methamphetamine (35-48-4-1.1)	-	-	1	-
		Dealing in Methamphetamine (35-48-4-1.1)	-	-	-	1
		Fraud on Financial Institution (35-43-5-8)	-	-	-	1
		Theft, Recv Stolen Prop (35-43-4-2)	-	-	2	-
		Trafficking with an Inmate (35-44.1-3-5)	-	-	-	1
	Contrib. to the Delinquency of a Minor(35-46-1-8)		-	-	1	1
	Corrupt Business Influence (35-45-6-2)		-	-	-	7
	Criminal Confinement (35-42-3-3)		-	5	11	26
	Criminal Recklessness (35-42-2-2)		-	1	2	12
	Dealing Cocaine or Narcotic Drug (35-48-4-1)		1	6	11	23
	Dealing Marijuana, Hash Oil, or Hashish (35-48-4-10)		-	1	-	5
	Dealing Methamphetamine (35-48-4-1.1)		4	17	28	78
	Dealing Sched I, II, or III Contrld Sub (35-48-4-2)		-	-	2	7
	Dealing Sched IV Contrld Sub (35-48-4-3)		-	-	-	1
	Dealing in Methamphetamine (35-48-4-1.1)		1	8	14	45
	Dealing/Pos. Look-Alike Subs (35-48-4-4.6)		-	-	-	5
	Disarm/Attempt to Disarm an Officer (35-44.1-3-2)		-	-	-	2
	Domestic Battery (35-42-2-1.3)		3	22	11	98
	Escape (35-44.1-3-4)		3	4	7	23
	Fail to Stop Acc Death (9-26-1-1.1)		-	-	-	2
	Failure to Register as a Sex Offender (11-8-8-17)		-	5	2	38
	Felon Fraud in Offer (23-19-5-1)		-	-	-	1
	Firearm w/in One Mile of School (35-47-2-1)		-	15	7	105
	Fraud on Financial Institution (35-43-5-8)		1	3	3	11
	Home Improvement Fraud (35-43-6-12)		-	1	-	1
	Incest (35-46-1-3)		-	-	-	1
	Intimidation (35-45-2-1)		-	4	2	38
	Involuntary Manslaughter (35-42-1-4)		-	-	-	2
	Neglect of a Dependent/Death (35-46-1-4)		-	1	3	4
	Non-Support of Dependent Child (35-46-1-5)		-	-	-	3
	Obliterating Handgun LD. (35-47-2-18)		-	-	-	3
	Obstruction of Justice (35-44.1-2-2)		-	1	-	1
	Oper Veh Aft Life Susp (9-30-10-17)		-	8	3	54
	Operating Veh while Intoxicated (9-30-5-2)		-	-	-	1
	Operating Vehicle Intox-Prior (9-30-5-3)		-	1	-	3
	Operating Vehicle Intoxicated-Contrld Sub (9-30-5-1)		-	-	-	1
	Operating Vehicle Intoxicated-Death (9-30-5-5)		-	-	-	2
	Operating Vehicle Intoxicated/Injury (9-30-5-4)		2	3	4	9
	Possession - Distract Device (35-47.5-5-2)		-	1	-	2
	Possession of Cocaine or Narcotic Drug 35-48-4-6		-	1	3	24
	Possession of Syringes or Needles (16-42-19-18)		-	-	1	-
	Possession/Use of Legend Drug (16-42-19-13)		-	-	-	1
	Reckless Homicide (35-42-1-5)		-	1	4	4
	Resisting Law Enforcement (35-44.1-3-1)		-	1	-	4
	Robbery (35-42-5-1)		1	8	7	44
	Sexual Misconduct with Service Provider (35.44.1-3-10)		-	1	-	1
	Sexual Misconduct with a Minor (35-42-4-9)		-	3	-	14
	Stalking (35-45-10-5)		-	2	-	9
	Strangulation (35-42-2-9)		-	-	-	4
	Theft, Receiving Stolen Property (35-43-4-2)		-	5	4	27
	Trafficking with an Inmate (35-44.1-3-5)		-	-	1	4
	Vicarious Sexual Gratification		-	1	-	1
Level 5 Felony Total			20	175	158	1034

Felony Level	Primary Offense	Secondary Offense	Jun-21		This Calendar Year	
			SEX		SEX	
			F	M	F	M
Level 6 Felony	Assisting a Criminal (35-44.1-2-5)		-	-	-	1
	Attempt to Commit a Felony (35-41-5-1)	Attempted/Obstruction of Justice (35-41-5-1)	-	-	-	1
	Auto Theft, Receiving Stolen Parts (35-43-4-2.5)		-	-	2	6
	Battery 35-42-2-1		-	5	1	12
	Check Deception (35-43-5-5)		-	-	-	1
	Criminal Confinement (35-42-3-3)		-	-	-	3
	Criminal Confinement (35-42-3-3)		1	6	1	23
	Criminal Recklessness (35-42-2-2)		-	-	-	3
	Dealing Fake Controlled Substances (35-48-4-4.6)		-	-	-	1
	Dealing/Pos. Look-Alike Subs (35-48-4-11.5)		-	-	-	1
	Escape 35-44.1-3-4		2	4	7	23
	Fail to Reg Sex Off (11-8-8-17)		-	-	-	4
	Failure to Appear (35-44.1-2-9)		-	-	-	2
	Forgery, Counterfeiting, Application Fraud (35-43-5-2)		-	1	1	6
	Identity Deception (35-43-5-3.5)		1	-	2	1
	Insurance Fraud (35-43-5-4.5)		-	-	1	3
	Intimidation (35-45-2-1)		-	3	1	11
	Invasion of Privacy (35-46-1-15.1)		-	2	-	6
	Maintain Common Nuisance (35-45-2-1(e))		-	-	-	2
	Neglect of a Dependent/Death (35-46-1-4)		-	-	2	2
	Non-Support of Dependent Child (35-46-1-5)		-	-	1	-
	Obstruction of Justice (35-44.1-2-2)		-	-	-	1
	Oper Vehicle-Intox-Prev Conv (9-30-5-3)		-	2	2	4
	Operating Vehicle Intoxicated-Contrld Sub (9-30-5-1)		-	1	-	3
	Operating Vehicle Intoxicated-Endanger (9-30-5-2)		-	2	4	17
		Habitual Offender Controlled Substance (35-50-2-10)	-	1	-	2
	Operating Vehicle Intoxicated/Injury (9-30-5-4)		-	-	1	-
	Operating Vehicle-Habitual Violation (9-30-10-16)		-	1	2	9
	Pointing a Firearm (35-47-4-3)		-	-	-	1
	Pos Precursors (35-48-4-14.5)		-	-	-	1
	Possession of Child Pornography (35-42-4-4(C))		-	-	-	1
	Possession of Cocaine or Narcotic Drug (35-48-4-6)		1	1	4	23
	Possession of Marijuana (35-48-4-11)		-	-	-	1
	Possession of Meth(35-48-4-6.1)		2	6	19	49
	Possession of Syringes or Needles (16-42-19-18)		1	7	6	21
	Possession or Use of Legend Drug (16-42-19-13)		-	-	3	2
	Residential Entry (35-43-2-1.5)		1	-	2	6
	Resisting Law Enforc (35-44.1-3-1)		1	2	1	7
	Sex Offender without Identification (11-8-8-15)		-	-	1	-
	Sexual Battery (35-42-4-8)		-	1	-	1
	Stalking (35-45-10-5)		-	-	1	-
	Strangulation (35-42-2-9)		-	4	-	7
	Theft, Receiving Stolen Property (35-43-4-2)		3	5	11	33
Level 6 Felony Total			13	54	77	301

Felony Level	Primary Offense	Secondary Offense	Jun-21		This Calendar Year	
			SEX		SEX	
			F	M	F	M
HO	Habitual Offender (35-50-2-8)		-	-	-	3
	Habitual Offender Controlled Substance (35-50-2-10)		-	-	-	1
<b>HO Total</b>			0	0	0	4

Felony Level	Primary Offense	Secondary Offense	Jun-21		This Calendar Year	
			SEX		SEX	
			F	M	F	M
Murder	Murder (35-42-1-1)		2	13	4	34
<b>Murder Total</b>			2	13	4	34

Grand Total	Jun-21		This Calendar Year	
	SEX		SEX	
	F	M	F	M
	68	459	432	2538

Note: Offense data may not be available for all offenders at the time this table was prepared.  
Only new commitments and probation violations are reported on this table.  
Parole and Community Transition Program violators are excluded on this table.  
Source: SAS - all.citations\_mso.pgm

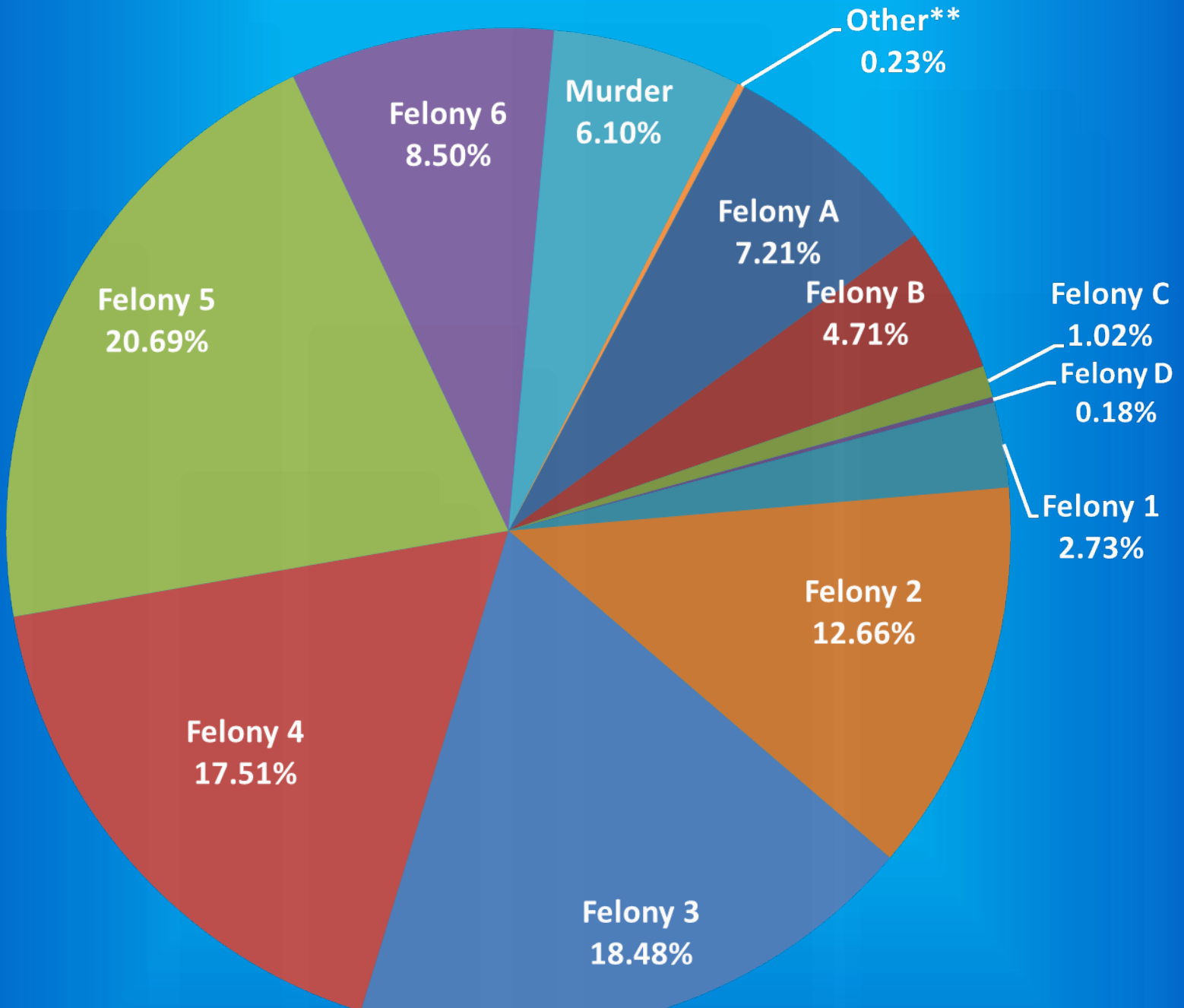
# Indiana Department of Correction

## Graph A

### Female Population by Most Serious Offense Felony Level\*

July 01, 2021

N = 2,200



• Includes Offenders Held in County Jails and Contracted Beds

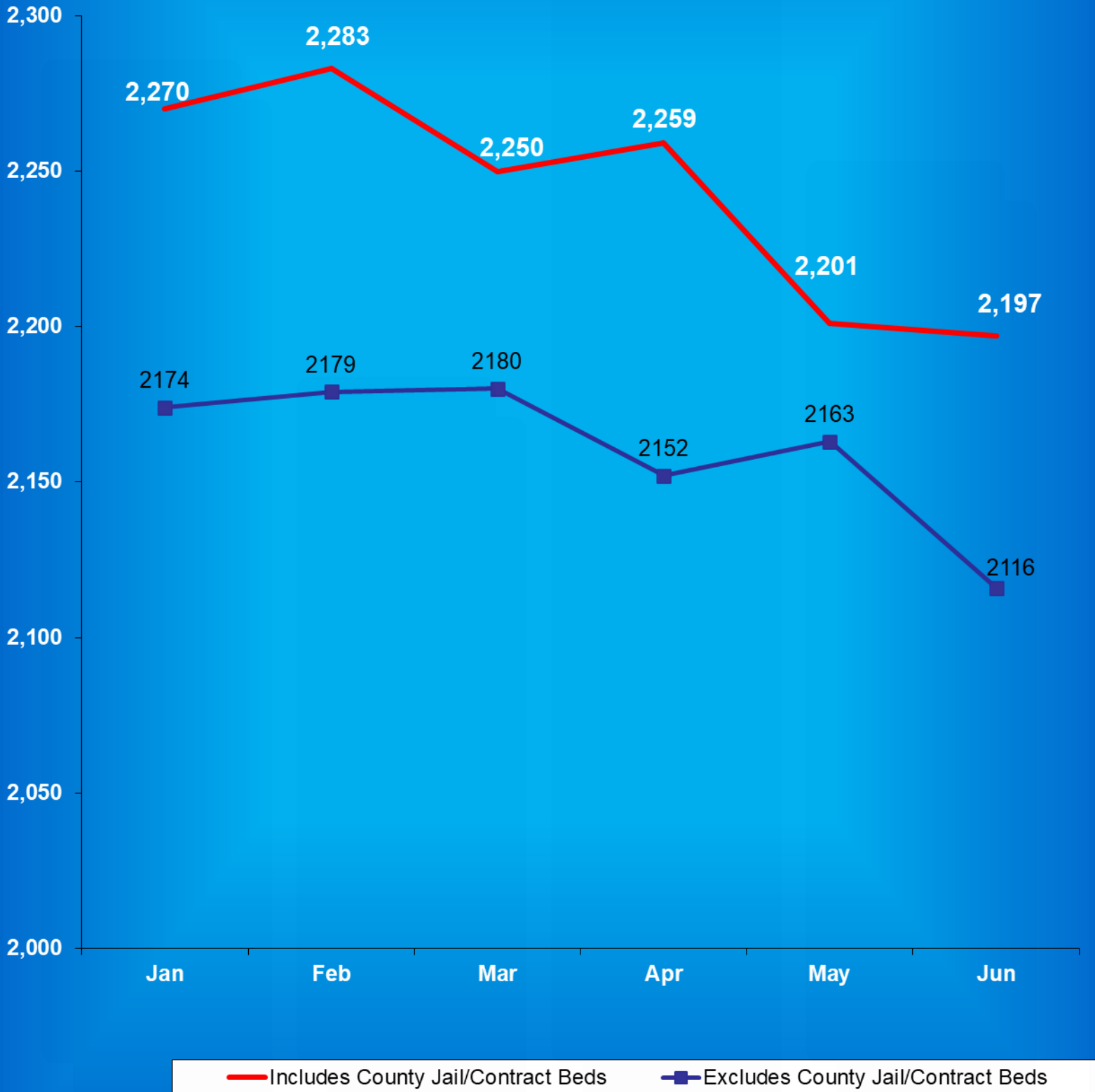
\*\* Other includes Safekeepers, Predispositions, Habitual Offenders, Misdemeanants, and Unknowns



# Indiana Department of Correction

## Graph B

Average Daily Adult Female Offender Populations  
Calendar Year 2021

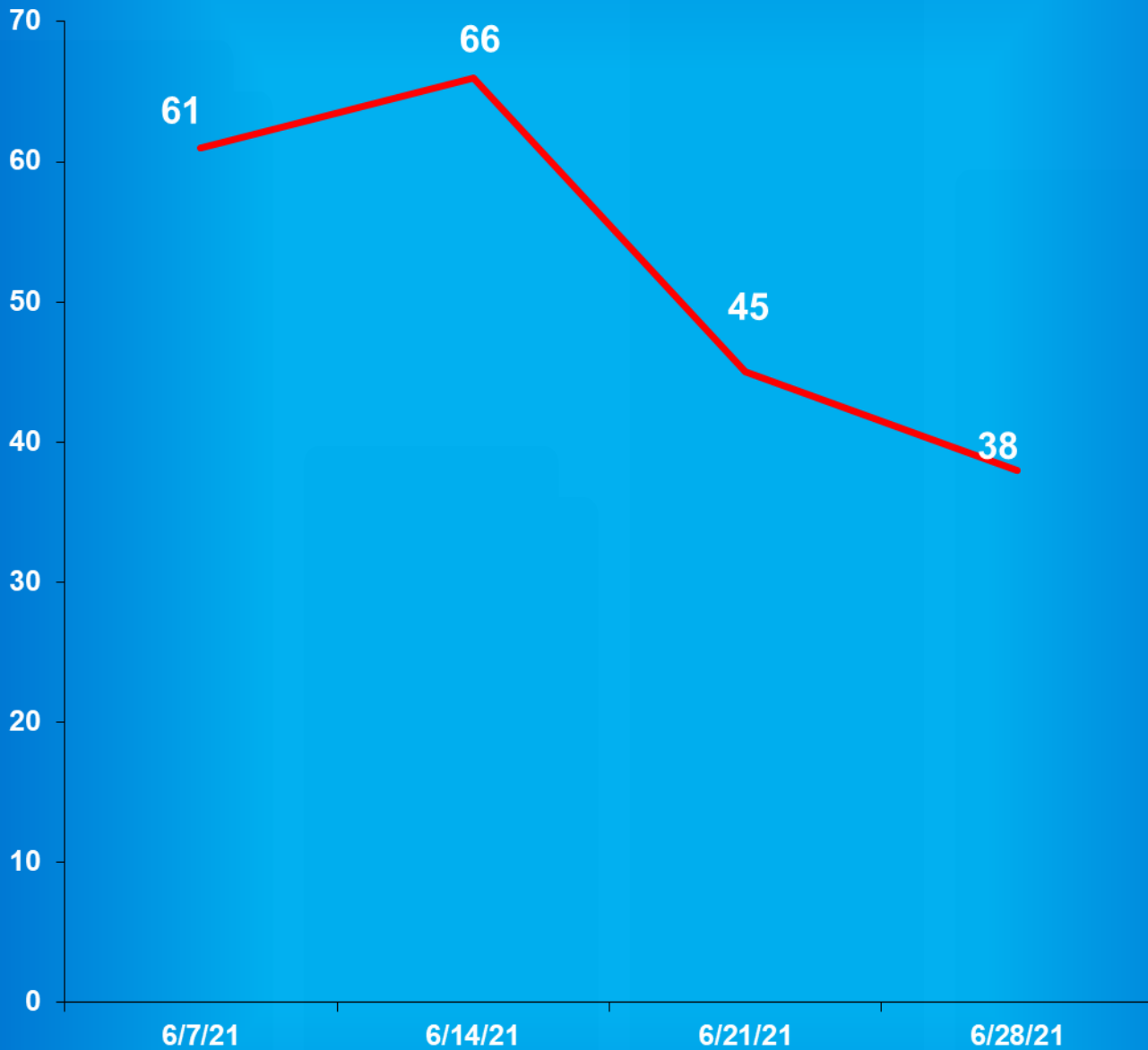


# Indiana Department of Correction

## Graph C

### Adult Females Held in County Jails

June 2021



- Offenders held in county jails are newly sentenced offenders with completed court documents who are awaiting transfer to a DOC facility.

- Jail counts are a dynamic number that are affected by a variety of factors, including; sentencing trends, available DOC beds, and intake process completion.

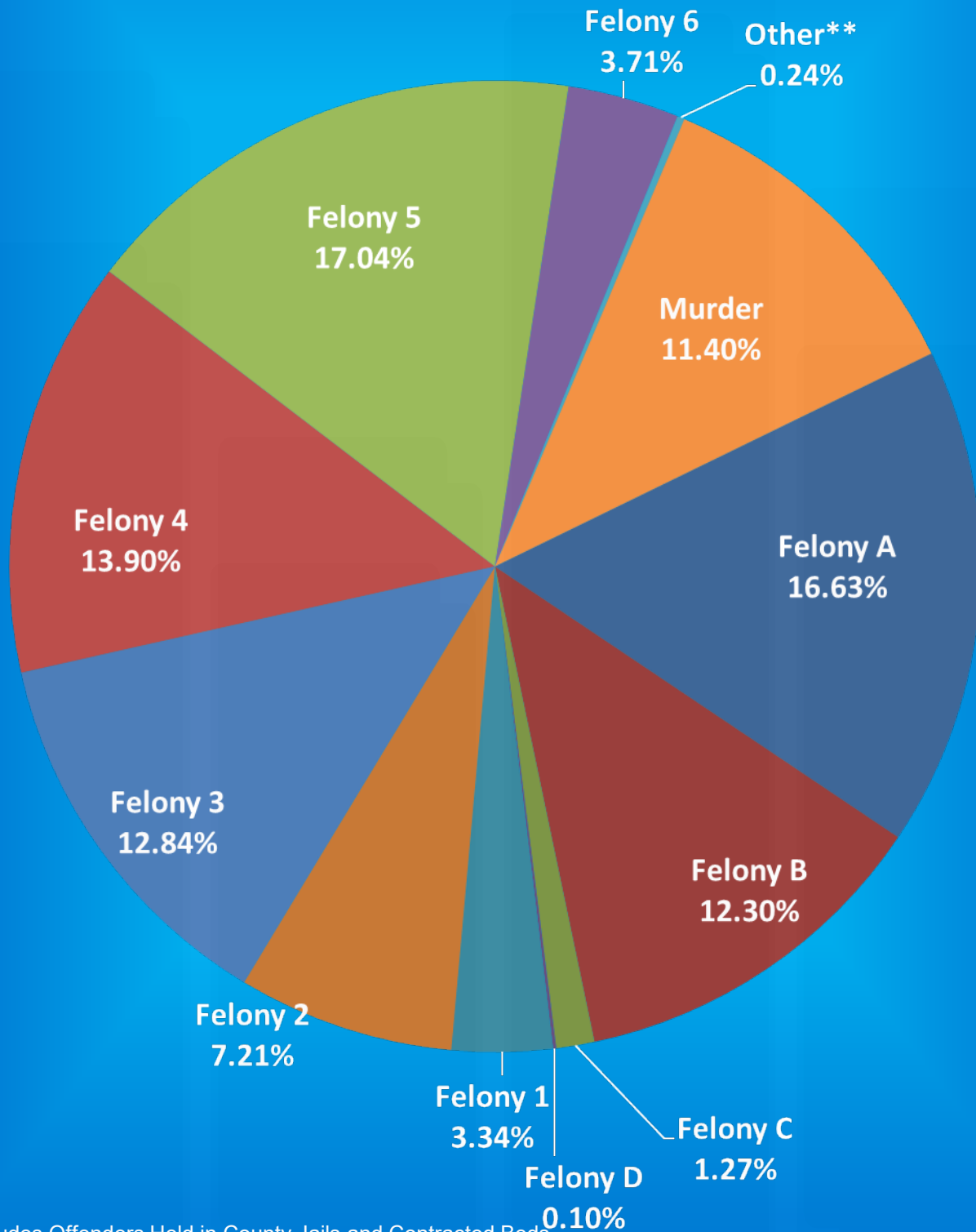
# Indiana Department of Correction

## Graph D

Male Population by Most Serious Offense Felony Level\*

July 01, 2021.

N = 21,886



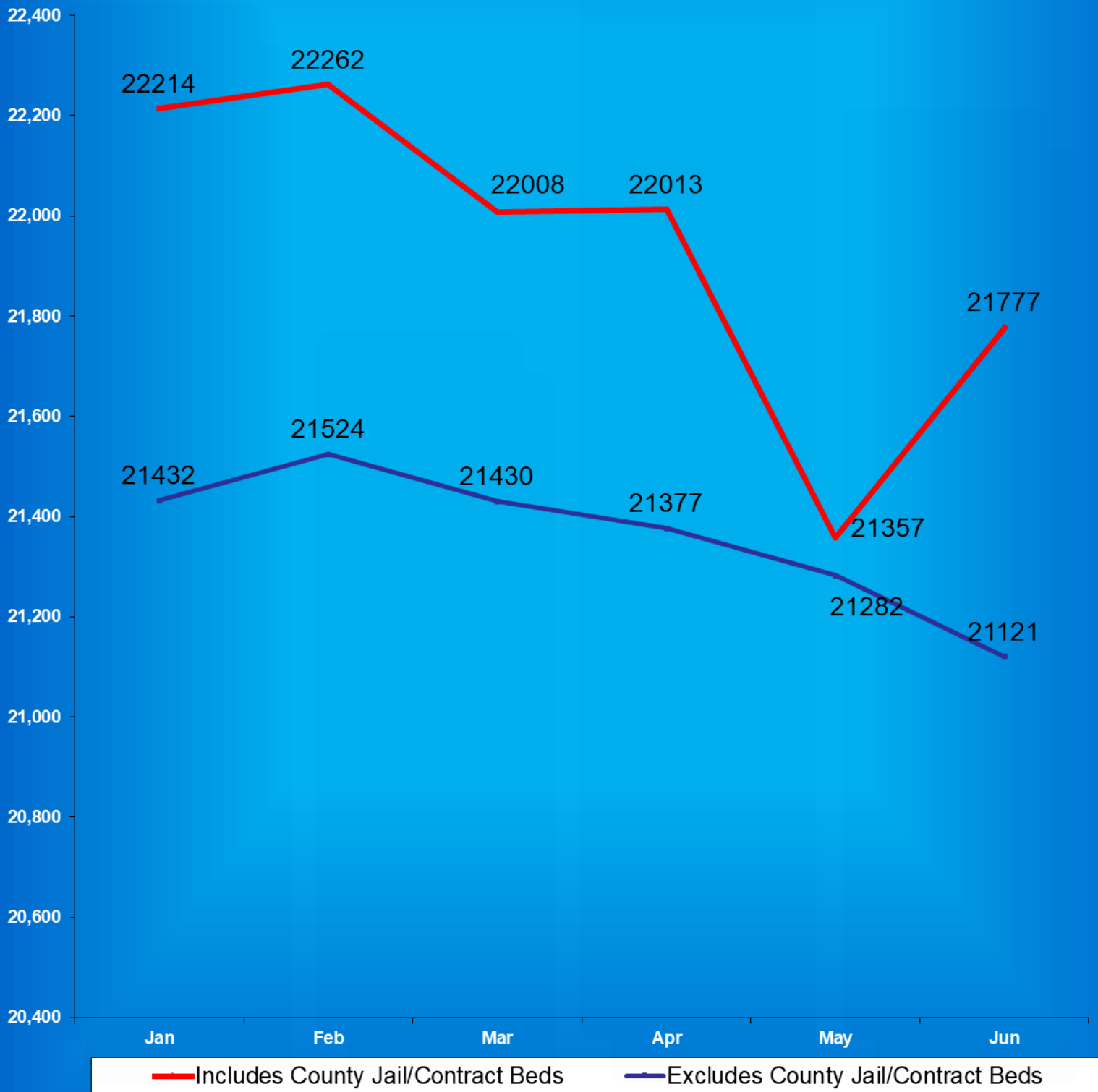
• Includes Offenders Held in County Jails and Contracted Beds

\*\* Other includes Safekeepers, Predispositions, Habitual Offenders, Misdemeanants, and Unknowns

# Indiana Department of Correction

## Graph E

### Average Daily Adult Male Offender Populations Calendar Year 2021

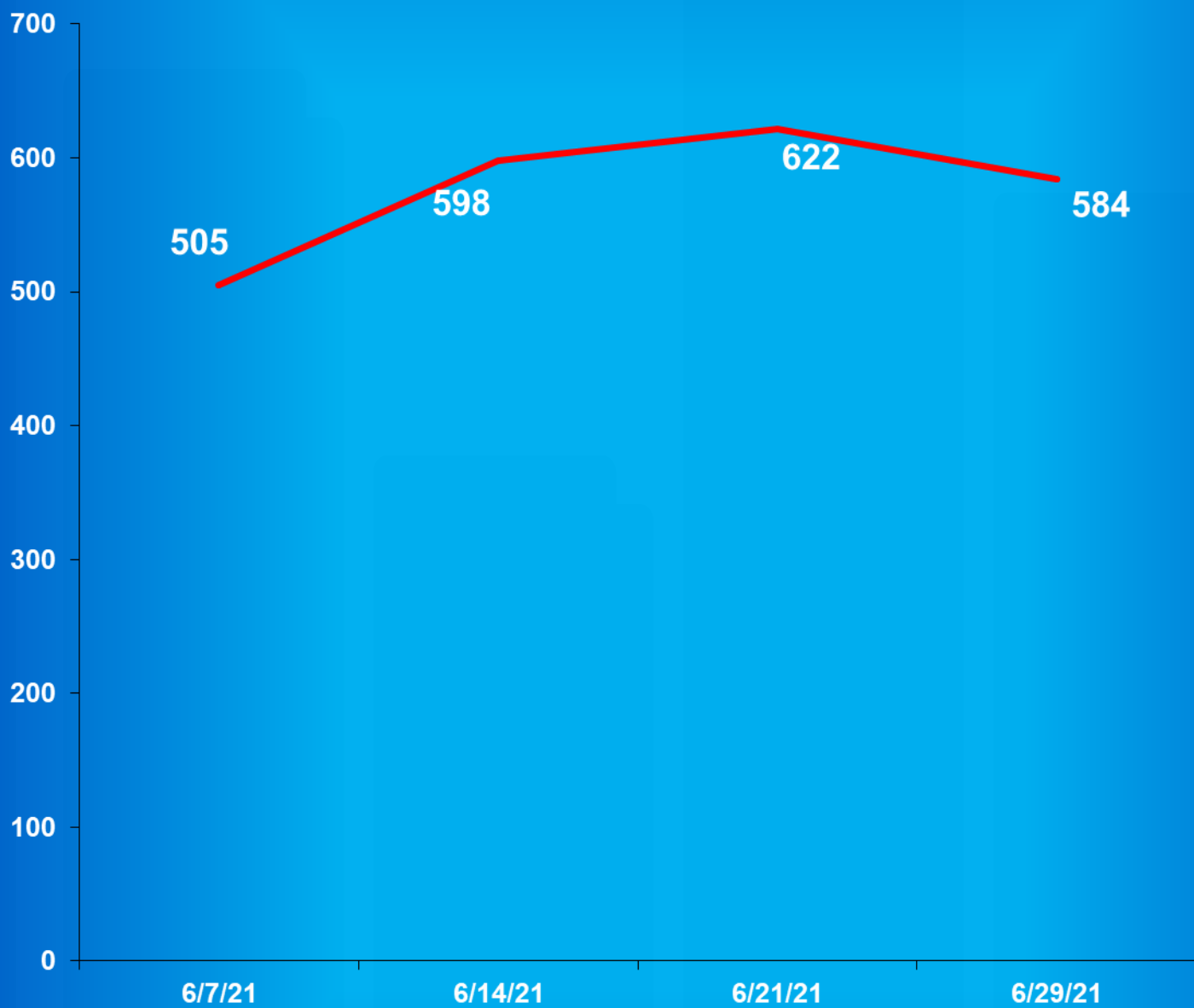


# Indiana Department of Correction

## Graph F

### Adult Males Held in County Jails

June 2021



- Offenders held in county jails are newly sentenced offenders with completed court documents who are awaiting transfer to a DOC facility.

- Jail counts are a dynamic number that are affected by a variety of factors, including; sentencing trends, available DOC beds, and intake process completion.



# Juvenile Offender Statistics



**Indiana Department Of Correction**  
**Table 13**  
**Monthly Facility Admissions and Releases**

**Juvenile Offenders**  
**June 2021**

**Admissions of All Juvenile Males**

<b>New Commitment</b>	<b>Re-Commitment</b>	<b>Parolee Return</b>	<b>Return From Escape</b>	<b>Diagnostics/Walk-Thrus</b>
21	2	2	0	9

**Releases of All Juvenile Males**

<b>Discharge</b>	<b>Parole</b>	<b>Escape</b>	<b>Diagnostics/Walk-Thrus</b>
19	10	0	9

**Admissions of All Juvenile Females**

<b>New Commitment</b>	<b>Re-Commitment</b>	<b>Parolee Return</b>	<b>Return From Escape</b>	<b>Diagnostics/Walk-Thrus</b>
6	0	0	0	1

**Releases of All Juvenile Females**

<b>Discharge</b>	<b>Parole</b>	<b>Escape</b>	<b>Diagnostics/Walk-Thrus</b>
3	1	0	2

Sources:

SAS - mnthadm4\_pgm\_tbl13.pgm

SAS - mnthext4\_pgm\_tbl13.pgm

**Indiana Department of Correction**

**Table 14**

**New Admissions by County of Commitment - Juveniles**

**June 2021**

County	Admission Type			County	Admission Type		
	New Commits	Re Commits	Total		New Commits	Re Commits	Total
Adams	0	0	0	Madison	1	0	1
Allen	0	0	0	Marion	3	0	3
Bartholomew	0	0	0	Marshall	0	0	0
Benton	0	0	0	Martin	0	0	0
Blackford	0	0	0	Miami	0	0	0
Boone	0	0	0	Monroe	0	0	0
Brown	0	0	0	Montgomery	0	0	0
Carroll	0	0	0	Morgan	0	0	0
Cass	1	0	1	Newton	0	0	0
Clark	0	0	0	Noble	0	0	0
Clay	0	0	0	Ohio	0	0	0
Clinton	0	0	0	Orange	1	0	1
Crawford	0	0	0	Owen	0	0	0
Daviess	0	0	0	Parke	0	0	0
Dearborn	0	0	0	Perry	0	0	0
Decatur	0	0	0	Pike	0	0	0
DeKalb	0	0	0	Porter	0	0	0
Delaware	0	0	0	Posey	0	0	0
Dubois	0	0	0	Pulaski	0	0	0
Elkhart	2	0	2	Putnam	0	0	0
Fayette	0	0	0	Randolph	0	0	0
Floyd	0	0	0	Ripley	1	0	1
Fountain	0	0	0	Rush	1	0	1
Franklin	0	0	0	St. Joseph	4	0	4
Fulton	0	0	0	Scott	0	0	0
Gibson	1	0	1	Shelby	0	0	0
Grant	0	0	0	Spencer	0	0	0
Greene	1	0	1	Starke	0	0	0
Hamilton	0	0	0	Steuben	0	0	0
Hancock	1	1	2	Sullivan	0	0	0
Harrison	0	0	0	Switzerland	0	0	0
Hendricks	1	0	1	Tippecanoe	2	0	2
Henry	0	0	0	Tipton	0	0	0
Howard	0	0	0	Union	0	0	0
Huntington	1	0	1	Vanderburgh	1	0	1
Jackson	0	0	0	Vermillion	0	0	0
Jasper	0	0	0	Vigo	0	0	0
Jay	0	0	0	Wabash	0	0	0
Jefferson	0	0	0	Warren	0	0	0
Jennings	1	0	1	Warrick	0	0	0
Johnson	0	1	1	Washington	0	0	0
Knox	0	0	0	Wayne	0	0	0
Kosciusko	0	0	0	Wells	0	0	0
LaGrange	0	0	0	White	0	0	0
Lake	0	0	0	Whitley	0	0	0
LaPorte	3	0	3	Unknown	0	0	0
Lawrence	1	0	1	<b>Totals</b>	<b>27</b>	<b>2</b>	<b>29</b>

This data is based on most serious offense and excludes parole violations.

Source: Mnthadm4\_pgm\_tbl14.pgm



**Indiana Department of Correction**

**Table 15**

**Monthly Releases by County of Commitment - Juveniles**

**June 2021**

County	Release Type			County	Release Type		
	Discharge	Parole	Total		Discharge	Parole	Total
Adams	0	0	0	Madison	0	0	0
Allen	1	1	2	Marion	2	0	2
Bartholomew	0	0	0	Marshall	0	0	0
Benton	0	0	0	Martin	0	0	0
Blackford	0	0	0	Miami	0	0	0
Boone	0	0	0	Monroe	0	0	0
Brown	0	0	0	Montgomery	1	0	1
Carroll	0	0	0	Morgan	0	0	0
Cass	3	0	3	Newton	0	0	0
Clark	0	0	0	Noble	0	1	1
Clay	1	0	1	Ohio	0	0	0
Clinton	0	1	1	Orange	0	0	0
Crawford	0	0	0	Owen	0	0	0
Daviess	0	0	0	Parke	0	0	0
Dearborn	0	0	0	Perry	1	0	1
Decatur	0	0	0	Pike	0	0	0
DeKalb	0	0	0	Porter	1	0	1
Delaware	2	1	3	Posey	0	0	0
Dubois	0	0	0	Pulaski	0	0	0
Elkhart	1	0	1	Putnam	2	0	2
Fayette	0	1	1	Randolph	0	0	0
Floyd	0	0	0	Ripley	0	0	0
Fountain	0	0	0	Rush	0	0	0
Franklin	0	0	0	St. Joseph	1	0	1
Fulton	0	0	0	Scott	0	0	0
Gibson	0	0	0	Shelby	0	0	0
Grant	0	0	0	Spencer	0	0	0
Greene	0	1	1	Starke	0	0	0
Hamilton	0	0	0	Steuben	0	0	0
Hancock	0	0	0	Sullivan	0	0	0
Harrison	0	0	0	Switzerland	0	0	0
Hendricks	0	0	0	Tippecanoe	1	0	1
Henry	0	0	0	Tipton	0	0	0
Howard	0	0	0	Union	0	0	0
Huntington	0	0	0	Vanderburgh	0	2	2
Jackson	0	0	0	Vermillion	0	0	0
Jasper	0	0	0	Vigo	0	0	0
Jay	0	0	0	Wabash	2	0	2
Jefferson	0	0	0	Warren	0	0	0
Jennings	0	0	0	Warrick	0	0	0
Johnson	0	0	0	Washington	1	1	2
Knox	0	0	0	Wayne	1	0	1
Kosciusko	0	0	0	Wells	0	1	1
LaGrange	0	0	0	White	0	0	0
Lake	0	0	0	Whitley	0	0	0
LaPorte	0	1	1	Unknown	0	0	0
Lawrence	1	0	1	<b>Totals</b>	<b>22</b>	<b>11</b>	<b>33</b>

Some discharges may be releases to County Probation - data is unable to be separated.

Diagnostics and Escapes are excluded.

Source: Mnthext4\_pgm\_tbl15.pgm

**Indiana Department of Correction**  
**Table 16**  
**Total Number of Committing Offenses for Juveniles**  
**Committed to the Indiana Department of Correction**  
**June 2021**

OFFENSE (Citation Code)	NUMBER OF OFFENSES			
	This Month		This Calendar Year	
LEVEL I	Female	Male	Female	Male
Aggravated Battery (35-42-2-1.5)	0	0	0	2
Arson (35-43-1-1)	0	0	0	0
Battery (35-42-2-1)	0	0	1	3
Battery by Bodily Waste (35-42-2-6)	0	0	0	1
Burglary (35-43-2-1)	0	0	0	12
Carjacking (35-42-5-2)	0	0	0	0
Carrying Handgun w/o License (35-47-2-1)	0	0	0	19
Changing, Altering, Removing, Obliterating ID of Handgun (35-47-2-18)	0	0	0	0
Child Exploitation (35-42-4-4)	0	0	1	2
Child Molesting (35-42-4-3)	0	0	0	5
Child Seduction (35-42-4-7)	0	0	0	0
Child Selling (35-46-1-4)	0	0	0	0
Child Solicitation (35-42-4-6)	0	0	0	0
Child in Possession of Handgun (35-47-10-5)	0	0	0	2
Consumer Product Tampering (35-45-8-3)	0	0	0	0
Criminal Confinement (35-42-3-3)	0	0	0	1
Criminal Deviate Conduct (35-42-4-2)	0	0	0	0
Criminal Gang Intimidation (35-45-9-4)	0	0	0	0
Criminal Gang Recruitment	0	0	0	0
Criminal Recklessness (35-42-2-2)	0	0	0	10
Dangerous Possession of a Firearm (35-47-10-5)	0	0	0	6
Dealing in a Sawed-Off Shotgun (35-47-5-4.1)	0	0	0	0
Distribution of a Destructive Device (IC 35-47.5-5-5)	0	0	0	0
Domestic Battery (35-42-2-1.3)	0	0	1	10
Driving While Intoxicated Resulting in Death (9-30-5-5)	0	0	0	0
False Application for Handgun (35-47-2-8)	0	0	0	0
False, Altering Handgun License (35-47-2-22)	0	0	0	0
Feticide (35-42-1-6)	0	0	0	0
Handgun, False ID (35-47-2-17)	0	0	0	0
Incest (35-46-1-3)	0	0	0	0
Interference with Custody (35-42-3-4)	0	0	0	0
Intimidation (35-45-2-1)	0	0	0	0
Involuntary Manslaughter (35-42-1-4)	0	0	0	0
Kidnapping (35-42-3-2)	0	0	0	0
Murder (35-42-1-1)	0	0	0	1
Neglect of a Dependent (35-46-1-4)	0	0	0	0
Operation of a Machine Gun/Hurling a Bomb (35-47-5-9)	0	0	0	0
Overpass Mischief (35-42-2-5)	0	0	0	0
Pointing a Firearm (35-47-4-3)	0	0	0	1
Possession of Firearm on School Property (35-47-9-2)	0	0	0	0
Possession of a Machine Gun or Bomb (35-47-5-9)	0	0	0	0
Rape (35-42-4-1)	0	0	0	0
Reckless Homicide (35-42-1-5)	0	0	0	2
Resisting Law Enforcement (35-44-3-3)	0	0	0	0
Robbery (35-42-5-1)	0	0	1	16
Sell, Manufacture, Possess, Purchase Explosive (35-47-5-1)	0	0	0	0
Sell, Transfer, HIV Blood (35-42-1-7)	0	0	0	0
Selling, Transferring, Giving Handgun to Under 18 (35-47-2-7)	0	0	0	0
Sexual Battery (35-42-4-8)	0	0	0	1
Sexual Misconduct (35-44-1-5)	0	0	0	0

**LEVEL I (cont'd)**

**NUMBER OF OFFENSES**

	This Month		This Calendar Year	
	Female	Male	Female	Male
Sexual Misconduct with a Minor (35-42-4-9)	0	0	0	0
Stalking (35-45-10-5)	0	0	0	0
Strangulation (35-42-2-9)	0	0	0	0
Unlawful Delivery of Confiscated Firearm (35-47-3-4)	0	0	0	0
Unlawful Use of Body Armor (35-47-5-13)	0	0	0	0
Unlawful Use of Stun Gun (35-47-8-5)	0	0	0	0
Vicarious Sexual Gratification (35-42-4-5)	0	0	0	0
Voluntary Manslaughter (35-42-1-3)	0	0	0	0
<b>Sub-Total</b>	<b>0</b>	<b>0</b>	<b>4</b>	<b>94</b>

**LEVEL II**

Assisting a Criminal (35-44-3-2)	0	0	0	0
Chinese Throwing Star (35-47-5-12)	0	0	0	0
Criminal Gang Activity (35-45-9-3)	0	0	0	0
Criminal Recklessness (35-42-2-2)	0	0	0	0
Dealing Anabolic Steroid (16-42-19-27)	0	0	0	0
Dealing Methamphetamine (35-48-4-1.1)	0	0	0	0
Dealing in Cocaine or Narcotic Drug (35-48-4-1)	0	0	0	0
Dealing in Marijuana, Hash Oil, or Hashish (35-48-4-10)	0	0	0	1
Dealing in a Schedule I, II, or III Controlled Substance (35-48-4-2)	0	0	0	0
Dealing in a Schedule IV Controlled Substance (35-48-4-3)	0	0	1	0
Dealing in a Schedule V Controlled Substance (35-48-4-4)	0	0	0	0
Dealing in a Substance Represented to be a Controlled Substance (35-48-4-4.5)	0	0	0	0
Delivery of Weapon to Intoxicated Person (35-47-4-1)	0	0	0	0
Disarming Law Enforcement Officer (35-44.1-3-2)	0	0	0	0
Escape/Failure to Return to Lawful Detention (35-44-3-5)	0	0	0	5
Inmate w/ Deadly Weapon (35-44.1-3-7)	0	0	0	0
Interference with Custody (35-42-3-4)	0	0	0	0
Intimidation (35-45-2-1)	0	0	1	12
Knife with Automatic Blade (35-47-5-2)	0	0	0	0
Loan Sharking (35-45-7-2)	0	0	0	0
Maintaining a Common Nuisance (35-48-4-13)	0	0	0	0
Making loan secured by mortgage, deposit or pledge of handgun (35-47-4-2)	0	0	0	0
Manufacture, Distribution, Possession of a Substance Represented to be a Controlled Substance (35-48-4-4)	0	0	0	0
Neglect of a Dependent (35-46-1-4)	0	0	0	0
Poss Precursors w/ Intent to Manufacture Etc. (35-48-4-14.5)	0	0	0	0
Possession of a Controlled Substance (35-48-4-7)	0	0	0	0
Possession of a Knife on School Property (35-47-5-2.5)	0	0	0	1
Promoting Prostitution (35-45-4-4)	0	0	0	0
Purchase, Possession or Sale of Stun Gun (35-47-8-5)	0	0	0	0
Resisting Law Enforcement (35-44-3-3)	0	0	0	6
Rioting with a Deadly Weapon (35-45-1-2)	0	0	0	0
Sale, Possession, Use of Legend Drug (16-42-19-27)	0	0	0	0
Sexual Misconduct with a Minor (35-42-4-9)	0	0	0	0
Stalking (35-45-10-5)	0	0	0	0
Trafficking with an Inmate (35-44-3-9)	0	0	0	0
Use of Stun Gun in Commission of a Crime (35-47-8-5)	0	0	0	0
<b>Sub-Total</b>	<b>0</b>	<b>0</b>	<b>2</b>	<b>25</b>

**LEVEL III**

Accident /Failure to Stop (9-26-1-8)	0	0	0	0
Accident, Property Damage with Injury (9-26-1-8)	0	0	0	0
Altering or Damaging Computer (35-43-1-4)	0	0	0	0
Auto Theft, Receiving Stolen Parts (35-43-4-2.5)	0	0	1	12
Battery (35-42-2-1)	0	0	3	12
Battery by Bodily Waste (35-42-2-6)	0	0	0	0
Bestiality	0	0	0	0
Bribery (35-44-1-1)	0	0	0	0

LEVEL III (cont'd)	NUMBER OF OFFENSES			
	This Month		This Calendar Year	
	Female	Male	Female	Male
Burglary (35-43-2-1)	0	0	0	0
Check Deception (35-43-5-5)	0	0	0	0
Check Fraud (35-43-5-12)	0	0	0	0
Child Exploitation (35-42-4-4)	0	0	0	0
Controlled Substance Registration (35-48-4-14)	0	0	0	0
Conversion (35-43-4-3)	0	0	0	5
Criminal Mischief (35-43-1-2)	0	0	1	15
Criminal Recklessness (35-42-2-2)	0	0	0	1
Criminal Trespass (35-43-2-2)	0	0	1	3
Dealing in Altered Property (35-43-4-2.3)	0	0	0	0
Dealing in Marijuana, Hash Oil, or Hashish (35-48-4-10)	0	0	0	0
Dealing in Paraphernalia (35-48-4-8.5)	0	0	0	0
Dealing in a Schedule IV Controlled Substance (35-48-4-3)	0	0	0	0
Distribution of Material Harmful to Minor (35-49-3-3)	0	0	0	0
Escape/Failure to Return to Lawful Detention (35-44-3-5)	0	0	4	11
Failure to Appear (35-44-3-6)	0	0	0	0
False Reporting (35-44-2-2)	0	0	0	0
Forgery (35-43-5-2)	0	0	0	0
Fraud (35-43-5-4)	0	0	0	2
Fraud on Financial Institution (35-45-5-8)	0	0	0	0
Home Improvement Fraud (35-43-6-13)	0	0	0	0
Identity Deception (35-43-5-3.5)	0	0	0	0
Interference with Custody (35-42-3-4)	0	0	0	0
Interference with Reporting Crime (35-42-2-5)	0	0	0	0
Invasion of Privacy (35-46-1-15.1)	0	0	0	0
Kill Domestic Animal	0	0	0	0
Manufacture of Paraphernalia (35-48-4-8.1)	0	0	0	0
Nonsupport of Child (35-46-1-5)	0	0	0	0
Nonsupport of Spouse (35-46-1-6)	0	0	0	0
Obscene Performance (35-49-3-1)	0	0	0	0
Obstructing Fireman (35-44-3-8)	0	0	0	0
Obstructing Traffic (35-42-2-4)	0	0	0	0
Obstruction of Justice (35-44-3-4)	0	0	1	0
Operating Vehicle After Lifetime Forfeiture (9-30-10-17)	0	0	0	0
Operating Vehicle While Intoxicated (9-30-5-4)	0	0	0	0
Operating Vehicle While Intoxicated with Prior (9-30-5-3)	0	0	0	0
Patronizing a Prostitute (35-45-4-3)	0	0	0	0
Perjury (35-44-2-1)	0	0	0	0
Possession of Cocaine or Narcotic Drug (35-48-4-6)	0	0	0	0
Possession of Marijuana, Hash Oil, or Hashish (35-48-4-11)	0	0	0	0
Possession of Methamphetamines (35-48-4-6.1)	0	0	1	0
Possession of Paraphernalia (35-48-4-8.3)	0	0	0	0
Possession of a Controlled Substance (35-48-4-7)	0	0	1	2
Possession of a Syringe (16-42-19-18)	0	0	1	0
Possession/Use of Legend Drug (16-42-19-13)	0	0	0	0
Professional Gambling (35-45-5-3)	0	0	0	0
Profiting from Adoption (35-46-1-9)	0	0	0	0
Promoting Professional Gambling (35-45-5-4)	0	0	0	0
Promoting Prostitution (35-45-4-4)	0	0	0	0
Prostitution (35-45-4-2)	0	0	0	0
Public Indecency (35-45-4-1)	0	0	0	2
Public Nudity (35-45-4-1.5)	0	0	0	0
Railroad Mischief (35-42-2-5.5)	0	0	0	0
Receiving Stolen Auto Parts (35-43-4-2.5)	0	0	0	0
Receiving Stolen Property (35-43-4-2)	0	0	0	0
Residential Entry (35-43-2-1.5)	0	0	0	0
Resisting Law Enforcement (35-44-3-3)	0	0	8	17
Rioting (35-45-1-2)	0	0	0	0

LEVEL III (cont'd)	NUMBER OF OFFENSES			
	This Month		This Calendar Year	
	Female	Male	Female	Male
Sale, Possession, Use of Legend Drug (16-42-19-27)	0	0	0	0
Selling, Distributing, Exhibiting Obscene Material (35-49-3-1)	0	0	0	0
Stalking (35-45-10-5)	0	0	0	0
Synthetic Drug (35-48-4-11.5)	0	0	0	0
Theft (35-43-4-2)	0	0	3	28
Torture or Mutilation of Animal (35-46-3-12)	0	0	0	0
Trafficking with an Inmate (35-44-3-9)	0	0	0	0
Unauthorized Possession of Prescription Form (35-48-4-14)	0	0	0	0
Unlawful Entry of Motor Vehicle (35-43-4-2.7)	0	0	0	1
Voyeurism (35-45-4-5)	0	0	0	0
Welfare Fraud (35-43-5-7)	0	0	0	0
<b>Sub-Total</b>	<b>0</b>	<b>0</b>	<b>25</b>	<b>111</b>

**LEVEL IV**

Absence From Home Detention (35-38-2.5-10)	0	0	0	0
Accident/Failure to Stop (9-26-1-8)	0	0	0	2
Alcohol Violation (31-37-2-6)	0	0	0	1
Animal Cruelty (35-46-3-12)	0	0	0	0
Assisting a Criminal (35-44-3-2)	0	0	0	0
Beats Vertebrate Animal (35-46-3-12)	0	0	0	0
Check Deception (35-43-5-5)	0	0	0	0
Common Nuisance (35-48-4-13)	0	0	0	1
Computer Trespassing (35-43-2-3)	0	0	0	0
Counterfeiting Auto Registration (9-18-2-42)	0	0	0	0
Counterfeiting a Driver's License (9-24-18-7)	0	0	0	0
Curfew Violation (31-37-2-5)	0	0	0	0
Deception (35-43-5-3)	0	0	0	0
Deer Outside Hours (14-22-6-1)	0	0	0	0
Deer w/ Illegal Device (14-22-6-1)	0	0	0	0
Disorderly Conduct (35-45-1-3)	0	0	2	8
Dissemination of Material Harmful to Minor (35-49-3-3)	0	0	0	0
Driving While Intoxicated (9-11-2-3)	0	0	0	0
Driving with Suspended License (9-24-19-2)	0	0	0	0
Exploitation of Dependent/Endangered Adult (35-46-1-12)	0	0	0	0
Failure to Appear (35-44-3-6)	0	0	0	0
Failure to Disclose Recruitment (35-46-4-4)	0	0	0	0
Failure to Respond to Summons (35-44-3-6.5)	0	0	0	0
False Auto Registration (9-18-2-44)	0	0	0	0
False Identity Statement (35-44-2-6)	0	0	0	1
False Informing (35-44-2-2)	0	0	3	3
Flag Desecration (35-45-1-4)	0	0	0	0
Glue Sniffing (35-46-6-2)	0	0	0	0
Habitual Disobedience of Parent, Guardian, or Custodian (Incorrigible) (31-37-2-4)	0	0	0	1
Harassment (35-45-2-2)	0	0	0	0
Home Improvement Fraud (35-43-6-12)	0	0	0	0
Illegal Consumption of Alcohol (7.1-5-7-7)	0	0	0	0
Illegal Possession of Alcohol (7.1-5-7-7)	0	0	0	1
Impairment of ID Number (35-43-7-4)	0	0	0	0
Interference with Custody (35-42-3-4)	0	0	0	0
Interfering with Law Enforcement Animal (35-46-3-11)	0	0	0	0
Invasion of Privacy (35-46-1-15.1)	0	0	0	0
Leaving Home w/o Permission of Parent, Guardian or Custodian (Runaway) (31-37-2-2)	0	0	3	8
Leaving Scene of Accident (9-26-1-1.1)	0	0	0	0
Maintaining a Common Nuisance (35-48-4-13)	0	0	0	0
Nitrous Oxide Distribution (35-46-6-3)	0	0	0	0
Obscene Performance (35-49-3-1)	0	0	0	0
Obstructing Medical Emergency (35-44-3-8.5)	0	0	0	0
Obstructing Traffic (35-42-2-4)	0	0	0	0
Official Misconduct (35-44.1-1-1)	0	0	0	0

LEVEL IV (cont'd)	NUMBER OF OFFENSES			
	This Month		This Calendar Year	
	Female	Male	Female	Male
Operating Vehicle While Intoxicated (9-30-5-2)	0	0	0	0
Operating Vehicle While Intoxicated/Cntrl'd Sub (9-30-5-1)	0	0	0	0
Operating Vehicle w/o License (9-24-18-1)	0	0	0	1
Operating Vehicle w/o Proof of Financial (9-25-8-2)	0	0	0	0
Operating Vehicle w/o Registration/Plates (9-18-2-43)	0	0	0	0
Possession of Device/Interfere Test (35-43-5-18)	0	0	0	0
Possession of Marijuana, Hash Oil, or Hashish (35-48-4-11)	0	0	2	8
Possession of Paraphernalia (35-48-4-8.3)	0	0	2	4
Possession of Substance Represented to be a Controlled Substance (35-48-4-4.6)	0	0	0	0
Possession, Purchase, Accepting Tobacco (35-46-1-10.5)	0	0	0	0
Probation Violation	0	0	0	71
Public Intoxication (7.1-5-1-3)	0	0	0	1
Receiving Unidentified Property (35-43-7-5)	0	0	0	0
Reckless Driving (9-21-8-52)	0	0	0	0
Refusal to Aid Officer (35-44-3-7)	0	0	0	0
Refusal to Identify Self (34-28-5-3.5)	0	0	0	0
Selling, Distributing, Exhibiting Obscene Material (35-49-3-1)	0	0	0	0
Synthetic Drug (35-48-4-11.5)	0	0	0	0
Taking Deer/Turkey (14-22-6-1)	0	0	0	0
Tattooing a Minor (35-42-2-7)	0	0	0	0
Torture, Kill, Mutilate an Animal (35-46-3-12)	0	0	0	0
Unauthorized Possession of Prescription (35-48-4-14)	0	0	0	0
Unlawful Entry of Motor Vehicle (35-43-4-2.7)	0	0	1	2
Unlawful Gambling (35-45-5-2)	0	0	0	0
Unlawful Use of Railroad Right of Way (8-3-15-3)	0	0	0	0
Vending Machine Vandalism (35-43-4-7)	0	0	0	0
Violation Home Detention	0	0	0	0
Violation Suspended Commitment to DOC	0	0	1	0
Violation of Compulsory School Attendance Law (Truancy) (31-37-2-3)	0	0	0	1
Voyeurism (35-45-4-5)	0	0	0	0
Welfare Fraud (35-45-5-7)	0	0	0	0
Sub-Total	0	0	14	114
<b>GRAND TOTAL NUMBER OF OFFENSES</b>	<b>0</b>	<b>0</b>	<b>45</b>	<b>344</b>

Source: SAS - mnthadm4\_by\_offense.pgm

**Indiana Department of Correction**  
**Table 17**  
**Number of Juvenile Offenders by Most Serious Offense**  
**Committed to the Indiana Department of Correction**

**June 2021**

MOST SERIOUS OFFENSE (Citation Code)	NUMBER OF JUVENILES			
	This Month		This Calendar Year	
	Female	Male	Female	Male
<b>LEVEL I</b>				
Aggravated Battery (35-42-2-1.5)	0	0	0	2
Arson (35-43-1-1)	0	0	0	0
Battery (35-42-2-1)	1	0	1	2
Battery by Bodily Waste (35-42-2-6)	0	0	0	1
Burglary (35-43-2-1)	0	2	0	7
Carjacking (35-42-5-2)	0	0	0	0
Carrying Handgun w/o License (35-47-2-1)	0	3	0	12
Changing, Altering, Removing, Obliterating ID of Handgun (35-47-2-18)	0	0	0	0
Child Exploitation (35-42-4-4)	0	1	1	2
Child Molesting (35-42-4-3)	0	1	0	5
Child Seduction (35-42-4-7)	0	0	0	0
Child Selling (35-46-1-4)	0	0	0	0
Child Solicitation (35-42-4-6)	0	0	0	0
Child in Possession of Handgun (35-47-10-5)	0	0	0	0
Consumer Product Tampering (35-45-8-3)	0	0	0	0
Criminal Confinement (35-42-3-3)	0	0	0	1
Criminal Deviate Conduct (35-42-4-2)	0	0	0	0
Criminal Gang Intimidation (35-45-9-4)	0	0	0	0
Criminal Gang Recruitment	0	0	0	0
Criminal Recklessness (35-42-2-2)	0	2	0	8
Dangerous Possession of a Firearm (35-47-10-5)	0	1	0	2
Dealing in a Sawed-Off Shotgun (35-47-5-4.1)	0	0	0	0
Distribution of a Destructive Device (IC 35-47.5-5-5)	0	0	0	0
Domestic Battery (35-42-2-1.3)	0	4	1	7
Driving While Intoxicated Resulting in Death (9-30-5-5)	0	0	0	0
False Application for Handgun (35-47-2-8)	0	0	0	0
False, Altering Handgun License (35-47-2-22)	0	0	0	0
Feticide (35-42-1-6)	0	0	0	0
Handgun, False ID (35-47-2-17)	0	0	0	0
Incest (35-46-1-3)	0	0	0	0
Interference with Custody (35-42-3-4)	0	0	0	0
Intimidation (35-45-2-1)	0	0	0	0
Involuntary Manslaughter (35-42-1-4)	0	0	0	0
Kidnapping (35-42-3-2)	0	0	0	0
Murder (35-42-1-1)	0	0	0	1
Neglect of a Dependent (35-46-1-4)	0	0	0	0
Operation of a Machine Gun/Hurling a Bomb (35-47-5-9)	0	0	0	0
Overpass Mischief (35-42-2-5)	0	0	0	0
Pointing a Firearm (35-47-4-3)	0	1	0	1
Possession of Firearm on School Property (35-47-9-2)	0	0	0	0
Possession of a Machine Gun or Bomb (35-47-5-9)	0	0	0	0
Rape (35-42-4-1)	0	0	0	0
Reckless Homicide (35-42-1-5)	0	1	0	2
Resisting Law Enforcement (35-44-3-3)	0	0	0	0
Robbery (35-42-5-1)	1	2	1	12
Sell, Manufacture, Possess, Purchase Explosive (35-47-5-1)	0	0	0	0
Sell, Transfer, HIV Blood (35-42-1-7)	0	0	0	0
Selling, Transferring, Giving Handgun to Under 18 (35-47-2-7)	0	0	0	0
Sexual Battery (35-42-4-8)	0	0	0	1
Sexual Misconduct (35-44-1-5)	0	0	0	0

LEVEL I (cont'd)	NUMBER OF JUVENILES			
	This Month		This Calendar Year	
	Female	Male	Female	Male
Sexual Misconduct with a Minor (35-42-4-9)	0	0	0	0
Stalking (35-45-10-5)	0	0	0	0
Strangulation (35-42-2-9)	0	0	0	0
Unlawful Delivery of Confiscated Firearm (35-47-3-4)	0	0	0	0
Unlawful Use of Body Armor (35-47-5-13)	0	0	0	0
Unlawful Use of Stun Gun (35-47-8-5)	0	0	0	0
Vicarious Sexual Gratification (35-42-4-5)	0	0	0	0
Voluntary Manslaughter (35-42-1-3)	0	0	0	0
<b>Sub-Total</b>	<b>2</b>	<b>18</b>	<b>4</b>	<b>66</b>

### LEVEL II

Assisting a Criminal (35-44-3-2)	0	0	0	0
Chinese Throwing Star (35-47-5-12)	0	0	0	0
Criminal Gang Activity (35-45-9-3)	0	0	0	0
Criminal Recklessness (35-42-2-2)	0	0	0	0
Dealing Anabolic Steroid (16-42-19-27)	0	0	0	0
Dealing Methamphetamine (35-48-4-1.1)	0	0	0	0
Dealing in Cocaine or Narcotic Drug (35-48-4-1)	0	0	0	0
Dealing in Marijuana, Hash Oil, or Hashish (35-48-4-10)	0	0	0	0
Dealing in a Schedule I, II, or III Controlled Substance (35-48-4-2)	0	0	0	0
Dealing in a Schedule IV Controlled Substance (35-48-4-3)	0	0	1	0
Dealing in a Schedule V Controlled Substance (35-48-4-4)	0	0	0	0
Dealing in a Substance Represented to be a Controlled Substance (35-48-4-4.5)	0	0	0	0
Delivery of Weapon to Intoxicated Person (35-47-4-1)	0	0	0	0
Disarming Law Enforcement Officer (35-44.1-3-2)	0	0	0	0
Escape/Failure to Return to Lawful Detention (35-44-3-5)	0	0	0	3
Inmate w/ Deadly Weapon (35-44.1-3-7)	0	0	0	0
Interference with Custody (35-42-3-4)	0	0	0	0
Intimidation (35-45-2-1)	1	2	1	8
Knife with Automatic Blade (35-47-5-2)	0	0	0	0
Loan Sharking (35-45-7-2)	0	0	0	0
Maintaining a Common Nuisance (35-48-4-13)	0	0	0	0
Making loan secured by mortgage, deposit or pledge of handgun (35-47-4-2)	0	0	0	0
Manufacture, Distribution, Possession of a Substance Represented to be a Controlled Substance (3	0	0	0	0
Neglect of a Dependent (35-46-1-4)	0	0	0	0
Poss precursors w/intent to manufacture etc. (35-48-4-14.5)	0	0	0	0
Possession of a Controlled Substance (35-48-4-7)	0	0	0	0
Possession of a Knife on School Property (35-47-5-2.5)	0	0	0	1
Promoting Prostitution (35-45-4-4)	0	0	0	0
Purchase, Possession or Sale of Stun Gun (35-47-8-5)	0	0	0	0
Resisting Law Enforcement (35-44-3-3)	0	0	0	3
Rioting with a Deadly Weapon (35-45-1-2)	0	0	0	0
Sale, Possession, Use of Legend Drug (16-42-19-27)	0	0	0	0
Sexual Misconduct with a Minor (35-42-4-9)	0	0	0	0
Stalking (35-45-10-5)	0	0	0	0
Trafficking with an Inmate (35-44-3-9)	0	0	0	0
Use of Stun Gun in Commission of a Crime (35-47-8-5)	0	0	0	0
<b>Sub-Total</b>	<b>1</b>	<b>2</b>	<b>2</b>	<b>15</b>

### LEVEL III

Accident /Failure to Stop (9-26-1-8)	0	0	0	0
Accident, Property Damage with Injury (9-26-1-8)	0	0	0	0
Altering or Damaging Computer (35-43-1-4)	0	0	0	0
Auto Theft, Receiving Stolen Parts (35-43-4-2.5)	0	0	0	2
Battery (35-42-2-1)	0	0	2	2
Bestiality	0	0	0	0
Bribery (35-44-1-1)	0	0	0	0
Burglary (35-43-2-1)	0	0	0	0
Check Deception (35-43-5-5)	0	0	0	0



**NUMBER OF JUVENILES**

<b>LEVEL III (cont'd)</b>	<b>This Month</b>		<b>This Calendar Year</b>	
	<b>Female</b>	<b>Male</b>	<b>Female</b>	<b>Male</b>
Check Fraud (35-43-5-12)	0	0	0	0
Child Exploitation (35-42-4-4)	0	0	0	0
Controlled Substance Registration (35-48-4-14)	0	0	0	0
Conversion (35-43-4-3)	0	0	0	2
Criminal Mischief (35-43-1-2)	0	0	0	3
Criminal Recklessness (35-42-2-2)	0	0	0	1
Criminal Trespass (35-43-2-2)	0	1	1	2
Dealing in Altered Property (35-43-4-2.3)	0	0	0	0
Dealing in Marijuana, Hash Oil, or Hashish (35-48-4-10)	0	0	0	0
Dealing in Paraphernalia (35-48-4-8.5)	0	0	0	0
Distribution of Material Harmful to Minor (35-49-3-3)	0	0	0	0
Escape/Failure to Return to Lawful Detention (35-44-3-5)	1	1	3	7
Failure to Appear (35-44-3-6)	0	0	0	0
False Reporting (35-44-2-2)	0	0	0	0
Forgery (35-43-5-2)	0	0	0	0
Fraud (35-43-5-4)	0	0	0	1
Fraud on Financial Institution (35-45-5-8)	0	0	0	0
Home Improvement Fraud (35-43-6-13)	0	0	0	0
Identity Deception (35-43-5-3.5)	0	0	0	0
Interference with Custody (35-42-3-4)	0	0	0	0
Interference with Reporting Crime (35-42-2-5)	0	0	0	0
Invasion of Privacy (35-46-1-15.1)	0	0	0	0
Kill Domestic Animal	0	0	0	0
Manufacture of Paraphernalia (35-48-4-8.1)	0	0	0	0
Nonsupport of Child (35-46-1-5)	0	0	0	0
Nonsupport of Spouse (35-46-1-6)	0	0	0	0
Obscene Performance (35-49-3-1)	0	0	0	0
Obstructing Fireman (35-44-3-8)	0	0	0	0
Obstructing Traffic (35-42-2-4)	0	0	0	0
Obstruction of Justice (35-44-3-4)	1	0	1	0
Operating Vehicle After Lifetime Forfeiture (9-30-10-17)	0	0	0	0
Operating Vehicle While Intoxicated (9-30-5-4)	0	0	0	0
Operating Vehicle While Intoxicated with Prior (9-30-5-3)	0	0	0	0
Patronizing a Prostitute (35-45-4-3)	0	0	0	0
Perjury (35-44-2-1)	0	0	0	0
Possession of Cocaine or Narcotic Drug (35-48-4-6)	0	0	0	0
Possession of Marijuana, Hash Oil, or Hashish (35-48-4-11)	0	0	0	0
Possession of Methamphetamines (35-48-4-6.1)	0	0	1	0
Possession of Paraphernalia (35-48-4-8.3)	0	0	0	0
Possession of a Controlled Substance (35-48-4-7)	0	0	0	0
Possession of a Syringe (16-42-19-18)	0	0	0	0
Possession/Use of Legend Drug (16-42-19-13)	0	0	0	0
Professional Gambling (35-45-5-3)	0	0	0	0
Profiting from Adoption (35-46-1-9)	0	0	0	0
Promoting Professional Gambling (35-45-5-4)	0	0	0	0
Promoting Prostitution (35-45-4-4)	0	0	0	0
Prostitution (35-45-4-2)	0	0	0	0
Public Indecency (35-45-4-1)	0	0	0	1
Public Nudity (35-45-4-1.5)	0	0	0	0
Railroad Mischief (35-42-2-5.5)	0	0	0	0
Receiving Stolen Property (35-43-4-2)	0	0	0	0
Residential Entry (35-43-2-1.5)	0	0	0	0
Resisting Law Enforcement (35-44-3-3)	1	1	2	3
Rioting (35-45-1-2)	0	0	0	0
Sale, Possession, Use of Legend Drug (16-42-19-27)	0	0	0	0
Selling, Distributing, Exhibiting Obscene Material (35-49-3-1)	0	0	0	0
Stalking (35-45-10-5)	0	0	0	0

**NUMBER OF JUVENILES**

<b>LEVEL III (Cont.)</b>	<b>This Month</b>		<b>This Calendar Year</b>	
	<b>Female</b>	<b>Male</b>	<b>Female</b>	<b>Male</b>
Synthetic Drug (35-48-4-11.5)	0	0	0	0
Theft (35-43-4-2)	0	0	2	4
Torture or Mutilation of Animal (35-46-3-12)	0	0	0	0
Trafficking with an Inmate (35-44-3-9)	0	0	0	0
Unauthorized Possession of Prescription Form (35-48-4-14)	0	0	0	0
Unlawful Entry of Motor Vehicle (35-43-4-2.7)	0	0	0	1
Voyeurism (35-45-4-5)	0	0	0	0
Welfare Fraud (35-43-5-7)	0	0	0	0
<b>Sub-Total</b>	<b>3</b>	<b>3</b>	<b>12</b>	<b>29</b>

**LEVEL IV**

Absence From Home Detention (35-38-2.5-10)	0	0	0	0
Accident/Failure to Stop (9-26-1-8)	0	0	0	0
Assisting a Criminal (35-44-3-2)	0	0	0	0
Beats Vertebrate Animal (35-46-3-12)	0	0	0	0
Check Deception (35-43-5-5)	0	0	0	0
Common Nuisance (35-48-4-13)	0	0	0	0
Computer Trespassing (35-43-2-3)	0	0	0	0
Counterfeiting Auto Registration (9-18-2-42)	0	0	0	0
Counterfeiting a Driver's License (9-24-18-7)	0	0	0	0
Curfew Violation (31-37-2-5)	0	0	0	0
Deception (35-43-5-3)	0	0	0	0
Disorderly Conduct (35-45-1-3)	0	0	0	1
Dissemination of Material Harmful to Minor (35-49-3-3)	0	0	0	0
Driving with Suspended License (9-24-19-2)	0	0	0	0
Exploitation of Dependent/Endangered Adult (35-46-1-12)	0	0	0	0
Failure to Appear (35-44-3-6)	0	0	0	0
Failure to Disclose Recruitment (35-46-4-4)	0	0	0	0
Failure to Respond to Summons (35-44-3-6.5)	0	0	0	0
False Auto Registration (9-18-2-44)	0	0	0	0
False Identity Statement (35-44-2-6)	0	0	0	0
False Informing (35-44-2-2)	0	0	0	1
Flag Desecration (35-45-1-4)	0	0	0	0
Glue Sniffing (35-46-6-2)	0	0	0	0
Habitual Disobedience of Parent, Guardian, or Custodian (Incorrigible) (31-37-2-4)	0	0	0	0
Harassment (35-45-2-2)	0	0	0	0
Home Improvement Fraud (35-43-6-12)	0	0	0	0
Illegal Consumption of Alcohol (7.1-5-7-7)	0	0	0	0
Illegal Possession of Alcohol (7.1-5-7-7)	0	0	0	0
Impairment of ID Number (35-43-7-4)	0	0	0	0
Interference with Custody (35-42-3-4)	0	0	0	0
Interfering with Law Enforcement Animal (35-46-3-11)	0	0	0	0
Invasion of Privacy (35-46-1-15.1)	0	0	0	0
Leaving Home w/o Permission of Parent, Guardian or Custodian (Runaway) (31-37-2-2)	0	0	0	0
Nitrous Oxide Distribution (35-46-6-3)	0	0	0	0
Obscene Performance (35-49-3-1)	0	0	0	0
Obstructing Medical Emergency (35-44-3-8.5)	0	0	0	0
Obstructing Traffic (35-42-2-4)	0	0	0	0
Operating Vehicle While Intoxicated (9-30-5-2)	0	0	0	0
Operating Vehicle While Intoxicated/Cntrld Sub (9-30-5-1)	0	0	0	0
Operating Vehicle w/o License (9-24-18-1)	0	0	0	0
Operating Vehicle w/o Proof of Financial (9-25-8-2)	0	0	0	0
Operating Vehicle w/o Registration/Plates (9-18-2-43)	0	0	0	0
Possession of Marijuana, Hash Oil, or Hashish (35-48-4-11)	0	0	0	2
Possession of Paraphernalia (35-48-4-8.3)	0	0	0	0
Possession of Substance Represented to be a Controlled Substance (35-48-4-4.6)	0	0	0	0
Possession, Purchase, Accepting Tobacco (35-46-1-10.5)	0	0	0	0
Probation Violation	0	0	0	0
Public Intoxication (7.1-5-1-3)	0	0	0	0
Receiving Unidentified Property (35-43-7-5)	0	0	0	0
Reckless Driving (9-21-8-52)	0	0	0	0
Refusal to Aid Officer (35-44-3-7)	0	0	0	0

LEVEL IV (cont'd)	NUMBER OF JUVENILES			
	This Month		This Calendar Year	
	Female	Male	Female	Male
Refusal to Identify Self (34-28-5-3.5)	0	0	0	0
Selling, Distributing, Exhibiting Obscene Material (35-49-3-1)	0	0	0	0
Synthetic Drug	0	0	0	0
Torture, Kill, Mutilate an Animal (35-46-3-12)	0	0	0	0
Unauthorized Possession of Prescription (35-48-4-14)	0	0	0	0
Unlawful Entry of Motor Vehicle (35-43-4-2.7)	0	0	0	0
Unlawful Gambling (35-45-5-2)	0	0	0	0
Unlawful Use of Railroad Right of Way (8-3-15-3)	0	0	0	0
Vending Machine Vandalism (35-43-4-7)	0	0	0	0
Violation Home Detention	0	0	0	0
Violation Suspended Commitment to DOC	0	0	0	0
Violation of Compulsory School Attendance Law (Truancy) (31-37-2-3)	0	0	0	0
Voyeurism (35-45-4-5)	0	0	0	0
Welfare Fraud (35-45-5-7)	0	0	0	0
<b>Sub-Total</b>	<b>0</b>	<b>0</b>	<b>0</b>	<b>4</b>
<b>GRAND TOTAL NUMBER OF JUVENILES</b>	<b>6</b>	<b>23</b>	<b>18</b>	<b>114</b>

**Indiana Department of Correction**  
**Table 18**  
**Juvenile Female New Commitments**

<u>Month</u>	<u>2016</u>	<u>2017</u>	<u>2018</u>	<u>2019</u>	<u>2020</u>	<u>2021</u>
January	6	2	3	10	3	4
February	10	5	8	4	5	0
March	11	6	4	7	3	1
April	9	2	7	3	5	3
May	4	6	8	8	5	6
June	11	7	2	3	4	6
July	4	8	12	9	3	
August	4	5	4	2	1	
September	7	8	8	4	4	
October	5	6	5	6	2	
November	6	7	8	2	5	
December	<u>5</u>	<u>12</u>	<u>8</u>	<u>5</u>	<u>3</u>	
<b>TOTALS</b>	<b>82</b>	<b>74</b>	<b>77</b>	<b>63</b>	<b>43</b>	

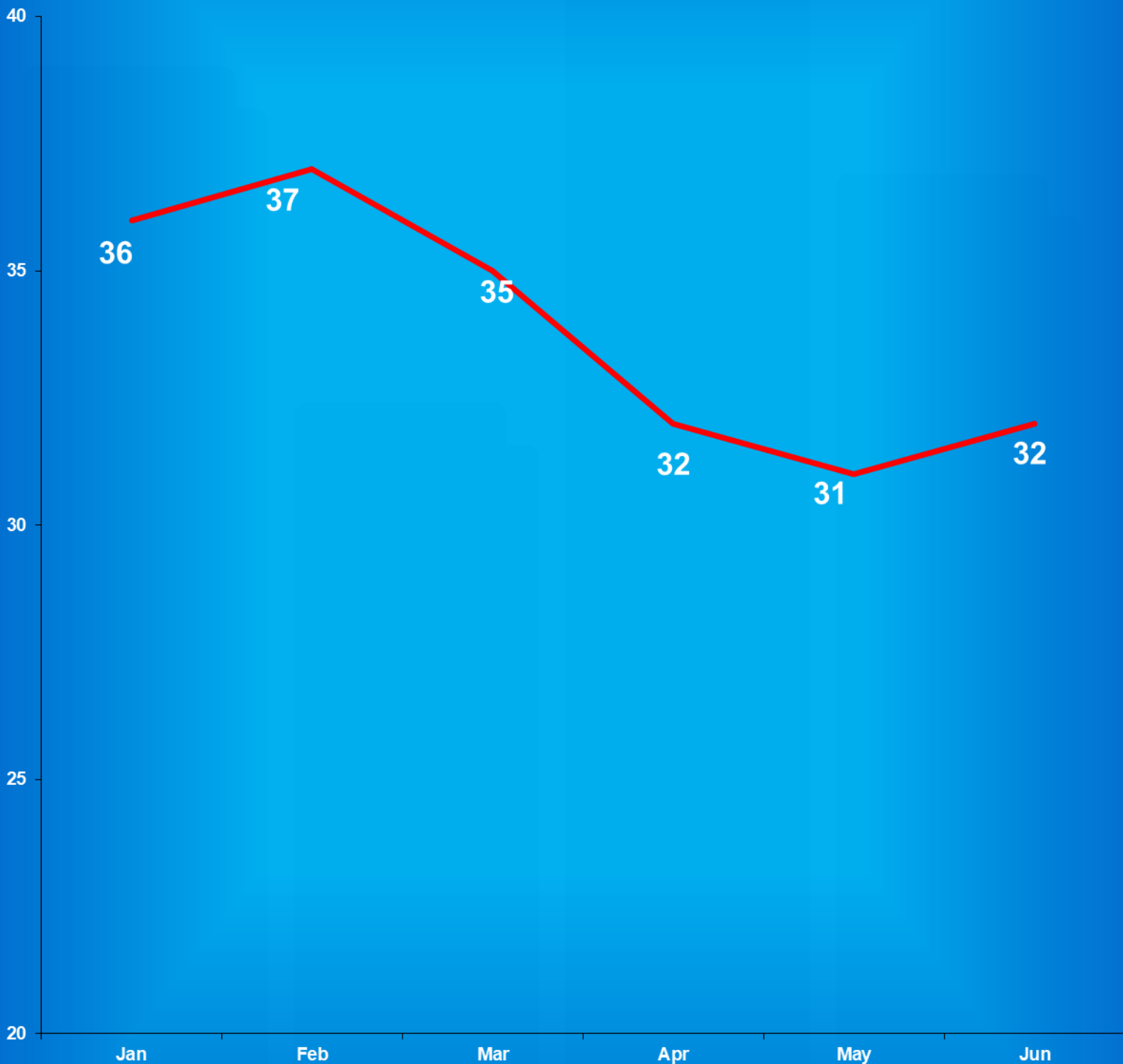
Source: SAS - mnthadm4.pgm

# Indiana Department of Correction

## Graph G

### Average Daily Juvenile Female Offender Populations

Calendar Year 2021



**Indiana Department of Correction**  
**Table 19**  
**Juvenile Male New Commitments**

<u>Month</u>	<u>2016</u>	<u>2017</u>	<u>2018</u>	<u>2019</u>	<u>2020</u>	<u>2021</u>
January	39	26	46	36	28	6
February	40	26	38	36	21	16
March	69	36	33	17	32	28
April	33	45	27	24	17	22
May	44	35	42	30	11	23
June	40	48	29	27	14	23
July	29	40	29	47	17	
August	38	48	28	37	15	
September	36	43	41	23	20	
October	24	39	24	34	17	
November	28	48	34	26	19	
December	<u>30</u>	<u>34</u>	<u>52</u>	<u>23</u>	20	
<b>TOTALS</b>	<b>463</b>	<b>450</b>	<b>468</b>	<b>360</b>	<b>231</b>	

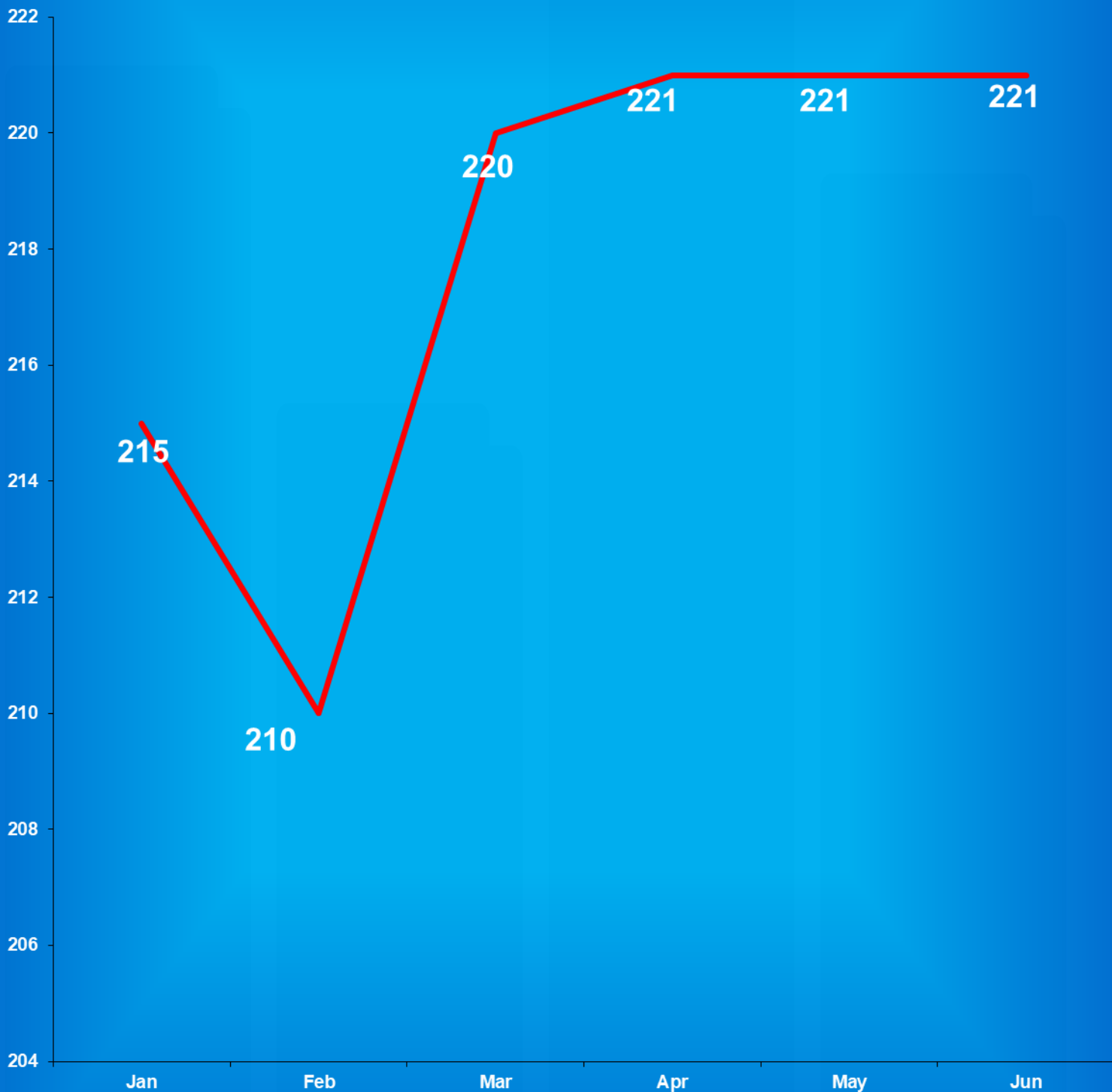
Source: SAS - mnthadm4.pgm

# Indiana Department of Correction

## Graph H

### Average Daily Juvenile Male Offender Populations

Calendar Year 2021





# Juvenile Reintegration Districts



District #8

District #6

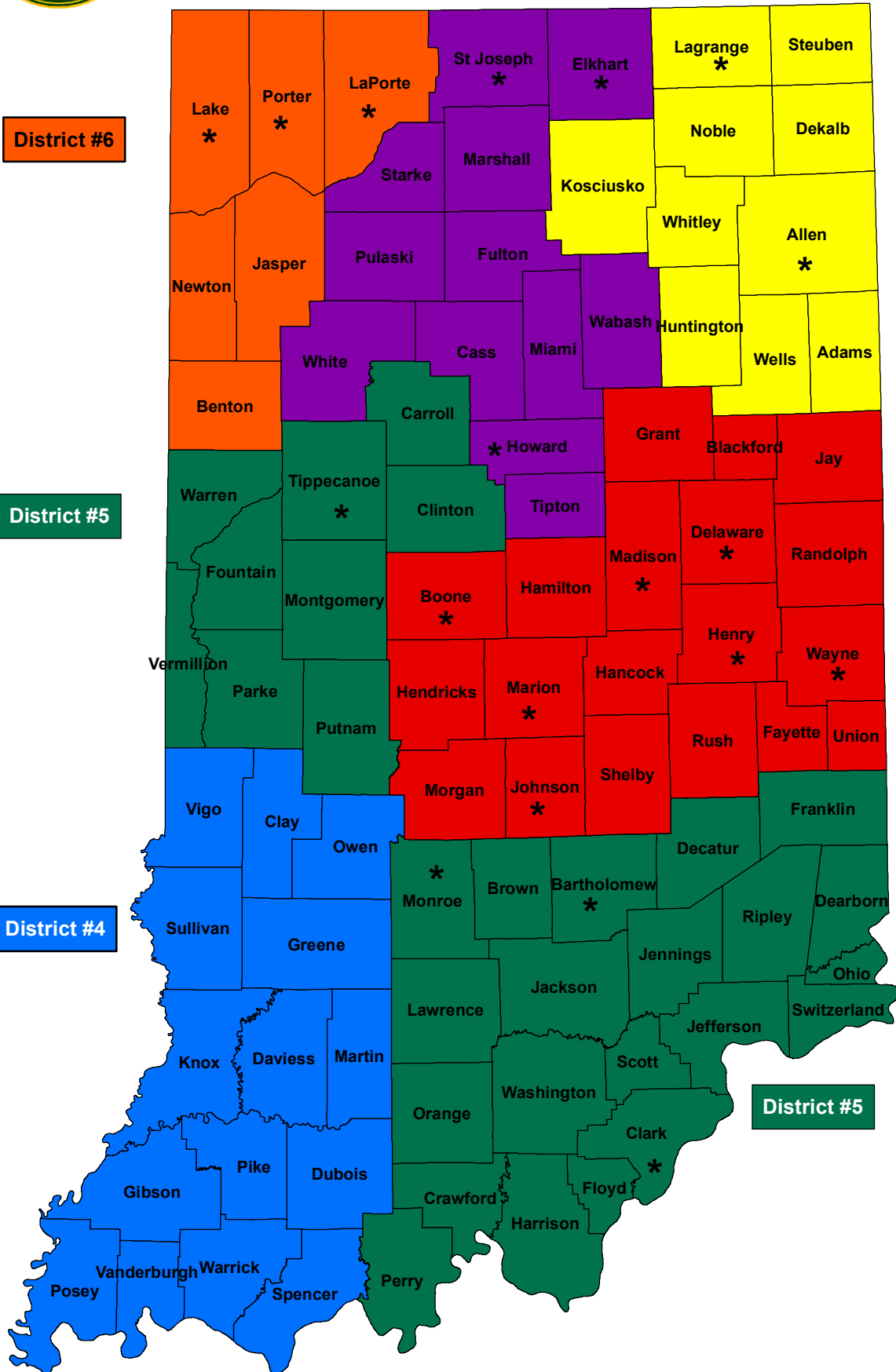
District #2

District #5

District #3

District #4

District #5



\*JDAI Site



**Indiana Department of Correction**  
**Table 20**  
**Juvenile Parole Caseload on July 01, 2021**

<u>Juvenile Reintegration Districts</u>	<b>Indiana Parolees</b>		<b>Other Jurisdiction</b>		<u>Total</u>
	Juvenile	Juvenile	Juvenile	Juvenile	
	<u>Male</u>	<u>Female</u>	<u>Male</u>	<u>Female</u>	
<i>Interstate Compact (RD0)*</i>	1	0	0	0	<i>1</i>
			<u>District Supervision Breakdown</u> <u>as follows:</u>		
Re-Entry Parole (PD1)	0	1	0	0	<i>1</i>
Fort Wayne (PD2)	11	1	0	0	<i>12</i>
Indianapolis (PD3)	4	0	6	0	<i>10</i>
Evansville (P4A)	0	0	0	0	<i>0</i>
Terre Haute (P4B)	4	0	0	0	<i>4</i>
Bloomington (PD5)	1	1	0	0	<i>2</i>
Gary (PD6)	0	1	0	0	<i>1</i>
New Castle (PD7)	4	0	0	0	<i>4</i>
South Bend (PD8)	5	1	1	1	<i>8</i>
Madison (PD9)	0	1	2	0	<i>3</i>
<b>Total</b>	<b>30</b>	<b>6</b>	<b>9</b>	<b>1</b>	<b>46</b>

**Total Juvenile Parole Population on the First Day of Each Month**

<u>Calendar Year 2021</u>	<b>Indiana Parolees</b>		<b>Other Jurisdiction</b>		<u>Total</u>
	Juvenile	Juvenile	Juvenile	Juvenile	
	<u>Male</u>	<u>Female</u>	<u>Male</u>	<u>Female</u>	
January	24	0	11	0	<b>35</b>
February	21	2	9	0	<b>32</b>
March	24	2	7	0	<b>33</b>
April	30	3	9	0	<b>42</b>
May	29	1	8	0	<b>38</b>
June	28	4	10	1	<b>43</b>
July	30	6	9	1	<b>46</b>

*\* Includes Indiana parolees who are serving their parole in another state, as well as offenders from other States being supervised in Indiana (Interstate Compact)*

Sources:  
Parole Division  
SAS - juvparl2.pgm

**Indiana Department of Correction  
Indiana Government Center South, Room E334  
302 W. Washington Street  
Indianapolis, IN 46204**

**Prepared by:  
Christophehr Yirenkyi, Data Analyst  
(317) 233-4765  
[cyirenkyi@idoc.IN.gov](mailto:cyirenkyi@idoc.IN.gov)**

**This report and previous reports may be found at:**

**<http://www.in.gov/idoc/2376.htm>**



# CHANGING LIVES

The logo for the Indiana Department of Correction is circular, featuring a central torch surrounded by stars. The words "EMPLOYEES", "EFFICIENCY", and "EFFECTIVENESS" are arranged around the torch. The outer ring of the logo contains the text "INDIANA" at the top and "DEPARTMENT OF CORRECTION" at the bottom. To the right of the logo is a blue silhouette of the state of Indiana.

The Indiana Department of Correction advances public safety and successful re-entry through dynamic supervision, programming, and partnerships.