


# Indiana Department of Correction

## Division of Data Science and Analytics



## Offender Population Statistical Report

- DECEMBER 2021 -

Rob Carter, Commissioner

**Indiana Department of Correction  
Indiana Government Center South, Room E334  
302 W. Washington Street  
Indianapolis, IN 46204**

**Prepared by:  
Scott Haskett, Data Analyst  
[CHaskett2@idoc.in.gov](mailto:CHaskett2@idoc.in.gov)**

**This report and previous reports may be found at:**

**<http://www.in.gov/idoc/2376.htm>**



## Definitions

For this report, the following definitions apply:

**Admission** – The means by which an offender enters the custody or jurisdiction of the Indiana Department of Correction. For this report, except for the return of an escapee, this does not include a return from a temporary absence.

**Average Daily Population** – The sum of the daily beginning counts for a month, divided by that month's number of daily beginning counts.

**Beginning Count** – The number of offenders physically present at the beginning of the day (ie, 0000:01 hours).

**Class A Felony** – An offense whereby a person convicted of this felony shall be imprisoned for a fixed term of thirty years, with not more than twenty years added for aggravating circumstances, or not more than ten years subtracted for mitigating circumstances.

**Class B Felony** – An offense whereby a person convicted of this felony shall be imprisoned for a fixed term of ten years, with not more than ten years added for aggravating circumstances, or not more than four years subtracted for mitigating circumstances.

**Class C Felony** – An offense whereby a person convicted of this felony shall be imprisoned for a fixed term of four years, with not more than four years added for aggravating circumstances, or not more than two years subtracted for mitigating circumstances.

**Class D Felony** – An offense whereby a person convicted of this felony shall be imprisoned for a fixed term of one and one-half years, with not more than one and one-half years added for aggravating circumstances, or not more than one year subtracted for mitigating circumstances.

**Class 1 Felony** – An offense whereby a person convicted of this felony shall be imprisoned with a sentence range of 20-40 years, with not more than twenty years added as a habitual offender enhancement.

**Class 2 Felony** – An offense whereby a person convicted of this felony shall be imprisoned with a sentence range of 10-30 years, with not more than twenty years added as a habitual offender enhancement.

**Class 3 Felony** – An offense whereby a person convicted of this felony shall be imprisoned with a sentence range of 3-16 years, with not more than twenty years added as a habitual offender enhancement.

**Class 4 Felony** – An offense whereby a person convicted of this felony shall be imprisoned with a sentence range of 2-12 years, with not more than twenty years added as a habitual offender enhancement.

**Class 5 Felony** – An offense whereby a person convicted of this felony shall be imprisoned with a sentence range of 1-6 years, with not more than six years added as a habitual offender enhancement.

**Class 6 Felony** – An offense whereby a person convicted of this felony shall be imprisoned with a sentence range of 0.5-2.5 years, with not more than six years added as a habitual offender enhancement.

**Contracted Beds** - Those offenders who have been committed to the Indiana Department of Correction but are housed in a local work release facility under contract of a 3rd party provider.

**County Jail "Back-ups" (Jail Bed Count)** – Those offenders who have been committed to the Indiana Department of Correction but are housed in a county jail until they can be transferred to a Department of Correction intake facility. The county receives \$35.00 per day, per offender, to house these offenders.

**Ending Count** – The number of offenders physically present at the end of the day (i.e., 2400:00 hours).

**Felon** – A person convicted in any jurisdiction who might have been imprisoned for more than one year.

**Murder** - An offense whereby a person convicted of this felony shall be imprisoned for a fixed term of fifty-five years, with not more than ten years added for aggravating circumstances, or not more than ten years subtracted for mitigating circumstances.

## Definitions Continued

**Operational Capacity** – The total bed capacity of the facility. The capacity of a facility is the number of beds authorized for safe and efficient operation of the facility.

**Pre-Dispositional** – An individual ordered by the Court to the Indiana Department of Correction for evaluation prior to sentencing.

**Release** – The means by which an offender leaves the custody or jurisdiction of the Indiana Department of Correction. For this report, except for an escape, this does not include a temporary absence.

**Safekeeper** – An individual whom the Court has determined to be in imminent danger of serious bodily injury or death, or who represents a substantial threat to the safety of others, and whom the Court has ordered to the Indiana Department of Correction for custody and security control.

**Maximum Level Facilities** – Maximum security facilities have very restrictive security measures and housing is celled space.

**Medium Level Facilities** – Medium security facilities have moderate degree of security measures and housing consists of dormitories and celled space.

**Minimum Level Facilities** – Minimum Security Facilities have the least restrictive security measures and housing is dormitory style. Also included as minimum security are work release program offenders who leave the facility for outside employment but return nightly.

**Intake Facilities** – Intake facilities are designated to receive newly committed adult offenders. During the intake process each offender is evaluated through interviews, reports and diagnostic tests. This evaluation forms the basis of the offenders' facility and program assignment.

**Secure Housing Units** – Denotes maximum control with the most restrictive security measures in place.

**Vacancy** – The number of beds available for assignment.

**Juvenile Diagnostic/Walkthrough** – A Juvenile court can order a youth to the Department of Correction to be temporarily committed for not more than 14 days (excluding Saturdays, Sundays, and Legal holidays) for the purpose of an evaluation. The youth must be adjudicated delinquent, and the order must be prior to disposition. The department will send a report to the court of the written findings.

## **Indiana Department of Correction Population Summary**

- There were 21,717 adult male offenders (including 904 county jail “back-ups” and 61 in contracted beds) on January 01, 2022. This population is 9% below operational bed capacity for general population.
- There were 2,175 adult female offenders (including 70 county jail “back-ups” and 38 in contracted beds) on January 01, 2022. This population is 20% below the operational bed capacity.
- There were 241 juvenile male offenders in the Department’s facilities on January 01, 2022. This population is 55% below the operational bed capacity.
- There were 37 juvenile female offenders in the Department’s facilities on January 01, 2022. This population is 40% below the operational bed capacity.
- There were 5,501 adult males on parole in Indiana (4,975 Indiana parolees and 526 other jurisdiction parolees) on January 01, 2022.
- There were 577 adult females on parole in Indiana (515 Indiana parolees and 62 other jurisdiction parolees) on January 01, 2022.
- There were 646 adults admitted to IDOC (557 males and 89 females) and 755 adults released from IDOC (654 males and 101 females) in December 2021.
- There were 32 juveniles admitted to IDOC (28 males and 4 females) and 30 juveniles released from IDOC (27 males and 3 female) in December 2021.

**Indiana Department of Correction  
Human Resource Report**

**December 30, 2021**

**ADULT FACILITIES**

Facility	Total Staff*	Custody Staff	Non-Custody	Vacancies	Hires - Rehires	Retired - Terminated	Inter-Agency		Contract/Vendor		
							In	Out	Aramark	Health	Education
Branchville Correctional Facility	248	173	75	26	4	5	0	0	5	29	3
Chain O'Lakes Correctional Facility	29	21	8	4	1	2	1	0	3	3	0
Correctional Industrial Facility	259	188	71	108	2	0	1	1	13	22	2
Edinburgh Correctional Facility	67	53	14	7	2	2	0	0	5	5	1
Indiana State Prison/Lakeside	409	319	90	161	11	15	1	1	12	38	2
Indiana Women's Prison	161	113	48	32	8	9	0	0	8	21	3
Madison Correctional Facility	180	129	51	35	5	2	1	1	7	26	2
Miami Correctional Facility	362	261	101	222	6	20	2	1	22	40	6
New Castle Correctional Facility**	237	169	68	176	0	1	0	0	21	57	7
Pendleton Correctional Facility	354	235	119	170	5	3	2	0	15	46	2
Plainfield Correctional Facility	314	230	84	81	8	9	0	0	21	34	3
Putnamville Correctional Facility	373	264	109	150	10	17	0	0	18	36	6
Reception-Diagnostic Center	202	156	46	45	1	3	0	0	0	32	0
Rockville Correctional Facility	223	159	64	43	1	4	0	0	13	39	3
South Bend Comm. Re-Entry Center	38	25	13	4	2	1	0	0	5	2	0
Heritage Trail DOC Staff	22	0	22	3	0	0	0	0	0	11	2
Heritage Trail GEO Staff**	53	28	25	31	0	0	0	0	0	11	0
Wabash Valley Correctional Facility	564	444	120	83	4	19	1	0	23	56	3
Westville Correctional Facility	613	466	147	157	10	21	1	0	21	58	6
<b>Total</b>	<b>4,708</b>	<b>3,433</b>	<b>1,275</b>	<b>1,538</b>	<b>80</b>	<b>133</b>	<b>10</b>	<b>4</b>	<b>212</b>	<b>566</b>	<b>51</b>

**JUVENILE FACILITIES**

Facility	Total Staff*	Custody Staff	Non-Custody	Vacancies	Hires - Rehires	Retired - Terminated	Inter-Agency		Contract/Vendor		
							In	Out	Aramark	Health	Education
LaPorte/Camp Summit	56	41	15	8	0	2	1	1	4	6	7
Logansport Intake/North Central	156	102	54	31	1	2	0	0	7	13	12
Pendleton Juvenile Correctional	219	147	72	74	4	5	0	0	6	16	22
<b>Total</b>	<b>431</b>	<b>290</b>	<b>141</b>	<b>113</b>	<b>5</b>	<b>9</b>	<b>1</b>	<b>1</b>	<b>17</b>	<b>35</b>	<b>41</b>

**ADMINISTRATIVE**

Central Office***	<b>Total</b>	<b>560</b>	<b>189</b>	<b>371</b>	<b>79</b>	<b>3</b>	<b>2</b>	<b>3</b>	<b>2</b>	<b>0</b>	<b>34</b>	<b>2</b>
-------------------	--------------	------------	------------	------------	-----------	----------	----------	----------	----------	----------	-----------	----------

**TOTALS**

<b>STATE EMPLOYEE TOTAL</b>	<b>5,409</b>	<b>3,715</b>	<b>1,694</b>	<b>1,523</b>	<b>88</b>	<b>143</b>	<b>14</b>	<b>7</b>	<b>0</b>	<b>0</b>	<b>0</b>
<b>CONTRACT EMPLOYEE TOTAL</b>	<b>1,247</b>	<b>197</b>	<b>1,050</b>	<b>207</b>	<b>0</b>	<b>1</b>	<b>0</b>	<b>0</b>	<b>229</b>	<b>635</b>	<b>94</b>
<b>GRAND TOTAL</b>	<b>6,656</b>	<b>3,912</b>	<b>2,744</b>	<b>1,730</b>	<b>88</b>	<b>144</b>	<b>14</b>	<b>7</b>	<b>229</b>	<b>635</b>	<b>94</b>

\* Total Active Staff does not include those on disability, suspension, or leave with pay.

\*\* New Castle Correctional Facility and Heritage Trail are privately contracted institutions. Their hire/rehire and termination/reire data is not provided to DOC.

\*\*\* Includes Technology Services Division, PEN Products, Staff Development and Training, and the Parole Division (counted as Custody Staff)

NOTE: Health numbers same as last month due to system issues with generating new report.

Note: Total staff, custody staff, non-custody staff, and vacancy data are as of the end of the month.

Hires and re-hires, retirements and terminations, intra-agency transfer in and transfer out are the total number of actions for the month.

Source: DOC Human Resource



# Offender Statistics



**Indiana Department of Correction**  
**Table 1**  
**Offender Population & Vacancy Numbers, by Facility Security Level**  
**January 1, 2022**

<b>Minimum Security - Adult MALE</b>
--------------------------------------

	December Ending Count	General Population Vacancies	Programs & Treatment Vacancies	Restricted Housing & Infirmery Vacancies	Down Beds	Held Beds
Chain O'Lakes	74	26	0	0	0	2
Edinburgh	244	100	0	0	0	0
Miami - MCA	95	109	0	0	0	0
New Castle - NCA	137	65	0	0	0	2
Pendleton - IRO	0	220	0	0	0	0
Westville - WCA	370	7	0	0	2	0
Wabash Valley - WVA	137	61	0	0	0	0
<b>Total</b>	<b>1,057</b>	<b>588</b>	<b>0</b>	<b>0</b>	<b>2</b>	<b>4</b>

<b>Re-Entry &amp; Work Release - Adult MALE</b>
---

Bartholomew Co. Re-Entry	5	15	0	0	0	0
Chain O'Lakes Re-Entry	35	3	0	0	0	0
Lake Co. Re-Entry/M	3	7	0	0	0	0
South Bend Re-Entry	158	43	0	0	0	0
VOA/Hope Hall Re-Entry	19	21	0	0	0	0
Starke Co. PI - TC	34	0	14	0	0	0
<b>Total</b>	<b>254</b>	<b>89</b>	<b>14</b>	<b>0</b>	<b>0</b>	<b>0</b>

<b>Medium Security - Adult MALE</b>
-------------------------------------

	December Ending Count	General Population Vacancies	Programs & Treatment Vacancies	Restricted Housing & Infirmery Vacancies	Down Beds	Held Beds
Branchville	1,126	280	124	3	0	0
Correctional Industrial	1,242	67	1	12	164	9
Indiana State Prison ISO	194	190	0	0	0	1
Plainfield	1,348	141	29	6	70	3
Putnamville	1,872	213	96	14	324	0
Heritage Trail	787	92	0	0	28	9
Westville	2,441	227	48	38	140	19
New Castle	2,320	10	49	29	9	14
<b>Total</b>	<b>11,330</b>	<b>1,220</b>	<b>347</b>	<b>102</b>	<b>735</b>	<b>55</b>



Table 1 (Cont.)

<b>Maximum Security - Adult MALE</b>						
--------------------------------------	--	--	--	--	--	--

	December Ending Count	General Population Vacancies	Programs & Treatment Vacancies	Restricted Housing & Infirmery Vacancies	Down Beds	Held Beds
Miami	1,641	161	6	5	1,169	2
Indiana State Prison	1,939	61	41	10	15	11
Pendleton	1,309	21	8	34	93	9
Pendleton Treatment Unit	157	0	95	0	7	1
ISR Secure Housing Unit	61	0	0	5	2	1
New Castle Annex	393	43	0	44	3	3
New Castle Mental Health	106	0	20	0	1	1
WCU Secure Housing Unit	130	0	0	7	1	0
Wabash Valley	1,702	23	40	22	6	9
WVS Secure Housing Unit	190	0	0	9	15	2
Reception Diag. Center	544	134	0	0	17	0
<b>Total</b>	<b>8,172</b>	<b>443</b>	<b>210</b>	<b>136</b>	<b>1,329</b>	<b>39</b>

<b>Minimum Security &amp; Re-Entry - Adult FEMALE</b>						
---	--	--	--	--	--	--

	December Ending Count	General Population Vacancies	Programs & Treatment Vacancies	Restricted Housing & Infirmery Vacancies	Down Beds	Held Beds
Madison	479	369	0	0	0	0
Jefferson Co. Re-Entry	39	43	0	0	0	0
Crane House	38	7	0	0	0	0
<b>Total</b>	<b>556</b>	<b>419</b>	<b>0</b>	<b>0</b>	<b>0</b>	<b>0</b>

<b>Medium Security - Adult FEMALE</b>						
---------------------------------------	--	--	--	--	--	--

Rockville	922	21	94	13	155	1
<b>Total</b>	<b>922</b>	<b>21</b>	<b>94</b>	<b>13</b>	<b>155</b>	<b>1</b>

<b>Maximum Security - Adult FEMALE</b>						
--	--	--	--	--	--	--

Women's Prison	505	129	85	5	0	3
Rockville Intake	122	90	0	0	0	0
<b>Total</b>	<b>627</b>	<b>219</b>	<b>85</b>	<b>5</b>	<b>0</b>	<b>3</b>

<b>JAIL BED COUNT</b>						
-----------------------	--	--	--	--	--	--

Adult Male	904	N/A	N/A	N/A	N/A	N/A
Adult Female	<u>70</u>	<u>N/A</u>	<u>N/A</u>	<u>N/A</u>	<u>N/A</u>	<u>N/A</u>
<b>Total</b>	<b>974</b>					

Table 1 (Cont.)

<b>JUVENILE OFFENDERS</b>
---------------------------

**Juvenile Male**

	December Ending Count	General Population Vacancies	Programs & Treatment Vacancies	Restricted Housing & Infirmery Vacancies	Down Beds	Held Beds
North Central Juvenile Correctional Facility	115	59	0	0	0	0
Pendleton Juvenile Correctional Facility	126	237	0	12	0	16
<b>Total</b>	<b>241</b>	<b>296</b>	<b>0</b>	<b>12</b>	<b>0</b>	<b>16</b>

**Juvenile Female**

LaPorte Juvenile Correctional Facility	37	25	0	0	0	0
--	----	----	---	---	---	---

<b>TOTALS</b>
---------------

	December Ending Count	General Population Vacancies	Programs & Treatment Vacancies	Restricted Housing & Infirmery Vacancies	Down Beds	Held Beds
GRAND TOTAL FOR ALL ADULT MALES (Includes Jail Bed Count and Contracted Beds)	21,717	2,340	571	238	2,066	98
TOTAL FOR ADULT MALES IDOC FACILITIES ONLY	20,752	2,297	557	238	2,066	98
GRAND TOTAL FOR ALL ADULT FEMALES (Includes Jail Bed Count and Contracted Beds)	2,175	659	179	18	155	4
TOTAL FOR ADULT FEMALES IDOC FACILITIES ONLY	2,067	609	179	18	155	4
TOTAL FOR JUVENILE MALES	241	296	0	12	0	16
TOTAL FOR JUVENILE FEMALES	37	25	0	0	0	0
<b>GRAND TOTAL FOR THE DEPARTMENT (Includes Jail Bed Count and Contracted Beds)</b>	<b>24,170</b>	<b>3,320</b>	<b>750</b>	<b>268</b>	<b>2,221</b>	<b>118</b>
<b>GRAND TOTAL FOR THE DEPARTMENT (Excludes Jail Bed Count and Contracted Beds)</b>	<b>23,097</b>	<b>3,227</b>	<b>736</b>	<b>268</b>	<b>2,221</b>	<b>118</b>

Sources: Planning Division Facility Body Count Report  
 Planning Division Juvenile Daily Count Report  
 OIS - Jail Bed Count  
 Operational Support Services - Vacancy Report

**Indiana Department of Correction**  
**Table 2**  
**Operational Capacity Compared to Population, by Facility**  
**January 1, 2022**

<b>Minimum Security - Adult MALE</b>					
	<b>November Operational Capacity</b>	<b>December Operational Capacity</b>	<b>December Adjusted Operational Capacity*</b>	<b>December Ending Count</b>	<b>Percent +/- Capacity</b>
Chain O'Lakes	102	102	100	74	-26%
Edinburgh	344	344	344	244	-29%
Miami - MCA	204	204	204	95	-53%
New Castle - NCA	204	204	202	137	-32%
Pendleton - IRO	220	220	220	0	-100%
Westville - WCA	379	379	377	370	-2%
Wabash Valley - WVA	<u>198</u>	<u>198</u>	<u>198</u>	137	<u>-31%</u>
<b>Total</b>	<b>1,651</b>	<b>1,651</b>	<b>1,645</b>	<b>1,057</b>	<b>-36%</b>

<b>Re-Entry &amp; Work Release - Adult MALE</b>					
Bartholomew Co. Re-Entry	20	20	40	5	-88%
Chain O'Lakes Re-Entry	38	38	38	35	-8%
Lake Co. Re-Entry/M	10	10	10	3	-70%
South Bend Re-Entry	201	201	201	158	-21%
VOA/Hope Hall Re-Entry	40	40	40	19	-53%
Starke Co. PI - TC	<u>48</u>	<u>48</u>	34	34	0
<b>Total</b>	<b>357</b>	<b>357</b>	<b>363</b>	<b>254</b>	<b>-30%</b>

<b>Medium Security - Adult MALE</b>					
Branchville	1,533	1,533	1,406	1,126	-20%
Correctional Industrial	1,495	1,495	1,309	1,242	-5%
Indiana State Prison ISO	385	385	384	194	-49%
Plainfield	1,597	1,597	1,489	1,348	-9%
Putnamville	2,519	2,519	2,085	1,872	-10%
Heritage Trail	916	916	879	787	-10%
Westville	2,913	2,913	2,668	2,441	-9%
New Castle	2,431	2,431	2,330	2,320	0%
<b>Total</b>	<b>13,789</b>	<b>13,789</b>	<b>12,550</b>	<b>11,330</b>	<b>-10%</b>

Table 2 (Cont.)

<b>Maximum Security - Adult MALE</b>					
	<b>November Operational Capacity</b>	<b>December Operational Capacity</b>	<b>December Adjusted Operational Capacity*</b>	<b>December Ending Count</b>	<b>Percent +/- Capacity</b>
Miami	2,984	2,984	1,788	1,641	-8%
Indiana State Prison	2,077	2,077	1,987	1,939	-2%
Pendleton	1,474	1,474	1,330	1,309	-2%
Pendleton Treatment Unit	260	260	157	157	0%
ISR Secure Housing Unit	69	69	61	61	0%
New Castle Annex	486	486	436	393	-10%
New Castle Mental Health	128	128	106	106	0%
WCU Secure Housing Unit	138	138	130	130	0%
Wabash Valley	1,802	1,802	1,725	1,702	-1%
WVS Secure Housing Unit	216	216	190	190	0%
Reception Diag. Center	<u>695</u>	<u>695</u>	<u>544</u>	544	<u>0%</u>
<b>Total</b>	<b>10,329</b>	<b>10,329</b>	<b>8,454</b>	<b>8,172</b>	<b>-3%</b>

<b>Minumum Security &amp; Re-Entry - Adult FEMALE</b>					
Madison	848	848	848	479	-44%
Jefferson Co. Re-Entry	82	82	82	39	-52%
Crane House	45	45	45	38	-16%
<b>Total</b>	<b>975</b>	<b>975</b>	<b>975</b>	<b>556</b>	<b>-43%</b>

<b>Medium Security - Adult FEMALE</b>					
Rockville	<u>1,206</u>	<u>1,206</u>	<u>943</u>	<u>922</u>	-2%
<b>Total</b>	<b>1,206</b>	<b>1,206</b>	<b>943</b>	<b>922</b>	<b>-2%</b>

<b>Maximum Security - Adult FEMALE</b>					
Women's Prison	727	727	598	505	-16%
Rockville Intake	<u>212</u>	<u>212</u>	<u>122</u>	122	<u>0%</u>
<b>Total</b>	<b>939</b>	<b>939</b>	<b>720</b>	<b>627</b>	<b>-13%</b>

<b>JAIL BED COUNT**</b>					
Adult Male	712	904	904	904	0%
Adult Female	71	<u>70</u>	<u>70</u>	<u>70</u>	<u>0%</u>
<b>Total</b>	<b>783</b>	<b>974</b>	<b>974</b>	<b>974</b>	<b>0%</b>

<b>JUVENILE OFFENDERS</b>					
	<b>Juvenile Male</b>				
North Central Juvenile Correctional Facility	174	174	174	115	-34%
Pendleton Juvenile Correctional Facility	<u>391</u>	<u>391</u>	<u>363</u>	<u>126</u>	<u>-65%</u>
<b>Total</b>	<b>565</b>	<b>565</b>	<b>537</b>	<b>241</b>	<b>-55%</b>

Table 2 (Cont.)

**Juvenile Female**

	<b>November Operational Capacity</b>	<b>December Operational Capacity</b>	<b>December Adjusted Operational Capacity*</b>	<b>December Ending Count</b>	<b>Percent +/- Capacity</b>
LaPorte Juvenile Correctional Facility	62	62	62	37	-40%

<b>TOTALS</b>					
	<b>November Operational Capacity</b>	<b>December Operational Capacity</b>	<b>December Adjusted Operational Capacity*</b>	<b>December Ending Count</b>	<b>Percent +/- Capacity</b>
GRAND TOTAL FOR ALL ADULT MALES (Includes Jail Bed Count and Contracted Beds)	26,838	27,030	23,916	21,717	-9%
TOTAL FOR ADULT MALES IDOC FACILITIES ONLY	26,008	26,008	22,888	20,752	-9%
GRAND TOTAL FOR ALL ADULT FEMALES (Includes Jail Bed Count and Contracted Beds)	3,191	3,190	2,708	2,175	-20%
TOTAL FOR ADULT FEMALES IDOC FACILITIES ONLY	3,075	3,075	2,593	2,067	-20%
TOTAL FOR JUVENILE MALES	565	565	537	241	-55%
TOTAL FOR JUVENILE FEMALES	62	62	62	37	-40%
<b>GRAND TOTAL FOR THE DEPARTMENT (Includes Jail Bed Count** and Contracted Beds)</b>	<b>30,656</b>	<b>30,847</b>	<b>27,223</b>	<b>24,170</b>	<b>-11%</b>
<b>GRAND TOTAL FOR THE DEPARTMENT (Excludes Jail Bed Count and Contracted Beds)</b>	<b>29,710</b>	<b>29,710</b>	<b>26,080</b>	<b>23,097</b>	<b>-11%</b>

\*Adjusted Operational Capacity includes Intake Beds and excludes Down, Held, and Segregation/Infirmary, and Program/Treatment Hold Beds.

\*\*Jail Bed Counts - IDOC offender Jail Bed holding is demand-based, therefore Jail Bed Percent Capacity is always 0%. Jail Bed Operational Capacity is determined by each county's availability and fluctuates from month to month.

Sources: Planning Division Facility Body Count Report  
 Planning Division Juvenile Daily Count Report  
 OIS - Jail Bed Count  
 Operational Support Services - Vacancy Report

**Indiana Department of Correction**  
**Table 3**  
**Facility Population on the First Day of Each Month**  
**(Excludes County Jail "Back-ups" & Contracted Beds)**

	<b>Adult</b>	<b>Adult</b>	<b>Juvenile</b>	<b>Juvenile</b>	
<b><u>2021</u></b>	<b><u>Male</u></b>	<b><u>Female</u></b>	<b><u>Male</u></b>	<b><u>Female</u></b>	<b><u>Total</u></b>
January	21,465	2,161	223	36	23,885
February	21,448	2,197	207	37	23,889
March	21,442	2,176	208	36	23,862
April	21,472	2,179	223	34	23,908
May	21,310	2,127	222	30	23,689
June	21,278	2,123	230	32	23,663
July	21,234	2,120	228	33	23,615
August	21,234	2,094	235	32	23,595
September	21,166	2,105	226	36	23,533
October	21,159	2,079	243	38	23,519
November	21,096	2,050	234	38	23,418
December	20,886	2,054	239	36	23,215
<b><u>2022</u></b>	<b><u>Adult</u></b>	<b><u>Adult</u></b>	<b><u>Juvenile</u></b>	<b><u>Juvenile</u></b>	<b><u>Total</u></b>
January	20,752	2,067	241	37	23,097

Source: Research Division Juvenile Daily Count Report

**Indiana Department of Correction**  
**Table 4**  
**Parole Caseload on January 9th, 2022**

<u>Parole District</u>	<b>Indiana Parolees</b>		<b>Other Jurisdiction</b>		<u>Total</u>
	<u>Adult Male</u>	<u>Adult Female</u>	<u>Adult Male</u>	<u>Adult Female</u>	
<i>Interstate Compact (PD0)*</i>	273	16	526	62	877
	<i>District Supervision Breakdown as follows:</i>				
Re-Entry Parole (PD1)	294	35	36	3	368
Fort Wayne (PD2)	639	70	49	4	762
Indianapolis (PD3)	1018	75	96	12	1,201
Evansville (P4A)	450	48	42	5	545
Terre Haute (P4B)	398	38	26	7	469
Bloomington (PD5)	307	40	34	5	386
Gary (PD6)	366	22	88	7	483
New Castle (PD7)	594	102	45	9	750
South Bend (PD8)	641	52	63	5	761
Madison (PD9)	268	33	47	5	353
<b>Total</b>	<b>5,248</b>	<b>531</b>	<b>526</b>	<b>62</b>	<b>6,367</b>

**Total Parole Population on the First Day of Each Month**

<u>Calendar Year 2021</u>	<b>Indiana Parolees</b>		<b>Other Jurisdiction</b>		<u>Total</u>
	<u>Adult Male</u>	<u>Adult Female</u>	<u>Adult Male</u>	<u>Adult Female</u>	
January	5,531	617	491	63	6,702
February	5,542	603	500	65	6,710
March	5,475	593	502	63	6,633
April	5,422	583	514	65	6,584
May	5,377	580	532	68	6,557
June	5,329	567	562	63	6,521
July	5,264	550	580	66	6,460
August	5,271	540	580	68	6,459
September	5,259	535	579	67	6,440
October	5,187	522	533	63	6,305
November	5,232	527	526	60	6,345
December	5,248	531	526	62	6,367

\* Includes Indiana parolees who are serving their parole in another state, as well as offenders from other States being supervised in Indiana (Interstate Compact)

Sources: Juvenile Services  
Parole Division



# Adult Offender Statistics





**Indiana Department of Correction**  
**Table 5**  
**Monthly Admissions and Releases- Adult Offenders**  
(Includes County Jail "Back-ups" & Contracted Beds)  
**December 2021**

<b>Admissions</b>	<b>Male</b>	<b>Female</b>	<b>Total</b>
New Commitments	267	42	309
Parole Violators - New Commits	20	1	21
Parole Violators - Technical	71	2	73
Unsentenced (Safekeepers)	2	1	3
Return from Esc - Sec/NonSec Facility	0	0	0
Return from Escape - Non-Secure Facility	2	0	2
Return from Escape - CTP Absconds	0	0	0
Court Supervision Violators - New Commits	67	12	79
Court Supervision Violators - Technical	122	31	153
Return from CTP - New Commits	1	0	1
Return from CTP - Technical	5	0	5
Unknown (Missing Data)	0	0	0
<b>Total Admissions</b>	<b>557</b>	<b>89</b>	<b>646</b>

<b>Releases</b>	<b>Male</b>	<b>Female</b>	<b>Total</b>
Parole	294	39	333
Probation	210	40	250
Escape Secure Facility	0	0	0
Walk-Away - Non-Secure Facility	0	0	0
Discharged	73	15	88
Unsentenced Discharged	0	0	0
Other (i.e. Death)	12	1	13
Community Transition Program (CTP)	65	6	71
CTP Absconds	0	0	0
Unknown (Missing Data)	0	0	0
<b>Total Releases</b>	<b>654</b>	<b>101</b>	<b>755</b>

*Of the 267 new commitments of male felons, 120 (44.9%) had a prior commitment.*

*Of the 42 new commitments of female felons, 11 (26.2%) had a prior commitment.*

*Effective July 1, 1998, misdemeanants are to be committed to DOC only under special circumstances (IC 11-12-6)*

*Sources: SAS-prsadm8.pgm, SAS - prisrel8.pgm*

**Indiana Department of Correction**  
**Table 6**  
**New Admissions by County of Commitment - Adult Offenders**

**December 2021**

County	Felony Level												Total	County	Felony Level												Total
	Murder	FA	FB	FC	FD	F1	F2	F3	F4	F5	F6	Other*			Murder	FA	FB	FC	FD	F1	F2	F3	F4	F5	F6	Other*	
Adams	0	0	0	0	0	0	0	0	0	0	0	0	0	Madison	1	0	2	2	0	0	0	2	4	9	8	0	28
Allen	2	0	1	0	0	1	1	6	8	25	10	0	54	Marion	2	3	1	0	0	2	7	24	15	38	0	92	
Bartholomew	0	0	0	0	0	0	0	0	2	0	0	0	2	Marshall	0	0	0	0	0	1	1	2	0	2	0	6	
Benton	0	0	0	0	0	0	0	0	0	0	0	0	0	Martin	0	0	0	0	0	0	0	0	0	0	0	0	
Blackford	0	0	0	0	0	0	0	0	0	2	3	0	5	Miami	0	0	0	0	0	0	0	0	0	0	0	0	
Boone	0	0	0	0	0	0	0	0	1	2	3	0	6	Monroe	1	0	0	0	0	0	0	0	1	2	2	6	
Brown	0	0	0	0	0	0	0	0	0	0	2	0	2	Montgomery	0	0	0	0	0	0	0	2	0	1	1	4	
Carroll	0	0	0	0	0	0	0	0	0	0	0	0	0	Morgan	0	0	0	0	0	0	0	0	1	2	0	3	
Cass	0	0	0	0	0	0	2	0	0	4	0	0	3	Newton	0	0	0	0	0	0	0	0	0	1	0	1	
Clark	0	0	0	0	0	0	0	1	1	1	1	0	4	Noble	0	0	1	0	0	0	0	0	0	3	0	4	
Clay	0	0	0	0	0	1	0	1	0	3	0	0	5	Ohio	0	0	0	0	0	0	1	0	0	0	0	1	
Clinton	0	0	0	0	0	0	0	0	0	2	1	0	3	Orange	0	0	0	0	0	0	0	0	1	2	0	3	
Crawford	0	0	0	0	0	0	0	0	0	0	0	0	0	Owen	0	0	0	0	0	0	0	0	0	0	0	0	
Daviess	0	0	0	0	0	0	0	0	1	1	0	0	2	Parke	0	0	0	0	0	0	1	0	1	0	0	2	
Dearborn	0	0	0	1	0	0	0	0	0	3	0	0	4	Perry	0	0	0	0	0	0	0	0	0	0	0	0	
Decatur	0	0	0	0	0	0	0	1	3	0	1	0	5	Pike	0	0	0	0	0	0	0	0	0	1	0	1	
DeKalb	0	0	0	0	0	0	0	1	0	1	1	0	3	Porter	0	0	0	0	0	0	0	0	0	0	0	0	
Delaware	0	0	0	0	0	1	0	0	1	1	1	0	4	Posey	0	0	0	0	0	0	0	0	2	6	0	8	
Dubois	0	0	0	0	0	0	0	0	0	0	0	0	0	Pulaski	0	0	0	0	0	0	0	0	0	0	0	0	
Elkhart	1	2	1	0	0	2	6	4	1	7	2	0	26	Putnam	0	0	0	0	0	0	0	1	0	2	0	3	
Fayette	0	0	0	0	0	0	0	0	0	2	0	0	2	Randolph	0	0	0	0	0	0	0	0	1	0	0	1	
Floyd	0	0	0	1	0	0	0	1	1	0	0	0	3	Ripley	0	0	0	0	1	0	0	0	0	1	2	4	
Fountain	0	0	1	0	0	0	0	0	0	1	0	0	2	Rush	0	0	0	0	0	1	0	0	1	3	1	6	
Franklin	0	0	0	0	0	0	0	0	0	1	0	0	1	St. Joseph	2	0	0	1	0	1	0	1	1	1	3	10	
Fulton	0	0	0	0	0	0	0	0	1	0	0	0	1	Scott	0	0	0	0	0	0	0	0	5	3	1	9	
Gibson	0	0	0	0	0	1	1	0	1	1	1	0	5	Shelby	0	0	0	0	0	0	0	0	3	4	0	7	
Grant	0	0	1	0	0	0	0	1	0	1	0	0	3	Spencer	0	0	0	0	0	0	0	0	0	0	0	0	
Greene	0	0	0	0	0	0	0	0	1	2	0	0	3	Starke	0	0	0	0	0	0	0	0	0	0	0	0	
Hamilton	0	0	0	0	0	0	1	1	3	4	0	0	9	Steuben	0	0	0	0	0	0	1	0	0	0	0	1	
Hancock	0	0	1	0	0	0	1	1	0	1	0	0	4	Sullivan	0	0	0	0	0	0	0	0	1	0	0	1	
Harrison	0	0	0	0	0	0	0	1	2	2	0	0	5	Switzerland	0	0	0	0	0	0	0	0	1	1	0	2	
Hendricks	0	0	0	0	0	0	0	0	0	1	0	0	1	Tippecanoe	1	0	1	1	0	2	1	1	3	3	2	15	
Henry	0	0	1	0	0	0	0	0	1	1	0	0	3	Tipton	0	0	0	0	0	0	0	0	0	0	0	0	
Howard	0	0	0	0	0	0	1	1	2	0	1	0	5	Union	0	0	0	0	0	0	0	0	0	0	0	0	
Huntington	0	0	0	0	0	0	1	0	1	3	0	0	5	Vanderburgh	0	1	0	0	0	0	1	4	4	10	3	23	
Jackson	0	0	0	0	0	0	2	2	0	3	0	0	7	Vermillion	0	0	0	0	0	0	0	0	2	2	1	5	
Jasper	0	0	0	0	0	0	0	0	0	0	0	0	0	Vigo	0	1	0	0	0	1	0	1	3	1	0	7	
Jay	0	0	0	0	0	0	0	3	0	2	0	0	5	Wabash	0	0	0	0	0	0	0	0	1	3	3	7	
Jefferson	0	0	0	0	0	0	2	1	2	3	2	0	10	Warren	0	0	0	0	0	0	0	0	0	1	1	2	
Jennings	0	0	1	0	0	0	0	0	0	0	1	0	2	Warrick	0	0	0	0	0	0	0	0	1	1	1	3	
Johnson	0	0	1	0	0	0	1	1	2	5	5	0	15	Washington	0	0	0	0	0	0	0	2	1	2	1	6	
Knox	0	0	0	0	0	0	0	0	0	0	0	0	0	Wayne	0	0	0	0	0	0	0	1	0	1	0	2	
Kosciusko	0	0	0	0	0	0	0	1	1	1	0	0	3	Wells	0	0	0	0	0	0	0	0	0	2	1	3	
LaGrange	0	0	0	0	0	0	0	0	0	1	0	0	1	White	0	0	0	0	0	1	0	0	0	0	1	2	
Lake	1	0	0	0	0	0	1	2	1	7	0	0	12	Whitley	0	0	0	0	0	0	0	0	1	3	0	4	
LaPorte	0	0	0	0	0	1	0	4	1	1	0	0	7	Unknown	0	0	0	0	0	0	0	0	0	0	0	2	
Lawrence	0	0	1	0	0	0	0	0	1	6	4	0	12	Totals	11	7	14	6	1	16	33	75	93	212	71	541	

Data based on Most Serious Offense and includes only New- and Reccommitments.  
Parole violators are not included.  
\*"Other" may include missing, habitual offense, contempt of court, or misdemeanor.  
\*\*\*"Unknown" represents offenders who were sentenced to DOC, but County of Commitment data was unavailable.  
Source: Prsadm7.pgm

**Indiana Department of Correction**

**Table 7**

**Release Type by County of Commitment - Adult Offenders**

**December 2021**

County	Release Type				Total	County	Release Type				Total
	Parole	Probation	Discharged	CTP			Parole	Probation	Discharged	CTP	
Adams	3	4	0	0	7	Madison	19	17	9	5	50
Allen	27	20	5	9	61	Marion	54	58	21	4	137
Bartholomew	3	0	0	0	3	Marshall	2	3	0	1	6
Benton	0	1	0	0	1	Martin	1	1	0	1	3
Blackford	2	0	2	0	4	Miami	2	1	0	0	3
Boone	1	3	0	1	5	Monroe	5	1	1	2	9
Brown	0	0	0	0	0	Montgomery	6	0	0	2	8
Carroll	2	0	0	0	2	Morgan	3	2	0	0	5
Cass	3	1	2	3	9	Newton	0	0	2	0	2
Clark	5	7	1	0	13	Noble	2	0	0	0	2
Clay	0	2	0	0	2	Ohio	0	2	0	0	2
Clinton	1	1	0	2	4	Orange	1	1	0	0	2
Crawford	0	1	0	0	1	Owen	1	0	1	0	2
Daviess	2	2	0	0	4	Parke	1	0	0	0	1
Dearborn	2	5	0	0	7	Perry	0	1	0	0	1
Decatur	3	1	0	1	5	Pike	2	1	0	0	3
DeKalb	3	0	0	0	3	Porter	3	5	0	0	8
Delaware	6	3	2	2	13	Posey	4	2	0	0	6
Dubois	1	1	0	0	2	Pulaski	0	0	0	0	0
Elkhart	15	12	2	0	29	Putnam	2	2	0	1	5
Fayette	1	0	1	2	4	Randolph	3	1	0	0	4
Floyd	3	3	0	0	6	Ripley	1	2	0	1	4
Fountain	0	1	1	0	2	Rush	1	2	0	0	3
Franklin	1	0	0	0	1	St. Joseph	8	1	0	3	12
Fulton	1	2	1	0	4	Scott	2	1	2	0	5
Gibson	2	0	1	0	3	Shelby	2	2	3	2	9
Grant	4	2	3	2	11	Spencer	0	0	0	0	0
Greene	0	0	0	0	0	Starke	0	0	0	1	1
Hamilton	8	6	2	2	18	Steuben	1	0	1	0	2
Hancock	3	2	0	0	5	Sullivan	0	1	0	1	2
Harrison	1	0	2	0	3	Switzerland	0	1	0	0	1
Hendricks	3	2	0	1	6	Tippecanoe	4	10	0	1	15
Henry	5	2	0	0	7	Tipton	1	1	0	0	2
Howard	3	4	1	2	10	Union	0	0	0	1	1
Huntington	3	3	1	0	7	Vanderburgh	18	8	4	9	39
Jackson	0	4	2	1	7	Vermillion	2	0	0	0	2
Jasper	1	0	0	0	1	Vigo	5	4	0	0	9
Jay	1	1	0	0	2	Wabash	4	2	1	0	7
Jefferson	2	0	0	3	5	Warren	0	1	0	0	1
Jennings	4	1	3	0	8	Warrick	1	1	0	0	2
Johnson	8	4	5	0	17	Washington	0	1	0	0	1
Knox	0	0	0	0	0	Wayne	6	1	2	1	10
Kosciusko	1	0	0	0	1	Wells	4	1	1	0	6
LaGrange	0	2	0	0	2	White	0	0	0	0	0
Lake	19	1	2	1	23	Whitley	0	2	0	0	2
LaPorte	6	5	1	1	13	Unknown	0	0	0	0	0
Lawrence	3	1	0	2	6	<b>Totals</b>	<b>333</b>	<b>250</b>	<b>88</b>	<b>71</b>	<b>742</b>

This data excludes Temporary Moves, Safekeepers, Predispositions, Escapes, Deaths, releases from CTP and releases from Out of State Parole.

\*"Unknown" represents offenders who were sentenced to DOC, but County of Commitment data was unavailable.

Source: prisrel7.pgm

**Indiana Department of Correction**  
**Table 8**  
**The Number of Department of Correction Offenders**  
**Held in County Jails\***  
**January 1, 2022**

<u>County</u>	<u>Adult Male</u>	<u>Adult Female</u>	<u>County</u>	<u>Adult Male</u>	<u>Adult Female</u>	<u>County</u>	<u>Adult Male</u>	<u>Adult Female</u>
Adams	3	0	Hendricks	12	0	Pike	0	0
Allen	65	7	Henry**	6	0	Porter	5	0
Bartholomew	12	0	Howard	17	1	Posey	6	1
Benton	0	1	Huntington	14	1	Pulaski**	4	0
Blackford**	7	0	Jackson	11	0	Putnam**	3	0
Boone	8	0	Jasper	3	0	Randolph	3	0
Brown	3	1	Jay	14	2	Ripley	13	1
Carroll	1	0	Jefferson	14	0	Rush	10	1
Cass	15	0	Jennings	5	1	St. Joseph	52	2
Clark	13	2	Johnson	20	1	Scott	8	0
Clay	5	1	Knox**	7	0	Shelby	6	2
Clinton	5	2	Kosciusko	15	0	Spencer**	3	0
Crawford**	0	0	LaGrange	1	0	Starke	4	0
Daviess	3	0	Lake	18	0	Steuben	4	0
Dearborn	18	3	LaPorte	8	0	Sullivan	3	0
Decatur	17	0	Lawrence	17	1	Switzerland	3	0
DeKalb	12	0	Madison	14	3	Tippecanoe	35	2
Delaware	29	0	Marion	55	1	Tipton	1	0
Dubois	4	0	Marshall	15	0	Union	1	0
Elkhart	41	3	Martin	0	0	Vanderburgh	27	7
Fayette	5	0	Miami	1	0	Vermillion	2	3
Floyd	8	1	Monroe	7	1	Vigo	9	0
Fountain	4	0	Montgomery	10	0	Wabash	8	0
Franklin	4	1	Morgan	7	2	Warren	3	0
Fulton	4	0	Newton	0	0	Warrick	2	1
Gibson	4	0	Noble	12	0	Washington	11	2
Grant	5	1	Ohio	2	2	Wayne	13	0
Greene	9	0	Orange**	2	0	Wells**	6	1
Hamilton	16	3	Owen	3	0	White	11	2
Hancock	5	0	Parke	4	1	Whitley	5	1
Harrison**	3	0	Perry	1	1	<b>Total</b>	<b>904</b>	<b>70</b>

\* Data is based on known frequencies reported by the counties; some county data may be missing

\*\* County Jail Substance Abuse Programs

Source: Offender Movement

**Indiana Department of Correction**  
**Table 9**  
**Community Transition Program**  
**Average Daily Populations**

<u>Month</u>	<u>2016</u>	<u>2017</u>	<u>2018</u>	<u>2019</u>	<u>2020</u>	<u>2021</u>
January	518	465	392	382	338	301
February	480	475	402	379	338	304
March	492	475	411	372	317	300
April	518	481	441	376	278	291
May	499	487	443	396	279	270
June	469	481	398	379	241	291
July	491	445	386	393	256	293
August	496	421	395	336	254	275
September	509	400	387	330	262	270
October	478	385	384	324	259	271
November	470	389	366	323	270	261
December	<u>461</u>	<u>372</u>	<u>381</u>	<u>339</u>	<u>275</u>	<u>262</u>
<b>YEARLY AVERAGE</b>	<b>490</b>	<b>440</b>	<b>399</b>	<b>361</b>	<b>281</b>	<b>282</b>

Source: CTP Database and OIS Warmbody

**Indiana Department Of Correction**  
**Table 10**  
**Community Transition Program**  
**December 2021 Release Information (Felony Level A-D)**

<b>Total number of offenders eligible to be released =</b>		<b>89</b>
Felony A and B total =	79	
Felony C total =	7	
Felony D total =	1	
Murder =	2	
<b>Total number of offenders transitioned to counties for CTP =</b>		<b>8</b>
By default (lack of response from judge)		
Felony A or B =	0	
Felony C =	0	
Felony D =	0	
By approval by court order from judge		
Felony A or B =	6	
Felony C =	1	
Felony D =	0	
Murder =	1	
<b>Total number of offenders transitioned to counties then returned to DOC due to refusal (court ordered denial upon receipt of offender) =</b>		<b>0</b>
<b>Total number of court ordered denials =</b>		<b>54</b>
Felony A or B =	49	
Felony C =	4	
Felony D =	1	
Murder =	0	
<b>Total number of Felony A or B, or Murder denials by default (no response from judge) =</b>		<b>15</b>
<b>Total number of offenders who became ineligible after eligibility determined but prior to CTP commencement date (reasons include change in Earliest Possible Release Date, change in warrant status, released to probation or to parole, other miscellaneous) =</b>		<b>12</b>
Felony A or B =	10	
Felony C =	2	
Felony D =	0	
Murder =	0	

**Indiana Department Of Correction**  
**Table 10**  
**Community Transition Program**  
**December 2021 Release Information (Felony Level A-D)**

<b>Total number of offenders eligible to be released =</b>		<b>245</b>
Felony 1 and 2 total =	7	
Felony 3 and 4 total =	97	
Felony 5 and 6 total =	141	
<b>Total number of offenders transitioned to counties for CTP =</b>		<b>62</b>
By default (lack of response from judge)		
Felony 1 and 2 total =	0	
Felony 3 and 4 total =	0	
Felony 5 and 6 total =	17	
By approval by court order from judge		
Felony 1 and 2 total =	4	
Felony 3 and 4 total =	25	
Felony 5 and 6 total =	16	
<b>Total number of offenders transitioned to counties then returned to DOC due to refusal (court ordered denial upon receipt of offender) =</b>		<b>0</b>
<b>Total number of court ordered denials =</b>		<b>133</b>
Felony 1 and 2 total =	2	
Felony 3 and 4 total =	51	
Felony 5 and 6 total =	80	
<b>Total number of Felony 1 or 2 denials by default (no response from judge) =</b>		<b>1</b>
<b>Total number of offenders who became ineligible after eligibility determined but prior to CTP commencement date (reasons include change in Earliest Possible Release Date, change in warrant status, released to probation or to parole, other miscellaneous) =</b>		<b>34</b>
Felony 1 and 2 total =	0	
Felony 3 and 4 total =	7	
Felony 5 and 6 total =	27	

Source: SAS - CTP2 Adms

Indiana Department of Correction  
Table 11  
Total Number of Felony Offenses  
Committed to the Indiana Department of Correction

December 2021

Felony Level	Primary Offense	Secondary Offense	Dec-21		This Calendar Year	
			SEX		SEX	
			F	M	F	M
A Felony	Arson (35-43-1-1)		-	-	-	1
	Burglary (35-43-2-1)		-	-	-	6
	Child Molesting (35-42-4-3)		-	2	3	32
	Dealing Cocaine or Narcotic Drug (35-48-4-1)		-	2	-	19
	Dealing Methamphetamine (35-48-4-1.1)		-	2	-	5
	Dealing Sched I, II, or III Cntrld Sub (35-48-4-2)		-	-	2	2
	Neglect of a Dependent/Death (35-46-1-4)		-	-	1	2
	Rape (35-42-4-1)		-	-	-	1
	Robbery (35-42-5-1)		-	-	-	2
<b>A Felony Total</b>			<b>0</b>	<b>6</b>	<b>6</b>	<b>70</b>

Felony Level	Primary Offense	Secondary Offense	Dec-21		This Calendar Year	
			SEX		SEX	
			F	M	F	M
B Felony	Aggravated Battery (35-42-2-1.5)		-	-	-	3
	Arson (35-43-1-1)		-	-	-	1
	Battery (35-42-2-1)		-	-	-	1
	Burglary (35-43-2-1)		5	4	6	49
	Child Molesting (35-42-4-3)		-	-	1	6
	Criminal Confinement (35-42-3-3)		-	-	-	6
	Dealing Cocaine or Narcotic Drug (35-48-4-1)		-	1	1	24
	Dealing Methamphetamine (35-48-4-1.1)		-	3	5	34
	Dealing Sched I, II, or III Cntrld Sub (35-48-4-2)		-	3	7	16
	Escape/Failure to Return (35-44-3-5)		-	-	-	1
	Felon in Possession of a Firearm (35-47-4-5)		-	-	-	8
	Possession Methamphetamine (35-48-4-6.1)		-	1	-	2
	Possession of Cocaine or Narcotic Drug (35-48-4-6)		-	-	-	1
	Rape (35-42-4-1)		-	-	-	2
	Robbery (35-42-5-1)		-	1	2	42
	Sexual Misconduct with a Minor (35-42-4-9)		-	1	1	8
	Vicarious Sexual Gratification (35-42-4-5)		-	-	-	1
<b>B Felony Total</b>			<b>5</b>	<b>14</b>	<b>23</b>	<b>205</b>

Felony Level	Primary Offense	Secondary Offense	Dec-21		This Calendar Year	
			SEX		SEX	
			F	M	F	M
C Felony	Battery (35-42-2-1)		-	-	1	4
	Burglary (35-43-2-1)		-	4	1	16
	Child Molesting (35-42-4-3)		-	1	-	12
	Corrupt Business Influence (35-45-6-2)		-	-	2	-
	Criminal Confinement (35-42-3-3)		-	-	-	1
	Failure to Stop Accident/Death (9-26-1-8)		-	-	1	-
	Forgery (35-43-5-2)		-	1	3	6
	Fraud on Financial Institution (35-43-5-8)		1	-	1	-
	Handgun Violation (35-47-2-7)		-	-	-	1
	Intimidation (35-45-2-1)		-	-	-	1
	Neglect of a Dependent (35-46-1-4)		-	-	-	1
	Non-Support of Dependent Child (35-46-1-5)		-	1	1	9
	Obtain Legend Drug by Fraud/Prior Conv (16-42-19-16)		-	-	2	-
	Operating Vehicle Intoxicated/Injury (9-30-5-4)		-	-	-	1
	Operating Vehicle w/Lifetime Suspension (9-30-10-17)		-	1	-	5
	Possession Methamphetamine (35-48-4-6.1)		-	-	-	1
	Possession of Cocaine or Narcotic Drug (35-48-4-6)		-	2	-	5
	Possession of Controlled Substance (35-48-4-7)		-	-	-	1
	Possession of Precursors (35-48-4-14.5)		-	-	1	-
	Robbery (35-42-5-1)		-	-	-	6
Sexual Misconduct with a Minor (35-42-4-9)		-	-	-	3	
<b>C Felony Total</b>			<b>1</b>	<b>10</b>	<b>13</b>	<b>73</b>

Felony Level	Primary Offense	Secondary Offense	Dec-21		This Calendar Year	
			SEX		SEX	
			F	M	F	M
D Felony	Auto Theft, Receiving Stolen Parts (35-43-4-2.5)		-	-	1	3
	Battery (35-42-2-1)		-	1	-	1
	Check Fraud (35-43-5-12)		-	-	1	-
	Criminal Recklessness (35-42-2-2)		-	-	-	1
	Dealing/Poss. Look-Alike Subs (35-48-4-11.5)		-	1	-	1
	Driving While Suspended/Oper Veh HTV (9-30-10-16)		-	-	-	3
	Failure to Return to Lawful Detention (35-44-3-5)		-	-	-	2
	Forgery, Counterfeit (35-43-5-2)		-	-	4	-
	Fraud (35-43-5-4)		-	-	-	1
	Intimidation (35-45-2-1)		-	-	-	3
	Maintaining a Common Nuisance (35-48-4-13)		-	-	1	2
	Non-Support of a Child (35-46-1-5)		-	1	2	4
	Operating Vehicle Intox-Prior (9-30-5-3)		-	-	-	1
	Poss. of Marijuana, Hash Oil, or Hashish (35-48-4-11)		-	-	-	1
	Possession - Syringe/Needle (16-42-19-18)		-	-	-	1
	Possession of Cocaine or Narcotic Drug (35-48-4-6)		-	-	-	2
	Possession of Controlled Substance (35-48-4-7)		-	-	-	7
	Possession of Precursors (35-48-4-14.5)		-	-	-	2
	Resisting Law Enforcement (35-44-3-3)		-	-	-	2
	Resisting Law Enforcement, Vehicle (35-44.1-3-1A)		-	-	-	1
	Sexual Battery (35-42-4-8)		-	-	1	-
	Theft, Receiving Stolen Property (35-43-4-2)		-	1	2	12
	<b>D Felony Total</b>			<b>0</b>	<b>4</b>	<b>12</b>



Felony Level	Primary Offense	Secondary Offense	Dec-21		This Calendar Year	
			SEX		SEX	
			F	M	F	M
Level 1 Felony	Atmpted Murder (35-42-1-1(1))		-	-	-	1
	Attempt to Commit a Felony (35-41-5-1)	Atmpted Murder (35-42-1-1(1))	-	-	-	1
		Child Molesting (35-42-4-3)	-	1	-	1
		Murder (35-42-1-1)	-	4	1	24
		Rape (35-42-4-1)	-	-	-	1
		Burglary (35-43-2-1)	-	-	-	4
	Child Molesting (35-42-4-3)	-	19	3	131	
	Conspiracy (35-41-5-2)	Child Molesting (35-42-4-3)	-	-	-	1
		Murder (35-42-1-1)	-	-	3	2
	Dealing a Substance Resulting in Death		-	-	-	10
	Firearm Enhancement (35-50-2-11)		-	-	-	7
	Habitual Offender (35-50-2-8)		-	-	-	1
	Neglect of a Dependent/Death (35-46-1-4)		-	-	3	3
	Rape (35-42-4-1)		-	-	-	5
	Sex Misconduct w/ Minor (35-42-4-9)		-	-	-	1
Level 1 Felony Total			0	24	10	193

Felony Level	Primary Offense	Secondary Offense	Dec-21		This Calendar Year		
			SEX		SEX		
			F	M	F	M	
Level 2 Felony	Aiding, Inducing or Causing an Offense (35-41-2-4)	Burglary (35-43-2-1)	-	-	-	1	
		Criminal Confinement (35-42-3-3)	-	-	1	-	
		Dealing Cocaine or Narcotic Drug (35-48-4-1)	-	-	-	1	
		Dealing Methamphetamine (35-48-4-1.1)	1	-	2	1	
		Kidnapping (35-42-3-2)	-	-	1	-	
		Robbery (35-42-5-1)	-	-	-	2	
		Arson (35-43-1-1)	-	-	-	1	
		Attempt to Commit a Felony (35-41-5-1)	Dealing Methamphetamine (35-48-4-1.1)	-	-	1	-
			Robbery (35-42-5-1)	-	-	-	2
		Battery (35-42-2-1)		-	-	-	3
		Burglary (35-43-2-1)		-	3	4	19
		Conspiracy (35-41-5-2)	Deal Sched 1,2,3 Sub (35-48-4-2)	-	-	-	2
			Dealing Cocaine or Narcotic Drug (35-48-4-1)	-	-	1	-
			Dealing Methamphetamine (35-48-4-1.1)	-	-	1	2
			Murder (35-42-1-1)	-	-	-	1
		Robbery (35-42-5-1)	-	-	-	1	
		Criminal Confinement (35-42-3-3)	-	-	-	1	
		Dealing Cocaine or Narcotic Drug (35-48-4-1)	-	5	5	52	
		Dealing Methamphetamine (35-48-4-1.1)	5	20	58	221	
		Dealing Sched I, II, or III Cntrlrd Sub (35-48-4-2)	-	2	2	23	
		Habitual Offender (35-50-2-8)	-	-	-	1	
		Kidnapping (35-42-3-2)	-	-	-	1	
		Manufacturing Methamphetamine (35-42-4-5)	-	-	-	1	
		Possession - Destruct Device (35-47.5-5-2)	-	-	-	1	
		Robbery (35-42-5-1)	-	1	4	33	
		Voluntary Manslaughter (35-42-1-3)	-	1	7	35	
	Level 2 Felony Total			6	32	87	405

Felony Level	Primary Offense	Secondary Offense	Dec-21		This Calendar Year	
			SEX		SEX	
			F	M	F	M
Level 3 Felony	Accident/Failure to Stop-Serious Inj/Death (9-26-1-1.1)		-	-	-	5
	Aggravated Battery (35-42-2-1.5)		-	4	6	79
	Aiding, Inducing or Causing an Offense (35-41-2-4)	Aggravated Battery (35-42-2-1.5)	-	-	1	-
		Criminal Confinement (35-42-3-3)	-	-	2	3
		Dealing Cocaine or Narcotic Drug (35-48-4-1)	-	-	-	1
		Dealing Methamphetamine (35-48-4-1.1)	-	-	-	1
		Robbery (35-42-5-1)	-	-	1	4
	Arson (35-43-1-1)		-	-	-	1
	Attempt to Commit a Felony (35-41-5-1)	Aggravated Battery (35-42-2-1.5)	-	-	1	1
		Possession of Cocaine or Narcotic Drug (35-48-4-6)	-	-	1	-
		Rape (35-42-4-1)	-	-	-	4
		Robbery (35-42-5-1)	-	1	-	13
	Battery (35-42-2-1)		-	-	2	3
	Burglary (35-43-2-1)		-	2	-	16
	Child Molesting (35-42-4-3)		-	8	1	55
	Conspiracy (35-41-5-2)	Dealing Cocaine or Narcotic Drug (35-48-4-1)	-	-	1	-
		Dealing Methamphetamine (35-48-4-1.1)	-	-	2	-
		Possession of Meth (35-48-4-6.1)	-	-	1	-
		Robbery (35-42-5-1)	-	-	2	4
	Criminal Confinement (35-42-3-3)		-	6	-	61
	Dealing Cocaine or Narcotic Drug (35-48-4-1)		-	9	9	52
	Dealing Methamphetamine (35-48-4-1.1)		6	9	49	92
	Dealing Sched I, II, or III Cntrld Sub (35-48-4-2)		1	-	6	14
	Dealing Sched IV Cntrld Sub (35-48-4-3)		-	-	-	6
	Dealing in Sub that Results in Death (35-42-1-1.5)		-	-	-	1
	Domestic Battery SBI Under 14 (35-42-2-1.3A)		-	-	1	1
	Habitual Offender (35-50-2-8)		-	-	-	1
	Human Sexual Trafficking (35-42-3-5-1)		-	-	-	3
	Kidnapping (35-42-3-2)		-	1	2	9
	Neglect of a Dependent/Death (35-46-1-4)		1	1	15	12
	Possession of Cocaine or Narcotic Drug (35-48-4-6)		1	3	2	17
	Possession of Meth (35-48-4-6.1)		1	7	17	81
	Rape (35-42-4-1)		-	4	-	59
	Resisting Law Enforcement (35-44.1-3-1)		-	1	-	5
	Robbery (35-42-5-1)		2	26	17	272
	Vicarious Sexual Gratification (35-42-4-5)		-	-	-	2
Level 3 Felony Total			12	82	139	878

Felony Level	Primary Offense	Secondary Offense	Dec-21		This Calendar Year	
			SEX		SEX	
			F	M	F	M
Level 4 Felony	Aiding, Inducing or Causing an Offense (35-41-2-4)	Burglary (35-43-2-1)	-	-	-	1
		Dealing Methamphetamine (35-48-4-1.1)	-	-	1	-
		Dealing Sched 1,2,3 Sub (35-48-4-2)	-	-	1	-
		Possession of Meth (35-48-4-6.1)	-	-	1	-
	Arson (35-43-1-1)		2	3	9	41
	Attempt to Commit a Felony (35-41-5-1)	Arson (35-43-1-1)	-	-	1	1
		Burglary (35-43-2-1)	-	-	-	1
		Conspiracy (35-41-5-2)	-	1	-	1
		Sexual Misconduct with a Minor (35-42-4-9)	-	-	-	1
	Burglary (35-43-2-1)		3	14	46	213
	Child Exploitation (35-42-4-4)		-	2	-	18
	Child Molesting (35-42-4-3)		-	19	3	139
	Child Solicitation (35-42-4-6)		-	2	-	17
	Conspiracy (35-41-5-2)	Dealing Methamphetamine (35-48-4-1.1)	-	-	1	1
		Dealing Sched 1,2,3 Sub (35-48-4-2)	-	-	1	-
		Sexual Misconduct with a Minor (35-42-4-9)	-	-	-	1
	Criminal Confinement (35-42-3-3)		-	-	-	10
	Dealing Cocaine or Narcotic Drug (35-48-4-1)		-	6	8	70
	Dealing Methamphetamine (35-48-4-1.1)		5	9	53	143
	Dealing Sched I, II, or III Cntrld Sub (35-48-4-2)		-	-	8	20
	Dealing Sched IV Controlled Substance (35-48-4-3)		-	1	-	3
	Escape 35-44.1-3-4		-	-	-	2
	Felon in Possession of a Firearm (35-47-4-5)		2	28	9	313
	Habitual Offender (35-50-2-8)		-	-	-	1
	Incest (35-46-1-3)		-	-	2	10
	Kidnapping(35-42-3-2)		-	-	-	2
	Leaving Scene of Accident with Serious Bodily Injury		-	1	2	10
	Manufacturing Meth (35-48-4-1.2)		-	-	-	6
	Operating Vehicle Intoxicated/Death (9-30-5-5)		-	1	8	34
	Operating a Vehicle While Intoxicated Causing Serious Bodily Injury		-	2	2	6
	Pharmacy Robbery (35-42-5-1(b))		-	-	-	2
	Possession of Cocaine or Narcotic Drug (35-48-4-6)		-	3	2	25
	Possession of Dangerous Device (35-44.1-3-7)		-	-	1	1
	Possession of Meth (35-48-4-6.1)		5	5	29	101
	Sexual Battery (35-42-4-8)		-	-	-	3
	Sexual Misconduct with a Minor (35-42-4-9)		1	7	5	74
	Stalking (35-45-10-5)		-	-	-	2
	Vicarious Sexual Gratification (35-42-4-5)		-	1	1	2
Level 4 Felony Total			18	105	194	1275

Felony Level	Primary Offense	Secondary Offense	Dec-21		This Calendar Year	
			SEX		SEX	
			F	M	F	M
Level 5 Felony	Aiding, Inducing or Causing an Offense (35-41-2-4)	Battery (35-42-2-1)	-	-	-	1
		Burglary (35-43-2-1)	-	-	1	2
		Dealing Methamphetamine (35-48-4-1.1)	-	-	1	-
		Dealing in Methamphetamine (35-48-4-1.1)	-	-	1	-
		Dealing/Poss. Look-Alike Subs (35-48-4-4.6)	-	-	-	1
		Firearm w/in One Mile of School (35-47-2-1)	-	-	1	-
		Robbery (35-42-5-1)	-	-	1	-
		Assisting a Criminal (35-44.1-2-5)	1	-	5	4
	Attempt to Commit a Felony (35-41-5-1)	Battery (35-42-2-1)	-	-	-	2
		Burglary (35-43-2-1)	-	1	-	4
		Dealing Sched I, II, or III Cntrld Sub (35-48-4-2)	-	-	-	1
		Dealing in Methamphetamine (35-48-4-1.1)	-	-	-	1
		Escape (35-44.1-3-4)	-	1	2	2
		Incest (35-46-1-3)	-	-	-	1
		Obstruction of Justice (35-44-3-4)	-	-	-	1
		Robbery (35-42-5-1)	-	-	3	2
		Auto Theft, Receiving Stolen Parts (35-43-4-2.5)	-	3	1	18
		Battery (35-42-2-1)	4	25	46	337
	Burglary (35-43-2-1)	6	32	21	275	
	Check Deception (35-43-5-5)	-	-	-	1	
	Child Exploitation (35-42-4-4)	-	12	-	38	
	Child Pornography (35-42-4-4(C))	-	4	-	25	
	Child Possession of a Firearm (35-47-10-5)	-	1	-	4	
	Child Seduction (35-42-4-7)	-	-	1	5	
	Child Solicitation (35-42-4-6)	1	3	2	21	
	Conspiracy (35-41-5-2)	Battery (35-42-2-1)	-	-	-	1
		Burglary (35-43-2-1)	-	-	-	2
		Dealing Cocaine or Narcotic Drug (35-48-4-1)	-	-	1	-
		Dealing Methamphetamine (35-48-4-1.1)	-	-	1	-
		Dealing in Methamphetamine (35-48-4-1.1)	-	-	-	3
		Fraud on Financial Institution (35-43-5-8)	-	-	-	1
		Theft, Recv Stolen Prop (35-43-4-2)	-	-	2	-
		Trafficking with an Inmate (35-44.1-3-5)	1	-	2	2
		Contrib. to the Delinquency of a Minor(35-46-1-8)	-	-	1	3
		Conversion (35-43-4-3)	-	-	1	1
		Corrupt Business Influence (35-45-6-2)	-	1	3	18
		Criminal Confinement (35-42-3-3)	-	3	3	46
		Criminal Gang Activity (35-45-9-3)	-	-	-	1
		Criminal Recklessness (35-42-2-2)	-	-	3	41
		Dealing Cocaine or Narcotic Drug (35-48-4-1)	2	7	21	70
		Dealing Marijuana, Hash Oil, or Hashish (35-48-4-10)	-	-	1	16
		Dealing Methamphetamine (35-48-4-1.1)	9	21	64	245
		Dealing Sched I, II, or III Cntrld Sub (35-48-4-2)	-	1	2	12
		Dealing Sched IV Cntrld Sub (35-48-4-3)	-	1	1	2
		Dealing in Methamphetamine (35-48-4-1.1)	7	4	34	94
		Dealing/Poss. Look-Alike Subs (35-48-4-4.6)	-	-	-	13
		Disarm/Attempt to Disarm an Officer (35-44.1-3-2)	-	1	1	12
		Domestic Battery (35-42-2-1.3)	2	16	23	203
		Escape (35-44.1-3-4)	1	5	12	51
		Fail to Stop Acc Death (9-26-1-1.1)	-	-	-	7
		Failure to Register as a Sex Offender (11-8-8-17)	-	7	2	93
		Felon Fraud in Offer (23-19-5-1)	-	3	-	4
		Firearm Enhancement (35-50-2-11)	-	-	-	1
		Firearm w/in One Mile of School (35-47-2-1)	2	21	14	291
		Fraud on Financial Institution (35-43-5-8)	1	4	7	34
		Habitual Felony Offender (35-50-2-8)	-	-	-	2
		Home Improvement Fraud (35-43-6-12)	-	-	-	1
		Incest (35-46-1-3)	-	-	-	7
		Intimidation (35-45-2-1)	-	13	12	126
		Involuntary Manslaughter (35-42-1-4)	-	-	1	4
		Kidnapping (35-42-3-2)	-	1	-	9
		Neglect of a Dependent/Death (35-46-1-4)	1	3	19	16
		Non-Support of Dependent Child (35-46-1-5)	-	2	-	12
		OWI - Death - Sched I,II (9-30-5-5(A2))	-	-	1	-
		Obliterating Handgun I.D. (35-47-2-18)	-	2	2	13
		Obstruction of Justice (35-44.1-2-2)	-	1	-	6
		Oper Veh Aft Life Susp (9-30-10-17)	1	11	12	139
		Operating Veh while Intoxicated (9-30-5-2)	-	1	2	4
		Operating Vehicle Intox-Prior (9-30-5-3)	-	-	-	5
		Operating Vehicle Intoxicated-Contrld Sub (9-30-5-1)	-	-	-	2
		Operating Vehicle Intoxicated/Death (9-30-5-5)	-	-	-	2
		Operating Vehicle Intoxicated/Injury (9-30-5-4)	-	2	8	25
		Possession - Destruct Device (35-47-5-5-2)	-	1	-	3
		Possession of Cocaine or Narcotic Drug 35-48-4-6	-	7	13	66
		Possession of Dangerous Device (35-44.1-3-7)	-	1	-	4
		Possession of Syringes or Needles (16-42-19-18)	-	-	2	2
		Possession/Use of Legend Drug (16-42-19-13)	1	-	1	1
		Pred Job Near Child (35-42-7-10)	-	1	-	1
		Promoting Prostitution (35-45-4-4)	-	-	-	1
		Reckless Homicide (35-42-1-5)	1	4	6	17
		Resisting Law Enforcement (35-44.1-3-1)	-	1	1	13
		Robbery (35-42-5-1)	2	6	16	122
		Sexual Misconduct with Service Provider (35.44.1-3-10)	-	-	-	3
		Sexual Misconduct with a Minor (35-42-4-9)	-	5	1	47
		Stalking (35-45-10-5)	-	2	-	23
	Strangulation (35-42-2-9)	-	-	-	7	
	Synthetic ID Deception (35-43-5-3.8)	-	-	-	1	
	Theft, Receiving Stolen Property (35-43-4-2)	-	1	6	49	
	Trafficking with an Inmate (35-44.1-3-6)	-	1	-	1	
	Trafficking with an Inmate (35-44.1-3-5)	-	1	4	13	
	Vicarious Sexual Gratification	-	-	-	1	
	Vicarious Sexual Gratification (35-42-4-5)	-	-	-	1	
Level 5 Felony Total			43	244	392	2762

Felony Level	Primary Offense	Secondary Offense	Dec-21		This Calendar Year	
			SEX		SEX	
			F	M	F	M
Level 6 Felony	Abuse of a Corpse (35-45-11-2)		-	-	-	3
	Aiding in Manufacture of Sch II Cont Subst (35-48-4-2)		-	1	2	3
	Aiding, Inducing or Causing an Offense (35-41-2-4)	Insurance Fraud (35-43-5-4.5)	-	-	-	1
	Arson (35-43-1-1)		-	1	-	1
	Assisting a Criminal (35-44.1-2-5)		-	-	-	3
	Attempt to Commit a Felony (35-41-5-1)	Attempted/Obstruction of Justice (35-41-5-1)	-	-	-	1
		Insurance Fraud (35-43-5-4.5)	-	-	-	1
		Residential Entry (35-43-2-1.5)	-	-	-	1
		Theft, Receiving Stolen Property (35-43-4-2)	-	-	1	2
	Auto Theft, Receiving Stolen Parts (35-43-4-2.5)		1	3	9	51
	Battery 35-42-2-1		-	5	15	89
	Check Deception (35-43-5-5)		-	1	-	4
	Check Fraud (35-43-5-12)		-	-	1	2
	Child Exploitation (35-42-4-4)		-	-	-	7
	Conspiracy (35-41-5-2)	Forgery, Counterfeiting, Application Fraud (35-43-5-2)	-	-	-	1
	Contrib Delinquency (35-46-1-8)		-	-	-	1
	Controlled Substance Registration (35-48-4-14)		-	-	1	-
	Criminal Confinement (35-42-3-3)		-	-	1	24
	Criminal Confinement (35-42-3-3)		-	10	7	138
	Criminal Mischief (35-43-1-2)		-	2	-	5
	Criminal Recklessness (35-42-2-2)		1	10	3	42
	Criminal Trespass (35-43-2-2)		-	-	-	1
	Cruelty to Animals (35-46-3-12)		-	-	-	3
	Dealing Fake Controlled Substances (35-48-4-4.6)		-	-	-	2
	Dealing Marijuana, Hash Oil, or Hashish (35-48-4-10)		-	2	-	16
	Dealing Sched I, II, or III Cntrld Sub (35-48-4-2(A))		-	-	-	1
	Dealing Sched IV Cntrld Sub (35-48-4-3)		-	-	3	1
	Dealing/Poss. Look-Alike Subs (35-48-4-10.5)		-	-	-	2
	Dealing/Poss. Look-Alike Subs (35-48-4-11.5)		-	-	-	2
	Dissemination of Matter Harmful to Minor (35-49-3-3)		-	1	-	11
	Escape 35-44.1-3-4		8	19	45	163
	Fail to Reg Sex Off (11-8-8-17)		-	3	1	23
	Failure to Appear (35-44.1-2-9)		1	-	2	8
	False Reporting(35-44.1-2-3)		-	-	-	1
	Forgery, Counterfeiting, Application Fraud (35-43-5-2)		-	6	14	39
	Habitual Veh Subst Offender Enhance (9-30-15.5-2)		-	-	1	1
	Identity Deception (35-43-5-3.5)		-	-	5	7
	Impersonation of a Public Servant (35-44-2-3)		-	-	-	1
	Insurance Fraud (35-43-5-4.5)		2	-	6	16
	Intimidation (35-45-2-1)		-	9	4	71
	Invasion of Privacy (35-46-1-15.1)		-	2	2	51
	Kidnapping (35-42-3-2)		-	1	-	1
	Leaving the Scene of an Accident(9-26-1-1.1)		-	1	-	11

Felony Level	Primary Offense	Secondary Offense	Dec-21		This Calendar Year	
			SEX		SEX	
			F	M	F	M
Level 6 Felony (Cont'd)	Legend Drug by Fraud (16-42-19-16)		1	-	1	-
	Maintain Common Nuisance (35-45-2-1(e))		1	-	10	22
	Maintaining Common Nuisance (35-48-4-13)		-	1	6	9
	Make False Sales Document (35-43-5-16)		-	1	-	1
	Neglect of a Dependent/Death (35-46-1-4)		-	-	11	20
	Non-Support of Dependent Child (35-46-1-5)		-	2	1	4
	Obstruction of Justice (35-44.1-2-2)		-	4	3	25
	Official Misconduct (35-44.1-1-1)		-	-	-	1
	Oper Vehicle-Intox-Prev Conv (9-30-5-3)		-	3	2	18
	Operating Vehicle Intoxicated-Contrlld Sub (9-30-5-1)		-	3	4	27
	Operating Vehicle Intoxicated-Endanger (9-30-5-2)		1	1	10	63
		Habitual Offender Controlled Substance (35-50-2-10)	-	-	-	2
	Operating Vehicle Intoxicated/Injury (9-30-5-4)		-	-	3	5
	Operating Vehicle-Habitual Violation (9-30-10-16)		1	2	10	53
	Pointing a Firearm (35-47-4-3)		-	-	3	13
	Poss Precursors (35-48-4-14.5)		-	-	-	1
	Possession Sched IV Contrld Sub w/in 1,000 ft (35-48-4-7)		-	-	1	10
	Possession of Child Pornography (35-42-4-4(C))		-	-	-	8
	Possession of Cocaine or Narcotic Drug (35-48-4-6)		2	9	32	93
	Possession of Marijuana (35-48-4-11)		-	-	-	7
	Possession of Meth(35-48-4-6.1)		12	28	93	305
	Possession of Syringes or Needles (16-42-19-18)		4	8	52	151
	Possession or Use of Legend Drug (16-42-19-13)		-	1	9	15
	Residential Entry (35-43-2-1.5)		-	1	7	46
	Resisting Law Enforc (35-44.1-3-1)		-	24	13	215
	Rioting (35-45-1-2)		-	1	-	1
	Sex Offender without Identification (11-8-8-15)		-	-	1	3
	Sexual Battery (35-42-4-8)		-	1	-	15
	Sexual Conduct in Presence of a Minor (35-42-4-5c)		-	1	-	1
	Sexual Misconduct with a Minor (35-42-4-9)		-	-	-	2
	Stalking (35-45-10-5)		-	1	1	4
	Strangulation (35-42-2-9)		1	3	3	55
	Synthetic ID Deception (35-43-5-3.8)		-	3	2	7
	Theft, Receiving Stolen Property (35-43-4-2)		7	25	52	269
	Unauthorized Entry of Motor Veh (35-43-4-2.7)		-	-	-	2
	Voyeurism (35-45-4-5)		-	-	-	1
<b>Level 6 Felony Total</b>			<b>43</b>	<b>200</b>	<b>453</b>	<b>2286</b>

Felony Level	Primary Offense	Secondary Offense	Dec-21		This Calendar Year	
			SEX		SEX	
			F	M	F	M
Murder	Murder (35-42-1-1)		3	10	13	101
<b>Murder Total</b>			<b>3</b>	<b>10</b>	<b>13</b>	<b>101</b>

Felony Level	Primary Offense	Secondary Offense	Dec-21		This Calendar Year	
			SEX		SEX	
			F	M	F	M
Habitual Offender	Habitual Offender (35-50-2-8)		-	6	7	41
	Habitual Offender Controlled Substance (35-50-2-10)		-	1	1	11
	Repeat Sexual Offender Enhancement 35-50-2-14		-	-	-	1
<b>Habitual Offender Total</b>			<b>0</b>	<b>7</b>	<b>8</b>	<b>53</b>

			Dec-21		This Calendar Year	
			SEX		SEX	
			F	M	F	M
<b>Grand Total</b>			<b>131</b>	<b>738</b>	<b>1350</b>	<b>8351</b>

Note: Offense data may not be available for all offenders at the time this table was prepared.  
Only new commitments and probation violations are reported on this table.  
Parole and Community Transition Program violators are excluded on this table.  
Source: SAS - all.citations\_mso.pgm

Indiana Department of Correction  
Table 12  
Number of New Admissions by Most Serious Offense  
Committed to the Indiana Department of Correction

December 2021

Felony Level	Primary Offense	Secondary Offense	Dec-21		This Calendar Year	
			SEX		SEX	
			F	M	F	M
Level A Felony	Arson (35-43-1-1)		-	-	-	1
	Burglary (35-43-2-1)		-	-	-	4
	Child Molesting (35-42-4-3)		-	2	1	15
	Dealing Cocaine or Narcotic Drug (35-48-4-1)		-	2	-	18
	Dealing Methamphetamine (35-48-4-1.1)		-	2	-	5
	Dealing Sched I, II, or III Cntrld Sub (35-48-4-2)		-	-	1	2
	Neglect of a Dependent/Death (35-46-1-4)		-	-	1	1
	Rape (35-42-4-1)		-	-	-	1
	Robbery (35-42-5-1)		-	-	-	2
<b>Level A Felony</b>			<b>0</b>	<b>6</b>	<b>3</b>	<b>49</b>

Felony Level	Primary Offense	Secondary Offense	Dec-21		This Calendar Year	
			SEX		SEX	
			F	M	F	M
Level B Felony	Aggravated Battery (35-42-2-1.5)		-	-	-	3
	Arson (35-43-1-1)		-	-	-	1
	Battery (35-42-2-1)		-	-	-	1
	Burglary (35-43-2-1)		1	4	2	42
	Child Molesting (35-42-4-3)		-	-	1	4
	Criminal Confinement (35-42-3-3)		-	-	-	3
	Dealing Cocaine or Narcotic Drug (35-48-4-1)		-	1	1	22
	Dealing Methamphetamine (35-48-4-1.1)		-	3	5	31
	Dealing Sched I, II, or III Cntrld Sub (35-48-4-2)		-	3	7	14
	Escape/Failure to Return (35-44-3-5)		-	-	-	1
	Felon in Possession of a Firearm (35-47-4-5)		-	-	-	7
	Possession Methamphetamine (35-48-4-6.1)		-	1	-	1
	Rape (35-42-4-1)		-	-	-	2
	Robbery (35-42-5-1)		-	1	2	31
	Sexual Misconduct with a Minor (35-42-4-9)		-	-	-	6
<b>Level B Felony Total</b>			<b>1</b>	<b>13</b>	<b>18</b>	<b>169</b>

Felony Level	Primary Offense	Secondary Offense	Dec-21		This Calendar Year	
			SEX		SEX	
			F	M	F	M
Level C Felony	Battery (35-42-2-1)		-	-	1	2
	Burglary (35-43-2-1)		-	2	1	9
	Child Molesting (35-42-4-3)		-	-	-	6
	Corrupt Business Influence (35-45-6-2)		-	-	2	-
	Criminal Confinement (35-42-3-3)		-	-	-	1
	Failure to Stop Accident/Death (9-26-1-8)		-	-	1	-
	Forgery (35-43-5-2)		-	1	3	6
	Handgun Violation (35-47-2-7)		-	-	-	1
	Neglect of a Dependent (35-46-1-4)		-	-	-	1
	Non-Support of Dependent Child (35-46-1-5)		-	1	1	7
	Obtain Legend Drug by Fraud/Prior Conv (16-42-19-16)		-	-	1	-
	Operating Vehicle Intoxicated/Injury (9-30-5-4)		-	-	-	1
	Operating Vehicle w/Lifetime Suspension (9-30-10-17)		-	-	-	3
	Possession of Cocaine or Narcotic Drug (35-48-4-6)		-	2	-	5
	Robbery (35-42-5-1)		-	-	-	2
	Sexual Misconduct with a Minor (35-42-4-9)		-	-	-	1
<b>Level C Felony Total</b>			<b>0</b>	<b>6</b>	<b>10</b>	<b>45</b>

Felony Level	Primary Offense	Secondary Offense	Dec-21		This Calendar Year	
			SEX		SEX	
			F	M	F	M
Level D Felony	Auto Theft, Receiving Stolen Parts (35-43-4-2.5)		-	-	-	1
	Battery (35-42-2-1)		-	1	-	1
	Check Fraud (35-43-5-12)		-	-	1	-
	Driving While Suspended/Oper Veh HTV (9-30-10-16)		-	-	-	2
	Forgery, Counterfeit (35-43-5-2)		-	-	1	-
	Fraud (35-43-5-4)		-	-	-	1
	Intimidation (35-45-2-1)		-	-	-	3
	Non-Support of a Child (35-46-1-5)		-	-	1	2
	Possession of Controlled Substance (35-48-4-7)		-	-	-	2
	Possession of Precursors (35-48-4-14.5)		-	-	-	1
	Resisting Law Enforcement (35-44-3-3)		-	-	-	1
	Resisting Law Enforcement, Vehicle (35-44.1-3-1A)		-	-	-	1
	Theft, Receiving Stolen Property (35-43-4-2)		-	-	-	4
<b>Level D Felony Total</b>			<b>0</b>	<b>1</b>	<b>3</b>	<b>19</b>

Felony Level	Primary Offense	Secondary Offense	Dec-21		This Calendar Year	
			SEX		SEX	
			F	M	F	M
Level 1 Felony	Atmpted Murder (35-42-1-1(1))		-	-	-	1
	Attempt to Commit a Felony (35-41-5-1)	Atmpted Murder (35-42-1-1(1))	-	-	-	1
		Murder (35-42-1-1)	-	3	1	21
		Rape (35-42-4-1)	-	-	-	1
	Burglary (35-43-2-1)		-	-	-	2
	Child Molesting (35-42-4-3)		-	13	3	84
	Conspiracy (35-41-5-2)	Murder (35-42-1-1)	-	-	2	2
	Dealing a Substance Resulting in Death		-	-	-	9
	Firearm Enhancement (35-50-2-11)		-	-	-	4
	Habitual Offender (35-50-2-8)		-	-	-	1
	Neglect of a Dependent/Death (35-46-1-4)		-	-	3	3
	Rape (35-42-4-1)		-	-	-	4
	Sex Misconduct w/ Minor (35-42-4-9)		-	-	-	1
Level 1 Felony Total			0	16	9	134

Felony Level	Primary Offense	Secondary Offense	Dec-21		This Calendar Year			
			SEX		SEX			
			F	M	F	M		
Level 2 Felony	Aiding, Inducing or Causing an Offense (35-41-2-4)	Burglary (35-43-2-1)	-	-	-	1		
		Dealing Cocaine or Narcotic Drug (35-48-4-1)	-	-	-	1		
		Dealing Methamphetamine (35-48-4-1.1)	1	-	2	1		
		Kidnapping (35-42-3-2)	-	-	1	-		
		Robbery (35-42-5-1)	-	-	-	2		
		Attempt to Commit a Felony (35-41-5-1)	Dealing Methamphetamine (35-48-4-1.1)	-	-	1	-	
			Robbery (35-42-5-1)	-	-	-	2	
		Battery (35-42-2-1)		-	-	-	2	
		Burglary (35-43-2-1)		-	3	2	17	
		Conspiracy (35-41-5-2)	Deal Sched 1,2,3 Sub (35-48-4-2)	-	-	-	2	
			Dealing Cocaine or Narcotic Drug (35-48-4-1)	-	-	1	-	
			Dealing Methamphetamine (35-48-4-1.1)	-	-	1	2	
			Murder (35-42-1-1)	-	-	-	1	
		Robbery (35-42-5-1)	-	-	-	1		
	Criminal Confinement (35-42-3-3)	Dealing Cocaine or Narcotic Drug (35-48-4-1)	-	2	5	44		
		Dealing Methamphetamine (35-48-4-1.1)	5	18	56	206		
		Dealing Sched I, II, or III Cntrld Sub (35-48-4-2)	-	2	2	20		
		Manufacturing Methamphetamine (35-42-4-5)	-	-	-	1		
		Possession - Destruct Device (35-47.5-5-2)	-	-	-	1		
		Robbery (35-42-5-1)	-	1	3	28		
		Voluntary Manslaughter (35-42-1-3)	-	1	7	33		
		Level 2 Felony Total			6	27	81	366

Felony Level	Primary Offense	Secondary Offense	Dec-21		This Calendar Year	
			SEX		SEX	
			F	M	F	M
Level 3 Felony	Accident/Failure to Stop-Serious Inj/Death (9-26-1-1.1)		-	-	-	4
	Aggravated Battery (35-42-2-1.5)		-	4	6	72
	Aiding, Inducing or Causing an Offense (35-41-2-4)	Dealing Methamphetamine (35-48-4-1.1)	-	-	-	1
		Robbery (35-42-5-1)	-	-	1	4
	Attempt to Commit a Felony (35-41-5-1)	Aggravated Battery (35-42-2-1.5)	-	-	1	1
		Possession of Cocaine or Narcotic Drug (35-48-4-6)	-	-	1	-
		Rape (35-42-4-1)	-	-	-	4
		Robbery (35-42-5-1)	-	1	-	8
	Battery (35-42-2-1)		-	-	2	2
	Burglary (35-43-2-1)		-	2	-	16
	Child Molesting (35-42-4-3)		-	3	1	42
	Conspiracy (35-41-5-2)	Dealing Cocaine or Narcotic Drug (35-48-4-1)	-	-	1	-
		Dealing Methamphetamine (35-48-4-1.1)	-	-	2	-
		Possession of Meth (35-48-4-6.1)	-	-	1	-
		Robbery (35-42-5-1)	-	-	1	1
	Criminal Confinement (35-42-3-3)		-	5	-	38
	Dealing Cocaine or Narcotic Drug (35-48-4-1)		-	7	7	46
	Dealing Methamphetamine (35-48-4-1.1)		5	6	45	78
	Dealing Sched I, II, or III Cntrl Sub (35-48-4-2)		1	-	6	14
	Dealing Sched IV Cntrl Sub (35-48-4-3)		-	-	-	4
	Dealing in Sub that Results in Death (35-42-1-1.5)		-	-	-	1
	Domestic Battery SBI Under 14 (35-42-2-1.3A)		-	-	1	1
	Human Sexual Trafficking (35-42-3-5-1)		-	-	-	1
	Kidnapping (35-42-3-2)		-	1	2	8
	Neglect of a Dependent/Death (35-46-1-4)		1	1	14	10
	Possession of Cocaine or Narcotic Drug (35-48-4-6)		1	3	2	16
	Possession of Meth (35-48-4-6.1)		1	7	17	76
	Rape (35-42-4-1)		-	4	-	47
	Resisting Law Enforcement (35-44.1-3-1)		-	1	-	4
	Robbery (35-42-5-1)		2	19	13	209
Level 3 Felony Total			11	64	124	708

Felony Level	Primary Offense	Secondary Offense	Dec-21		This Calendar Year	
			SEX		SEX	
			F	M	F	M
Level 4 Felony	Aiding, Inducing or Causing an Offense (35-41-2-4)	Burglary (35-43-2-1)	-	-	-	1
		Dealing Methamphetamine (35-48-4-1.1)	-	-	1	-
		Dealing Sched 1,2,3 Sub (35-48-4-2)	-	-	1	-
		Possession of Meth (35-48-4-6.1)	-	-	1	-
	Arson (35-43-1-1)		2	2	6	31
	Attempt to Commit a Felony (35-41-5-1)	Arson (35-43-1-1)	-	-	1	-
		Conspiracy (35-41-5-2)	-	1	-	1
		Sexual Misconduct with a Minor (35-42-4-9)	-	-	-	1
	Burglary (35-43-2-1)		3	14	42	185
	Child Exploitation (35-42-4-4)		-	2	-	7
	Child Molesting (35-42-4-3)		-	9	2	79
	Child Solicitation (35-42-4-6)		-	2	-	17
	Conspiracy (35-41-5-2)	Dealing Methamphetamine (35-48-4-1.1)	-	-	-	1
		Dealing Sched 1,2,3 Sub (35-48-4-2)	-	-	1	-
	Criminal Confinement (35-42-3-3)		-	-	-	7
	Dealing Cocaine or Narcotic Drug (35-48-4-1)		-	5	6	53
	Dealing Methamphetamine (35-48-4-1.1)		5	9	47	118
	Dealing Sched I, II, or III Cntrl Sub (35-48-4-2)		-	-	3	16
	Dealing Sched IV Controlled Substance (35-48-4-3)		-	1	-	2
	Escape 35-44.1-3-4		-	-	-	1
	Felon in Possession of a Firearm (35-47-4-5)		1	15	7	238
	Habitual Offender (35-50-2-8)		-	-	-	1
	Incest (35-46-1-3)		-	-	1	1
	Kidnapping(35-42-3-2)		-	-	-	2
	Leaving Scene of Accident with Serious Bodily Injury		-	1	1	9
	Manufacturing Meth (35-48-4-1.2)		-	-	-	5
	Operating Vehicle Intoxicated/Death (9-30-5-5)		-	1	7	24
	Operating a Vehicle While Intoxicated Causing Serious Bodily Injury		-	2	1	6
	Pharmacy Robbery (35-42-5-1(b))		-	-	-	1
	Possession of Cocaine or Narcotic Drug (35-48-4-6)		-	1	2	20
	Possession of Dangerous Device (35-44.1-3-7)		-	-	1	-
	Possession of Meth (35-48-4-6.1)		5	5	27	92
	Sexual Battery (35-42-4-8)		-	-	-	2
	Sexual Misconduct with a Minor (35-42-4-9)		1	6	5	53
	Stalking (35-45-10-5)		-	-	-	2
	Vicarious Sexual Gratification (35-42-4-5)		-	-	1	-
Level 4 Felony Total			17	76	164	976



Felony Level	Primary Offense	Secondary Offense	Dec-21		This Calendar Year		
			SEX		SEX		
			F	M	F	M	
Level 5 Felony	Aiding, Inducing or Causing an Offense (35-41-2-4)	Burglary (35-43-2-1)	-	-	1	2	
		Dealing Methamphetamine (35-48-4-1.1)	-	-	1	-	
		Dealing in Methamphetamine (35-48-4-1.1)	-	-	1	-	
		Firearm w/in One Mile of School (35-47-2-1)	-	-	1	-	
		Robbery (35-42-5-1)	-	-	1	-	
		Assisting a Criminal (35-44.1-2-5)	1	-	4	2	
		Attempt to Commit a Felony (35-41-5-1)	-	-	-	1	
		Battery (35-42-2-1)	-	1	-	4	
		Burglary (35-43-2-1)	-	-	-	1	
		Dealing Sched I, II, or III Cntrl Sub (35-48-4-2)	-	-	-	1	
		Dealing in Methamphetamine (35-48-4-1.1)	-	-	-	1	
		Escape (35-44.1-3-4)	-	1	2	2	
		Incest (35-46-1-3)	-	-	-	1	
		Obstruction of Justice (35-44-3-4)	-	-	-	1	
		Robbery (35-42-5-1)	-	-	3	1	
		Auto Theft, Receiving Stolen Parts (35-43-4-2.5)	-	1	-	13	
		Battery (35-42-2-1)	4	23	39	268	
		Burglary (35-43-2-1)	4	26	18	214	
		Child Exploitation (35-42-4-4)	-	3	-	20	
		Child Pornography (35-42-4-4(C))	-	1	-	6	
		Child Possession of a Firearm (35-47-10-5)	-	1	-	4	
		Child Seduction (35-42-4-7)	-	-	1	1	
		Child Solicitation (35-42-4-6)	1	2	1	17	
		Conspiracy (35-41-5-2)	Battery (35-42-2-1)	-	-	-	1
			Burglary (35-43-2-1)	-	-	-	1
			Dealing Methamphetamine (35-48-4-1.1)	-	-	1	-
			Dealing in Methamphetamine (35-48-4-1.1)	-	-	-	2
			Fraud on Financial Institution (35-43-5-8)	-	-	-	1
			Theft, Recv Stolen Prop (35-43-4-2)	-	-	2	-
			Trafficking with an Inmate (35-44.1-3-5)	-	-	-	2
			Contrib. to the Delinquency of a Minor(35-46-1-8)	-	-	1	1
			Conversion (35-43-4-3)	-	-	1	1
			Corrupt Business Influence (35-45-6-2)	-	1	2	13
			Criminal Confinement (35-42-3-3)	-	2	2	42
			Criminal Recklessness (35-42-2-2)	-	-	3	19
			Dealing Cocaine or Narcotic Drug (35-48-4-1)	1	4	16	43
			Dealing Marijuana, Hash Oil, or Hashish (35-48-4-10)	-	-	-	9
			Dealing Methamphetamine (35-48-4-1.1)	7	15	52	187
			Dealing Sched I, II, or III Cntrl Sub (35-48-4-2)	-	-	2	10
			Dealing Sched IV Cntrl Sub (35-48-4-3)	-	1	1	2
			Dealing in Methamphetamine (35-48-4-1.1)	5	4	29	77
			Dealing/Poss. Look-Alike Subs (35-48-4-4.6)	-	-	-	9
			Disarm/Attempt to Disarm an Officer (35-44.1-3-2)	-	-	1	9
			Domestic Battery (35-42-2-1.3)	2	15	22	177
			Escape (35-44.1-3-4)	1	4	10	44
			Fail to Stop Acc Death (9-26-1-1.1)	-	-	-	7
			Failure to Register as a Sex Offender (11-8-8-17)	-	6	2	81
			Felon Fraud in Offer (23-19-5-1)	-	1	-	2
			Firearm Enhancement (35-50-2-11)	-	-	-	1
			Firearm w/in One Mile of School (35-47-2-1)	2	16	12	231
			Fraud on Financial Institution (35-43-5-8)	1	4	7	22
			Home Improvement Fraud (35-43-6-12)	-	-	-	1
			Incest (35-46-1-3)	-	-	-	4
			Intimidation (35-45-2-1)	-	8	6	83
			Involuntary Manslaughter (35-42-1-4)	-	-	-	3
			Kidnapping (35-42-3-2)	-	1	-	4
			Neglect of a Dependent/Death (35-46-1-4)	-	1	11	7
			Non-Support of Dependent Child (35-46-1-5)	-	2	-	12
			OWI - Death - Sched I,II (9-30-5-5(A2))	-	-	1	-
			Obliterating Handgun I.D. (35-47-2-18)	-	-	1	7
			Obstruction of Justice (35-44.1-2-2)	-	1	-	4
			Oper Veh Aft Life Susp (9-30-10-17)	1	9	11	116
			Operating Veh while Intoxicated (9-30-5-2)	-	1	2	3
			Operating Vehicle Intox-Prior (9-30-5-3)	-	-	-	4
			Operating Vehicle Intoxicated-Contrld Sub (9-30-5-1)	-	-	-	2
			Operating Vehicle Intoxicated/Death (9-30-5-5)	-	-	-	2
			Operating Vehicle Intoxicated/Injury (9-30-5-4)	-	2	6	17
			Possession - Destruct Device (35-47.5-5-2)	-	-	-	2
			Possession of Cocaine or Narcotic Drug 35-48-4-6	-	4	10	49
			Possession of Dangerous Device (35-44.1-3-7)	-	1	-	1
			Possession of Syringes or Needles (16-42-19-18)	-	-	1	1
			Possession/Use of Legend Drug (16-42-19-13)	1	-	1	1
			Pred Job Near Child (35-42-7-10)	-	1	-	1
			Promoting Prostitution (35-45-4-4)	-	-	-	1
			Reckless Homicide (35-42-1-5)	1	3	6	13
			Resisting Law Enforcement (35-44.1-3-1)	-	-	1	6
			Robbery (35-42-5-1)	2	5	16	94
			Sexual Misconduct with Service Provider (35.44.1-3-10)	-	-	-	2
			Sexual Misconduct with a Minor (35-42-4-9)	-	4	-	35
			Stalking (35-45-10-5)	-	1	-	19
	Strangulation (35-42-2-9)	-	-	-	6		
	Synthetic ID Deception (35-43-5-3.8)	-	-	-	1		
	Theft, Receiving Stolen Property (35-43-4-2)	-	1	5	41		
	Trafficking with an Inmate (35-44.1-3-6)	-	1	-	1		
	Trafficking with an Inmate (35-44.1-3-5)	-	-	3	9		
	Vicarious Sexual Gratification	-	-	-	1		
Level 5 Felony Total			34	178	320	2106	

Felony Level	Primary Offense	Secondary Offense	Dec-21		This Calendar Year	
			SEX		SEX	
			F	M	F	M
Level 6 Felony	Aiding in Manufacture of Sch II Cont Subst (35-48-4-2)		-	-	1	-
	Assisting a Criminal (35-44.1-2-5)		-	-	-	2
	Attempt to Commit a Felony (35-41-5-1)	Attempted/Obstruction of Justice (35-41-5-1)	-	-	-	1
		Theft, Receiving Stolen Property (35-43-4-2)	-	-	-	1
	Auto Theft, Receiving Stolen Parts (35-43-4-2.5)		-	1	2	15
	Battery 35-42-2-1		-	2	3	22
	Check Deception (35-43-5-5)		-	1	-	3
	Controlled Substance Registration (35-48-4-14)		-	-	1	-
	Criminal Confinement (35-42-3-3)		-	-	-	7
	Criminal Confinement (35-42-3-3)		-	2	1	40
	Criminal Mischief (35-43-1-2)		-	1	-	2
	Criminal Recklessness (35-42-2-2)		-	-	-	8
	Dealing Fake Controlled Substances (35-48-4-4.6)		-	-	-	1
	Dealing Marijuana, Hash Oil, or Hashish (35-48-4-10)		-	1	-	3
	Dealing Sched I, II, or III Contrld Sub (35-48-4-2(A))		-	-	-	1
	Dealing/Poss. Look-Alike Subs (35-48-4-11.5)		-	-	-	1
	Dissemination of Matter Harmful to Minor (35-49-3-3)		-	-	-	2
	Escape 35-44.1-3-4		3	8	16	49
	Fail to Reg Sex Off (11-8-8-17)		-	-	-	10
	Failure to Appear (35-44.1-2-9)		-	-	-	3
	Forgery, Counterfeiting, Application Fraud (35-43-5-2)		-	2	3	14
	Habitual Veh Subst Offender Enhance (9-30-15.5-2)		-	-	1	1
	Identity Deception (35-43-5-3.5)		-	-	4	4
	Insurance Fraud (35-43-5-4.5)		-	-	1	3
	Intimidation (35-45-2-1)		-	2	1	14
	Invasion of Privacy (35-46-1-15.1)		-	-	-	12
	Legend Drug by Fraud (16-42-19-16)		1	-	1	-
	Maintain Common Nuisance (35-45-2-1(c))		-	-	2	2
	Neglect of a Dependent/Death (35-46-1-4)		-	-	3	4
	Non-Support of Dependent Child (35-46-1-5)		-	2	1	2
	Obstruction of Justice (35-44.1-2-2)		-	1	-	5
	Oper Vehicle-Intox-Prev Conv (9-30-5-3)		-	2	2	9
	Operating Vehicle Intoxicated-Contrld Sub (9-30-5-1)		-	2	2	14
	Operating Vehicle Intoxicated-Endanger (9-30-5-2)		-	1	5	36
		Habitual Offender Controlled Substance (35-50-2-10)	-	-	-	2
	Operating Vehicle Intoxicated/Injury (9-30-5-4)		-	-	1	-
	Operating Vehicle-Habitual Violation (9-30-10-16)		-	1	3	18
	Pointing a Firearm (35-47-4-3)		-	-	-	1
	Poss Precursors (35-48-4-14.5)		-	-	-	1
	Possession Sched IV Contrld Sub w/in 1,000 ft (35-48-4-7)		-	-	-	2
	Possession of Child Pornography (35-42-4-4(C))		-	-	-	1
	Possession of Cocaine or Narcotic Drug (35-48-4-6)		-	5	8	39
	Possession of Marijuana (35-48-4-11)		-	-	-	2
	Possession of Meth(35-48-4-6.1)		5	12	46	122
	Possession of Syringes or Needles (16-42-19-18)		2	-	14	34
	Possession or Use of Legend Drug (16-42-19-13)		-	-	5	4
	Residential Entry (35-43-2-1.5)		-	-	2	14
	Resisting Law Enforc (35-44.1-3-1)		-	3	3	22
	Sex Offender without Identification (11-8-8-15)		-	-	1	-
	Sexual Battery (35-42-4-8)		-	-	-	3
	Sexual Misconduct with a Minor (35-42-4-9)		-	-	-	1
	Stalking (35-45-10-5)		-	-	1	1
	Strangulation (35-42-2-9)		1	-	1	13
	Synthetic ID Deception (35-43-5-3.8)		-	1	1	1
	Theft, Receiving Stolen Property (35-43-4-2)		2	7	20	65
<b>Level 6 Felony Total</b>			<b>14</b>	<b>57</b>	<b>156</b>	<b>637</b>

Felony Level	Primary Offense	Secondary Offense	Dec-21		This Calendar Year	
			SEX		SEX	
			F	M	F	M
HO	Habitual Offender (35-50-2-8)		-	-	-	3
	Habitual Offender Controlled Substance (35-50-2-10)		-	-	-	2
<b>HO Total</b>			<b>0</b>	<b>0</b>	<b>0</b>	<b>5</b>

Felony Level	Primary Offense	Secondary Offense	Dec-21		This Calendar Year	
			SEX		SEX	
			F	M	F	M
Murder	Murder (35-42-1-1)		2	10	12	93
<b>Murder Total</b>			<b>2</b>	<b>10</b>	<b>12</b>	<b>93</b>

Grand Total			Dec-21		This Calendar Year	
			SEX		SEX	
			F	M	F	M
			<b>85</b>	<b>454</b>	<b>900</b>	<b>5307</b>

Note: Offense data may not be available for all offenders at the time this table was prepared.  
Only new commitments and probation violations are reported on this table.  
Parole and Community Transition Program violators are excluded on this table.  
Source: SAS - all.citations\_mso.pgm

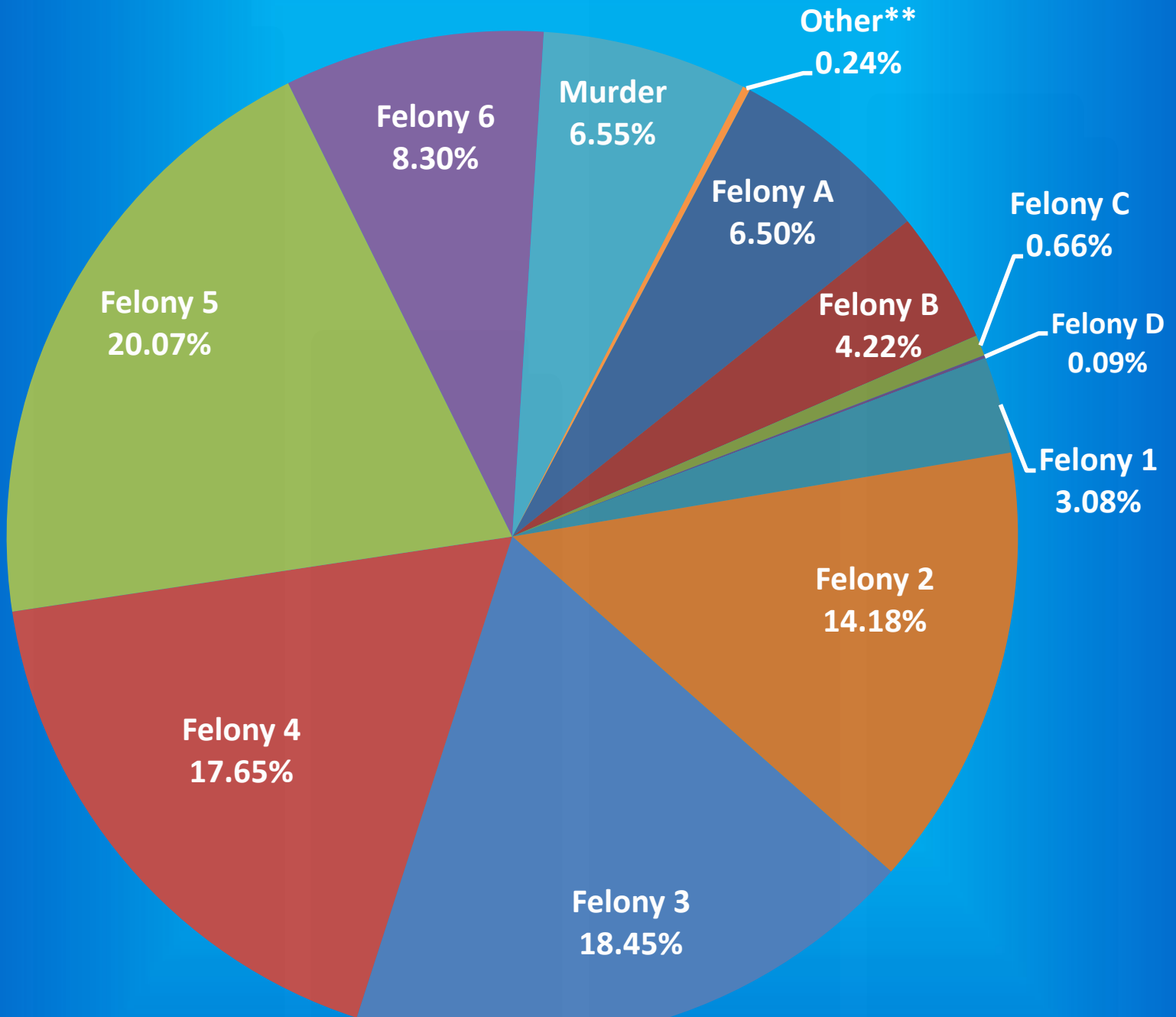
# Indiana Department of Correction

## Graph A

### Female Population by Most Serious Offense Felony Level\*

January 01, 2022

N = 2,175



• Includes Offenders Held in County Jails and Contracted Beds

\*\* Other includes Safekeepers, Predispositions, Habitual Offenders, Misdemeanants, and Unknowns

# Indiana Department of Correction

## Graph B

### Average Daily Adult Female Offender Populations Calendar Year 2021



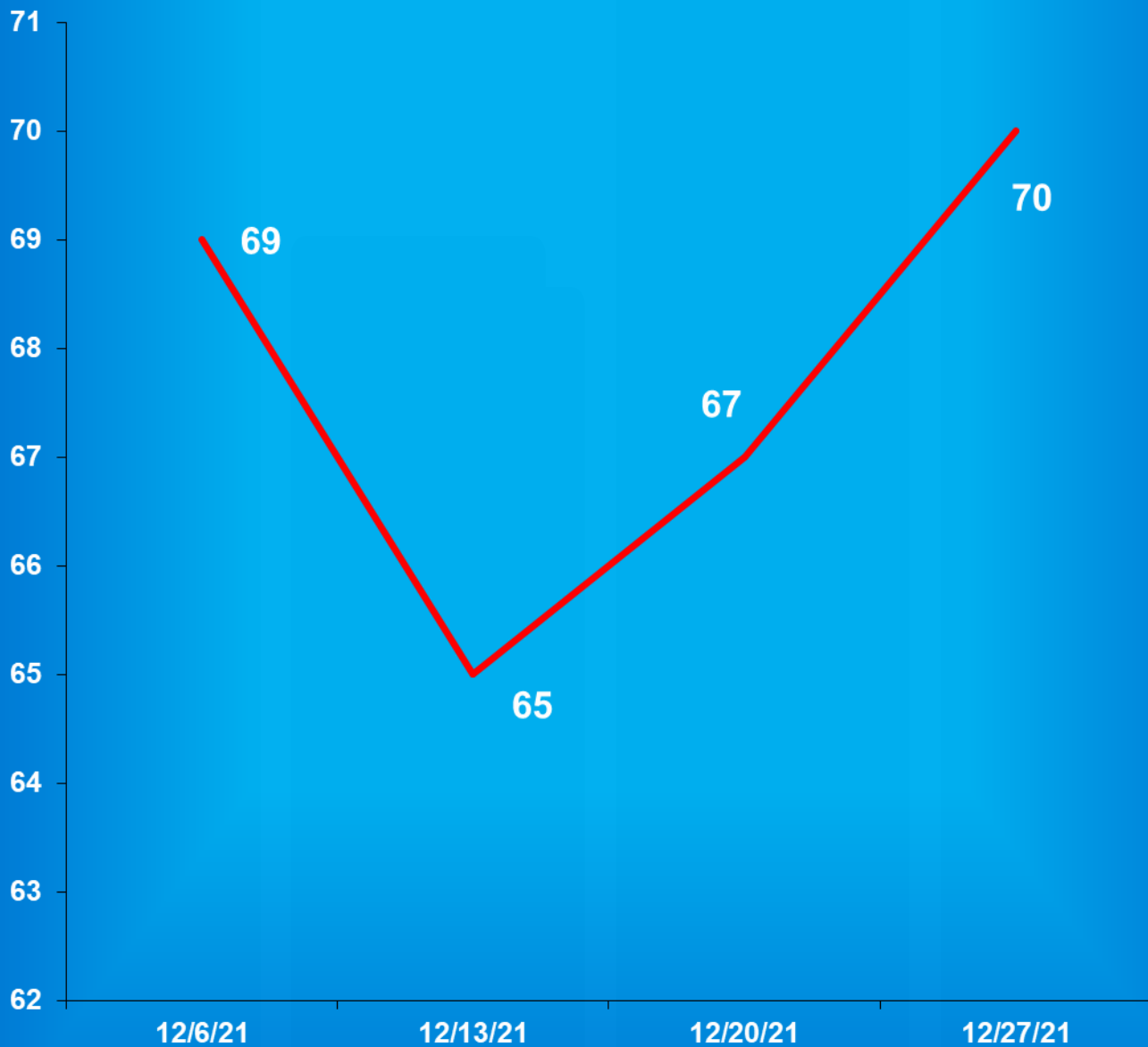
— Includes County Jail/Contract Beds      — Excludes County Jail/Contract Beds

# Indiana Department of Correction

## Graph C

### Adult Females Held in County Jails

December 2021



- Offenders held in county jails are newly sentenced offenders with completed court documents who are awaiting transfer to a DOC facility.

- Jail counts are a dynamic number that are affected by a variety of factors, including; sentencing trends, available DOC beds, and intake process completion.

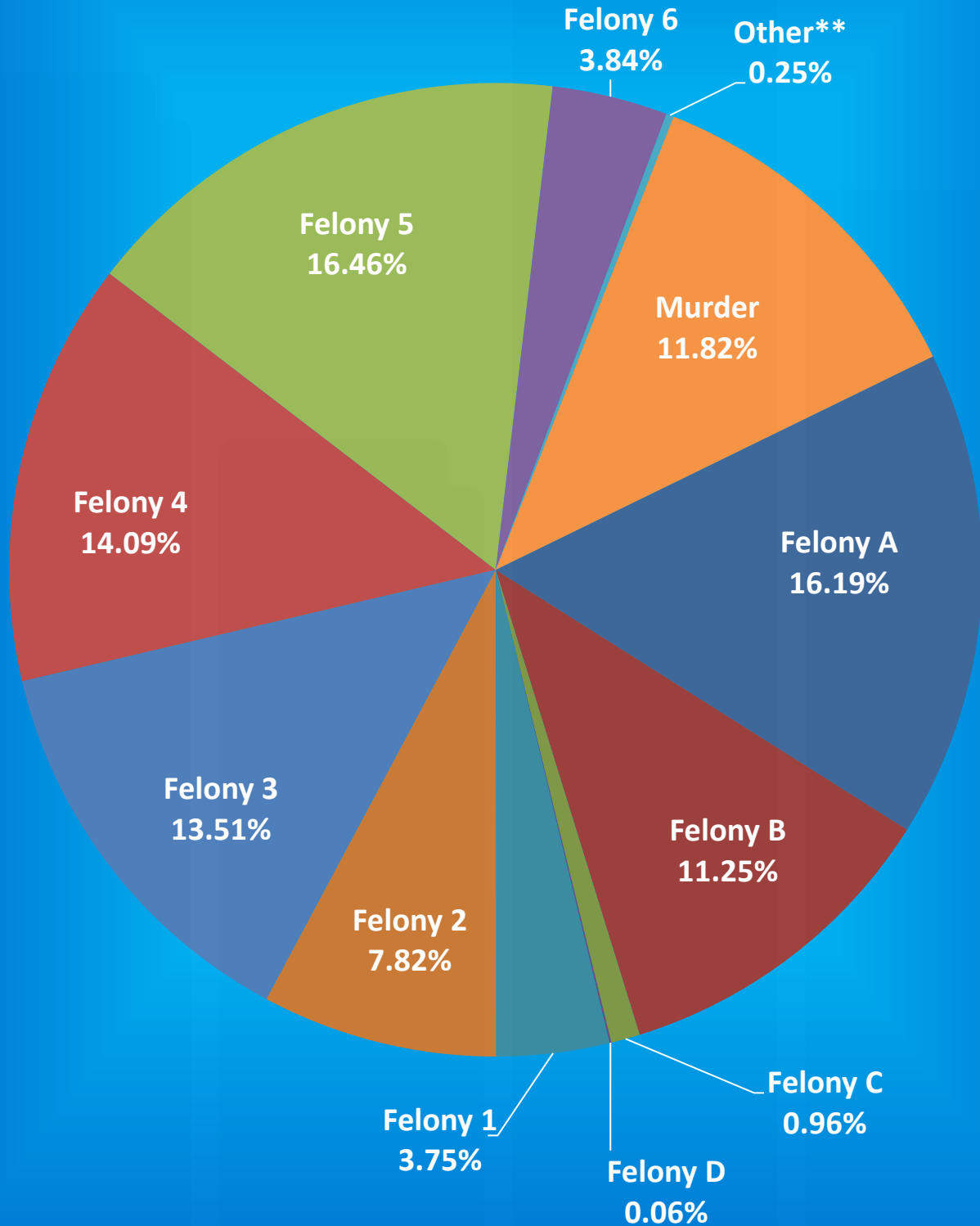
# Indiana Department of Correction

## Graph D

Male Population by Most Serious Offense Felony Level\*

January 01, 2022

N = 21,717



• Includes Offenders Held in County Jails and Contracted Beds

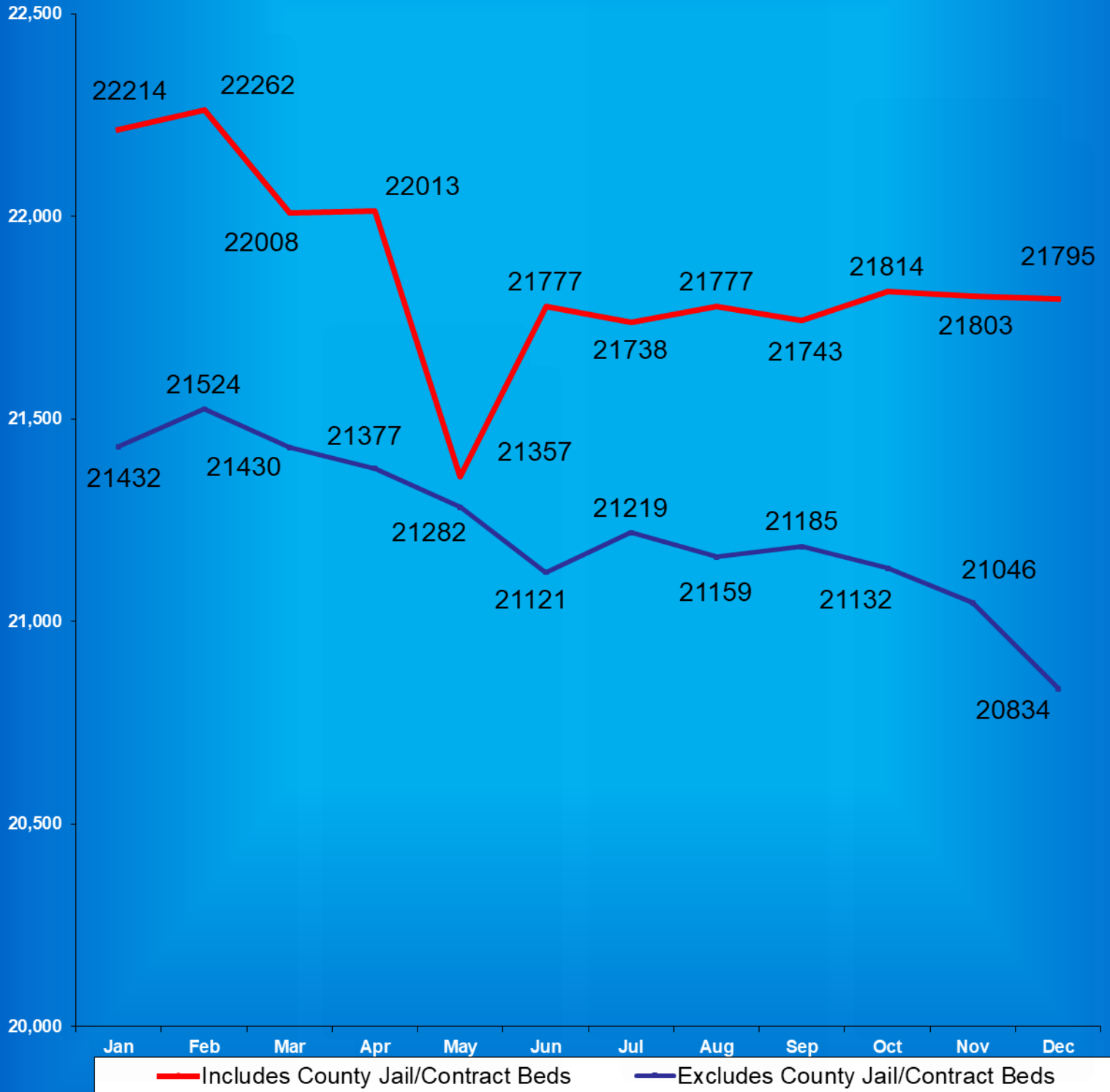
\*\* Other includes Safekeepers, Predispositions, Habitual Offenders, Misdemeanants, and Unknowns

# Indiana Department of Correction

## Graph E

### Average Daily Adult Male Offender Populations

Calendar Year 2021

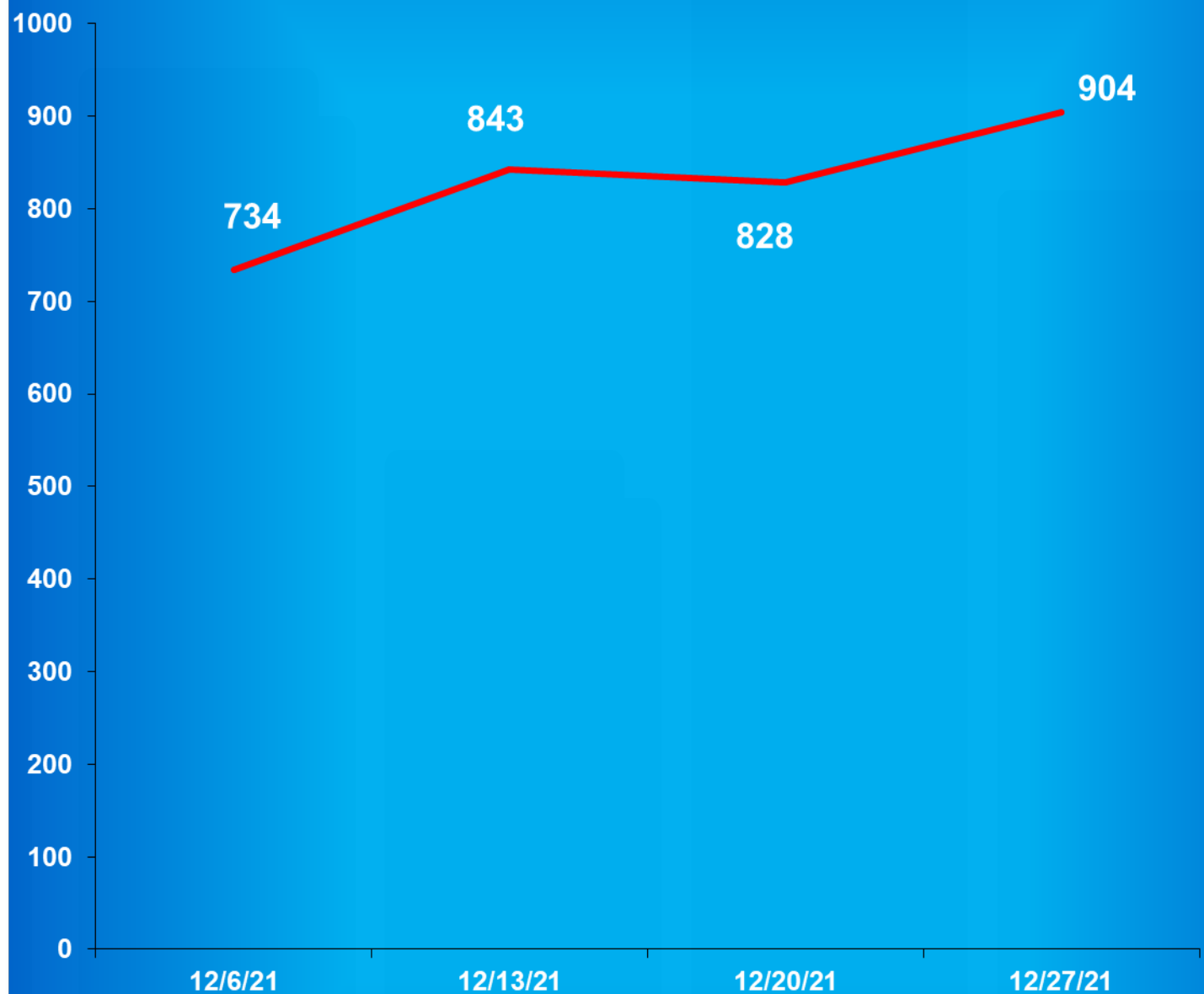


# Indiana Department of Correction

## Graph F

### Adult Males Held in County Jails

December 2021



- Offenders held in county jails are newly sentenced offenders with completed court documents who are awaiting transfer to a DOC facility.

- Jail counts are a dynamic number that are affected by a variety of factors, including; sentencing trends, available DOC beds, and intake process completion.





# Juvenile Offender Statistics



**Indiana Department Of Correction**  
**Table 13**  
**Monthly Facility Admissions and Releases**

**Juvenile Offenders**  
**December 2021**

**Admissions of All Juvenile Males**

<b>New Commitment</b>	<b>Re-Commitment</b>	<b>Parolee Return</b>	<b>Return From Escape</b>	<b>Diagnostics/Walk-Thrus</b>
26	2	2	0	3

**Releases of All Juvenile Males**

<b>Discharge</b>	<b>Parole</b>	<b>Escape</b>	<b>Diagnostics/Walk-Thrus</b>
20	7	0	4

**Admissions of All Juvenile Females**

<b>New Commitment</b>	<b>Re-Commitment</b>	<b>Parolee Return</b>	<b>Return From Escape</b>	<b>Diagnostics/Walk-Thrus</b>
3	1	1	0	1

**Releases of All Juvenile Females**

<b>Discharge</b>	<b>Parole</b>	<b>Escape</b>	<b>Diagnostics/Walk-Thrus</b>
2	1	0	2

Sources:

SAS - mnthadm4\_pgm\_tbl13.pgm

SAS - mnthext4\_pgm\_tbl13.pgm

Indiana Department of Correction

Table 14

New Admissions by County of Commitment - Juveniles

December 2021

County	Admission Type			County	Admission Type		
	New Commits	Re Commits	Total		New Commits	Re Commits	Total
Adams	0	0	0	Madison	0	0	0
Allen	1	0	1	Marion	2	0	2
Bartholomew	0	0	0	Marshall	0	0	0
Benton	0	0	0	Martin	0	0	0
Blackford	0	0	0	Miami	0	0	0
Boone	0	0	0	Monroe	0	0	0
Brown	0	0	0	Montgomery	1	0	1
Carroll	0	0	0	Morgan	0	0	0
Cass	0	0	0	Newton	0	0	0
Clark	0	0	0	Noble	0	0	0
Clay	0	0	0	Ohio	0	0	0
Clinton	0	0	0	Orange	0	0	0
Crawford	0	0	0	Owen	0	0	0
Daviess	1	0	1	Parke	0	0	0
Dearborn	0	0	0	Perry	0	0	0
Decatur	1	0	1	Pike	0	0	0
DeKalb	0	0	0	Porter	1	0	1
Delaware	0	0	0	Posey	0	0	0
Dubois	0	0	0	Pulaski	1	0	1
Elkhart	4	0	4	Putnam	0	0	0
Fayette	0	0	0	Randolph	0	0	0
Floyd	1	0	1	Ripley	0	0	0
Fountain	1	0	1	Rush	0	0	0
Franklin	0	0	0	St. Joseph	2	1	3
Fulton	1	0	1	Scott	0	0	0
Gibson	0	0	0	Shelby	1	0	1
Grant	0	0	0	Spencer	0	0	0
Greene	0	0	0	Starke	0	0	0
Hamilton	3	0	3	Steuben	0	0	0
Hancock	1	0	1	Sullivan	0	0	0
Harrison	0	0	0	Switzerland	0	0	0
Hendricks	0	0	0	Tippecanoe	0	0	0
Henry	0	0	0	Tipton	0	0	0
Howard	2	0	2	Union	0	0	0
Huntington	0	0	0	Vanderburgh	0	0	0
Jackson	0	0	0	Vermillion	1	0	1
Jasper	0	0	0	Vigo	0	0	0
Jay	0	0	0	Wabash	0	0	0
Jefferson	0	0	0	Warren	0	0	0
Jennings	1	1	2	Warrick	0	0	0
Johnson	0	0	0	Washington	0	0	0
Knox	0	0	0	Wayne	0	0	0
Kosciusko	0	0	0	Wells	0	1	1
LaGrange	0	0	0	White	0	0	0
Lake	2	0	2	Whitley	0	0	0
LaPorte	0	0	0	Unknown	1	0	1
Lawrence	0	0	0	<b>Totals</b>	<b>29</b>	<b>3</b>	<b>32</b>

This data is based on most serious offense and excludes parole violations. This includes one (1) safekeepers classified in this report as Unknown.

Source: Mnthadm4\_pgm\_tbl14.pgm

**Indiana Department of Correction**

**Table 15**

**Monthly Releases by County of Commitment - Juveniles**

**December 2021**

County	Release Type			County	Release Type		
	Discharge	Parole	Total		Discharge	Parole	Total
Adams	0	0	0	Madison	0	0	0
Allen	3	0	3	Marion	2	1	3
Bartholomew	1	1	2	Marshall	0	0	0
Benton	0	0	0	Martin	1	0	1
Blackford	0	0	0	Miami	0	0	0
Boone	0	0	0	Monroe	0	0	0
Brown	0	0	0	Montgomery	0	1	1
Carroll	0	0	0	Morgan	0	0	0
Cass	0	0	0	Newton	0	0	0
Clark	0	0	0	Noble	0	0	0
Clay	0	0	0	Ohio	0	0	0
Clinton	0	0	0	Orange	0	0	0
Crawford	0	0	0	Owen	0	0	0
Daviess	0	0	0	Parke	0	0	0
Dearborn	0	0	0	Perry	0	0	0
Decatur	2	0	2	Pike	0	0	0
DeKalb	0	0	0	Porter	0	0	0
Delaware	0	0	0	Posey	0	0	0
Dubois	0	0	0	Pulaski	0	0	0
Elkhart	1	0	1	Putnam	0	0	0
Fayette	0	0	0	Randolph	0	0	0
Floyd	0	0	0	Ripley	0	0	0
Fountain	0	0	0	Rush	0	0	0
Franklin	0	0	0	St. Joseph	2	0	2
Fulton	1	1	2	Scott	0	0	0
Gibson	1	0	1	Shelby	0	0	0
Grant	0	1	1	Spencer	0	0	0
Greene	0	0	0	Starke	0	0	0
Hamilton	0	0	0	Steuben	0	0	0
Hancock	0	0	0	Sullivan	1	0	1
Harrison	0	0	0	Switzerland	0	0	0
Hendricks	0	0	0	Tippecanoe	0	1	1
Henry	0	0	0	Tipton	0	0	0
Howard	2	0	2	Union	0	0	0
Huntington	0	0	0	Vanderburgh	0	0	0
Jackson	0	0	0	Vermillion	0	0	0
Jasper	0	0	0	Vigo	0	0	0
Jay	1	1	2	Wabash	0	0	0
Jefferson	0	0	0	Warren	0	0	0
Jennings	0	0	0	Warrick	0	0	0
Johnson	1	1	2	Washington	0	0	0
Knox	0	0	0	Wayne	0	0	0
Kosciusko	0	0	0	Wells	0	0	0
LaGrange	0	0	0	White	0	0	0
Lake	0	0	0	Whitley	0	0	0
LaPorte	2	0	2	Unknown	1	0	1
Lawrence	0	0	0	<b>Totals</b>	<b>22</b>	<b>8</b>	<b>30</b>

Some discharges may be releases to County Probation - data is unable to be separated.

Diagnostics and Escapes are excluded.

Source: Mnthext4\_pgm\_tbl15.pgm

**Indiana Department of Correction**  
**Table 16**  
**Total Number of Committing Offenses for Juveniles**  
**Committed to the Indiana Department of Correction**

**December 2021**

OFFENSE (Citation Code)	NUMBER OF OFFENSES			
	This Month		This Calendar Year	
LEVEL I	Female	Male	Female	Male
Aggravated Battery (35-42-2-1.5)	0	0	0	2
Arson (35-43-1-1)	0	0	0	1
Battery (35-42-2-1)	0	0	3	17
Battery by Bodily Waste (35-42-2-6)	0	0	0	7
Burglary (35-43-2-1)	0	0	0	19
Carjacking (35-42-5-2)	0	0	0	0
Carrying Handgun w/o License (35-47-2-1)	0	0	0	28
Changing, Altering, Removing, Obliterating ID of Handgun (35-47-2-18)	0	0	0	0
Child Exploitation (35-42-4-4)	0	0	1	5
Child Molesting (35-42-4-3)	0	0	0	17
Child Seduction (35-42-4-7)	0	0	0	0
Child Selling (35-46-1-4)	0	0	0	0
Child Solicitation (35-42-4-6)	0	0	0	0
Child in Possession of Handgun (35-47-10-5)	0	0	0	2
Consumer Product Tampering (35-45-8-3)	0	0	0	0
Criminal Confinement (35-42-3-3)	0	0	0	2
Criminal Deviate Conduct (35-42-4-2)	0	0	0	0
Criminal Gang Intimidation (35-45-9-4)	0	0	0	0
Criminal Gang Recruitment	0	0	0	0
Criminal Recklessness (35-42-2-2)	0	0	0	17
Dangerous Possession of a Firearm (35-47-10-5)	0	0	0	27
Dealing in a Sawed-Off Shotgun (35-47-5-4.1)	0	0	0	0
Distribution of a Destructive Device (IC 35-47.5-5-5)	0	0	0	0
Domestic Battery (35-42-2-1.3)	0	0	2	20
Driving While Intoxicated Resulting in Death (9-30-5-5)	0	0	0	0
False Application for Handgun (35-47-2-8)	0	0	0	0
False, Altering Handgun License (35-47-2-22)	0	0	0	0
Feticide (35-42-1-6)	0	0	0	0
Handgun, False ID (35-47-2-17)	0	0	0	0
Incest (35-46-1-3)	0	0	0	0
Interference with Custody (35-42-3-4)	0	0	0	0
Intimidation (35-45-2-1)	0	0	0	0
Involuntary Manslaughter (35-42-1-4)	0	0	0	0
Kidnapping (35-42-3-2)	0	0	0	0
Murder (35-42-1-1)	0	0	0	2
Neglect of a Dependent (35-46-1-4)	0	0	0	0
Operation of a Machine Gun/Hurling a Bomb (35-47-5-9)	0	0	0	0
Overpass Mischief (35-42-2-5)	0	0	0	0
Pointing a Firearm (35-47-4-3)	0	0	0	3
Possession of Firearm on School Property (35-47-9-2)	0	0	0	0
Possession of a Machine Gun or Bomb (35-47-5-9)	0	0	0	0
Rape (35-42-4-1)	0	0	0	1
Reckless Homicide (35-42-1-5)	0	0	0	2
Resisting Law Enforcement (35-44-3-3)	0	0	0	0
Robbery (35-42-5-1)	0	0	1	29
Sell, Manufacture, Possess, Purchase Explosive (35-47-5-1)	0	0	0	0
Sell, Transfer, HIV Blood (35-42-1-7)	0	0	0	0
Selling, Transferring, Giving Handgun to Under 18 (35-47-2-7)	0	0	0	0
Sexual Battery (35-42-4-8)	0	0	0	2
Sexual Misconduct (35-44-1-5)	0	0	0	0
Sexual Misconduct with a Minor (35-42-4-9)	0	0	0	0
Stalking (35-45-10-5)	0	0	0	0
Strangulation (35-42-2-9)	0	0	0	1
Unlawful Delivery of Confiscated Firearm (35-47-3-4)	0	0	0	0
Unlawful Use of Body Armor (35-47-5-13)	0	0	0	0
Unlawful Use of Stun Gun (35-47-8-5)	0	0	0	0
Vicarious Sexual Gratification (35-42-4-5)	0	0	0	0
Voluntary Manslaughter (35-42-1-3)	0	0	0	0
<b>Sub-Total</b>	<b>0</b>	<b>0</b>	<b>0</b>	<b>7</b>
				<b>204</b>

**LEVEL II**

Assisting a Criminal (35-44-3-2)	0	0	0	1
Chinese Throwing Star (35-47-5-12)	0	0	0	0
Criminal Gang Activity (35-45-9-3)	0	0	0	0
Criminal Recklessness (35-42-2-2)	0	0	0	0
Dealing Anabolic Steroid (16-42-19-27)	0	0	0	0
Dealing Methamphetamine (35-48-4-1.1)	0	0	0	0
Dealing in Cocaine or Narcotic Drug (35-48-4-1)	0	0	0	0
Dealing in Marijuana, Hash Oil, or Hashish (35-48-4-10)	0	0	0	2
Dealing in a Schedule I, II, or III Controlled Substance (35-48-4-2)	0	0	1	0
Dealing in a Schedule IV Controlled Substance (35-48-4-3)	0	0	1	1
Dealing in a Schedule V Controlled Substance (35-48-4-4)	0	0	0	0
Dealing in a Substance Represented to be a Controlled Substance (35-48-4-4.5)	0	0	0	0
Delivery of Weapon to Intoxicated Person (35-47-4-1)	0	0	0	0
Disarming Law Enforcement Officer (35-44.1-3-2)	0	0	0	2
Escape/Failure to Return to Lawful Detention (35-44-3-5)	0	0	2	10
Inmate w/ Deadly Weapon (35-44.1-3-7)	0	0	0	0
Interference with Custody (35-42-3-4)	0	0	0	0
Intimidation (35-45-2-1)	0	0	2	23
Knife with Automatic Blade (35-47-5-2)	0	0	0	0
Loan Sharking (35-45-7-2)	0	0	0	0
Maintaining a Common Nuisance (35-48-4-13)	0	0	0	0
Making loan secured by mortgage, deposit or pledge of handgun (35-47-4-2)	0	0	0	0
Manufacture, Distribution, Possession of a Substance Represented to be a Controlled Substance (35-48-4-4)	0	0	0	0
Neglect of a Dependent (35-46-1-4)	0	0	0	0
Poss Precursors w/ Intent to Manufacture Etc. (35-48-4-14.5)	0	0	0	0
Possession of a Controlled Substance (35-48-4-7)	0	0	1	0
Possession of a Knife on School Property (35-47-5-2.5)	0	0	0	1
Promoting Prostitution (35-45-4-4)	0	0	0	0
Purchase, Possession or Sale of Stun Gun (35-47-8-5)	0	0	0	0
Resisting Law Enforcement (35-44-3-3)	0	0	0	12
Rioting with a Deadly Weapon (35-45-1-2)	0	0	0	0
Sale, Possession, Use of Legend Drug (16-42-19-27)	0	0	0	0
Sexual Misconduct with a Minor (35-42-4-9)	0	0	0	0
Stalking (35-45-10-5)	0	0	0	0
Trafficking with an Inmate (35-44-3-9)	0	0	0	0
Use of Stun Gun in Commission of a Crime (35-47-8-5)	0	0	0	0
<b>Sub-Total</b>	<b>0</b>	<b>0</b>	<b>7</b>	<b>52</b>

**LEVEL III**

Accident /Failure to Stop (9-26-1-8)	0	0	0	0
Accident, Property Damage with Injury (9-26-1-8)	0	0	0	0
Altering or Damaging Computer (35-43-1-4)	0	0	0	0
Auto Theft, Receiving Stolen Parts (35-43-4-2.5)	0	0	4	21
Battery (35-42-2-1)	0	0	6	33
Battery by Bodily Waste (35-42-2-6)	0	0	0	0
Bestiality	0	0	0	0
Bribery (35-44-1-1)	0	0	0	0

LEVEL III (cont'd)	NUMBER OF OFFENSES			
	This Month		This Calendar Year	
	Female	Male	Female	Male
Burglary (35-43-2-1)	0	0	0	0
Check Deception (35-43-5-5)	0	0	0	0
Check Fraud (35-43-5-12)	0	0	0	0
Child Exploitation (35-42-4-4)	0	0	0	0
Controlled Substance Registration (35-48-4-14)	0	0	0	0
Conversion (35-43-4-3)	0	0	1	10
Criminal Mischief (35-43-1-2)	0	0	3	32
Criminal Recklessness (35-42-2-2)	0	0	0	1
Criminal Trespass (35-43-2-2)	0	0	2	6
Dealing in Altered Property (35-43-4-2.3)	0	0	0	0
Dealing in Marijuana, Hash Oil, or Hashish (35-48-4-10)	0	0	0	0
Dealing in Paraphernalia (35-48-4-8.5)	0	0	0	0
Dealing in a Schedule IV Controlled Substance (35-48-4-3)	0	0	0	0
Distribution of Material Harmful to Minor (35-49-3-3)	0	0	0	0
Escape/Failure to Return to Lawful Detention (35-44-3-5)	0	0	4	21
Failure to Appear (35-44-3-6)	0	0	0	0
False Reporting (35-44-2-2)	0	0	0	0
Forgery (35-43-5-2)	0	0	0	0
Fraud (35-43-5-4)	0	0	0	2
Fraud on Financial Institution (35-45-5-8)	0	0	0	0
Home Improvement Fraud (35-43-6-13)	0	0	0	0
Identity Deception (35-43-5-3.5)	0	0	0	0
Interference with Custody (35-42-3-4)	0	0	0	0
Interference with Reporting Crime (35-42-2-5)	0	0	0	1
Invasion of Privacy (35-46-1-15.1)	0	0	0	1
Kill Domestic Animal	0	0	0	0
Manufacture of Paraphernalia (35-48-4-8.1)	0	0	0	0
Nonsupport of Child (35-46-1-5)	0	0	0	0
Nonsupport of Spouse (35-46-1-6)	0	0	0	0
Obscene Performance (35-49-3-1)	0	0	0	0
Obstructing Fireman (35-44-3-8)	0	0	0	0
Obstructing Traffic (35-42-2-4)	0	0	0	0
Obstruction of Justice (35-44-3-4)	0	0	1	0
Operating Vehicle After Lifetime Forfeiture (9-30-10-17)	0	0	0	0
Operating Vehicle While Intoxicated (9-30-5-4)	0	0	0	0
Operating Vehicle While Intoxicated with Prior (9-30-5-3)	0	0	0	0
Patronizing a Prostitute (35-45-4-3)	0	0	0	0
Perjury (35-44-2-1)	0	0	0	0
Possession of Cocaine or Narcotic Drug (35-48-4-6)	0	0	0	0
Possession of Marijuana, Hash Oil, or Hashish (35-48-4-11)	0	0	0	0
Possession of Methamphetamines (35-48-4-6.1)	0	0	2	3
Possession of Paraphernalia (35-48-4-8.3)	0	0	0	0
Possession of a Controlled Substance (35-48-4-7)	0	0	2	3
Possession of a Syringe (16-42-19-18)	0	0	2	0
Possession/Use of Legend Drug (16-42-19-13)	0	0	0	1
Professional Gambling (35-45-5-3)	0	0	0	0
Profiting from Adoption (35-46-1-9)	0	0	0	0
Promoting Professional Gambling (35-45-5-4)	0	0	0	0
Promoting Prostitution (35-45-4-4)	0	0	0	0
Prostitution (35-45-4-2)	0	0	0	0
Public Indecency (35-45-4-1)	0	0	0	3
Public Nudity (35-45-4-1.5)	0	0	0	0
Railroad Mischief (35-42-2-5.5)	0	0	0	0
Receiving Stolen Auto Parts (35-43-4-2.5)	0	0	0	0
Receiving Stolen Property (35-43-4-2)	0	0	0	0
Residential Entry (35-43-2-1.5)	0	0	1	4
Resisting Law Enforcement (35-44-3-3)	0	0	8	34
Rioting (35-45-1-2)	0	0	0	0

LEVEL III (cont'd)	NUMBER OF OFFENSES			
	This Month		This Calendar Year	
	Female	Male	Female	Male
Sale, Possession, Use of Legend Drug (16-42-19-27)	0	0	0	0
Selling, Distributing, Exhibiting Obscene Material (35-49-3-1)	0	0	0	0
Stalking (35-45-10-5)	0	0	0	0
Synthetic Drug (35-48-4-11.5)	0	0	0	0
Theft (35-43-4-2)	0	0	6	44
Torture or Mutilation of Animal (35-46-3-12)	0	0	0	0
Trafficking with an Inmate (35-44-3-9)	0	0	0	0
Unauthorized Possession of Prescription Form (35-48-4-14)	0	0	0	0
Unlawful Entry of Motor Vehicle (35-43-4-2.7)	0	0	0	1
Voyeurism (35-45-4-5)	0	0	0	0
Welfare Fraud (35-43-5-7)	0	0	0	0
<b>Sub-Total</b>	<b>0</b>	<b>0</b>	<b>42</b>	<b>221</b>

#### LEVEL IV

Absence From Home Detention (35-38-2.5-10)	0	0	0	1
Accident/Failure to Stop (9-26-1-8)	0	0	0	2
Alcohol Violation (31-37-2-6)	0	0	0	1
Animal Cruelty (35-46-3-12)	0	0	0	0
Assisting a Criminal (35-44-3-2)	0	0	0	0
Beats Vertebrate Animal (35-46-3-12)	0	0	0	0
Check Deception (35-43-5-5)	0	0	0	0
Common Nuisance (35-48-4-13)	0	0	0	1
Computer Trespassing (35-43-2-3)	0	0	0	0
Counterfeiting Auto Registration (9-18-2-42)	0	0	0	0
Counterfeiting a Driver's License (9-24-18-7)	0	0	0	0
Curfew Violation (31-37-2-5)	0	0	0	0
Deception (35-43-5-3)	0	0	0	0
Deer Outside Hours (14-22-6-1)	0	0	0	0
Deer w/ Illegal Device (14-22-6-1)	0	0	0	0
Disorderly Conduct (35-45-1-3)	0	0	2	12
Dissemination of Material Harmful to Minor (35-49-3-3)	0	0	0	0
Driving While Intoxicated (9-11-2-3)	0	0	0	0
Driving with Suspended License (9-24-19-2)	0	0	0	0
Exploitation of Dependent/Endangered Adult (35-46-1-12)	0	0	0	0
Failure to Appear (35-44-3-6)	0	0	0	0
Failure to Disclose Recruitment (35-46-4-4)	0	0	0	0
Failure to Respond to Summons (35-44-3-6.5)	0	0	0	0
False Auto Registration (9-18-2-44)	0	0	0	0
False Identity Statement (35-44-2-6)	0	0	0	1
False Informing (35-44-2-2)	0	0	4	4
Flag Desecration (35-45-1-4)	0	0	0	0
Glue Sniffing (35-46-6-2)	0	0	0	0
Habitual Disobedience of Parent, Guardian, or Custodian (Incorrigible) (31-37-2-4)	0	0	0	1
Harassment (35-45-2-2)	0	0	0	0
Home Improvement Fraud (35-43-6-12)	0	0	0	0
Illegal Consumption of Alcohol (7.1-5-7-7)	0	0	0	1
Illegal Possession of Alcohol (7.1-5-7-7)	0	0	1	2
Impairment of ID Number (35-43-7-4)	0	0	0	0
Interference with Custody (35-42-3-4)	0	0	0	0
Interfering with Law Enforcement Animal (35-46-3-11)	0	0	0	0
Invasion of Privacy (35-46-1-15.1)	0	0	0	0
Leaving Home w/o Permission of Parent, Guardian or Custodian (Runaway) (31-37-2-2)	0	0	6	11
Leaving Scene of Accident (9-26-1-1.1)	0	0	0	0
Maintaining a Common Nuisance (35-48-4-13)	0	0	0	0
Nitrous Oxide Distribution (35-46-6-3)	0	0	0	0
Obscene Performance (35-49-3-1)	0	0	0	0
Obstructing Medical Emergency (35-44-3-8.5)	0	0	0	0
Obstructing Traffic (35-42-2-4)	0	0	0	0
Official Misconduct (35-44.1-1-1)	0	0	0	0



LEVEL IV (cont'd)	NUMBER OF OFFENSES			
	This Month		This Calendar Year	
	Female	Male	Female	Male
Operating Vehicle While Intoxicated (9-30-5-2)	0	0	0	0
Operating Vehicle While Intoxicated/Cntrl'd Sub (9-30-5-1)	0	0	0	0
Operating Vehicle w/o License (9-24-18-1)	0	0	0	5
Operating Vehicle w/o Proof of Financial (9-25-8-2)	0	0	0	0
Operating Vehicle w/o Registration/Plates (9-18-2-43)	0	0	0	0
Possession of Device/Interfere Test (35-43-5-18)	0	0	0	0
Possession of Marijuana, Hash Oil, or Hashish (35-48-4-11)	0	0	6	19
Possession of Paraphernalia (35-48-4-8.3)	0	0	3	5
Possession of Substance Represented to be a Controlled Substance (35-48-4-4.6)	0	0	0	0
Possession, Purchase, Accepting Tobacco (35-46-1-10.5)	0	0	0	0
Probation Violation	0	0	0	120
Public Intoxication (7.1-5-1-3)	0	0	0	1
Receiving Unidentified Property (35-43-7-5)	0	0	0	0
Reckless Driving (9-21-8-52)	0	0	0	0
Refusal to Aid Officer (35-44-3-7)	0	0	0	0
Refusal to Identify Self (34-28-5-3.5)	0	0	0	0
Selling, Distributing, Exhibiting Obscene Material (35-49-3-1)	0	0	0	0
Synthetic Drug (35-48-4-11.5)	0	0	0	0
Taking Deer/Turkey (14-22-6-1)	0	0	0	0
Tattooing a Minor (35-42-2-7)	0	0	0	0
Torture, Kill, Mutilate an Animal (35-46-3-12)	0	0	0	0
Unauthorized Possession of Prescription (35-48-4-14)	0	0	0	0
Unlawful Entry of Motor Vehicle (35-43-4-2.7)	0	0	1	5
Unlawful Gambling (35-45-5-2)	0	0	0	0
Unlawful Use of Railroad Right of Way (8-3-15-3)	0	0	0	0
Vending Machine Vandalism (35-43-4-7)	0	0	0	0
Violation Home Detention	0	0	0	0
Violation Suspended Commitment to DOC	0	0	3	0
Violation of Compulsory School Attendance Law (Truancy) (31-37-2-3)	0	0	0	2
Voyeurism (35-45-4-5)	0	0	0	0
Welfare Fraud (35-45-5-7)	0	0	0	0
	<b>Sub-Total</b>		<b>26</b>	<b>194</b>
	<b>GRAND TOTAL NUMBER OF OFFENSES</b>		<b>82</b>	<b>671</b>

**Indiana Department of Correction**  
**Table 17**  
**Number of Juvenile Offenders by Most Serious Offense**  
**Committed to the Indiana Department of Correction**

**December 2021**

MOST SERIOUS OFFENSE (Citation Code)	NUMBER OF JUVENILES			
	This Month		This Calendar Year	
LEVEL I	Female	Male	Female	Male
Aggravated Battery (35-42-2-1.5)	0	0	0	2
Arson (35-43-1-1)	0	0	0	1
Battery (35-42-2-1)	1	2	3	11
Battery by Bodily Waste (35-42-2-6)	0	1	0	5
Burglary (35-43-2-1)	0	1	0	13
Carjacking (35-42-5-2)	0	0	0	0
Carrying Handgun w/o License (35-47-2-1)	0	0	0	14
Changing, Altering, Removing, Obliterating ID of Handgun (35-47-2-18)	0	0	0	0
Child Exploitation (35-42-4-4)	0	0	1	2
Child Molesting (35-42-4-3)	0	3	0	13
Child Seduction (35-42-4-7)	0	0	0	0
Child Selling (35-46-1-4)	0	0	0	0
Child Solicitation (35-42-4-6)	0	0	0	0
Child in Possession of Handgun (35-47-10-5)	0	0	0	0
Consumer Product Tampering (35-45-8-3)	0	0	0	0
Criminal Confinement (35-42-3-3)	0	0	0	1
Criminal Deviate Conduct (35-42-4-2)	0	0	0	0
Criminal Gang Intimidation (35-45-9-4)	0	0	0	0
Criminal Gang Recruitment	0	0	0	0
Criminal Recklessness (35-42-2-2)	0	1	0	13
Dangerous Possession of a Firearm (35-47-10-5)	0	3	0	16
Dealing in a Sawed-Off Shotgun (35-47-5-4.1)	0	0	0	0
Distribution of a Destructive Device (IC 35-47.5-5-5)	0	0	0	0
Domestic Battery (35-42-2-1.3)	0	2	2	14
Driving While Intoxicated Resulting in Death (9-30-5-5)	0	0	0	0
False Application for Handgun (35-47-2-8)	0	0	0	0
False, Altering Handgun License (35-47-2-22)	0	0	0	0
Feticide (35-42-1-6)	0	0	0	0
Handgun, False ID (35-47-2-17)	0	0	0	0
Incest (35-46-1-3)	0	0	0	0
Interference with Custody (35-42-3-4)	0	0	0	0
Intimidation (35-45-2-1)	0	0	0	0
Involuntary Manslaughter (35-42-1-4)	0	0	0	0
Kidnapping (35-42-3-2)	0	0	0	0
Murder (35-42-1-1)	0	0	0	2
Neglect of a Dependent (35-46-1-4)	0	0	0	0
Operation of a Machine Gun/Hurling a Bomb (35-47-5-9)	0	0	0	0
Overpass Mischief (35-42-2-5)	0	0	0	0
Pointing a Firearm (35-47-4-3)	0	0	0	1
Possession of Firearm on School Property (35-47-9-2)	0	0	0	0
Possession of a Machine Gun or Bomb (35-47-5-9)	0	0	0	0
Rape (35-42-4-1)	0	0	0	1
Reckless Homicide (35-42-1-5)	0	0	0	2
Resisting Law Enforcement (35-44-3-3)	0	0	0	0
Robbery (35-42-5-1)	0	1	1	22
Sell, Manufacture, Possess, Purchase Explosive (35-47-5-1)	0	0	0	0
Sell, Transfer, HIV Blood (35-42-1-7)	0	0	0	0
Selling, Transferring, Giving Handgun to Under 18 (35-47-2-7)	0	0	0	0
Sexual Battery (35-42-4-8)	0	0	0	1
Sexual Misconduct (35-44-1-5)	0	0	0	0

LEVEL I (cont'd)	NUMBER OF JUVENILES			
	This Month		This Calendar Year	
	Female	Male	Female	Male
Sexual Misconduct with a Minor (35-42-4-9)	0	0	0	0
Stalking (35-45-10-5)	0	0	0	0
Strangulation (35-42-2-9)	0	0	0	0
Unlawful Delivery of Confiscated Firearm (35-47-3-4)	0	0	0	0
Unlawful Use of Body Armor (35-47-5-13)	0	0	0	0
Unlawful Use of Stun Gun (35-47-8-5)	0	0	0	0
Vicarious Sexual Gratification (35-42-4-5)	0	0	0	0
Voluntary Manslaughter (35-42-1-3)	0	0	0	0
<b>Sub-Total</b>	<b>1</b>	<b>14</b>	<b>7</b>	<b>134</b>

### LEVEL II

Assisting a Criminal (35-44-3-2)	0	0	0	0
Chinese Throwing Star (35-47-5-12)	0	0	0	0
Criminal Gang Activity (35-45-9-3)	0	0	0	0
Criminal Recklessness (35-42-2-2)	0	0	0	0
Dealing Anabolic Steroid (16-42-19-27)	0	0	0	0
Dealing Methamphetamine (35-48-4-1.1)	0	0	0	0
Dealing in Cocaine or Narcotic Drug (35-48-4-1)	0	0	0	0
Dealing in Marijuana, Hash Oil, or Hashish (35-48-4-10)	0	0	0	1
Dealing in a Schedule I, II, or III Controlled Substance (35-48-4-2)	0	0	1	0
Dealing in a Schedule IV Controlled Substance (35-48-4-3)	0	1	1	1
Dealing in a Schedule V Controlled Substance (35-48-4-4)	0	0	0	0
Dealing in a Substance Represented to be a Controlled Substance (35-48-4-4.5)	0	0	0	0
Delivery of Weapon to Intoxicated Person (35-47-4-1)	0	0	0	0
Disarming Law Enforcement Officer (35-44.1-3-2)	0	0	0	0
Escape/Failure to Return to Lawful Detention (35-44-3-5)	0	1	1	8
Inmate w/ Deadly Weapon (35-44.1-3-7)	0	0	0	0
Interference with Custody (35-42-3-4)	0	0	0	0
Intimidation (35-45-2-1)	1	1	2	16
Knife with Automatic Blade (35-47-5-2)	0	0	0	0
Loan Sharking (35-45-7-2)	0	0	0	0
Maintaining a Common Nuisance (35-48-4-13)	0	0	0	0
Making loan secured by mortgage, deposit or pledge of handgun (35-47-4-2)	0	0	0	0
Manufacture, Distribution, Possession of a Substance Represented to be a Controlled Substance (35-48-4-4.5)	0	0	0	0
Neglect of a Dependent (35-46-1-4)	0	0	0	0
Poss precursors w/intent to manufacture etc. (35-48-4-14.5)	0	0	0	0
Possession of a Controlled Substance (35-48-4-7)	0	0	0	0
Possession of a Knife on School Property (35-47-5-2.5)	0	0	0	1
Promoting Prostitution (35-45-4-4)	0	0	0	0
Purchase, Possession or Sale of Stun Gun (35-47-8-5)	0	0	0	0
Resisting Law Enforcement (35-44-3-3)	0	2	0	6
Rioting with a Deadly Weapon (35-45-1-2)	0	0	0	0
Sale, Possession, Use of Legend Drug (16-42-19-27)	0	0	0	0
Sexual Misconduct with a Minor (35-42-4-9)	0	0	0	0
Stalking (35-45-10-5)	0	0	0	0
Trafficking with an Inmate (35-44-3-9)	0	0	0	0
Use of Stun Gun in Commission of a Crime (35-47-8-5)	0	0	0	0
<b>Sub-Total</b>	<b>1</b>	<b>5</b>	<b>5</b>	<b>33</b>

### LEVEL III

Accident /Failure to Stop (9-26-1-8)	0	0	0	0
Accident, Property Damage with Injury (9-26-1-8)	0	0	0	0
Altering or Damaging Computer (35-43-1-4)	0	0	0	0
Auto Theft, Receiving Stolen Parts (35-43-4-2.5)	0	1	1	4
Battery (35-42-2-1)	1	1	4	6
Beastiality	0	0	0	0
Bribery (35-44-1-1)	0	0	0	0
Burglary (35-43-2-1)	0	0	0	0
Check Deception (35-43-5-5)	0	0	0	0

LEVEL III (cont'd)	NUMBER OF JUVENILES			
	This Month		This Calendar Year	
	Female	Male	Female	Male
Check Fraud (35-43-5-12)	0	0	0	0
Child Exploitation (35-42-4-4)	0	0	0	0
Controlled Substance Registration (35-48-4-14)	0	0	0	0
Conversion (35-43-4-3)	0	0	1	3
Criminal Mischief (35-43-1-2)	0	0	1	5
Criminal Recklessness (35-42-2-2)	0	0	0	1
Criminal Trespass (35-43-2-2)	0	0	1	3
Dealing in Altered Property (35-43-4-2.3)	0	0	0	0
Dealing in Marijuana, Hash Oil, or Hashish (35-48-4-10)	0	0	0	0
Dealing in Paraphernalia (35-48-4-8.5)	0	0	0	0
Distribution of Material Harmful to Minor (35-49-3-3)	0	0	0	0
Escape/Failure to Return to Lawful Detention (35-44-3-5)	0	0	3	9
Failure to Appear (35-44-3-6)	0	0	0	0
False Reporting (35-44-2-2)	0	0	0	0
Forgery (35-43-5-2)	0	0	0	0
Fraud (35-43-5-4)	0	0	0	1
Fraud on Financial Institution (35-45-5-8)	0	0	0	0
Home Improvement Fraud (35-43-6-13)	0	0	0	0
Identity Deception (35-43-5-3.5)	0	0	0	0
Interference with Custody (35-42-3-4)	0	0	0	0
Interference with Reporting Crime (35-42-2-5)	0	1	0	1
Invasion of Privacy (35-46-1-15.1)	0	0	0	0
Kill Domestic Animal	0	0	0	0
Manufacture of Paraphernalia (35-48-4-8.1)	0	0	0	0
Nonsupport of Child (35-46-1-5)	0	0	0	0
Nonsupport of Spouse (35-46-1-6)	0	0	0	0
Obscene Performance (35-49-3-1)	0	0	0	0
Obstructing Fireman (35-44-3-8)	0	0	0	0
Obstructing Traffic (35-42-2-4)	0	0	0	0
Obstruction of Justice (35-44-3-4)	0	0	1	0
Operating Vehicle After Lifetime Forfeiture (9-30-10-17)	0	0	0	0
Operating Vehicle While Intoxicated (9-30-5-4)	0	0	0	0
Operating Vehicle While Intoxicated with Prior (9-30-5-3)	0	0	0	0
Patronizing a Prostitute (35-45-4-3)	0	0	0	0
Perjury (35-44-2-1)	0	0	0	0
Possession of Cocaine or Narcotic Drug (35-48-4-6)	0	0	0	0
Possession of Marijuana, Hash Oil, or Hashish (35-48-4-11)	0	0	0	0
Possession of Methamphetamines (35-48-4-6.1)	0	1	2	2
Possession of Paraphernalia (35-48-4-8.3)	0	0	0	0
Possession of a Controlled Substance (35-48-4-7)	0	0	0	1
Possession of a Syringe (16-42-19-18)	0	0	0	0
Possession/Use of Legend Drug (16-42-19-13)	0	0	0	1
Professional Gambling (35-45-5-3)	0	0	0	0
Profiting from Adoption (35-46-1-9)	0	0	0	0
Promoting Professional Gambling (35-45-5-4)	0	0	0	0
Promoting Prostitution (35-45-4-4)	0	0	0	0
Prostitution (35-45-4-2)	0	0	0	0
Public Indecency (35-45-4-1)	0	0	0	2
Public Nudity (35-45-4-1.5)	0	0	0	0
Railroad Mischief (35-42-2-5.5)	0	0	0	0
Receiving Stolen Property (35-43-4-2)	0	0	0	0
Residential Entry (35-43-2-1.5)	0	0	1	2
Resisting Law Enforcement (35-44-3-3)	0	0	2	6
Rioting (35-45-1-2)	0	0	0	0
Sale, Possession, Use of Legend Drug (16-42-19-27)	0	0	0	0
Selling, Distributing, Exhibiting Obscene Material (35-49-3-1)	0	0	0	0

LEVEL III (Cont.)	NUMBER OF JUVENILES			
	This Month		This Calendar Year	
	Female	Male	Female	Male
Stalking (35-45-10-5)	0	0	0	0
Synthetic Drug (35-48-4-11.5)	0	0	0	0
Theft (35-43-4-2)	1	1	5	10
Torture or Mutilation of Animal (35-46-3-12)	0	0	0	0
Trafficking with an Inmate (35-44-3-9)	0	0	0	0
Unauthorized Possession of Prescription Form (35-48-4-14)	0	0	0	0
Unlawful Entry of Motor Vehicle (35-43-4-2.7)	0	0	0	1
Voyeurism (35-45-4-5)	0	0	0	0
Welfare Fraud (35-43-5-7)	0	0	0	0
<b>Sub-Total</b>	<b>2</b>	<b>5</b>	<b>22</b>	<b>58</b>
<b>LEVEL IV</b>				
Absence From Home Detention (35-38-2.5-10)	0	0	0	0
Accident/Failure to Stop (9-26-1-8)	0	0	0	0
Assisting a Criminal (35-44-3-2)	0	0	0	0
Beats Vertebrate Animal (35-46-3-12)	0	0	0	0
Check Deception (35-43-5-5)	0	0	0	0
Common Nuisance (35-48-4-13)	0	0	0	0
Computer Trespassing (35-43-2-3)	0	0	0	0
Counterfeiting Auto Registration (9-18-2-42)	0	0	0	0
Counterfeiting a Driver's License (9-24-18-7)	0	0	0	0
Curfew Violation (31-37-2-5)	0	0	0	0
Deception (35-43-5-3)	0	0	0	0
Disorderly Conduct (35-45-1-3)	0	0	0	1
Dissemination of Material Harmful to Minor (35-49-3-3)	0	0	0	0
Driving with Suspended License (9-24-19-2)	0	0	0	0
Exploitation of Dependent/Endangered Adult (35-46-1-12)	0	0	0	0
Failure to Appear (35-44-3-6)	0	0	0	0
Failure to Disclose Recruitment (35-46-4-4)	0	0	0	0
Failure to Respond to Summons (35-44-3-6.5)	0	0	0	0
False Auto Registration (9-18-2-44)	0	0	0	0
False Identity Statement (35-44-2-6)	0	0	0	0
False Informing (35-44-2-2)	0	0	1	1
Flag Desecration (35-45-1-4)	0	0	0	0
Glue Sniffing (35-46-6-2)	0	0	0	0
Habitual Disobedience of Parent, Guardian, or Custodian (Incorrigible) (31-37-2-4)	0	0	0	0
Harassment (35-45-2-2)	0	0	0	0
Home Improvement Fraud (35-43-6-12)	0	0	0	0
Illegal Consumption of Alcohol (7.1-5-7-7)	0	0	0	0
Illegal Possession of Alcohol (7.1-5-7-7)	0	0	0	0
Impairment of ID Number (35-43-7-4)	0	0	0	0
Interference with Custody (35-42-3-4)	0	0	0	0
Interfering with Law Enforcement Animal (35-46-3-11)	0	0	0	0
Invasion of Privacy (35-46-1-15.1)	0	0	0	0
Leaving Home w/o Permission of Parent, Guardian or Custodian (Runaway) (31-37-2-2)	0	0	0	0
Nitrous Oxide Distribution (35-46-6-3)	0	0	0	0
Obscene Performance (35-49-3-1)	0	0	0	0
Obstructing Medical Emergency (35-44-3-8.5)	0	0	0	0
Obstructing Traffic (35-42-2-4)	0	0	0	0
Operating Vehicle While Intoxicated (9-30-5-2)	0	0	0	0
Operating Vehicle While Intoxicated/Cntrl'd Sub (9-30-5-1)	0	0	0	0
Operating Vehicle w/o License (9-24-18-1)	0	1	0	2
Operating Vehicle w/o Proof of Financial (9-25-8-2)	0	0	0	0
Operating Vehicle w/o Registration/Plates (9-18-2-43)	0	0	0	0
Possession of Marijuana, Hash Oil, or Hashish (35-48-4-11)	0	2	2	4
Possession of Paraphernalia (35-48-4-8.3)	0	0	1	0
Possession of Substance Represented to be a Controlled Substance (35-48-4-4.6)	0	0	0	0
Possession, Purchase, Accepting Tobacco (35-46-1-10.5)	0	0	0	0
Probation Violation	0	0	0	0
Public Intoxication (7.1-5-1-3)	0	0	0	0
Receiving Unidentified Property (35-43-7-5)	0	0	0	0
Reckless Driving (9-21-8-52)	0	0	0	0
Refusal to Aid Officer (35-44-3-7)	0	0	0	0

LEVEL IV (cont'd)	NUMBER OF JUVENILES				
	This Month		This Calendar Year		
	Female	Male	Female	Male	
Refusal to Identify Self (34-28-5-3.5)	0	0	0	0	
Selling, Distributing, Exhibiting Obscene Material (35-49-3-1)	0	0	0	0	
Synthetic Drug	0	0	0	0	
Torture, Kill, Mutilate an Animal (35-46-3-12)	0	0	0	0	
Unauthorized Possession of Prescription (35-48-4-14)	0	0	0	0	
Unlawful Entry of Motor Vehicle (35-43-4-2.7)	0	0	0	0	
Unlawful Gambling (35-45-5-2)	0	0	0	0	
Unlawful Use of Railroad Right of Way (8-3-15-3)	0	0	0	0	
Vending Machine Vandalism (35-43-4-7)	0	0	0	0	
Violation Home Detention	0	0	0	0	
Violation Suspended Commitment to DOC	0	0	0	0	
Violation of Compulsory School Attendance Law (Truancy) (31-37-2-3)	0	0	0	0	
Voyeurism (35-45-4-5)	0	0	0	0	
Welfare Fraud (35-45-5-7)	0	0	0	0	
	<b>Sub-Total</b>	<b>0</b>	<b>3</b>	<b>4</b>	<b>8</b>
<b>GRAND TOTAL NUMBER OF JUVENILES</b>		<b>4</b>	<b>27</b>	<b>38</b>	<b>233</b>

**Indiana Department of Correction**  
**Table 18**  
**Juvenile Female New Commitments**

<u>Month</u>	<u>2016</u>	<u>2017</u>	<u>2018</u>	<u>2019</u>	<u>2020</u>	<u>2021</u>
January	6	2	3	10	3	4
February	10	5	8	4	5	0
March	11	6	4	7	3	1
April	9	2	7	3	5	3
May	4	6	8	8	5	6
June	11	7	2	3	4	6
July	4	8	12	9	3	3
August	4	5	4	2	1	5
September	7	8	8	4	4	3
October	5	6	5	6	2	2
November	6	7	8	2	5	3
December	<u>5</u>	<u>12</u>	<u>8</u>	<u>5</u>	<u>3</u>	<u>3</u>
<b>TOTALS</b>	<b>82</b>	<b>74</b>	<b>77</b>	<b>63</b>	<b>43</b>	<b>39</b>

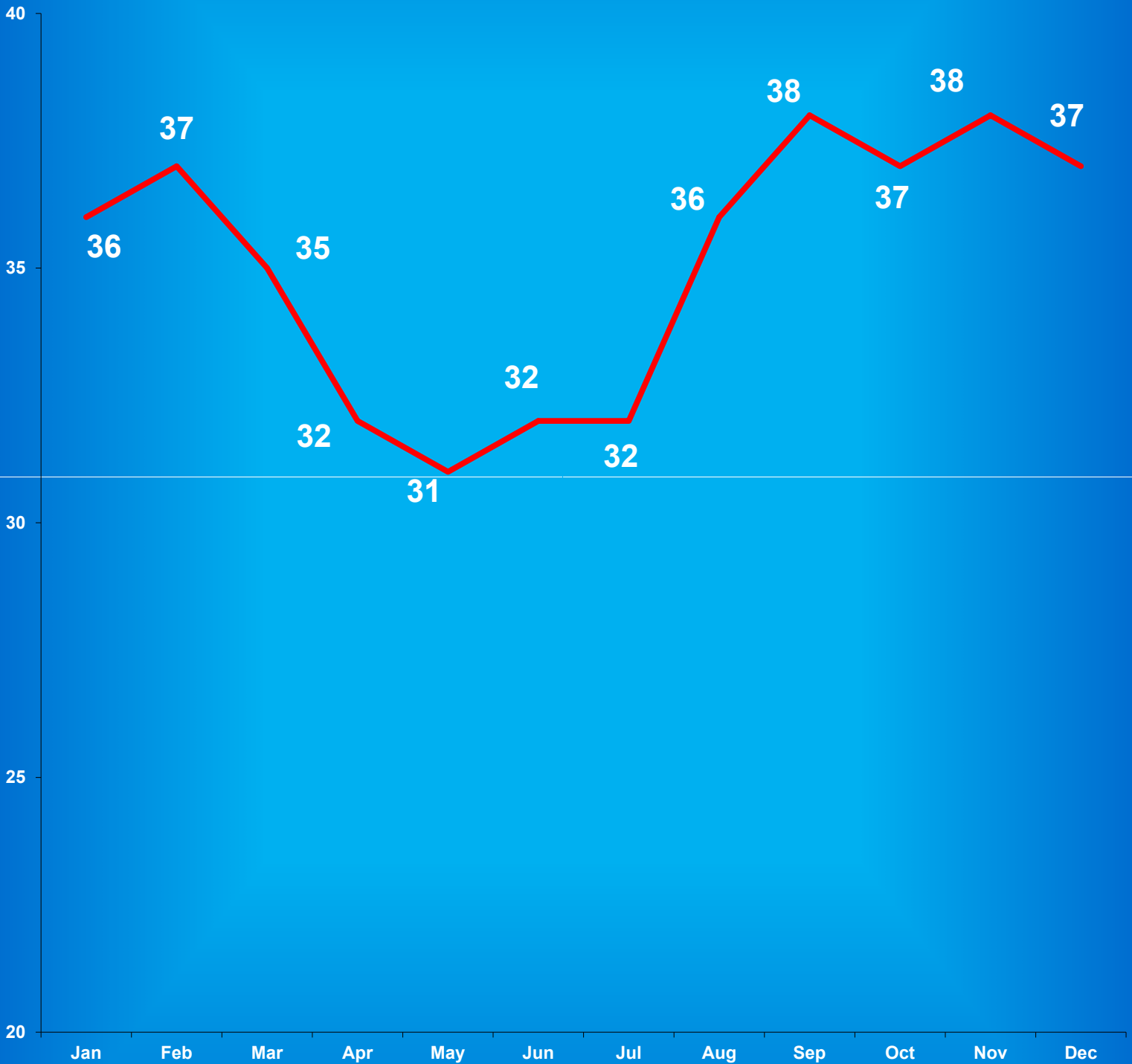
Source: SAS - mnthadm4.pgm

# Indiana Department of Correction

## Graph G

### Average Daily Juvenile Female Offender Populations

Calendar Year 2021





**Indiana Department of Correction**  
**Table 19**  
**Juvenile Male New Commitments**

<u>Month</u>	<u>2016</u>	<u>2017</u>	<u>2018</u>	<u>2019</u>	<u>2020</u>	<u>2021</u>
January	39	26	46	36	28	6
February	40	26	38	36	21	16
March	69	36	33	17	32	28
April	33	45	27	24	17	22
May	44	35	42	30	11	23
June	40	48	29	27	14	23
July	29	40	29	47	17	21
August	38	48	28	37	15	15
September	36	43	41	23	20	23
October	24	39	24	34	17	9
November	28	48	34	26	19	22
December	<u>30</u>	<u>34</u>	<u>52</u>	<u>23</u>	<u>20</u>	<u>28</u>
<b>TOTALS</b>	<b>450</b>	<b>468</b>	<b>423</b>	<b>360</b>	<b>231</b>	<b>236</b>

Source: SAS - mnthadm4.pgm

# Indiana Department of Correction

## Graph H

### Average Daily Juvenile Male Offender Populations

Calendar Year 2021





# Juvenile Reintegration Districts



District #8

District #6

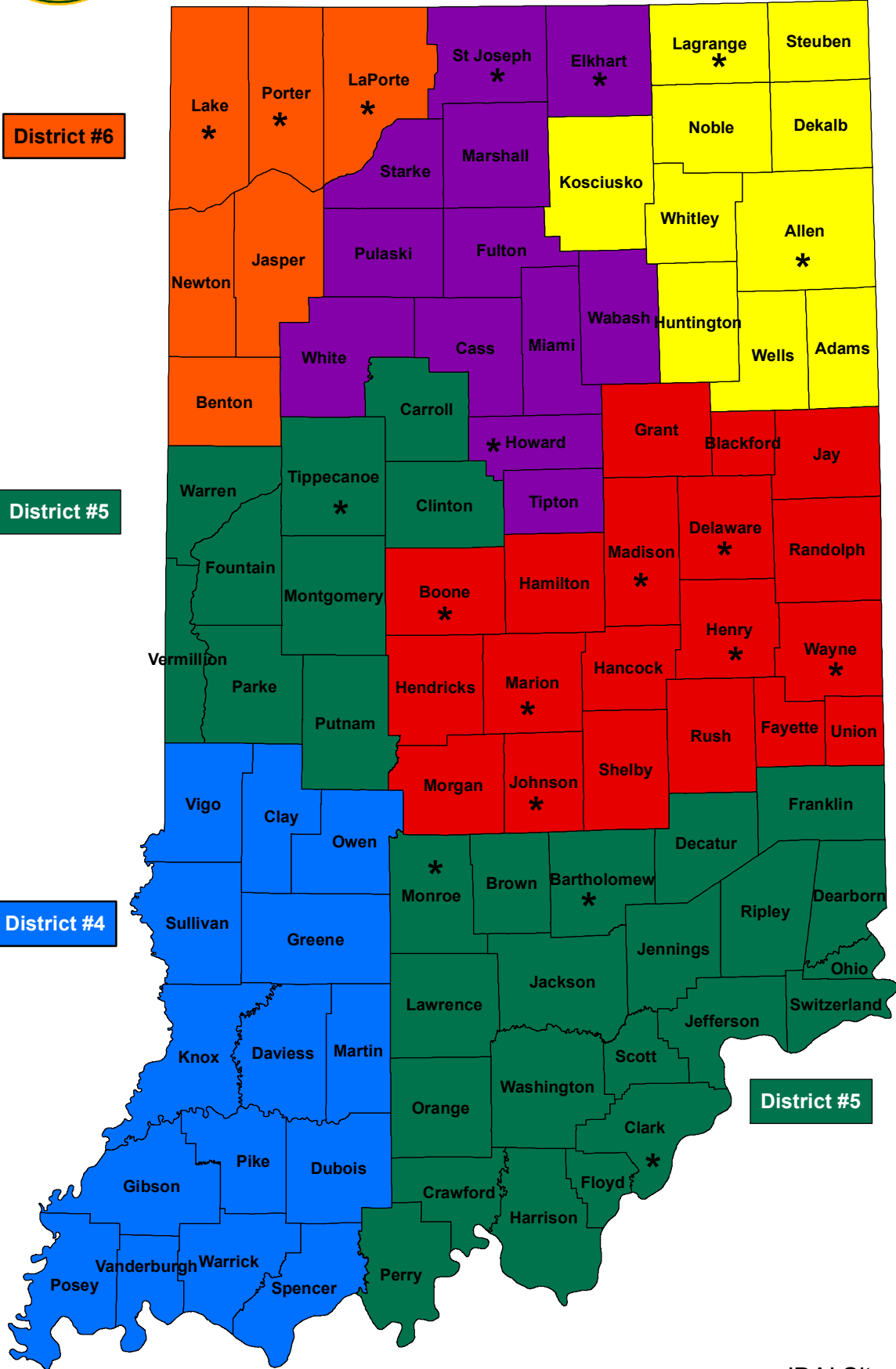
District #2

District #5

District #3

District #4

District #5



\*JDAI Site

**Indiana Department of Correction**  
**Table 20**  
**Juvenile Parole Caseload on January 01, 2022**

<u>Juvenile Reintegration Districts</u>	<b>Indiana Parolees</b>		<b>Other Jurisdiction</b>		<u>Total</u>
	<u>Juvenile Male</u>	<u>Juvenile Female</u>	<u>Juvenile Male</u>	<u>Juvenile Female</u>	
<i>Interstate Compact (RD0)*</i>	2	0	0	0	2
			<u>District Supervision Breakdown</u> as follows:		
Re-Entry Parole (PD1)	0	0	0	0	0
Fort Wayne (PD2)	9	2	1	0	12
Indianapolis (PD3)	7	0	3	0	10
Evansville (P4A)	2	0	0	0	2
Terre Haute (P4B)	2	0	0	0	2
Bloomington (PD5)	0	1	0	0	1
Gary (PD6)	0	0	0	0	0
New Castle (PD7)	5	0	0	0	5
South Bend (PD8)	3	0	1	0	4
Madison (PD9)	2	0	0	0	2
<b>Total</b>	<b>32</b>	<b>3</b>	<b>5</b>	<b>0</b>	<b>40</b>

**Total Juvenile Parole Population on the First Day of Each Month**

<u>Calendar Year 2021</u>	<b>Indiana Parolees</b>		<b>Other Jurisdiction</b>		<u>Total</u>
	<u>Juvenile Male</u>	<u>Juvenile Female</u>	<u>Juvenile Male</u>	<u>Juvenile Female</u>	
January	24	0	11	0	35
February	21	2	9	0	32
March	24	2	7	0	33
April	30	3	9	0	42
May	29	1	8	0	38
June	28	4	10	1	43
July	30	6	9	1	46
August	31	6	9	0	46
September	37	3	9	0	49
October	35	3	8	0	46
November	31	3	9	0	43
December	34	4	7	0	45
<u>Calendar Year 2022</u>					
January	32	3	5	0	40

*\* Includes Indiana parolees who are serving their parole in another state, as well as offenders from other States being supervised in Indiana (Interstate Compact)*

Sources:  
Parole Division  
SAS - juvparl2.pgm

**Indiana Department of Correction  
Indiana Government Center South, Room E334  
302 W. Washington Street  
Indianapolis, IN 46204**

**Prepared by:  
Scott Haskett, Data Analyst  
[CHaskett2@idoc.in.gov](mailto:CHaskett2@idoc.in.gov)**

**This report and previous reports may be found at:**

**<http://www.in.gov/idoc/2376.htm>**



# CHANGING LIVES

The logo for the Indiana Department of Correction is circular, featuring a central torch surrounded by stars. The words "EMPLOYEES", "EFFICIENCY", and "EFFECTIVENESS" are arranged around the torch. The outer ring of the logo contains the text "INDIANA DEPARTMENT OF CORRECTION". A blue silhouette of the state of Indiana is positioned behind the word "LIVES" in the main title.

The Indiana Department of Correction advances public safety and successful re-entry through dynamic supervision, programming, and partnerships.