


Indiana Department of Correction

Division of Data Science and Analytics



Offender Population Statistical Report

- FEBRUARY 2022 -

Rob Carter, Commissioner

**Indiana Department of Correction
Indiana Government Center South, Room E334
302 W. Washington Street
Indianapolis, IN 46204**

**Prepared by:
Scott Haskett, Data Analyst
CHaskett2@idoc.in.gov**

This report and previous reports may be found at:

<http://www.in.gov/idoc/2376.htm>



Definitions

For this report, the following definitions apply:

Admission – The means by which an offender enters the custody or jurisdiction of the Indiana Department of Correction. For this report, except for the return of an escapee, this does not include a return from a temporary absence.

Average Daily Population – The sum of the daily beginning counts for a month, divided by that month's number of daily beginning counts.

Beginning Count – The number of offenders physically present at the beginning of the day (ie, 0000:01 hours).

Class A Felony – An offense whereby a person convicted of this felony shall be imprisoned for a fixed term of thirty years, with not more than twenty years added for aggravating circumstances, or not more than ten years subtracted for mitigating circumstances.

Class B Felony – An offense whereby a person convicted of this felony shall be imprisoned for a fixed term of ten years, with not more than ten years added for aggravating circumstances, or not more than four years subtracted for mitigating circumstances.

Class C Felony – An offense whereby a person convicted of this felony shall be imprisoned for a fixed term of four years, with not more than four years added for aggravating circumstances, or not more than two years subtracted for mitigating circumstances.

Class D Felony – An offense whereby a person convicted of this felony shall be imprisoned for a fixed term of one and one-half years, with not more than one and one-half years added for aggravating circumstances, or not more than one year subtracted for mitigating circumstances.

Class 1 Felony – An offense whereby a person convicted of this felony shall be imprisoned with a sentence range of 20-40 years, with not more than twenty years added as a habitual offender enhancement.

Class 2 Felony – An offense whereby a person convicted of this felony shall be imprisoned with a sentence range of 10-30 years, with not more than twenty years added as a habitual offender enhancement.

Class 3 Felony – An offense whereby a person convicted of this felony shall be imprisoned with a sentence range of 3-16 years, with not more than twenty years added as a habitual offender enhancement.

Class 4 Felony – An offense whereby a person convicted of this felony shall be imprisoned with a sentence range of 2-12 years, with not more than twenty years added as a habitual offender enhancement.

Class 5 Felony – An offense whereby a person convicted of this felony shall be imprisoned with a sentence range of 1-6 years, with not more than six years added as a habitual offender enhancement.

Class 6 Felony – An offense whereby a person convicted of this felony shall be imprisoned with a sentence range of 0.5-2.5 years, with not more than six years added as a habitual offender enhancement.

Contracted Beds - Those offenders who have been committed to the Indiana Department of Correction but are housed in a local work release facility under contract of a 3rd party provider.

County Jail "Back-ups" (Jail Bed Count) – Those offenders who have been committed to the Indiana Department of Correction but are housed in a county jail until they can be transferred to a Department of Correction intake facility. The county receives \$35.00 per day, per offender, to house these offenders.

Ending Count – The number of offenders physically present at the end of the day (i.e., 2400:00 hours).

Felon – A person convicted in any jurisdiction who might have been imprisoned for more than one year.

Murder - An offense whereby a person convicted of this felony shall be imprisoned for a fixed term of fifty-five years, with not more than ten years added for aggravating circumstances, or not more than ten years subtracted for mitigating circumstances.

Definitions Continued

Operational Capacity – The total bed capacity of the facility. The capacity of a facility is the number of beds authorized for safe and efficient operation of the facility.

Pre-Dispositional – An individual ordered by the Court to the Indiana Department of Correction for evaluation prior to sentencing.

Release – The means by which an offender leaves the custody or jurisdiction of the Indiana Department of Correction. For this report, except for an escape, this does not include a temporary absence.

Safekeeper – An individual whom the Court has determined to be in imminent danger of serious bodily injury or death, or who represents a substantial threat to the safety of others, and whom the Court has ordered to the Indiana Department of Correction for custody and security control.

Maximum Level Facilities – Maximum security facilities have very restrictive security measures and housing is celled space.

Medium Level Facilities – Medium security facilities have moderate degree of security measures and housing consists of dormitories and celled space.

Minimum Level Facilities – Minimum Security Facilities have the least restrictive security measures and housing is dormitory style. Also included as minimum security are work release program offenders who leave the facility for outside employment but return nightly.

Intake Facilities – Intake facilities are designated to receive newly committed adult offenders. During the intake process each offender is evaluated through interviews, reports and diagnostic tests. This evaluation forms the basis of the offenders' facility and program assignment.

Secure Housing Units – Denotes maximum control with the most restrictive security measures in place.

Vacancy – The number of beds available for assignment.

Juvenile Diagnostic/Walkthrough – A Juvenile court can order a youth to the Department of Correction to be temporarily committed for not more than 14 days (excluding Saturdays, Sundays, and Legal holidays) for the purpose of an evaluation. The youth must be adjudicated delinquent, and the order must be prior to disposition. The department will send a report to the court of the written findings.

Indiana Department of Correction Population Summary

- There were 21,397 adult male offenders (including 805 county jail “back-ups” and 55 in contracted beds) on March 01, 2022. This population is 9% below operational bed capacity for general population.
- There were 2,149 adult female offenders (including 70 county jail “back-ups” and 35 in contracted beds) on March 01, 2022. This population is 21% below the operational bed capacity.
- There were 251 juvenile male offenders in the Department’s facilities on March 01, 2022. This population is 54% below the operational bed capacity.
- There were 39 juvenile female offenders in the Department’s facilities on March 01, 2022. This population is 35% below the operational bed capacity.
- There were 5,487 adult males on parole in Indiana (4,971 Indiana parolees and 516 other jurisdiction parolees) on March 01, 2022.
- There were 553 adult females on parole in Indiana (489 Indiana parolees and 64 other jurisdiction parolees) on March 01, 2022.
- There were 500 adults admitted to IDOC (427 males and 73 females) and 708 adults released from IDOC (623 males and 85 females) in February 2022.
- There were 23 juveniles admitted to IDOC (17 males and 6 females) and 19 juveniles released from IDOC (16 males and 3 females) in February 2022.

**Indiana Department of Correction
Human Resource Report**

February 28, 2022

ADULT FACILITIES

Facility	Total Staff*	Custody Staff	Non-Custody	Vacancies	Hires - Rehires	Retired - Terminated	Inter-Agency		Contract/Vendor		
							In	Out	Aramark	Health	Education
Branchville Correctional Facility	241	169	72	33	4	5	0	0	5	29	3
Chain O'Lakes Correctional Facility	29	22	7	4	1	1	0	0	5	3	0
Correctional Industrial Facility	243	173	70	124	4	12	0	0	11	23	2
Edinburgh Correctional Facility	70	54	16	4	9	1	0	0	6	4	1
Indiana State Prison/Lakeside	396	303	93	174	11	20	0	0	14	35	1
Indiana Women's Prison	164	119	45	29	7	5	1	1	8	27	3
Madison Correctional Facility	182	127	55	33	14	8	0	0	8	26	2
Miami Correctional Facility	348	245	103	236	7	11	2	1	22	40	6
New Castle Correctional Facility**	249	175	74	188	0	0	0	0	25	60	5
Pendleton Correctional Facility	360	232	128	162	7	2	1	0	15	44	2
Plainfield Correctional Facility	314	231	83	80	21	12	0	0	23	35	3
Putnamville Correctional Facility	359	249	110	164	4	13	1	1	18	44	6
Reception-Diagnostic Center	204	158	46	43	9	2	0	0	0	31	0
Rockville Correctional Facility	219	156	63	47	1	3	0	0	13	39	2
South Bend Comm. Re-Entry Center	35	24	11	7	0	3	0	0	5	3	0
Heritage Trail DOC Staff	21	0	21	4	0	0	0	0	0	9	2
Heritage Trail GEO Staff**	51	27	24	29	0	0	0	0	0	9	0
Wabash Valley Correctional Facility	550	435	115	96	8	9	0	0	17	52	3
Westville Correctional Facility	594	447	147	176	33	29	1	0	22	53	5
Total	4,629	3,346	1,283	1,633	140	136	6	3	217	566	46

JUVENILE FACILITIES

Facility	Total Staff*	Custody Staff	Non-Custody	Vacancies	Hires - Rehires	Retired - Terminated	Inter-Agency		Contract/Vendor		
							In	Out	Aramark	Health	Education
Camp Summit	51	38	13	13	0	0	0	0	4	6	4
Logansport Intake/North Central	153	100	53	34	1	2	0	0	8	13	12
Pendleton Juvenile Correctional	218	146	72	74	3	3	0	0	10	16	22
Total	422	284	138	121	4	5	0	0	22	35	38

ADMINISTRATIVE

Central Office***	Total	568	186	382	79	9	2	1	1	0	39	2
-------------------	--------------	------------	------------	------------	-----------	----------	----------	----------	----------	----------	-----------	----------

TOTALS

STATE EMPLOYEE TOTAL	5,319	3,614	1,705	1,616	153	143	7	4	0	0	0
CONTRACT EMPLOYEE TOTAL	1,265	202	1,063	217	0	0	0	0	239	640	86
GRAND TOTAL	6,584	3,816	2,768	1,833	153	143	7	4	239	640	86

* Total Active Staff does not include those on disability, suspension, or leave with pay.

** New Castle Correctional Facility and Heritage Trail are privately contracted institutions. Their hire/rehire and termination/reitre data is not provided to DOC.

*** Includes Technology Services Division, PEN Products, Staff Development and Training, and the Parole Division (counted as Custody Staff)

Note: Total staff, custody staff, non-custody staff, and vacancy data are as of the end of the month.

Hires and re-hires, retirements and terminations, intra-agency transfer in and transfer out are the total number of actions for the month.

Source: DOC Human Resource



Offender Statistics



Indiana Department of Correction
Table 1
Offender Population & Vacancy Numbers, by Facility Security Level
March 1, 2022

Minimum Security - Adult MALE

	February Ending Count	General Population Vacancies	Programs & Treatment Vacancies	Restricted Housing & Infirmery Vacancies	Down Beds	Held Beds
Chain O'Lakes	65	37	0	0	0	0
Edinburgh	249	94	0	0	0	1
Miami - MCA	98	106	0	0	0	0
New Castle - NCA	127	75	0	0	0	2
Pendleton - IRO	0	0	0	0	220	0
Westville - WCA	333	27	13	0	2	4
Wabash Valley - WVA	106	92	0	0	0	0
Total	978	431	13	0	222	7

Re-Entry & Work Release - Adult MALE

Bartholomew Co. Re-Entry	2	18	0	0	0	0
Chain O'Lakes Re-Entry	36	2	0	0	0	0
Lake Co. Re-Entry/M	2	8	0	0	0	0
South Bend Re-Entry	174	27	0	0	0	0
VOA/Hope Hall Re-Entry	24	16	0	0	0	0
Starke Co. PI - TC	27	0	21	0	0	0
Total	265	71	21	0	0	0

Medium Security - Adult MALE

	February Ending Count	General Population Vacancies	Programs & Treatment Vacancies	Restricted Housing & Infirmery Vacancies	Down Beds	Held Beds
Branchville	1,078	270	182	3	0	0
Correctional Industrial	1,214	43	6	10	217	5
Indiana State Prison ISO	174	210	0	0	0	1
Plainfield	1,351	121	41	52	66	2
Putnamville	1,865	219	81	31	323	0
Heritage Trail	854	29	0	0	28	5
Westville	2,423	245	69	58	92	26
New Castle	2,290	42	59	18	3	19
Total	11,249	1,179	438	172	729	58

Table 1 (Cont.)

Maximum Security - Adult MALE						
--------------------------------------	--	--	--	--	--	--

	February Ending Count	General Population Vacancies	Programs & Treatment Vacancies	Restricted Housing & Infirmery Vacancies	Down Beds	Held Beds
Miami	1,582	254	6	0	1,136	6
Indiana State Prison	1,942	61	30	20	8	16
Pendleton	1,279	29	7	45	105	9
Pendleton Treatment Unit	155	0	99	0	6	0
ISR Secure Housing Unit	55	0	0	10	3	1
New Castle Annex	369	59	0	46	9	3
New Castle Mental Health	111	0	13	0	3	1
WCU Secure Housing Unit	132	0	0	4	2	0
Wabash Valley	1,709	15	33	32	3	10
WVS Secure Housing Unit	182	0	0	15	18	1
Reception Diag. Center	584	91	0	0	20	0
Total	8,100	509	188	172	1,313	47

Minumum Security & Re-Entry - Adult FEMALE						
---	--	--	--	--	--	--

	February Ending Count	General Population Vacancies	Programs & Treatment Vacancies	Restricted Housing & Infirmery Vacancies	Down Beds	Held Beds
Madison	458	388	0	0	0	2
Jefferson Co. Re-Entry	70	12	0	0	0	0
Crane House	35	10	0	0	0	0
Total	563	410	0	0	0	2

Medium Security - Adult FEMALE						
---------------------------------------	--	--	--	--	--	--

Rockville	915	44	111	7	129	0
Total	915	44	111	7	129	0

Maximum Security - Adult FEMALE						
--	--	--	--	--	--	--

Women's Prison	487	136	91	10	0	3
Rockville Intake	114	98	0	0	0	0
Total	601	234	91	10	0	3

JAIL BED COUNT						
-----------------------	--	--	--	--	--	--

Adult Male	805	N/A	N/A	N/A	N/A	N/A
Adult Female	<u>70</u>	<u>N/A</u>	<u>N/A</u>	<u>N/A</u>	<u>N/A</u>	<u>N/A</u>
Total	875					

Table 1 (Cont.)

JUVENILE OFFENDERS

Juvenile Male

	February Ending Count	General Population Vacancies	Programs & Treatment Vacancies	Restricted Housing & Infirmery Vacancies	Down Beds	Held Beds
North Central Juvenile Correctional Facility	112	61	0	0	0	1
Pendleton Juvenile Correctional Facility	139	233	0	7	0	12
Total	251	294	0	7	0	13

Juvenile Female

LaPorte Juvenile Correctional Facility	39	21	0	2	0	0
--	----	----	---	---	---	---

TOTALS

	February Ending Count	General Population Vacancies	Programs & Treatment Vacancies	Restricted Housing & Infirmery Vacancies	Down Beds	Held Beds
GRAND TOTAL FOR ALL ADULT MALES (Includes Jail Bed Count and Contracted Beds)	21,397	2,190	660	344	2,264	112
TOTAL FOR ADULT MALES IDOC FACILITIES ONLY	20,537	2,148	639	344	2,264	112
GRAND TOTAL FOR ALL ADULT FEMALES (Includes Jail Bed Count and Contracted Beds)	2,149	688	202	17	129	5
TOTAL FOR ADULT FEMALES IDOC FACILITIES ONLY	2,044	666	202	17	129	5
TOTAL FOR JUVENILE MALES	251	294	0	7	0	13
TOTAL FOR JUVENILE FEMALES	39	21	0	2	0	0
GRAND TOTAL FOR THE DEPARTMENT (Includes Jail Bed Count and Contracted Beds)	23,836	3,193	862	370	2,393	130
GRAND TOTAL FOR THE DEPARTMENT (Excludes Jail Bed Count and Contracted Beds)	22,871	3,129	841	370	2,393	130

Sources: Planning Division Facility Body Count Report
 Planning Division Juvenile Daily Count Report
 OIS - Jail Bed Count
 Operational Support Services - Vacancy Report

Indiana Department of Correction
Table 2
Operational Capacity Compared to Population, by Facility
March 1, 2022

Minimum Security - Adult MALE					
	January Operational Capacity	February Operational Capacity	February Adjusted Operational Capacity*	February Ending Count	Percent +/- Capacity
Chain O'Lakes	102	102	102	65	-36%
Edinburgh	344	344	343	249	-27%
Miami - MCA	204	204	204	98	-52%
New Castle - NCA	204	204	202	127	-37%
Pendleton - IRO	220	220	220	0	-100%
Westville - WCA	379	379	360	333	-8%
Wabash Valley - WVA	<u>198</u>	<u>198</u>	<u>198</u>	106	<u>-46%</u>
Total	1,651	1,651	1,409	978	-31%

Re-Entry & Work Release - Adult MALE					
Bartholomew Co. Re-Entry	20	20	40	2	-95%
Chain O'Lakes Re-Entry	38	38	38	36	-5%
Lake Co. Re-Entry/M	10	10	10	2	-80%
South Bend Re-Entry	201	201	201	174	-13%
VOA/Hope Hall Re-Entry	40	40	40	24	-40%
Starke Co. PI - TC	<u>48</u>	<u>48</u>	27	27	0%
Total	357	357	356	265	-26%

Medium Security - Adult MALE					
Branchville	1,533	1,533	1,348	1,078	-20%
Correctional Industrial	1,495	1,495	1,257	1,214	-3%
Indiana State Prison ISO	385	385	384	174	-55%
Plainfield	1,597	1,633	1,472	1,351	-8%
Putnamville	2,519	2,519	2,084	1,865	-11%
Heritage Trail	916	916	883	854	-3%
Westville	2,913	2,913	2,668	2,423	-9%
New Castle	2,431	2,431	2,332	2,290	-2%
Total	13,789	13,825	12,428	11,249	-9%

Table 2 (Cont.)

Maximum Security - Adult MALE					
	January Operational Capacity	February Operational Capacity	February Adjusted Operational Capacity*	February Ending Count	Percent +/- Capacity
Miami	2,984	2,984	1,800	1,582	-12%
Indiana State Prison	2,077	2,077	1,990	1,942	-2%
Pendleton	1,474	1,474	1,308	1,279	-2%
Pendleton Treatment Unit	260	260	155	155	0%
ISR Secure Housing Unit	69	69	55	55	0%
New Castle Annex	486	486	428	369	-14%
New Castle Mental Health	128	128	111	111	0%
WCU Secure Housing Unit	138	138	132	132	0%
Wabash Valley	1,802	1,802	1,724	1,709	-1%
WVS Secure Housing Unit	216	216	182	182	0%
Reception Diag. Center	<u>695</u>	<u>695</u>	<u>584</u>	584	<u>0%</u>
Total	10,329	10,329	8,469	8,100	-4%

Minumum Security & Re-Entry - Adult FEMALE					
Madison	848	848	846	458	-46%
Jefferson Co. Re-Entry	82	82	82	70	-15%
Crane House	45	45	45	35	-22%
Total	975	975	973	563	-42%

Medium Security - Adult FEMALE					
Rockville	<u>1,206</u>	<u>1,206</u>	<u>959</u>	<u>915</u>	-5%
Total	1,206	1,206	959	915	-5%

Maximum Security - Adult FEMALE					
Women's Prison	727	727	592	487	-18%
Rockville Intake	<u>212</u>	<u>212</u>	<u>114</u>	114	<u>0%</u>
Total	939	939	706	601	-15%

JAIL BED COUNT**					
Adult Male	931	805	805	805	0%
Adult Female	103	<u>70</u>	<u>70</u>	<u>70</u>	<u>0%</u>
Total	1,034	875	875	875	0%

JUVENILE OFFENDERS					
	Juvenile Male				
North Central Juvenile Correctional Facility	174	174	173	112	-35%
Pendleton Juvenile Correctional Facility	<u>391</u>	<u>391</u>	<u>372</u>	<u>139</u>	<u>-63%</u>
Total	565	565	545	251	-54%

Table 2 (Cont.)

Juvenile Female

	January Operational Capacity	February Operational Capacity	February Adjusted Operational Capacity*	February Ending Count	Percent +/- Capacity
LaPorte Juvenile Correctional Facility	62	62	60	39	-35%

TOTALS					
	January Operational Capacity	February Operational Capacity	February Adjusted Operational Capacity*	February Ending Count	Percent +/- Capacity
GRAND TOTAL FOR ALL ADULT MALES (Includes Jail Bed Count and Contracted Beds)	27,057	26,967	23,467	21,397	-9%
TOTAL FOR ADULT MALES IDOC FACILITIES ONLY	26,008	26,044	22,545	20,537	-9%
GRAND TOTAL FOR ALL ADULT FEMALES (Includes Jail Bed Count and Contracted Beds)	3,223	3,190	2,708	2,149	-21%
TOTAL FOR ADULT FEMALES IDOC FACILITIES ONLY	3,075	3,075	2,593	2,044	-21%
TOTAL FOR JUVENILE MALES	565	565	545	251	-54%
TOTAL FOR JUVENILE FEMALES	62	62	60	39	-35%
GRAND TOTAL FOR THE DEPARTMENT (Includes Jail Bed Count** and Contracted Beds)	30,907	30,784	26,780	23,836	-11%
GRAND TOTAL FOR THE DEPARTMENT (Excludes Jail Bed Count and Contracted Beds)	29,710	29,746	25,743	22,871	-11%

*Adjusted Operational Capacity includes Intake Beds and excludes Down, Held, and Segregation/Infirmary, and Program/Treatment Hold Beds.

**Jail Bed Counts - IDOC offender Jail Bed holding is demand-based, therefore Jail Bed Percent Capacity is always 0%. Jail Bed Operational Capacity is determined by each county's availability and fluctuates from month to month.

Sources: Planning Division Facility Body Count Report
 Planning Division Juvenile Daily Count Report
 OIS - Jail Bed Count
 Operational Support Services - Vacancy Report

Indiana Department of Correction
Table 3
Facility Population on the First Day of Each Month
(Excludes County Jail "Back-ups" & Contracted Beds)

	Adult	Adult	Juvenile	Juvenile	
<u>2021</u>	<u>Male</u>	<u>Female</u>	<u>Male</u>	<u>Female</u>	<u>Total</u>
January	21,465	2,161	223	36	23,885
February	21,448	2,197	207	37	23,889
March	21,442	2,176	208	36	23,862
April	21,472	2,179	223	34	23,908
May	21,310	2,127	222	30	23,689
June	21,278	2,123	230	32	23,663
July	21,234	2,120	228	33	23,615
August	21,234	2,094	235	32	23,595
September	21,166	2,105	226	36	23,533
October	21,159	2,079	243	38	23,519
November	21,096	2,050	234	38	23,418
December	20,886	2,054	239	36	23,215
<u>2022</u>	<u>Male</u>	<u>Female</u>	<u>Male</u>	<u>Female</u>	<u>Total</u>
January	20,752	2,067	241	37	23,097
February	20,530	2,002	248	37	22,817
March	20,537	2,044	251	39	22,871

Source: Research Division Juvenile Daily Count Report

Indiana Department of Correction
Table 4
Parole Caseload on March 7th, 2022

<u>Parole District</u>	Indiana Parolees		Other Jurisdiction		<u>Total</u>
	<u>Adult Male</u>	<u>Adult Female</u>	<u>Adult Male</u>	<u>Adult Female</u>	
<i>Interstate Compact (PD0)*</i>	273	16	516	64	869
	<u>District Supervision Breakdown as follows:</u>				
Re-Entry Parole (PD1)	293	38	34	4	369
Fort Wayne (PD2)	629	67	44	4	744
Indianapolis (PD3)	1003	75	87	13	1,178
Evansville (P4A)	448	41	44	5	538
Terre Haute (P4B)	399	38	27	7	471
Bloomington (PD5)	308	38	34	5	385
Gary (PD6)	374	20	86	5	485
New Castle (PD7)	606	90	47	8	751
South Bend (PD8)	632	51	63	6	752
Madison (PD9)	279	31	50	7	367
Total	5,244	505	516	64	6,329

Total Parole Population on the First Day of Each Month

<u>Calendar Year 2022</u>	Indiana Parolees		Other Jurisdiction		<u>Total</u>
	<u>Adult Male</u>	<u>Adult Female</u>	<u>Adult Male</u>	<u>Adult Female</u>	
January	5,230	511	520	63	6,324
February	5,244	505	516	64	6,329

* Includes Indiana parolees who are serving their parole in another state, as well as offenders from other States being supervised in Indiana (Interstate Compact)

Sources: Juvenile Services
Parole Division



Adult Offender Statistics



Indiana Department of Correction
Table 5
Monthly Admissions and Releases- Adult Offenders
(Includes County Jail "Back-ups" & Contracted Beds)
February 2022

Admissions	Male	Female	Total
New Commitments	181	41	222
Parole Violators - New Commits	12	1	13
Parole Violators - Technical	52	6	58
Unsentenced (Safekeepers)	4	0	4
Return from Esc - Sec/NonSec Facility	0	0	0
Return from Escape - Non-Secure Facility	3	0	3
Return from Escape - CTP Absconds	0	0	0
Court Supervision Violators - New Commits	49	8	57
Court Supervision Violators - Technical	122	17	139
Return from CTP - New Commits	0	0	0
Return from CTP - Technical	4	0	4
Unknown (Missing Data)	0	0	0
Total Admissions	427	73	500

Releases	Male	Female	Total
Parole	268	35	303
Probation	214	27	241
Escape Secure Facility	0	0	0
Walk-Away - Non-Secure Facility	0	0	0
Discharged	72	7	79
Unsentenced Discharged	0	0	0
Other (i.e. Death)	7	0	7
Community Transition Program (CTP)	62	16	78
CTP Absconds	0	0	0
Unknown (Missing Data)	0	0	0
Total Releases	623	85	708

Of the 181 new commitments of male felons, 86 (47.5%) had a prior commitment.

Of the 41 new commitments of female felons, 17 (41.5%) had a prior commitment.

Effective July 1, 1998, misdemeanants are to be committed to DOC only under special circumstances (IC 11-12-6)

Sources: SAS-prsadm8.pgm, SAS - prisrel8.pgm

Indiana Department of Correction
Table 6
New Admissions by County of Commitment - Adult Offenders

February 2022

County	Felony Level												Total	County	Felony Level												Total
	Murder	FA	FB	FC	FD	F1	F2	F3	F4	F5	F6	Other*			Murder	FA	FB	FC	FD	F1	F2	F3	F4	F5	F6	Other*	
Adams	0	0	0	0	0	0	0	0	1	0	0	0	1	Madison	0	0	1	0	0	2	0	0	5	9	6	0	23
Allen	0	0	0	0	0	0	0	3	5	18	7	0	33	Marion	0	0	0	0	0	1	9	13	23	45	2	0	93
Bartholomew	0	0	0	0	0	0	0	2	0	3	0	0	5	Marshall	0	0	1	0	0	0	2	1	2	1	0	0	7
Benton	0	0	0	0	0	0	0	0	0	0	0	0	0	Martin	0	0	0	0	0	0	0	0	0	0	0	0	0
Blackford	0	0	0	0	0	0	0	2	0	0	0	0	2	Miami	1	0	0	0	0	0	0	0	0	0	0	0	1
Boone	0	0	0	0	0	0	0	1	0	2	0	0	3	Monroe	0	0	0	0	0	0	0	1	1	4	0	0	6
Brown	0	0	0	0	0	0	0	0	0	0	0	0	0	Montgomery	0	0	0	0	0	0	0	0	1	0	0	0	1
Carroll	0	0	0	0	0	0	0	0	0	0	0	0	0	Morgan	0	0	0	0	0	0	0	0	1	0	0	0	1
Cass	0	0	0	0	0	0	1	0	0	2	0	0	3	Newton	0	0	0	0	0	0	0	1	1	0	0	0	2
Clark	0	0	0	0	0	0	1	0	1	1	0	0	3	Noble	0	0	0	0	0	0	0	1	3	1	1	0	6
Clay	0	0	0	0	0	0	0	0	0	1	0	0	1	Ohio	0	0	1	0	0	0	0	0	0	0	0	0	1
Clinton	0	0	0	0	0	0	0	0	0	1	0	0	1	Orange	0	0	0	0	0	0	0	0	2	1	0	0	3
Crawford	0	0	0	0	0	0	0	0	0	0	0	0	0	Owen	0	0	0	0	0	0	0	0	2	0	0	0	2
Daviess	0	0	0	0	0	0	0	0	1	0	0	0	1	Parke	0	0	0	0	0	0	0	0	0	0	0	0	0
Dearborn	0	0	0	0	0	0	0	0	3	4	0	0	7	Perry	0	0	0	0	0	0	0	0	1	0	0	0	1
Decatur	0	1	0	0	0	0	0	1	4	2	0	0	8	Pike	0	0	0	0	0	0	0	0	0	0	0	0	0
DeKalb	0	0	0	0	0	0	0	0	0	1	1	0	2	Porter	0	0	0	0	0	0	0	0	1	1	0	0	2
Delaware	0	0	0	1	0	1	1	4	2	3	0	0	12	Posey	0	0	0	0	0	0	1	1	1	1	0	0	4
Dubois	0	0	0	0	0	0	0	1	0	0	1	0	2	Pulaski	0	0	0	0	0	0	0	0	0	0	0	0	0
Elkhart	0	0	0	0	0	0	0	5	1	5	4	0	15	Putnam	0	0	0	0	0	0	0	0	0	0	0	0	0
Fayette	0	0	0	0	0	0	0	0	2	1	1	0	4	Randolph	0	0	0	0	0	0	0	0	0	0	0	0	0
Floyd	0	0	0	0	0	0	0	2	0	3	0	0	5	Ripley	1	0	0	0	0	0	0	1	0	0	1	0	3
Fountain	0	0	0	0	0	0	0	1	0	0	0	0	1	Rush	0	0	0	0	0	0	0	0	0	0	0	0	0
Franklin	0	0	0	0	0	0	0	0	0	1	0	0	1	St. Joseph	0	0	0	0	0	3	0	0	1	3	0	0	7
Fulton	0	0	0	0	0	0	0	0	0	1	0	0	1	Scott	0	0	0	0	0	0	0	0	1	0	0	0	1
Gibson	0	0	0	0	0	0	0	1	2	1	1	0	5	Shelby	0	0	0	0	0	0	0	3	4	1	1	0	9
Grant	0	0	1	0	0	0	0	0	0	0	1	0	2	Spencer	0	0	0	0	0	0	0	0	0	0	0	0	0
Greene	0	0	0	0	0	0	0	0	0	1	1	0	2	Starke	0	0	0	0	0	0	0	0	0	0	0	0	0
Hamilton	0	1	0	0	0	0	0	1	2	2	0	0	6	Steuben	0	0	0	0	0	0	0	0	0	0	0	0	0
Hancock	0	0	0	0	0	0	0	0	1	1	0	0	2	Sullivan	0	0	0	0	0	0	0	0	0	0	0	0	0
Harrison	0	0	1	0	0	0	0	0	0	0	0	0	1	Switzerland	0	0	0	0	0	1	0	0	0	1	0	0	2
Hendricks	0	0	0	0	0	0	2	1	0	1	0	0	4	Tippecanoe	0	1	0	0	0	2	0	0	2	7	1	0	13
Henry	0	1	0	0	0	0	0	2	4	1	1	0	9	Tipton	0	0	0	0	0	0	0	0	0	0	0	0	0
Howard	0	0	0	0	0	0	0	1	0	0	0	0	1	Union	0	0	0	0	0	0	0	0	0	0	0	0	0
Huntington	0	0	0	0	0	0	0	1	0	2	0	0	3	Vanderburgh	0	0	0	0	0	1	2	0	0	5	5	0	13
Jackson	0	0	0	0	0	0	0	3	1	3	0	0	7	Vermillion	0	0	0	0	0	0	0	0	1	0	0	0	1
Jasper	0	0	0	0	0	0	0	0	0	1	0	0	1	Vigo	0	0	0	0	0	0	1	1	1	0	0	0	3
Jay	0	0	0	0	0	0	0	1	0	1	0	0	2	Wabash	0	0	0	0	0	0	0	0	0	0	0	0	0
Jefferson	0	0	0	0	0	0	2	0	1	1	1	0	5	Warren	0	0	0	0	0	0	0	0	0	1	0	1	2
Jennings	0	0	0	1	0	0	0	0	0	0	0	0	1	Warrick	0	0	0	0	0	0	0	1	0	0	0	0	1
Johnson	0	0	0	0	0	0	0	1	1	3	2	0	7	Washington	0	0	0	0	0	0	0	0	0	0	1	0	1
Knox	0	0	0	0	0	0	0	0	1	1	0	0	2	Wayne	0	0	0	0	0	0	0	0	0	1	0	0	1
Kosciusko	0	0	0	0	0	0	0	1	0	2	0	0	3	Wells	0	0	0	0	0	0	0	0	0	0	1	0	1
LaGrange	0	0	1	0	0	0	0	0	2	0	0	0	3	White	0	0	0	0	0	0	0	0	0	0	0	0	0
Lake	1	0	0	1	0	0	2	2	1	3	0	0	10	Whitley	0	0	0	0	0	0	0	0	3	0	0	0	3
LaPorte	0	0	0	0	0	0	0	1	1	1	0	0	3	Unknown	0	0	0	0	0	0	0	0	0	0	0	0	0
Lawrence	0	0	0	0	0	0	1	3	1	4	5	0	14	Totals	3	4	6	3	0	11	25	61	95	161	48	1	418

Data based on Most Serious Offense and includes only New- and Reccommitments.
Parole violators are not included.
*"Other" may include missing, habitual offense, contempt of court, or misdemeanor.
***"Unknown" represents offenders who were sentenced to DOC, but County of Commitment data was unavailable.
Source: Prsadm7.pgm

Indiana Department of Correction

Table 7

Release Type by County of Commitment - Adult Offenders

February 2022

County	Release Type				Total	County	Release Type				Total
	Parole	Probation	Discharged	CTP			Parole	Probation	Discharged	CTP	
Adams	0	4	0	0	4	Madison	7	11	3	5	26
Allen	23	9	3	4	39	Marion	70	47	18	1	136
Bartholomew	5	1	0	2	8	Marshall	2	5	0	3	10
Benton	0	1	0	0	1	Martin	0	0	0	0	0
Blackford	0	1	0	1	2	Miami	0	0	0	0	0
Boone	0	2	0	1	3	Monroe	5	2	1	0	8
Brown	2	0	0	0	2	Montgomery	6	1	1	2	10
Carroll	0	0	0	0	0	Morgan	3	1	0	0	4
Cass	2	0	0	2	4	Newton	1	1	1	0	3
Clark	2	1	0	0	3	Noble	3	1	0	0	4
Clay	0	0	1	0	1	Ohio	0	2	0	0	2
Clinton	4	0	0	1	5	Orange	1	1	0	0	2
Crawford	0	0	0	0	0	Owen	2	1	1	0	4
Daviess	1	1	0	1	3	Parke	0	0	0	0	0
Dearborn	5	7	1	0	13	Perry	0	1	1	0	2
Decatur	2	0	0	2	4	Pike	1	0	0	1	2
DeKalb	1	4	3	1	9	Porter	5	1	0	1	7
Delaware	6	2	1	0	9	Posey	2	0	0	2	4
Dubois	3	2	0	0	5	Pulaski	0	0	1	0	1
Elkhart	13	17	3	3	36	Putnam	0	1	1	0	2
Fayette	2	0	0	0	2	Randolph	0	0	0	0	0
Floyd	2	0	0	0	2	Ripley	1	2	0	0	3
Fountain	1	1	1	0	3	Rush	3	0	2	0	5
Franklin	0	2	0	0	2	St. Joseph	12	9	2	2	25
Fulton	0	2	0	0	2	Scott	3	3	0	0	6
Gibson	2	1	0	0	3	Shelby	3	5	3	0	11
Grant	5	2	1	2	10	Spencer	0	0	0	0	0
Greene	2	1	0	0	3	Starke	0	1	0	0	1
Hamilton	1	6	1	0	8	Steuben	2	0	1	0	3
Hancock	3	2	0	0	5	Sullivan	0	4	0	2	6
Harrison	2	1	1	0	4	Switzerland	0	2	0	0	2
Hendricks	1	2	2	0	5	Tippecanoe	7	8	2	7	24
Henry	4	0	1	0	5	Tipton	0	0	0	0	0
Howard	0	3	1	8	12	Union	1	0	0	0	1
Huntington	2	4	1	0	7	Vanderburgh	19	5	8	4	36
Jackson	0	2	0	3	5	Vermillion	2	0	0	0	2
Jasper	0	0	1	0	1	Vigo	1	3	2	5	11
Jay	1	5	0	0	6	Wabash	1	2	0	0	3
Jefferson	1	2	0	0	3	Warren	0	1	0	0	1
Jennings	1	2	0	0	3	Warrick	1	0	0	0	1
Johnson	10	3	2	0	15	Washington	1	3	1	0	5
Knox	1	3	0	1	5	Wayne	9	3	1	1	14
Kosciusko	2	1	0	1	4	Wells	3	2	1	0	6
LaGrange	1	0	0	0	1	White	0	0	0	0	0
Lake	9	3	2	7	21	Whitley	0	5	0	0	5
LaPorte	4	6	1	1	12	Unknown	0	0	0	0	0
Lawrence	0	1	1	1	3	Totals	303	241	79	78	701

This data excludes Temporary Moves, Safekeepers, Predispositions, Escapes, Deaths, releases from CTP and releases from Out of State Parole.

*"Unknown" represents offenders who were sentenced to DOC, but County of Commitment data was unavailable.

Source: prisrel7.pgm

Indiana Department of Correction
Table 8
The Number of Department of Correction Offenders
Held in County Jails*
March 1, 2022

<u>County</u>	<u>Adult Male</u>	<u>Adult Female</u>	<u>County</u>	<u>Adult Male</u>	<u>Adult Female</u>	<u>County</u>	<u>Adult Male</u>	<u>Adult Female</u>
Adams	1	0	Hendricks	11	1	Pike	9	2
Allen	58	5	Henry**	5	0	Porter	6	0
Bartholomew	11	2	Howard	4	1	Posey	3	0
Benton	1	0	Huntington	6	1	Pulaski**	3	0
Blackford**	6	0	Jackson	6	3	Putnam**	7	0
Boone	2	0	Jasper	2	0	Randolph	2	0
Brown	0	1	Jay	10	0	Ripley	12	0
Carroll	0	0	Jefferson	19	0	Rush	5	2
Cass	7	3	Jennings	4	1	St. Joseph	26	3
Clark	8	0	Johnson	17	0	Scott	6	0
Clay	9	0	Knox**	8	2	Shelby	11	2
Clinton	4	0	Kosciusko	12	0	Spencer**	0	0
Crawford**	0	0	LaGrange	0	3	Starke	4	0
Daviess	1	0	Lake	23	0	Steuben	0	0
Dearborn	20	3	LaPorte	8	1	Sullivan	5	0
Decatur	17	6	Lawrence	15	0	Switzerland	2	0
DeKalb	4	0	Madison	16	2	Tippecanoe	49	0
Delaware	27	3	Marion	54	2	Tipton	0	2
Dubois	1	0	Marshall	8	3	Union	0	0
Elkhart	34	0	Martin	2	0	Vanderburgh	35	1
Fayette	6	0	Miami	2	0	Vermillion	6	1
Floyd	10	0	Monroe	11	2	Vigo	9	0
Fountain	4	0	Montgomery	13	0	Wabash	0	2
Franklin	2	1	Morgan	8	1	Warren	3	0
Fulton	0	0	Newton	3	1	Warrick	2	0
Gibson	3	2	Noble	9	2	Washington	4	1
Grant	6	0	Ohio	2	0	Wayne	15	0
Greene	8	0	Orange**	9	0	Wells**	2	0
Hamilton	24	1	Owen	5	1	White	5	0
Hancock	2	0	Parke	1	0	Whitley	2	0
Harrison**	3	0	Perry	0	0	Total	805	70

* Data is based on known frequencies reported by the counties; some county data may be missing

** County Jail Substance Abuse Programs

Source: Offender Movement

Indiana Department of Correction
Table 9
Community Transition Program
Average Daily Populations

<u>Month</u>	<u>2017</u>	<u>2018</u>	<u>2019</u>	<u>2020</u>	<u>2021</u>	<u>2022</u>
January	465	392	382	338	301	264
February	475	402	379	338	304	275
March	475	411	372	317	300	
April	481	441	376	278	291	
May	487	443	396	279	270	
June	481	398	379	241	291	
July	445	386	393	256	293	
August	421	395	336	254	275	
September	400	387	330	262	270	
October	385	384	324	259	271	
November	389	366	323	270	261	
December	<u>372</u>	<u>381</u>	<u>339</u>	<u>275</u>	<u>262</u>	
YEARLY AVERAGE	440	399	361	281	282	

Source: CTP Database and OIS Warmbody

Indiana Department Of Correction
Table 10
Community Transition Program
February 2022 Release Information (Felony Level A-D)

Total number of offenders eligible to be released =		80
Felony A and B total =	69	
Felony C total =	9	
Felony D total =	1	
Murder =	1	
Total number of offenders transitioned to counties for CTP =		17
By default (lack of response from judge)		
Felony A or B =	0	
Felony C =	2	
Felony D =	0	
By approval by court order from judge		
Felony A or B =	14	
Felony C =	1	
Felony D =	0	
Murder =	0	
Total number of offenders transitioned to counties then returned to DOC due to refusal (court ordered denial upon receipt of offender) =		0
Total number of court ordered denials =		35
Felony A or B =	30	
Felony C =	4	
Felony D =	0	
Murder =	1	
Total number of Felony A or B, or Murder denials by default (no response from judge) =		17
Total number of offenders who became ineligible after eligibility determined but prior to CTP commencement date (reasons include change in Earliest Possible Release Date, change in warrant status, released to probation or to parole, other miscellaneous) =		11
Felony A or B =	8	
Felony C =	2	
Felony D =	1	
Murder =	0	

Source: SAS - CTP2 Adms

Indiana Department Of Correction
Table 10
Community Transition Program
February 2022 Release Information (Felony Level A-D)

Total number of offenders eligible to be released =		211
Felony 1 and 2 total =	10	
Felony 3 and 4 total =	91	
Felony 5 and 6 total =	110	
Total number of offenders transitioned to counties for CTP =		59
By default (lack of response from judge)		
Felony 1 and 2 total =	0	
Felony 3 and 4 total =	0	
Felony 5 and 6 total =	14	
By approval by court order from judge		
Felony 1 and 2 total =	4	
Felony 3 and 4 total =	26	
Felony 5 and 6 total =	15	
Total number of offenders transitioned to counties then returned to DOC due to refusal (court ordered denial upon receipt of offender) =		0
Total number of court ordered denials =		90
Felony 1 and 2 total =	4	
Felony 3 and 4 total =	34	
Felony 5 and 6 total =	52	
Total number of Felony 1 or 2 denials by default (no response from judge) =		1
Total number of offenders who became ineligible after eligibility determined but prior to CTP commencement date (reasons include change in Earliest Possible Release Date, change in warrant status, released to probation or to parole, other miscellaneous) =		44
Felony 1 and 2 total =	1	
Felony 3 and 4 total =	14	
Felony 5 and 6 total =	29	

Indiana Department of Correction
Table 11
Total Number of Felony Offenses
Committed to the Indiana Department of Correction

February 2022

Felony Level	Primary Offense	Secondary Offense	Feb-22		This Calendar Year	
			SEX		SEX	
			F	M	F	M
A Felony	Child Molesting (35-42-4-3)		-	-	-	5
	Dealing Cocaine or Narcotic Drug (35-48-4-1)		-	2	-	2
	Dealing Sched I, II, or III Cntrld Sub (35-48-4-2)		1	-	1	-
	Robbery (35-42-5-1)		-	1	-	1
	Voluntary Manslaughter (35-42-1-3)		-	-	1	-
A Felony Total			1	3	2	8

Felony Level	Primary Offense	Secondary Offense	Feb-22		This Calendar Year	
			SEX		SEX	
			F	M	F	M
B Felony	Burglary (35-43-2-1)		-	1	-	6
	Dealing Cocaine or Narcotic Drug (35-48-4-1)		-	3	-	5
	Dealing Methamphetamine (35-48-4-1.1)		-	-	-	2
	Dealing Sched I, II, or III Cntrld Sub (35-48-4-2)		-	2	-	2
	Operating Vehicle Intoxicated/Death (9-30-5-5)		-	-	-	1
	Robbery (35-42-5-1)		-	-	-	3
	Sexual Misconduct with a Minor (35-42-4-9)		-	4	-	6
	Voluntary Manslaughter (35-42-1-3)		-	-	-	1
B Felony Total			0	10	0	26

Felony Level	Primary Offense	Secondary Offense	Feb-22		This Calendar Year	
			SEX		SEX	
			F	M	F	M
C Felony	Battery (35-42-2-1)		-	-	-	1
	Burglary (35-43-2-1)		-	1	-	1
	Child Molesting (35-42-4-3)		-	-	-	4
	Forgery (35-43-5-2)		-	-	-	1
	Non-Support of Dependent Child (35-46-1-5)		-	1	-	1
	Operating Vehicle w/Lifetime Suspension (9-30-10-17)		-	1	-	1
	Possession of Controlled Substance (35-48-4-7)		-	1	-	1
	Sexual Battery (35-42-4-8)		-	-	-	1
	Sexual Misconduct with a Minor (35-42-4-9)		-	-	-	1
C Felony Total			0	4	0	12

Felony Level	Primary Offense	Secondary Offense	Feb-22		This Calendar Year	
			SEX		SEX	
			F	M	F	M
D Felony	Fraud (35-43-5-4)		-	-	-	1
	Possession of Cocaine or Narcotic Drug (35-48-4-6)		-	-	-	1
	Possession of Controlled Substance (35-48-4-7)		-	-	-	1
	Theft, Receiving Stolen Property (35-43-4-2)		-	-	-	1
D Felony Total			0	0	0	4

Felony Level	Primary Offense	Secondary Offense	Feb-22		This Calendar Year	
			SEX		SEX	
			F	M	F	M
Level 1 Felony	Attempted Murder (35-42-1-1(1))		-	-	-	1
	Attempt to Commit a Felony (35-41-5-1)	Murder (35-42-1-1)	-	1	-	2
		Sexual Misconduct with a Minor (35-42-4-9)	-	1	-	1
	Child Molesting (35-42-4-3)		-	10	-	20
	Conspiracy (35-41-5-2)	Murder (35-42-1-1)	-	1	-	1
	Criminal Gang Enhancement (35-50-2-15)		-	-	-	1
	Firearm Enhancement (35-50-2-11)		-	-	-	2
	Habitual Offender (35-50-2-8)		-	-	-	1
Rape (35-42-4-1)		-	1	-	1	
Level 1 Felony Total			0	14	0	30

Felony Level	Primary Offense	Secondary Offense	Feb-22		This Calendar Year	
			SEX		SEX	
			F	M	F	M
Level 2 Felony	Aiding, Inducing or Causing an Offense (35-41-2-4)	Dealing Methamphetamine (35-48-4-1.1)	-	1	-	1
	Attempt to Commit a Felony (35-41-5-1)	Voluntary Manslaughter (35-42-1-3)	-	-	-	1
	Battery (35-42-2-1)		-	1	-	1
	Burglary (35-43-2-1)		-	2	-	3
	Dealing Cocaine or Narcotic Drug (35-48-4-1)		-	5	2	7
	Dealing Methamphetamine (35-48-4-1.1)		2	9	11	21
	Dealing Sched I, II, or III Cntrl'd Sub (35-48-4-2)		-	4	-	5
	Possession - Destruct Device (35-47.5-5-2)		-	1	-	1
	Robbery (35-42-5-1)		-	-	-	4
	Voluntary Manslaughter (35-42-1-3)		1	1	1	4
Level 2 Felony Total			3	24	14	48

Felony Level	Primary Offense	Secondary Offense	Feb-22		This Calendar Year	
			SEX		SEX	
			F	M	F	M
Level 3 Felony	Aggravated Battery (35-42-2-1.5)		-	8	-	14
	Aiding, Inducing or Causing an Offense (35-41-2-4)	Aggravated Battery (35-42-2-1.5)	-	-	-	1
	Attempt to Commit a Felony (35-41-5-1)	Aggravated Battery (35-42-2-1.5)	-	-	-	2
		Child Molesting (35-42-4-3)	-	1	-	1
	Battery (35-42-2-1)		-	-	-	1
	Burglary (35-43-2-1)		-	-	1	2
	Child Molesting (35-42-4-3)		-	7	1	7
	Criminal Confinement (35-42-3-3)		-	4	-	9
	Dealing Cocaine or Narcotic Drug (35-48-4-1)		-	2	-	6
	Dealing Methamphetamine (35-48-4-1.1)		2	13	5	23
	Human Sexual Trafficking (35-42-3-5.1)		-	1	-	1
	Neglect of a Dependent/Death (35-46-1-4)		-	2	-	4
	Possession of Cocaine or Narcotic Drug (35-48-4-6)		-	-	1	4
	Possession of Meth (35-48-4-6.1)		6	4	14	7
	Rape (35-42-4-1)		-	2	-	8
	Robbery (35-42-5-1)		-	22	6	33
	Level 3 Felony Total			8	66	28

Felony Level	Primary Offense	Secondary Offense	Feb-22		This Calendar Year		
			SEX		SEX		
			F	M	F	M	
Level 4 Felony	Arson (35-43-1-1)		-	3	-	5	
	Attempt to Commit a Felony (35-41-5-1)	Burglary (35-43-2-1)	-	-	-	1	
		Conspiracy (35-41-5-2)	-	-	-	1	
	Burglary (35-43-2-1)		2	20	2	40	
	Child Exploitation (35-42-4-4)		-	2	-	2	
	Child Molesting (35-42-4-3)		1	13	1	24	
	Child Solicitation (35-42-4-6)		-	2	-	7	
	Conspiracy (35-41-5-2)	Dealing Methamphetamine (35-48-4-1.1)	1	-	1	-	
	Criminal Confinement (35-42-3-3)		-	1	1	2	
	Dealing Cocaine or Narcotic Drug (35-48-4-1)		1	6	4	10	
	Dealing Methamphetamine (35-48-4-1.1)		8	9	11	19	
	Dealing Sched I, II, or III Cntrl'd Sub (35-48-4-2)		1	2	1	2	
	Dealing Sched IV Controlled Substance (35-48-4-3)		1	1	1	1	
	Escape 35-44.1-3-4		-	1	-	1	
	Felon in Possession of a Firearm (35-47-4-5)		3	24	3	48	
	Incest (35-46-1-3)		-	-	-	2	
	Manufacturing Meth (35-48-4-1.2)		-	-	-	1	
	Operating Vehicle Intoxicated/Death (9-30-5-5)		-	1	2	4	
	Operating a Vehicle While Intoxicated Causing Serious Bodily Injury		1	-	1	1	
	Possession of Cocaine or Narcotic Drug (35-48-4-6)		-	2	-	5	
	Possession of Meth (35-48-4-6.1)		3	6	7	18	
	Sexual Battery (35-42-4-8)		-	1	-	1	
	Sexual Misconduct with a Minor (35-42-4-9)		-	3	-	8	
	Stalking (35-45-10-5)		-	1	-	1	
	Vicarious Sexual Gratification (35-42-4-5)		-	-	-	2	
	Level 4 Felony Total			22	98	35	206

Felony Level	Primary Offense	Secondary Offense	Feb-22		This Calendar Year	
			SEX		SEX	
			F	M	F	M
Level 5 Felony	Assisting a Criminal (35-44.1-2-5)		-	-	-	1
	Auto Theft, Receiving Stolen Parts (35-43-4-2.5)		-	1	-	1
	Battery (35-42-2-1)		3	26	9	51
	Burglary (35-43-2-1)		3	16	3	39
	Child Exploitation (35-42-4-4)		-	5	-	9
	Child Pornography (35-42-4-4(C))		-	1	-	1
	Child Seduction (35-42-4-7)		-	1	-	1
	Child Solicitation (35-42-4-6)		-	2	-	4
	Conspiracy (35-41-5-2)	Obstruction of Justice (35-44-3-4)	-	-	-	1
	Corrupt Business Influence (35-45-6-2)		1	4	1	5
	Criminal Confinement (35-42-3-3)		-	6	1	9
	Criminal Recklessness (35-42-2-2)		1	5	1	12
	Dealing Cocaine or Narcotic Drug (35-48-4-1)		2	3	3	7
	Dealing Marijuana, Hash Oil, or Hashish (35-48-4-10)		-	1	-	1
	Dealing Methamphetamine (35-48-4-1.1)		3	16	9	33
	Dealing Sched I, II, or III Cntrld Sub (35-48-4-2)		-	-	-	1
	Dealing Sched IV Cntrld Sub (35-48-4-3)		1	-	1	-
	Dealing in Methamphetamine (35-48-4-1.1)		3	2	8	9
	Disarm/Attempt to Disarm an Officer (35-44.1-3-2)		-	1	1	2
	Domestic Battery (35-42-2-1.3)		1	11	3	33
	Escape (35-44.1-3-4)		2	4	5	10
	Fail to Stop Acc Death (9-26-1-1.1)		1	-	1	-
	Failure to Register as a Sex Offender (11-8-8-17)		-	7	-	18
	Firearm w/in One Mile of School (35-47-2-1)		1	14	3	37
	Fraud on Financial Institution (35-43-5-8)		1	4	2	7
	Intimidation (35-45-2-1)		-	6	1	17
	Kidnapping (35-42-3-2)		2	-	2	3
	Neglect of a Dependent/Death (35-46-1-4)		-	4	4	5
	Non-Support of Dependent Child (35-46-1-5)		-	2	-	2
	Obliterating Handgun I.D. (35-47-2-18)		1	-	1	-
	Oper Veh Aft Life Susp (9-30-10-17)		2	7	3	11
	Operating Veh while Intoxicated (9-30-5-2)		-	1	-	2
	Operating Vehicle Intoxicated/Death (9-30-5-5)		-	-	-	1
	Operating Vehicle Intoxicated/Injury (9-30-5-4)		-	2	1	8
	Possession - Machine Gun or Bomb (35-47-5-8)		-	1	-	1
	Possession of Cocaine or Narcotic Drug 35-48-4-6		2	6	4	10
	Possession of Syringes or Needles (16-42-19-18)		1	-	1	-
	Possession/Use of Legend Drug (16-42-19-13)		-	-	1	-
	Reckless Homicide (35-42-1-5)		-	1	3	3
	Resisting Law Enforcement (35-44.1-3-1)		-	-	-	1
	Robbery (35-42-5-1)		-	2	-	12
	Sexual Misconduct with a Minor (35-42-4-9)		-	1	-	2
	Stalking (35-45-10-5)		-	2	-	6
	Strangulation (35-42-2-9)		-	3	-	4
	Theft, Receiving Stolen Property (35-43-4-2)		-	3	-	9
	Trafficking with an Inmate (35-44.1-3-5)		2	-	3	3
Level 5 Felony Total			33	171	75	392

Felony Level	Primary Offense	Secondary Offense	Feb-22		This Calendar Year		
			SEX		SEX		
			F	M	F	M	
Level 6 Felony	Abuse of a Corpse (35-45-11-2)		-	-	-	1	
	Arson (35-43-1-1)		-	1	-	1	
	Attempt to Commit a Felony (35-41-5-1)	Auto Theft, Receiving Stolen Parts (35-43-4-2.5)	-	-	1	-	
		Auto Theft, Receiving Stolen Parts (35-43-4-2.5)	Residential Entry (35-43-2-1.5)	-	1	-	1
		Auto Theft, Receiving Stolen Parts (35-43-4-2.5)		2	1	4	5
		Battery 35-42-2-1		1	3	2	11
		Child Exploitation (35-42-4-4)		-	-	-	1
		Criminal Confinement (35-42-3-3)		-	2	-	2
		Criminal Confinement (35-42-3-3)		-	20	2	29
		Criminal Recklessness (35-42-2-2)		-	-	-	6
		Cruelty to Animals (35-46-3-12)		-	1	1	1
		Dealing Marijuana, Hash Oil, or Hashish (35-48-4-10)		-	1	-	4
		Dissemination of Matter Harmful to Minor (35-49-3-3)		-	-	-	2
		Escape 35-44.1-3-4		2	10	7	24
		Fail to Reg Sex Off (11-8-8-17)		-	1	-	1
		Forgery, Counterfeiting, Application Fraud (35-43-5-2)		-	2	-	3
		Identity Deception (35-43-5-3.5)		-	-	3	-
		Insurance Fraud (35-43-5-4.5)		1	-	1	2
		Intimidation (35-45-2-1)		-	6	-	17
		Invasion of Privacy (35-46-1-15.1)		-	6	-	10
		Maintain Common Nuisance (35-45-2-1(c))		-	2	1	2
		Maintaining Common Nuisance (35-48-4-13)		-	-	1	2
		Neglect of a Dependent/Death (35-46-1-4)		-	1	2	1
		Non-Support of Dependent Child (35-46-1-5)		-	2	-	3
		Obstruction of Justice (35-44.1-2-2)		-	1	1	3
		Oper Vehicle-Intox-Prev Conv (9-30-5-3)		1	-	1	-
		Operating Vehicle Intoxicated-Contrlld Sub (9-30-5-1)		-	-	-	2
		Operating Vehicle Intoxicated-Endanger (9-30-5-2)		-	6	-	12
		Operating Vehicle-Habitual Violation (9-30-10-16)		-	4	-	6
		Pointing a Firearm (35-47-4-3)		-	2	-	4
		Poss Paraphernalia (35-48-4-8.3)		1	-	1	-

Felony Level	Primary Offense	Secondary Offense	Feb-22		This Calendar Year	
			SEX		SEX	
			F	M	F	M
Level 6 Felony (Cont'd)	Possession Sched IV Contrld Sub w/in 1,000 ft (35-48-4-7)		-	-	-	1
	Possession of Child Pornography (35-42-4-4(C))		-	1	-	1
	Possession of Cocaine or Narcotic Drug (35-48-4-6)		2	9	8	16
	Possession of Meth(35-48-4-6.1)		9	35	19	62
	Possession of Syringes or Needles (16-42-19-18)		2	12	4	27
	Possession or Use of Legend Drug (16-42-19-13)		-	1	-	1
	Residential Entry (35-43-2-1.5)		-	3	4	4
	Resisting Law Enforc (35-44.1-3-1)		1	13	1	28
	Sexual Battery (35-42-4-8)		-	3	-	3
	Sexual Misconduct with a Minor (35-42-4-9)		-	-	-	3
	Strangulation (35-42-2-9)		-	2	-	5
	Theft, Receiving Stolen Property (35-43-4-2)		2	8	3	28
	Voyeurism (35-45-4-5)		-	1	-	1
	Welfare Fraud (35-43-5-7)		-	-	-	1
Level 6 Felony Total			24	161	67	337

Felony Level	Primary Offense	Secondary Offense	Feb-22		This Calendar Year	
			SEX		SEX	
			F	M	F	M
Murder	Murder (35-42-1-1)		-	4	2	14
Murder Total			0	4	2	14

Felony Level	Primary Offense	Secondary Offense	Feb-22		This Calendar Year	
			SEX		SEX	
			F	M	F	M
Habitual Offender	Habitual Offender (35-50-2-8)		-	1	-	1
	Habitual Offender Controlled Substance (35-50-2-10)		-	1	-	1
Habitual Offender Total			0	2	0	2

			Feb-22		This Calendar Year	
			SEX		SEX	
			F	M	F	M
Grand Total			91	557	223	1202

Note: Offense data may not be available for all offenders at the time this table was prepared.
Only new commitments and probation violations are reported on this table.
Parole and Community Transition Program violators are excluded on this table.
Source: SAS - all.citations_mso.pgm

Indiana Department of Correction
Table 12
 Number of New Admissions by Most Serious Offense
 Committed to the Indiana Department of Correction

February 2022

Felony Level	Primary Offense	Secondary Offense	Feb-22		This Calendar Year	
			SEX		SEX	
			F	M	F	M
Level A Felony	Child Molesting (35-42-4-3)		-	-	-	2
	Dealing Cocaine or Narcotic Drug (35-48-4-1)		-	2	-	2
	Dealing Sched I, II, or III Cntrld Sub (35-48-4-2)		1	-	1	-
	Robbery (35-42-5-1)		-	1	-	1
	Voluntary Manslaughter (35-42-1-3)		-	-	1	-
Level A Felony			1	3	2	5

Felony Level	Primary Offense	Secondary Offense	Feb-22		This Calendar Year	
			SEX		SEX	
			F	M	F	M
Level B Felony	Burglary (35-43-2-1)		-	1	-	6
	Dealing Cocaine or Narcotic Drug (35-48-4-1)		-	2	-	4
	Dealing Methamphetamine (35-48-4-1.1)		-	-	-	2
	Dealing Sched I, II, or III Cntrld Sub (35-48-4-2)		-	2	-	2
	Robbery (35-42-5-1)		-	-	-	1
	Sexual Misconduct with a Minor (35-42-4-9)		-	1	-	3
	Voluntary Manslaughter (35-42-1-3)		-	-	-	1
Level B Felony Total			0	6	0	19

Felony Level	Primary Offense	Secondary Offense	Feb-22		This Calendar Year	
			SEX		SEX	
			F	M	F	M
Level C Felony	Battery (35-42-2-1)		-	-	-	1
	Child Molesting (35-42-4-3)		-	-	-	2
	Forgery (35-43-5-2)		-	-	-	1
	Non-Support of Dependent Child (35-46-1-5)		-	1	-	1
	Operating Vehicle w/Lifetime Suspension (9-30-10-17)		-	1	-	1
	Possession of Controlled Substance (35-48-4-7)		-	1	-	1
Level C Felony Total			0	3	0	7

Felony Level	Primary Offense	Secondary Offense	Feb-22		This Calendar Year	
			SEX		SEX	
			F	M	F	M
Level D Felony	Theft, Receiving Stolen Property (35-43-4-2)		-	-	-	1
Level D Felony Total			0	0	0	1

Felony Level	Primary Offense	Secondary Offense	Feb-22		This Calendar Year	
			SEX		SEX	
			F	M	F	M
Level 1 Felony	Attempt to Commit a Felony (35-41-5-1)	Murder (35-42-1-1)	-	1	-	2
		Sexual Misconduct with a Minor (35-42-4-9)	-	1	-	1
	Child Molesting (35-42-4-3)	-	7	-	14	
	Conspiracy (35-41-5-2)	-	1	-	1	
	Firearm Enhancement (35-50-2-11)	-	-	-	2	
	Rape (35-42-4-1)	-	1	-	1	
Level 1 Felony Total			0	11	0	21

Felony Level	Primary Offense	Secondary Offense	Feb-22		This Calendar Year	
			SEX		SEX	
			F	M	F	M
Level 2 Felony	Aiding, Inducing or Causing an Offense (35-41-2-4)	Dealing Methamphetamine (35-48-4-1.1)	-	1	-	1
		Voluntary Manslaughter (35-42-1-3)	-	-	-	1
	Attempt to Commit a Felony (35-41-5-1)	-	1	-	1	
	Battery (35-42-2-1)	-	2	-	3	
	Burglary (35-43-2-1)	-	4	-	4	
	Dealing Cocaine or Narcotic Drug (35-48-4-1)	-	4	-	4	
	Dealing Methamphetamine (35-48-4-1.1)	2	8	10	18	
	Dealing Sched I, II, or III Cntrld Sub (35-48-4-2)	-	4	-	5	
	Possession - Destruct Device (35-47.5-5-2)	-	1	-	1	
	Robbery (35-42-5-1)	-	-	-	2	
	Voluntary Manslaughter (35-42-1-3)	1	1	1	4	
Level 2 Felony Total			3	22	11	40

Felony Level	Primary Offense	Secondary Offense	Feb-22		This Calendar Year	
			SEX		SEX	
			F	M	F	M
Level 3 Felony	Aggravated Battery (35-42-2-1.5)		-	8	-	14
	Aiding, Inducing or Causing an Offense (35-41-2-4)	Aggravated Battery (35-42-2-1.5)	-	-	-	1
	Battery (35-42-2-1)		-	-	-	1
	Burglary (35-43-2-1)		-	-	1	2
	Child Molesting (35-42-4-3)		-	7	1	7
	Criminal Confinement (35-42-3-3)		-	2	-	7
	Dealing Cocaine or Narcotic Drug (35-48-4-1)		-	2	-	6
	Dealing Methamphetamine (35-48-4-1.1)		2	11	5	21
	Human Sexual Trafficking (35-42-3.5-1)		-	1	-	1
	Neglect of a Dependent/Death (35-46-1-4)		-	2	-	4
	Possession of Cocaine or Narcotic Drug (35-48-4-6)		-	-	1	4
	Possession of Meth (35-48-4-6.1)		6	4	12	6
	Rape (35-42-4-1)		-	1	-	6
	Robbery (35-42-5-1)		-	15	3	24
Level 3 Felony Total			8	53	23	104

Felony Level	Primary Offense	Secondary Offense	Feb-22		This Calendar Year	
			SEX		SEX	
			F	M	F	M
Level 4 Felony	Arson (35-43-1-1)		-	3	-	5
	Attempt to Commit a Felony (35-41-5-1)	Burglary (35-43-2-1)	-	-	-	1
						1
						1
	Burglary (35-43-2-1)		2	19	2	38
	Child Exploitation (35-42-4-4)		-	1	-	1
	Child Molesting (35-42-4-3)		1	4	1	9
	Child Solicitation (35-42-4-6)		-	1	-	5
	Conspiracy (35-41-5-2)	Dealing Methamphetamine (35-48-4-1.1)	1	-	1	-
	Criminal Confinement (35-42-3-3)		-	-	1	1
	Dealing Cocaine or Narcotic Drug (35-48-4-1)		-	2	2	4
	Dealing Methamphetamine (35-48-4-1.1)		8	9	9	18
	Dealing Sched I, II, or III Cntrld Sub (35-48-4-2)		1	2	1	2
	Dealing Sched IV Controlled Substance (35-48-4-3)		1	1	1	1
	Escape 35-44.1-3-4		-	1	-	1
	Felon in Possession of a Firearm (35-47-4-5)		1	20	1	40
	Manufacturing Meth (35-48-4-1.2)		-	-	-	1
	Operating Vehicle Intoxicated/Death (9-30-5-5)		-	1	2	4
	Operating a Vehicle While Intoxicated Causing Serious Bodily Injury		1	-	1	1
	Possession of Cocaine or Narcotic Drug (35-48-4-6)		-	2	-	5
	Possession of Meth (35-48-4-6.1)		3	6	6	16
	Sexual Battery (35-42-4-8)		-	1	-	1
	Sexual Misconduct with a Minor (35-42-4-9)		-	2	-	7
Stalking (35-45-10-5)		-	1	-	1	
Vicarious Sexual Gratification (35-42-4-5)		-	-	-	2	
Level 4 Felony Total			19	76	28	165

Felony Level	Primary Offense	Secondary Offense	Feb-22		This Calendar Year	
			SEX		SEX	
			F	M	F	M
Level 5 Felony	Assisting a Criminal (35-44.1-2-5)		-	-	-	1
	Auto Theft, Receiving Stolen Parts (35-43-4-2.5)		-	1	-	1
	Battery (35-42-2-1)		3	22	8	36
	Burglary (35-43-2-1)		3	14	3	31
	Child Exploitation (35-42-4-4)		-	3	-	5
	Child Seduction (35-42-4-7)		-	1	-	1
	Child Solicitation (35-42-4-6)		-	-	-	2
	Conspiracy (35-41-5-2)	Obstruction of Justice (35-44-3-4)	-	-	-	1
	Corrupt Business Influence (35-45-6-2)		1	4	1	5
	Criminal Confinement (35-42-3-3)		-	5	1	7
	Criminal Recklessness (35-42-2-2)		1	4	1	8
	Dealing Cocaine or Narcotic Drug (35-48-4-1)		2	2	3	6
	Dealing Marijuana, Hash Oil, or Hashish (35-48-4-10)		-	1	-	1
	Dealing Methamphetamine (35-48-4-1.1)		2	14	8	26
	Dealing Sched I, II, or III Cntrld Sub (35-48-4-2)		-	-	-	1
	Dealing Sched IV Cntrld Sub (35-48-4-3)		1	-	1	-
	Dealing in Methamphetamine (35-48-4-1.1)		3	2	7	8
	Disarm/Attempt to Disarm an Officer (35-44.1-3-2)		-	1	1	2
	Domestic Battery (35-42-2-1.3)		1	7	3	22
	Escape (35-44.1-3-4)		1	2	4	5
	Failure to Register as a Sex Offender (11-8-8-17)		-	7	-	16
	Firearm w/in One Mile of School (35-47-2-1)		1	11	1	26
	Fraud on Financial Institution (35-43-5-8)		1	4	2	6
	Intimidation (35-45-2-1)		-	4	1	10
	Kidnapping (35-42-3-2)		1	-	1	2
	Neglect of a Dependent/Death (35-46-1-4)		-	1	1	2
	Non-Support of Dependent Child (35-46-1-5)		-	2	-	2
	Obliterating Handgun I.D. (35-47-2-18)		1	-	1	-
	Oper Veh Aft Life Susp (9-30-10-17)		1	7	2	11
	Operating Veh while Intoxicated (9-30-5-2)		-	1	-	2
	Operating Vehicle Intoxicated/Injury (9-30-5-4)		-	2	-	6
	Possession of Cocaine or Narcotic Drug 35-48-4-6		1	5	3	8
	Possession of Syringes or Needles (16-42-19-18)		1	-	1	-
	Reckless Homicide (35-42-1-5)		-	1	2	3
	Resisting Law Enforcement (35-44.1-3-1)		-	-	-	1
	Robbery (35-42-5-1)		-	1	-	10
	Stalking (35-45-10-5)		-	1	-	5
	Strangulation (35-42-2-9)		-	3	-	4
	Theft, Receiving Stolen Property (35-43-4-2)		-	2	-	8
	Trafficking with an Inmate (35-44.1-3-5)		1	-	2	2
Level 5 Felony Total			26	135	58	293

Felony Level	Primary Offense	Secondary Offense	Feb-22		This Calendar Year	
			SEX		SEX	
			F	M	F	M
Level 6 Felony	Auto Theft, Receiving Stolen Parts (35-43-4-2.5)		2	-	3	1
	Battery 35-42-2-1		-	-	-	3
	Criminal Confinement (35-42-3-3)		-	6	-	10
	Criminal Recklessness (35-42-2-2)		-	-	-	1
	Dealing Marijuana, Hash Oil, or Hashish (35-48-4-10)		-	-	-	1
	Escape 35-44.1-3-4		1	3	1	5
	Forgery, Counterfeiting, Application Fraud (35-43-5-2)		-	-	-	1
	Identity Deception (35-43-5-3.5)		-	-	1	-
	Intimidation (35-45-2-1)		-	2	-	5
	Non-Support of Dependent Child (35-46-1-5)		-	2	-	3
	Operating Vehicle Intoxicated-Contrlld Sub (9-30-5-1)		-	-	-	1
	Operating Vehicle Intoxicated-Endanger (9-30-5-2)		-	2	-	5
	Operating Vehicle-Habitual Violation (9-30-10-16)		-	1	-	2
	Poss Paraphernalia (35-48-4-8.3)		1	-	1	-
	Possession of Cocaine or Narcotic Drug (35-48-4-6)		-	2	1	5
	Possession of Meth(35-48-4-6.1)		5	14	12	29
	Possession of Syringes or Needles (16-42-19-18)		-	2	-	5
	Residential Entry (35-43-2-1.5)		-	1	2	2
	Resisting Law Enforc (35-44.1-3-1)		-	-	-	1
	Sexual Battery (35-42-4-8)		-	1	-	1
	Sexual Misconduct with a Minor (35-42-4-9)		-	-	-	1
	Theft, Receiving Stolen Property (35-43-4-2)		-	3	-	12
Level 6 Felony Total			9	39	21	94

Felony Level	Primary Offense	Secondary Offense	Feb-22		This Calendar Year	
			SEX		SEX	
			F	M	F	M
HO	Habitual Offender (35-50-2-8)		-	1	-	1
HO Total			0	1	0	1

Felony Level	Primary Offense	Secondary Offense	Feb-22		This Calendar Year	
			SEX		SEX	
			F	M	F	M
Murder	Murder (35-42-1-1)		0	3	2	12
Murder Total			0	3	2	12

Felony Level	Primary Offense	Secondary Offense	Feb-22		This Calendar Year	
			SEX		SEX	
			F	M	F	M
Grand Total			66	352	145	762

Note: Offense data may not be available for all offenders at the time this table was prepared.
Only new commitments and probation violations are reported on this table.
Parole and Community Transition Program violators are excluded on this table.
Source: SAS - all.citations_mso.pgm

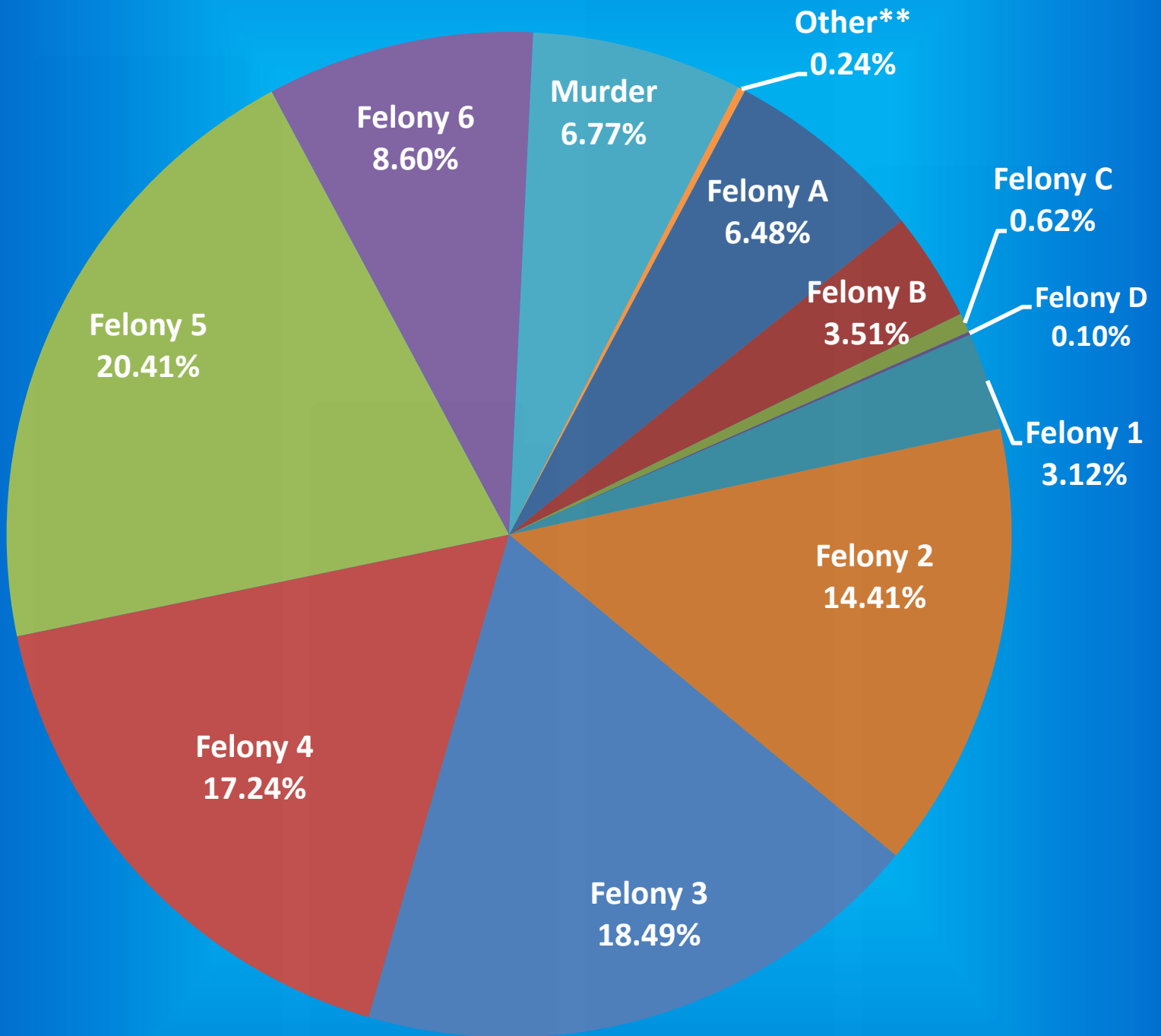
Indiana Department of Correction

Graph A

Female Population by Most Serious Offense Felony Level*

March 01, 2022

N = 2,149



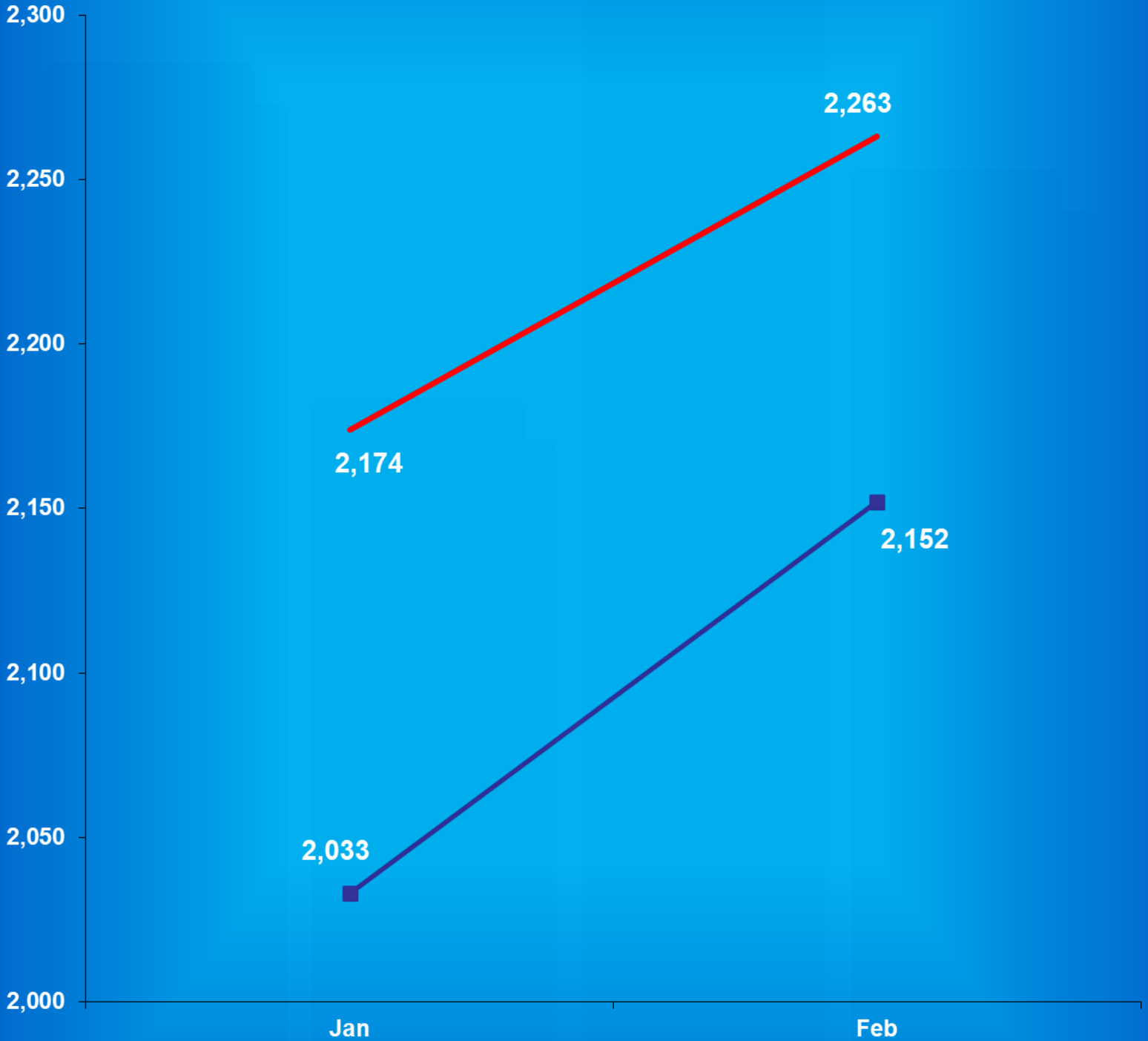
• Includes Offenders Held in County Jails and Contracted Beds

** Other includes Safekeepers, Predispositions, Habitual Offenders, Misdemeanants, and Unknowns

Indiana Department of Correction

Graph B

Average Daily Adult Female Offender Populations
Calendar Year 2022



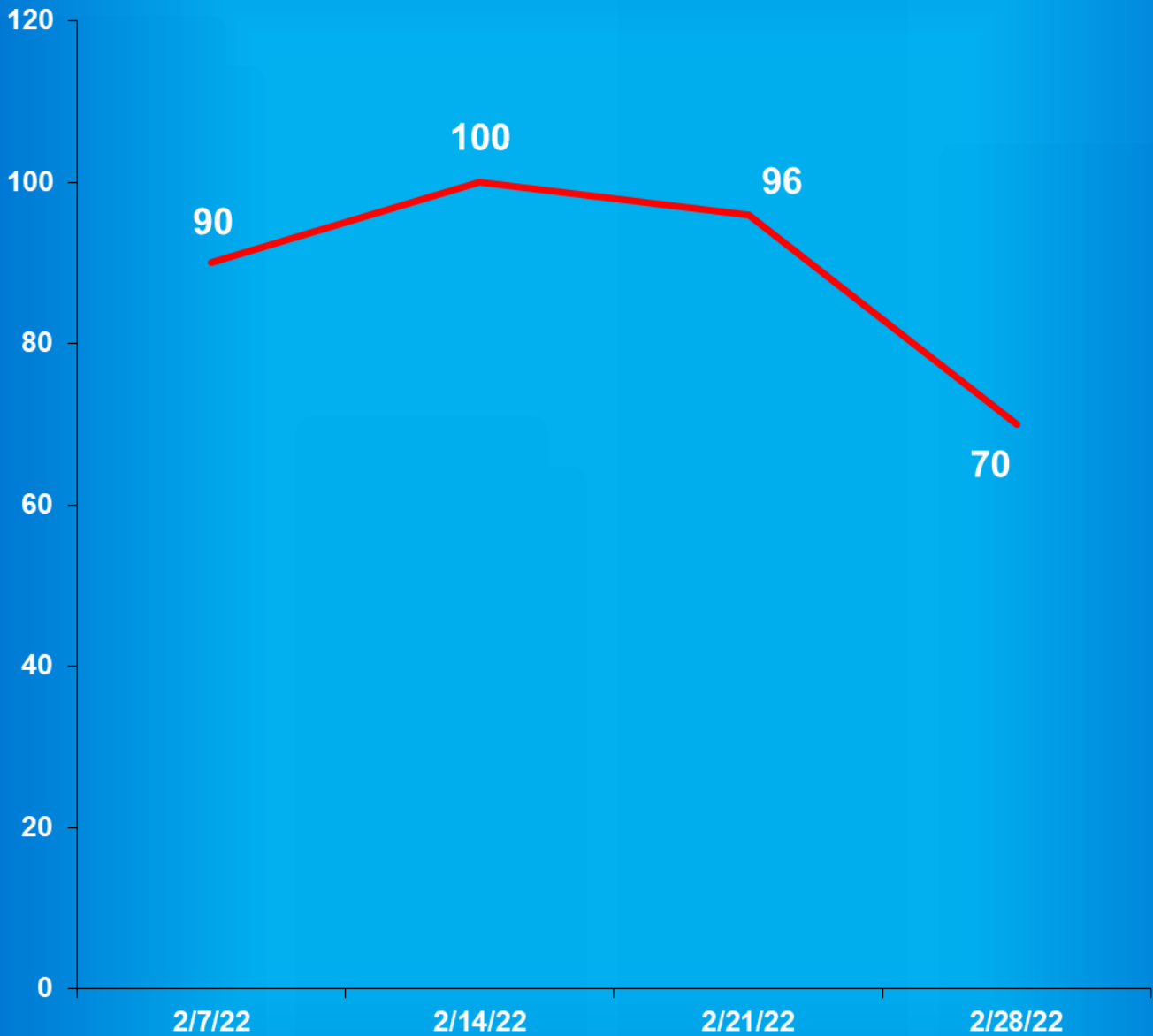
— Includes County Jail/Contract Beds — Excludes County Jail/Contract Beds

Indiana Department of Correction

Graph C

Adult Females Held in County Jails

February 2022



- Offenders held in county jails are newly sentenced offenders with completed court documents who are awaiting transfer to a DOC facility.

- Jail counts are a dynamic number that are affected by a variety of factors, including; sentencing trends, available DOC beds, and intake process completion.

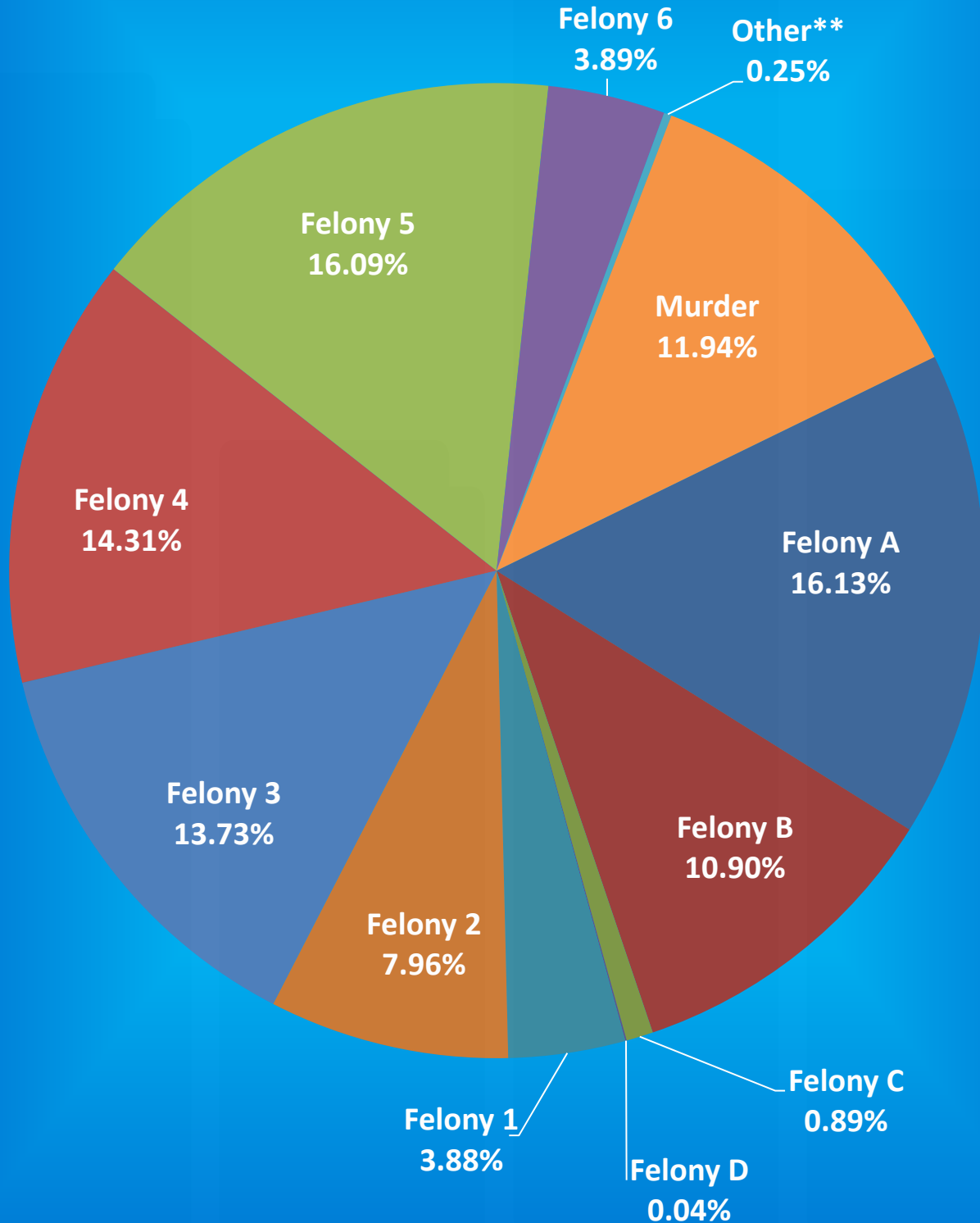
Indiana Department of Correction

Graph D

Male Population by Most Serious Offense Felony Level*

March 01, 2022

N = 21,397



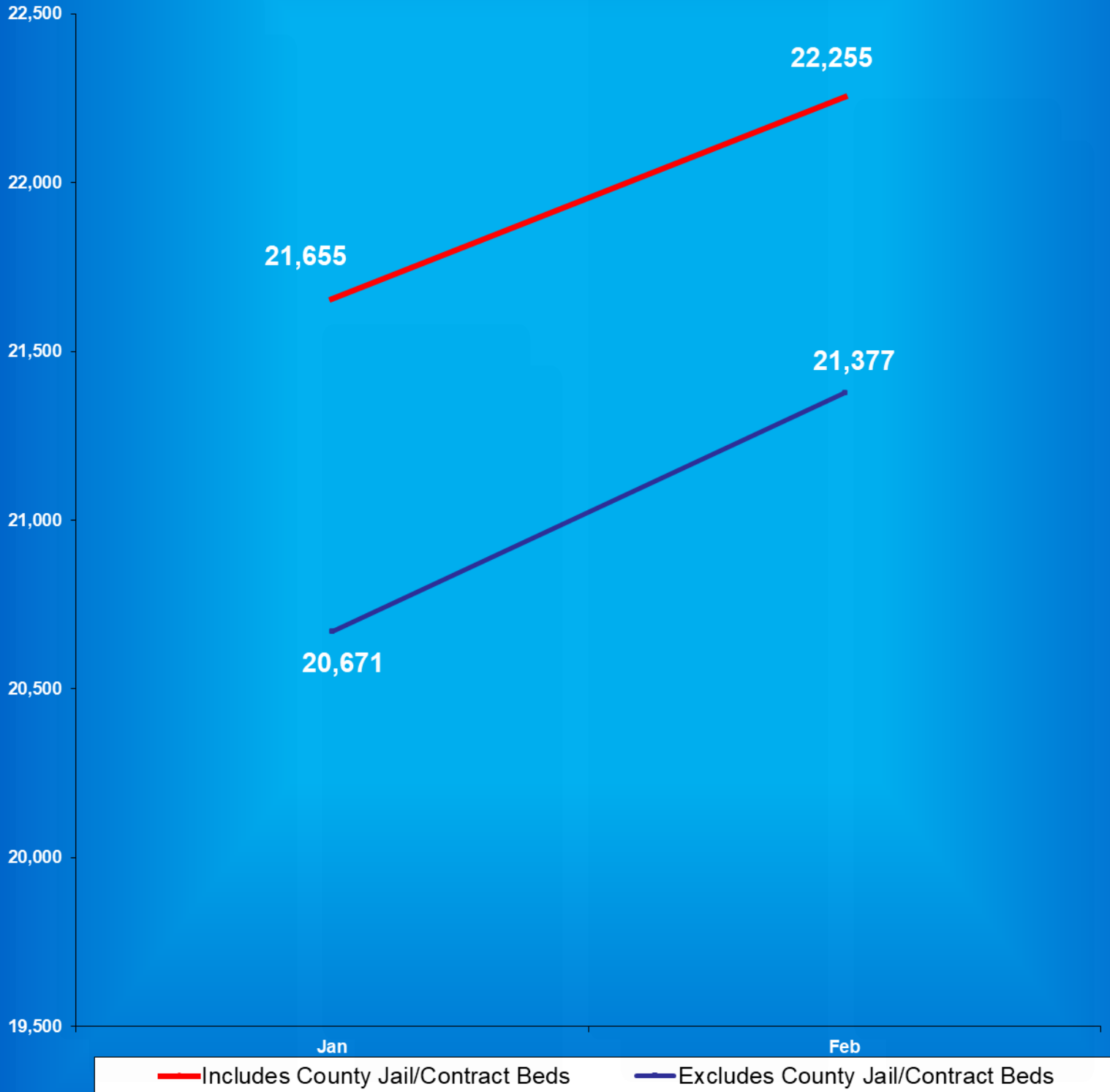
• Includes Offenders Held in County Jails and Contracted Beds

** Other includes Safekeepers, Predispositions, Habitual Offenders, Misdemeanants, and Unknowns

Indiana Department of Correction

Graph E

Average Daily Adult Male Offender Populations Calendar Year 2022

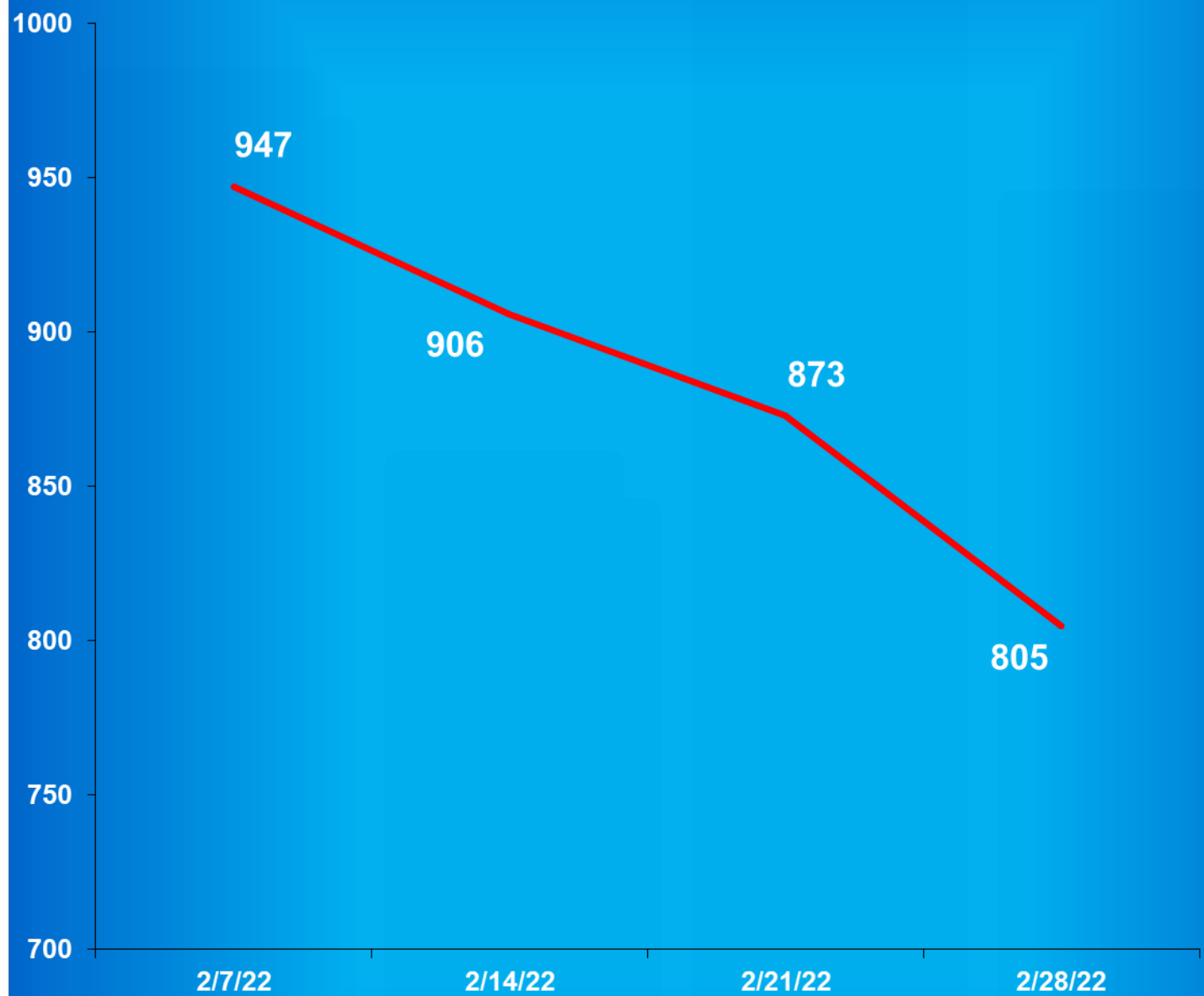


Indiana Department of Correction

Graph F

Adult Males Held in County Jails

February 2022



- Offenders held in county jails are newly sentenced offenders with completed court documents who are awaiting transfer to a DOC facility.

- Jail counts are a dynamic number that are affected by a variety of factors, including; sentencing trends, available DOC beds, and intake process completion.



Juvenile Offender Statistics



Indiana Department Of Correction
Table 13
Monthly Facility Admissions and Releases

Juvenile Offenders
February 2022

Admissions of All Juvenile Males

New Commitment	Re-Commitment	Parolee Return	Return From Escape	Diagnostics/Walk-Thrus
16	1	2	0	4

Releases of All Juvenile Males

Discharge	Parole	Escape	Diagnostics/Walk-Thrus
11	5	0	5

Admissions of All Juvenile Females

New Commitment	Re-Commitment	Parolee Return	Return From Escape	Diagnostics/Walk-Thrus
4	2	0	0	0

Releases of All Juvenile Females

Discharge	Parole	Escape	Diagnostics/Walk-Thrus
3	0	0	1

Sources:

SAS - mnthadm4_pgm_tbl13.pgm

SAS - mnthext4_pgm_tbl13.pgm

Indiana Department of Correction

Table 14

New Admissions by County of Commitment - Juveniles

February 2022

County	Admission Type			County	Admission Type		
	New Commits	Re Commits	Total		New Commits	Re Commits	Total
Adams	0	0	0	Madison	0	0	0
Allen	1	0	1	Marion	1	0	1
Bartholomew	0	0	0	Marshall	2	0	2
Benton	0	0	0	Martin	1	0	1
Blackford	0	0	0	Miami	0	0	0
Boone	0	0	0	Monroe	0	0	0
Brown	0	0	0	Montgomery	0	0	0
Carroll	0	0	0	Morgan	1	0	1
Cass	0	0	0	Newton	0	0	0
Clark	1	0	1	Noble	0	0	0
Clay	0	0	0	Ohio	0	0	0
Clinton	0	0	0	Orange	0	0	0
Crawford	0	0	0	Owen	0	0	0
Daviess	0	0	0	Parke	0	0	0
Dearborn	0	0	0	Perry	0	0	0
Decatur	0	0	0	Pike	0	0	0
DeKalb	0	1	1	Porter	0	0	0
Delaware	0	0	0	Posey	0	0	0
Dubois	0	0	0	Pulaski	0	0	0
Elkhart	2	0	2	Putnam	0	0	0
Fayette	0	0	0	Randolph	0	0	0
Floyd	1	0	1	Ripley	0	0	0
Fountain	0	0	0	Rush	0	0	0
Franklin	0	0	0	St. Joseph	1	1	2
Fulton	0	0	0	Scott	0	0	0
Gibson	0	1	1	Shelby	0	0	0
Grant	0	0	0	Spencer	0	0	0
Greene	0	0	0	Starke	0	0	0
Hamilton	1	0	1	Steuben	0	0	0
Hancock	0	0	0	Sullivan	0	0	0
Harrison	0	0	0	Switzerland	0	0	0
Hendricks	1	0	1	Tippecanoe	0	0	0
Henry	0	0	0	Tipton	0	0	0
Howard	1	0	1	Union	0	0	0
Huntington	0	0	0	Vanderburgh	0	0	0
Jackson	0	0	0	Vermillion	1	0	1
Jasper	1	0	1	Vigo	0	0	0
Jay	0	0	0	Wabash	0	0	0
Jefferson	1	0	1	Warren	0	0	0
Jennings	0	0	0	Warrick	0	0	0
Johnson	0	0	0	Washington	0	0	0
Knox	0	0	0	Wayne	0	0	0
Kosciusko	0	0	0	Wells	1	0	1
LaGrange	0	0	0	White	0	0	0
Lake	2	0	2	Whitley	0	0	0
LaPorte	0	0	0	Unknown	0	0	0
Lawrence	0	0	0	Totals	20	3	23

This data is based on most serious offense and excludes parole violations. This includes zero (0) safekeepers classified in this report as Unknown.

Source: Mnthadm4_pgm_tbl14.pgm

Indiana Department of Correction

Table 15

Monthly Releases by County of Commitment - Juveniles

February 2022

County	Release Type			County	Release Type		
	Discharge	Parole	Total		Discharge	Parole	Total
Adams	0	0	0	Madison	0	0	0
Allen	2	1	3	Marion	1	0	1
Bartholomew	0	0	0	Marshall	0	0	0
Benton	0	0	0	Martin	0	0	0
Blackford	0	0	0	Miami	0	0	0
Boone	0	0	0	Monroe	0	0	0
Brown	0	0	0	Montgomery	0	0	0
Carroll	0	0	0	Morgan	0	0	0
Cass	1	0	1	Newton	0	0	0
Clark	0	0	0	Noble	1	0	1
Clay	0	0	0	Ohio	0	0	0
Clinton	0	0	0	Orange	0	0	0
Crawford	0	0	0	Owen	0	0	0
Daviess	0	0	0	Parke	0	0	0
Dearborn	0	0	0	Perry	0	0	0
Decatur	0	0	0	Pike	0	0	0
DeKalb	0	0	0	Porter	0	0	0
Delaware	0	0	0	Posey	0	0	0
Dubois	0	0	0	Pulaski	0	0	0
Elkhart	1	1	2	Putnam	0	0	0
Fayette	0	0	0	Randolph	0	0	0
Floyd	0	0	0	Ripley	0	0	0
Fountain	0	0	0	Rush	0	0	0
Franklin	0	0	0	St. Joseph	3	1	4
Fulton	0	0	0	Scott	0	0	0
Gibson	0	0	0	Shelby	0	0	0
Grant	0	0	0	Spencer	0	0	0
Greene	0	0	0	Starke	0	0	0
Hamilton	0	0	0	Steuben	0	0	0
Hancock	0	0	0	Sullivan	0	0	0
Harrison	0	0	0	Switzerland	0	0	0
Hendricks	0	0	0	Tippecanoe	2	0	2
Henry	0	0	0	Tipton	0	0	0
Howard	0	0	0	Union	0	0	0
Huntington	0	0	0	Vanderburgh	0	0	0
Jackson	0	0	0	Vermillion	0	0	0
Jasper	0	0	0	Vigo	0	0	0
Jay	0	0	0	Wabash	0	0	0
Jefferson	0	0	0	Warren	0	0	0
Jennings	0	1	1	Warrick	0	0	0
Johnson	0	0	0	Washington	0	0	0
Knox	0	0	0	Wayne	0	0	0
Kosciusko	0	0	0	Wells	0	0	0
LaGrange	0	1	1	White	0	0	0
Lake	2	0	2	Whitley	0	0	0
LaPorte	1	0	1	Unknown	0	0	0
Lawrence	0	0	0	Totals	14	5	19

Some discharges may be releases to County Probation - data is unable to be separated.

Diagnostics and Escapes are excluded.

Source: Mnthext4_pgm_tbl15.pgm

Indiana Department of Correction
Table 16
Total Number of Committing Offenses for Juveniles
Committed to the Indiana Department of Correction

February 2022

OFFENSE (Citation Code)	NUMBER OF OFFENSES			
	This Month		This Calendar Year	
LEVEL I	Female	Male	Female	Male
Aggravated Battery (35-42-2-1.5)	0	0	0	1
Arson (35-43-1-1)	0	0	0	0
Battery (35-42-2-1)	0	0	1	6
Battery by Bodily Waste (35-42-2-6)	0	0	0	1
Burglary (35-43-2-1)	0	0	0	3
Carjacking (35-42-5-2)	0	0	0	0
Carrying Handgun w/o License (35-47-2-1)	0	0	0	4
Changing, Altering, Removing, Obliterating ID of Handgun (35-47-2-18)	0	0	0	0
Child Exploitation (35-42-4-4)	0	0	0	0
Child Molesting (35-42-4-3)	0	0	0	2
Child Seduction (35-42-4-7)	0	0	0	0
Child Selling (35-46-1-4)	0	0	0	0
Child Solicitation (35-42-4-6)	0	0	0	0
Child in Possession of Handgun (35-47-10-5)	0	0	0	1
Consumer Product Tampering (35-45-8-3)	0	0	0	0
Criminal Confinement (35-42-3-3)	0	0	0	0
Criminal Deviate Conduct (35-42-4-2)	0	0	0	0
Criminal Gang Intimidation (35-45-9-4)	0	0	0	0
Criminal Gang Recruitment	0	0	0	0
Criminal Recklessness (35-42-2-2)	0	0	2	3
Dangerous Possession of a Firearm (35-47-10-5)	0	0	0	0
Dealing in a Sawed-Off Shotgun (35-47-5-4.1)	0	0	0	0
Distribution of a Destructive Device (IC 35-47.5-5-5)	0	0	0	0
Domestic Battery (35-42-2-1.3)	0	0	2	0
Driving While Intoxicated Resulting in Death (9-30-5-5)	0	0	0	0
False Application for Handgun (35-47-2-8)	0	0	0	0
False, Altering Handgun License (35-47-2-22)	0	0	0	0
Feticide (35-42-1-6)	0	0	0	0
Handgun, False ID (35-47-2-17)	0	0	0	0
Incest (35-46-1-3)	0	0	0	0
Interference with Custody (35-42-3-4)	0	0	0	0
Intimidation (35-45-2-1)	0	0	0	0
Involuntary Manslaughter (35-42-1-4)	0	0	0	0
Kidnapping (35-42-3-2)	0	0	0	0
Murder (35-42-1-1)	0	0	0	0
Neglect of a Dependent (35-46-1-4)	0	0	0	0
Operation of a Machine Gun/Hurling a Bomb (35-47-5-9)	0	0	0	0
Overpass Mischief (35-42-2-5)	0	0	0	0
Pointing a Firearm (35-47-4-3)	0	0	0	1
Possession of Firearm on School Property (35-47-9-2)	0	0	0	0
Possession of a Machine Gun or Bomb (35-47-5-9)	0	0	0	0
Rape (35-42-4-1)	0	0	0	0
Reckless Homicide (35-42-1-5)	0	0	0	0
Resisting Law Enforcement (35-44-3-3)	0	0	0	0
Robbery (35-42-5-1)	0	0	0	1
Sell, Manufacture, Possess, Purchase Explosive (35-47-5-1)	0	0	0	0
Sell, Transfer, HIV Blood (35-42-1-7)	0	0	0	0
Selling, Transferring, Giving Handgun to Under 18 (35-47-2-7)	0	0	0	0
Sexual Battery (35-42-4-8)	0	0	0	1
Sexual Misconduct (35-44-1-5)	0	0	0	0
Sexual Misconduct with a Minor (35-42-4-9)	0	0	0	0
Stalking (35-45-10-5)	0	0	0	0
Strangulation (35-42-2-9)	0	0	0	0
Unlawful Delivery of Confiscated Firearm (35-47-3-4)	0	0	0	0
Unlawful Use of Body Armor (35-47-5-13)	0	0	0	0
Unlawful Use of Stun Gun (35-47-8-5)	0	0	0	0
Vicarious Sexual Gratification (35-42-4-5)	0	0	0	0
Voluntary Manslaughter (35-42-1-3)	0	0	0	0
Sub-Total	0	0	5	24

LEVEL II

Assisting a Criminal (35-44-3-2)	0	0	0	0
Chinese Throwing Star (35-47-5-12)	0	0	0	0
Criminal Gang Activity (35-45-9-3)	0	0	0	0
Criminal Recklessness (35-42-2-2)	0	0	0	0
Dealing Anabolic Steroid (16-42-19-27)	0	0	0	0
Dealing Methamphetamine (35-48-4-1.1)	0	0	0	0
Dealing in Cocaine or Narcotic Drug (35-48-4-1)	0	0	0	0
Dealing in Marijuana, Hash Oil, or Hashish (35-48-4-10)	0	0	0	0
Dealing in a Schedule I, II, or III Controlled Substance (35-48-4-2)	0	0	0	0
Dealing in a Schedule IV Controlled Substance (35-48-4-3)	0	0	0	0
Dealing in a Schedule V Controlled Substance (35-48-4-4)	0	0	0	0
Dealing in a Substance Represented to be a Controlled Substance (35-48-4-4.5)	0	0	0	0
Delivery of Weapon to Intoxicated Person (35-47-4-1)	0	0	0	0
Disarming Law Enforcement Officer (35-44.1-3-2)	0	0	0	0
Escape/Failure to Return to Lawful Detention (35-44-3-5)	0	0	0	0
Inmate w/ Deadly Weapon (35-44.1-3-7)	0	0	0	0
Interference with Custody (35-42-3-4)	0	0	0	0
Intimidation (35-45-2-1)	0	0	0	11
Knife with Automatic Blade (35-47-5-2)	0	0	0	0
Loan Sharking (35-45-7-2)	0	0	0	0
Maintaining a Common Nuisance (35-48-4-13)	0	0	0	0
Making loan secured by mortgage, deposit or pledge of handgun (35-47-4-2)	0	0	0	0
Manufacture, Distribution, Possession of a Substance Represented to be a Controlled Substance (35-48-4-4)	0	0	0	0
Neglect of a Dependent (35-46-1-4)	0	0	0	0
Poss Precursors w/ Intent to Manufacture Etc. (35-48-4-14.5)	0	0	0	0
Possession of a Controlled Substance (35-48-4-7)	0	0	0	0
Possession of a Knife on School Property (35-47-5-2.5)	0	0	0	0
Promoting Prostitution (35-45-4-4)	0	0	0	0
Purchase, Possession or Sale of Stun Gun (35-47-8-5)	0	0	0	0
Resisting Law Enforcement (35-44-3-3)	0	0	0	3
Rioting with a Deadly Weapon (35-45-1-2)	0	0	0	0
Sale, Possession, Use of Legend Drug (16-42-19-27)	0	0	0	0
Sexual Misconduct with a Minor (35-42-4-9)	0	0	0	0
Stalking (35-45-10-5)	0	0	0	0
Trafficking with an Inmate (35-44-3-9)	0	0	0	0
Use of Stun Gun in Commission of a Crime (35-47-8-5)	0	0	0	0
Sub-Total	0	0	0	14

LEVEL III

Accident /Failure to Stop (9-26-1-8)	0	0	0	0
Accident, Property Damage with Injury (9-26-1-8)	0	0	0	0
Altering or Damaging Computer (35-43-1-4)	0	0	0	0
Auto Theft, Receiving Stolen Parts (35-43-4-2.5)	0	0	1	2
Battery (35-42-2-1)	0	0	2	6
Battery by Bodily Waste (35-42-2-6)	0	0	0	0
Bestiality	0	0	0	0
Bribery (35-44-1-1)	0	0	0	0

LEVEL III (cont'd)	NUMBER OF OFFENSES			
	This Month		This Calendar Year	
	Female	Male	Female	Male
Burglary (35-43-2-1)	0	0	0	0
Check Deception (35-43-5-5)	0	0	0	0
Check Fraud (35-43-5-12)	0	0	0	0
Child Exploitation (35-42-4-4)	0	0	0	0
Controlled Substance Registration (35-48-4-14)	0	0	0	0
Conversion (35-43-4-3)	0	0	0	0
Criminal Mischief (35-43-1-2)	0	0	1	3
Criminal Recklessness (35-42-2-2)	0	0	0	0
Criminal Trespass (35-43-2-2)	0	0	0	0
Dealing in Altered Property (35-43-4-2.3)	0	0	0	0
Dealing in Marijuana, Hash Oil, or Hashish (35-48-4-10)	0	0	0	0
Dealing in Paraphernalia (35-48-4-8.5)	0	0	0	0
Dealing in a Schedule IV Controlled Substance (35-48-4-3)	0	0	0	0
Distribution of Material Harmful to Minor (35-49-3-3)	0	0	0	0
Escape/Failure to Return to Lawful Detention (35-44-3-5)	0	0	2	5
Failure to Appear (35-44-3-6)	0	0	0	0
False Reporting (35-44-2-2)	0	0	0	0
Forgery (35-43-5-2)	0	0	0	0
Fraud (35-43-5-4)	0	0	0	0
Fraud on Financial Institution (35-45-5-8)	0	0	0	0
Home Improvement Fraud (35-43-6-13)	0	0	0	0
Identity Deception (35-43-5-3.5)	0	0	0	0
Interference with Custody (35-42-3-4)	0	0	0	0
Interference with Reporting Crime (35-42-2-5)	0	0	0	0
Invasion of Privacy (35-46-1-15.1)	0	0	0	0
Kill Domestic Animal	0	0	0	0
Manufacture of Paraphernalia (35-48-4-8.1)	0	0	0	0
Nonsupport of Child (35-46-1-5)	0	0	0	0
Nonsupport of Spouse (35-46-1-6)	0	0	0	0
Obscene Performance (35-49-3-1)	0	0	0	0
Obstructing Fireman (35-44-3-8)	0	0	0	0
Obstructing Traffic (35-42-2-4)	0	0	0	0
Obstruction of Justice (35-44-3-4)	0	0	0	0
Operating Vehicle After Lifetime Forfeiture (9-30-10-17)	0	0	0	0
Operating Vehicle While Intoxicated (9-30-5-4)	0	0	0	0
Operating Vehicle While Intoxicated with Prior (9-30-5-3)	0	0	0	0
Patronizing a Prostitute (35-45-4-3)	0	0	0	0
Perjury (35-44-2-1)	0	0	0	0
Possession of Cocaine or Narcotic Drug (35-48-4-6)	0	0	0	0
Possession of Marijuana, Hash Oil, or Hashish (35-48-4-11)	0	0	0	0
Possession of Methamphetamines (35-48-4-6.1)	0	0	0	0
Possession of Paraphernalia (35-48-4-8.3)	0	0	0	0
Possession of a Controlled Substance (35-48-4-7)	0	0	0	0
Possession of a Syringe (16-42-19-18)	0	0	0	0
Possession/Use of Legend Drug (16-42-19-13)	0	0	0	0
Professional Gambling (35-45-5-3)	0	0	0	0
Profiting from Adoption (35-46-1-9)	0	0	0	0
Promoting Professional Gambling (35-45-5-4)	0	0	0	0
Promoting Prostitution (35-45-4-4)	0	0	0	0
Prostitution (35-45-4-2)	0	0	0	0
Public Indecency (35-45-4-1)	0	0	0	0
Public Nudity (35-45-4-1.5)	0	0	0	0
Railroad Mischief (35-42-2-5.5)	0	0	0	0
Receiving Stolen Auto Parts (35-43-4-2.5)	0	0	0	0
Receiving Stolen Property (35-43-4-2)	0	0	0	0
Residential Entry (35-43-2-1.5)	0	0	1	0
Resisting Law Enforcement (35-44-3-3)	0	0	1	9
Rioting (35-45-1-2)	0	0	0	0

LEVEL III (cont'd)	NUMBER OF OFFENSES			
	This Month		This Calendar Year	
	Female	Male	Female	Male
Sale, Possession, Use of Legend Drug (16-42-19-27)	0	0	0	0
Selling, Distributing, Exhibiting Obscene Material (35-49-3-1)	0	0	0	0
Stalking (35-45-10-5)	0	0	0	0
Synthetic Drug (35-48-4-11.5)	0	0	0	0
Theft (35-43-4-2)	0	0	4	4
Torture or Mutilation of Animal (35-46-3-12)	0	0	0	0
Trafficking with an Inmate (35-44-3-9)	0	0	0	0
Unauthorized Possession of Prescription Form (35-48-4-14)	0	0	0	0
Unlawful Entry of Motor Vehicle (35-43-4-2.7)	0	0	0	0
Voyeurism (35-45-4-5)	0	0	0	0
Welfare Fraud (35-43-5-7)	0	0	0	0
Sub-Total	0	0	12	29

LEVEL IV

Absence From Home Detention (35-38-2.5-10)	0	0	0	0
Accident/Failure to Stop (9-26-1-8)	0	0	0	1
Alcohol Violation (31-37-2-6)	0	0	0	0
Animal Cruelty (35-46-3-12)	0	0	0	0
Assisting a Criminal (35-44-3-2)	0	0	0	0
Beats Vertebrate Animal (35-46-3-12)	0	0	0	0
Check Deception (35-43-5-5)	0	0	0	0
Common Nuisance (35-48-4-13)	0	0	0	0
Computer Trespassing (35-43-2-3)	0	0	0	0
Counterfeiting Auto Registration (9-18-2-42)	0	0	0	0
Counterfeiting a Driver's License (9-24-18-7)	0	0	0	0
Curfew Violation (31-37-2-5)	0	0	0	0
Deception (35-43-5-3)	0	0	0	0
Deer Outside Hours (14-22-6-1)	0	0	0	0
Deer w/ Illegal Device (14-22-6-1)	0	0	0	0
Disorderly Conduct (35-45-1-3)	0	0	0	8
Dissemination of Material Harmful to Minor (35-49-3-3)	0	0	0	0
Driving While Intoxicated (9-11-2-3)	0	0	0	0
Driving with Suspended License (9-24-19-2)	0	0	0	0
Exploitation of Dependent/Endangered Adult (35-46-1-12)	0	0	0	0
Failure to Appear (35-44-3-6)	0	0	0	0
Failure to Disclose Recruitment (35-46-4-4)	0	0	0	0
Failure to Respond to Summons (35-44-3-6.5)	0	0	0	0
False Auto Registration (9-18-2-44)	0	0	0	0
False Identity Statement (35-44-2-6)	0	0	0	0
False Informing (35-44-2-2)	0	0	0	1
Flag Desecration (35-45-1-4)	0	0	0	0
Glue Sniffing (35-46-6-2)	0	0	0	0
Habitual Disobedience of Parent, Guardian, or Custodian (Incorrigible) (31-37-2-4)	0	0	0	2
Harassment (35-45-2-2)	0	0	0	0
Home Improvement Fraud (35-43-6-12)	0	0	0	0
Illegal Consumption of Alcohol (7.1-5-7-7)	0	0	0	0
Illegal Possession of Alcohol (7.1-5-7-7)	0	0	0	0
Impairment of ID Number (35-43-7-4)	0	0	0	0
Interference with Custody (35-42-3-4)	0	0	0	0
Interfering with Law Enforcement Animal (35-46-3-11)	0	0	0	0
Invasion of Privacy (35-46-1-15.1)	0	0	0	0
Leaving Home w/o Permission of Parent, Guardian or Custodian (Runaway) (31-37-2-2)	0	0	0	2
Leaving Scene of Accident (9-26-1-1.1)	0	0	0	0
Maintaining a Common Nuisance (35-48-4-13)	0	0	0	0
Nitrous Oxide Distribution (35-46-6-3)	0	0	0	0
Obscene Performance (35-49-3-1)	0	0	0	0
Obstructing Medical Emergency (35-44-3-8.5)	0	0	0	0
Obstructing Traffic (35-42-2-4)	0	0	0	0
Official Misconduct (35-44.1-1-1)	0	0	0	0

LEVEL IV (cont'd)	NUMBER OF OFFENSES			
	This Month		This Calendar Year	
	Female	Male	Female	Male
Operating Vehicle While Intoxicated (9-30-5-2)	0	0	0	0
Operating Vehicle While Intoxicated/Cntrl'd Sub (9-30-5-1)	0	0	0	0
Operating Vehicle w/o License (9-24-18-1)	0	0	1	0
Operating Vehicle w/o Proof of Financial (9-25-8-2)	0	0	0	0
Operating Vehicle w/o Registration/Plates (9-18-2-43)	0	0	0	0
Possession of Device/Interfere Test (35-43-5-18)	0	0	0	0
Possession of Marijuana, Hash Oil, or Hashish (35-48-4-11)	0	0	1	3
Possession of Paraphernalia (35-48-4-8.3)	0	0	1	1
Possession of Substance Represented to be a Controlled Substance (35-48-4-4.6)	0	0	0	0
Possession, Purchase, Accepting Tobacco (35-46-1-10.5)	0	0	0	0
Probation Violation	0	0	0	10
Public Intoxication (7.1-5-1-3)	0	0	0	0
Receiving Unidentified Property (35-43-7-5)	0	0	0	0
Reckless Driving (9-21-8-52)	0	0	0	0
Refusal to Aid Officer (35-44-3-7)	0	0	0	0
Refusal to Identify Self (34-28-5-3.5)	0	0	0	0
Selling, Distributing, Exhibiting Obscene Material (35-49-3-1)	0	0	0	0
Synthetic Drug (35-48-4-11.5)	0	0	0	0
Taking Deer/Turkey (14-22-6-1)	0	0	0	0
Tattooing a Minor (35-42-2-7)	0	0	0	0
Torture, Kill, Mutilate an Animal (35-46-3-12)	0	0	0	0
Unauthorized Possession of Prescription (35-48-4-14)	0	0	0	0
Unlawful Entry of Motor Vehicle (35-43-4-2.7)	0	0	0	1
Unlawful Gambling (35-45-5-2)	0	0	0	0
Unlawful Use of Railroad Right of Way (8-3-15-3)	0	0	0	0
Vending Machine Vandalism (35-43-4-7)	0	0	0	0
Violation Home Detention	0	0	0	0
Violation Suspended Commitment to DOC	0	0	0	0
Violation of Compulsory School Attendance Law (Truancy) (31-37-2-3)	0	0	0	1
Voyeurism (35-45-4-5)	0	0	0	0
Welfare Fraud (35-45-5-7)	0	0	0	0
Sub-Total	0	0	3	30
GRAND TOTAL NUMBER OF OFFENSES	0	0	20	97

Indiana Department of Correction
Table 17
Number of Juvenile Offenders by Most Serious Offense
Committed to the Indiana Department of Correction

February 2022

MOST SERIOUS OFFENSE (Citation Code)	NUMBER OF JUVENILES			
	This Month		This Calendar Year	
LEVEL I	Female	Male	Female	Male
Aggravated Battery (35-42-2-1.5)	0	0	0	1
Arson (35-43-1-1)	0	0	0	0
Battery (35-42-2-1)	0	1	1	5
Battery by Bodily Waste (35-42-2-6)	0	1	0	1
Burglary (35-43-2-1)	0	1	0	3
Carjacking (35-42-5-2)	0	0	0	0
Carrying Handgun w/o License (35-47-2-1)	0	0	0	2
Changing, Altering, Removing, Obliterating ID of Handgun (35-47-2-18)	0	0	0	0
Child Exploitation (35-42-4-4)	0	0	0	0
Child Molesting (35-42-4-3)	0	0	0	1
Child Seduction (35-42-4-7)	0	0	0	0
Child Selling (35-46-1-4)	0	0	0	0
Child Solicitation (35-42-4-6)	0	0	0	0
Child in Possession of Handgun (35-47-10-5)	0	0	0	1
Consumer Product Tampering (35-45-8-3)	0	0	0	0
Criminal Confinement (35-42-3-3)	0	0	0	0
Criminal Deviate Conduct (35-42-4-2)	0	0	0	0
Criminal Gang Intimidation (35-45-9-4)	0	0	0	0
Criminal Gang Recruitment	0	0	0	0
Criminal Recklessness (35-42-2-2)	1	1	1	2
Dangerous Possession of a Firearm (35-47-10-5)	0	0	0	0
Dealing in a Sawed-Off Shotgun (35-47-5-4.1)	0	0	0	0
Distribution of a Destructive Device (IC 35-47.5-5-5)	0	0	0	0
Domestic Battery (35-42-2-1.3)	1	0	2	0
Driving While Intoxicated Resulting in Death (9-30-5-5)	0	0	0	0
False Application for Handgun (35-47-2-8)	0	0	0	0
False, Altering Handgun License (35-47-2-22)	0	0	0	0
Feticide (35-42-1-6)	0	0	0	0
Handgun, False ID (35-47-2-17)	0	0	0	0
Incest (35-46-1-3)	0	0	0	0
Interference with Custody (35-42-3-4)	0	0	0	0
Intimidation (35-45-2-1)	0	0	0	0
Involuntary Manslaughter (35-42-1-4)	0	0	0	0
Kidnapping (35-42-3-2)	0	0	0	0
Murder (35-42-1-1)	0	0	0	0
Neglect of a Dependent (35-46-1-4)	0	0	0	0
Operation of a Machine Gun/Hurling a Bomb (35-47-5-9)	0	0	0	0
Overpass Mischief (35-42-2-5)	0	0	0	0
Pointing a Firearm (35-47-4-3)	0	1	0	1
Possession of Firearm on School Property (35-47-9-2)	0	0	0	0
Possession of a Machine Gun or Bomb (35-47-5-9)	0	0	0	0
Rape (35-42-4-1)	0	0	0	0
Reckless Homicide (35-42-1-5)	0	0	0	0
Resisting Law Enforcement (35-44-3-3)	0	0	0	0
Robbery (35-42-5-1)	0	1	0	1
Sell, Manufacture, Possess, Purchase Explosive (35-47-5-1)	0	0	0	0
Sell, Transfer, HIV Blood (35-42-1-7)	0	0	0	0
Selling, Transferring, Giving Handgun to Under 18 (35-47-2-7)	0	0	0	0
Sexual Battery (35-42-4-8)	0	0	0	1
Sexual Misconduct (35-44-1-5)	0	0	0	0

LEVEL I (cont'd)	NUMBER OF JUVENILES			
	This Month		This Calendar Year	
	Female	Male	Female	Male
Sexual Misconduct with a Minor (35-42-4-9)	0	0	0	0
Stalking (35-45-10-5)	0	0	0	0
Strangulation (35-42-2-9)	0	0	0	0
Unlawful Delivery of Confiscated Firearm (35-47-3-4)	0	0	0	0
Unlawful Use of Body Armor (35-47-5-13)	0	0	0	0
Unlawful Use of Stun Gun (35-47-8-5)	0	0	0	0
Vicarious Sexual Gratification (35-42-4-5)	0	0	0	0
Voluntary Manslaughter (35-42-1-3)	0	0	0	0
Sub-Total	2	6	4	19

LEVEL II				
Assisting a Criminal (35-44-3-2)	0	0	0	0
Chinese Throwing Star (35-47-5-12)	0	0	0	0
Criminal Gang Activity (35-45-9-3)	0	0	0	0
Criminal Recklessness (35-42-2-2)	0	0	0	0
Dealing Anabolic Steroid (16-42-19-27)	0	0	0	0
Dealing Methamphetamine (35-48-4-1.1)	0	0	0	0
Dealing in Cocaine or Narcotic Drug (35-48-4-1)	0	0	0	0
Dealing in Marijuana, Hash Oil, or Hashish (35-48-4-10)	0	0	0	0
Dealing in a Schedule I, II, or III Controlled Substance (35-48-4-2)	0	0	0	0
Dealing in a Schedule IV Controlled Substance (35-48-4-3)	0	0	0	0
Dealing in a Schedule V Controlled Substance (35-48-4-4)	0	0	0	0
Dealing in a Substance Represented to be a Controlled Substance (35-48-4-4.5)	0	0	0	0
Delivery of Weapon to Intoxicated Person (35-47-4-1)	0	0	0	0
Disarming Law Enforcement Officer (35-44.1-3-2)	0	0	0	0
Escape/Failure to Return to Lawful Detention (35-44-3-5)	0	0	0	0
Inmate w/ Deadly Weapon (35-44.1-3-7)	0	0	0	0
Interference with Custody (35-42-3-4)	0	0	0	0
Intimidation (35-45-2-1)	0	2	4	6
Knife with Automatic Blade (35-47-5-2)	0	0	0	0
Loan Sharking (35-45-7-2)	0	0	0	0
Maintaining a Common Nuisance (35-48-4-13)	0	0	0	0
Making loan secured by mortgage, deposit or pledge of handgun (35-47-4-2)	0	0	0	0
Manufacture, Distribution, Possession of a Substance Represented to be a Controlled Substance (35-48-4-4.5)	0	0	0	0
Neglect of a Dependent (35-46-1-4)	0	0	0	0
Poss precursors w/intent to manufacture etc. (35-48-4-14.5)	0	0	0	0
Possession of a Controlled Substance (35-48-4-7)	0	0	0	0
Possession of a Knife on School Property (35-47-5-2.5)	0	0	0	0
Promoting Prostitution (35-45-4-4)	0	0	0	0
Purchase, Possession or Sale of Stun Gun (35-47-8-5)	0	0	0	0
Resisting Law Enforcement (35-44-3-3)	0	2	0	2
Rioting with a Deadly Weapon (35-45-1-2)	0	0	0	0
Sale, Possession, Use of Legend Drug (16-42-19-27)	0	0	0	0
Sexual Misconduct with a Minor (35-42-4-9)	0	0	0	0
Stalking (35-45-10-5)	0	0	0	0
Trafficking with an Inmate (35-44-3-9)	0	0	0	0
Use of Stun Gun in Commission of a Crime (35-47-8-5)	0	0	0	0
Sub-Total	0	4	4	8

LEVEL III				
Accident /Failure to Stop (9-26-1-8)	0	0	0	0
Accident, Property Damage with Injury (9-26-1-8)	0	0	0	0
Altering or Damaging Computer (35-43-1-4)	0	0	0	0
Auto Theft, Receiving Stolen Parts (35-43-4-2.5)	1	1	1	2
Battery (35-42-2-1)	0	2	0	2
Beastiality	0	0	0	0
Bribery (35-44-1-1)	0	0	0	0
Burglary (35-43-2-1)	0	0	0	0
Check Deception (35-43-5-5)	0	0	0	0

LEVEL III (cont'd)	NUMBER OF JUVENILES			
	This Month		This Calendar Year	
	Female	Male	Female	Male
Check Fraud (35-43-5-12)	0	0	0	0
Child Exploitation (35-42-4-4)	0	0	0	0
Controlled Substance Registration (35-48-4-14)	0	0	0	0
Conversion (35-43-4-3)	0	0	0	0
Criminal Mischief (35-43-1-2)	0	0	0	2
Criminal Recklessness (35-42-2-2)	0	0	0	0
Criminal Trespass (35-43-2-2)	0	0	0	0
Dealing in Altered Property (35-43-4-2.3)	0	0	0	0
Dealing in Marijuana, Hash Oil, or Hashish (35-48-4-10)	0	0	0	0
Dealing in Paraphernalia (35-48-4-8.5)	0	0	0	0
Distribution of Material Harmful to Minor (35-49-3-3)	0	0	0	0
Escape/Failure to Return to Lawful Detention (35-44-3-5)	1	0	1	1
Failure to Appear (35-44-3-6)	0	0	0	0
False Reporting (35-44-2-2)	0	0	0	0
Forgery (35-43-5-2)	0	0	0	0
Fraud (35-43-5-4)	0	0	0	0
Fraud on Financial Institution (35-45-5-8)	0	0	0	0
Home Improvement Fraud (35-43-6-13)	0	0	0	0
Identity Deception (35-43-5-3.5)	0	0	0	0
Interference with Custody (35-42-3-4)	0	0	0	0
Interference with Reporting Crime (35-42-2-5)	0	0	0	0
Invasion of Privacy (35-46-1-15.1)	0	0	0	0
Kill Domestic Animal	0	0	0	0
Manufacture of Paraphernalia (35-48-4-8.1)	0	0	0	0
Nonsupport of Child (35-46-1-5)	0	0	0	0
Nonsupport of Spouse (35-46-1-6)	0	0	0	0
Obscene Performance (35-49-3-1)	0	0	0	0
Obstructing Fireman (35-44-3-8)	0	0	0	0
Obstructing Traffic (35-42-2-4)	0	0	0	0
Obstruction of Justice (35-44-3-4)	0	0	0	0
Operating Vehicle After Lifetime Forfeiture (9-30-10-17)	0	0	0	0
Operating Vehicle While Intoxicated (9-30-5-4)	0	0	0	0
Operating Vehicle While Intoxicated with Prior (9-30-5-3)	0	0	0	0
Patronizing a Prostitute (35-45-4-3)	0	0	0	0
Perjury (35-44-2-1)	0	0	0	0
Possession of Cocaine or Narcotic Drug (35-48-4-6)	0	0	0	0
Possession of Marijuana, Hash Oil, or Hashish (35-48-4-11)	0	0	0	0
Possession of Methamphetamines (35-48-4-6.1)	0	0	0	0
Possession of Paraphernalia (35-48-4-8.3)	0	0	0	0
Possession of a Controlled Substance (35-48-4-7)	0	0	0	0
Possession of a Syringe (16-42-19-18)	0	0	0	0
Possession/Use of Legend Drug (16-42-19-13)	0	0	0	0
Professional Gambling (35-45-5-3)	0	0	0	0
Profiting from Adoption (35-46-1-9)	0	0	0	0
Promoting Professional Gambling (35-45-5-4)	0	0	0	0
Promoting Prostitution (35-45-4-4)	0	0	0	0
Prostitution (35-45-4-2)	0	0	0	0
Public Indecency (35-45-4-1)	0	0	0	0
Public Nudity (35-45-4-1.5)	0	0	0	0
Railroad Mischief (35-42-2-5.5)	0	0	0	0
Receiving Stolen Property (35-43-4-2)	0	0	0	0
Residential Entry (35-43-2-1.5)	1	0	1	0
Resisting Law Enforcement (35-44-3-3)	0	2	0	2
Rioting (35-45-1-2)	0	0	0	0
Sale, Possession, Use of Legend Drug (16-42-19-27)	0	0	0	0
Selling, Distributing, Exhibiting Obscene Material (35-49-3-1)	0	0	0	0

LEVEL III (Cont.)	NUMBER OF JUVENILES			
	This Month		This Calendar Year	
	Female	Male	Female	Male
Stalking (35-45-10-5)	0	0	0	0
Synthetic Drug (35-48-4-11.5)	0	0	0	0
Theft (35-43-4-2)	1	1	1	2
Torture or Mutilation of Animal (35-46-3-12)	0	0	0	0
Trafficking with an Inmate (35-44-3-9)	0	0	0	0
Unauthorized Possession of Prescription Form (35-48-4-14)	0	0	0	0
Unlawful Entry of Motor Vehicle (35-43-4-2.7)	0	0	0	0
Voyeurism (35-45-4-5)	0	0	0	0
Welfare Fraud (35-43-5-7)	0	0	0	0
Sub-Total	4	6	4	11
LEVEL IV				
Absence From Home Detention (35-38-2.5-10)	0	0	0	0
Accident/Failure to Stop (9-26-1-8)	0	0	0	0
Assisting a Criminal (35-44-3-2)	0	0	0	0
Beats Vertebrate Animal (35-46-3-12)	0	0	0	0
Check Deception (35-43-5-5)	0	0	0	0
Common Nuisance (35-48-4-13)	0	0	0	0
Computer Trespassing (35-43-2-3)	0	0	0	0
Counterfeiting Auto Registration (9-18-2-42)	0	0	0	0
Counterfeiting a Driver's License (9-24-18-7)	0	0	0	0
Curfew Violation (31-37-2-5)	0	0	0	0
Deception (35-43-5-3)	0	0	0	0
Disorderly Conduct (35-45-1-3)	0	0	0	0
Dissemination of Material Harmful to Minor (35-49-3-3)	0	0	0	0
Driving with Suspended License (9-24-19-2)	0	0	0	0
Exploitation of Dependent/Endangered Adult (35-46-1-12)	0	0	0	0
Failure to Appear (35-44-3-6)	0	0	0	0
Failure to Disclose Recruitment (35-46-4-4)	0	0	0	0
Failure to Respond to Summons (35-44-3-6.5)	0	0	0	0
False Auto Registration (9-18-2-44)	0	0	0	0
False Identity Statement (35-44-2-6)	0	0	0	0
False Informing (35-44-2-2)	0	0	0	0
Flag Desecration (35-45-1-4)	0	0	0	0
Glue Sniffing (35-46-6-2)	0	0	0	0
Habitual Disobedience of Parent, Guardian, or Custodian (Incorrigible) (31-37-2-4)	0	0	0	0
Harassment (35-45-2-2)	0	0	0	0
Home Improvement Fraud (35-43-6-12)	0	0	0	0
Illegal Consumption of Alcohol (7.1-5-7-7)	0	0	0	0
Illegal Possession of Alcohol (7.1-5-7-7)	0	0	0	0
Impairment of ID Number (35-43-7-4)	0	0	0	0
Interference with Custody (35-42-3-4)	0	0	0	0
Interfering with Law Enforcement Animal (35-46-3-11)	0	0	0	0
Invasion of Privacy (35-46-1-15.1)	0	0	0	0
Leaving Home w/o Permission of Parent, Guardian or Custodian (Runaway) (31-37-2-2)	0	0	0	0
Nitrous Oxide Distribution (35-46-6-3)	0	0	0	0
Obscene Performance (35-49-3-1)	0	0	0	0
Obstructing Medical Emergency (35-44-3-8.5)	0	0	0	0
Obstructing Traffic (35-42-2-4)	0	0	0	0
Operating Vehicle While Intoxicated (9-30-5-2)	0	0	0	0
Operating Vehicle While Intoxicated/Cntrl'd Sub (9-30-5-1)	0	0	0	0
Operating Vehicle w/o License (9-24-18-1)	0	0	0	0
Operating Vehicle w/o Proof of Financial (9-25-8-2)	0	0	0	0
Operating Vehicle w/o Registration/Plates (9-18-2-43)	0	0	0	0
Possession of Marijuana, Hash Oil, or Hashish (35-48-4-11)	0	1	0	1
Possession of Paraphernalia (35-48-4-8.3)	0	0	0	0
Possession of Substance Represented to be a Controlled Substance (35-48-4-4.6)	0	0	0	0
Possession, Purchase, Accepting Tobacco (35-46-1-10.5)	0	0	0	0
Probation Violation	0	0	0	0
Public Intoxication (7.1-5-1-3)	0	0	0	0
Receiving Unidentified Property (35-43-7-5)	0	0	0	0
Reckless Driving (9-21-8-52)	0	0	0	0
Refusal to Aid Officer (35-44-3-7)	0	0	0	0

LEVEL IV (cont'd)	NUMBER OF JUVENILES				
	This Month		This Calendar Year		
	Female	Male	Female	Male	
Refusal to Identify Self (34-28-5-3.5)	0	0	0	0	
Selling, Distributing, Exhibiting Obscene Material (35-49-3-1)	0	0	0	0	
Synthetic Drug	0	0	0	0	
Torture, Kill, Mutilate an Animal (35-46-3-12)	0	0	0	0	
Unauthorized Possession of Prescription (35-48-4-14)	0	0	0	0	
Unlawful Entry of Motor Vehicle (35-43-4-2.7)	0	0	0	0	
Unlawful Gambling (35-45-5-2)	0	0	0	0	
Unlawful Use of Railroad Right of Way (8-3-15-3)	0	0	0	0	
Vending Machine Vandalism (35-43-4-7)	0	0	0	0	
Violation Home Detention	0	0	0	0	
Violation Suspended Commitment to DOC	0	0	0	0	
Violation of Compulsory School Attendance Law (Truancy) (31-37-2-3)	0	0	0	0	
Voyeurism (35-45-4-5)	0	0	0	0	
Welfare Fraud (35-45-5-7)	0	0	0	0	
	Sub-Total	0	1	0	1
	GRAND TOTAL NUMBER OF JUVENILES	6	17	12	39

Indiana Department of Correction
Table 18
Juvenile Female New Commitments

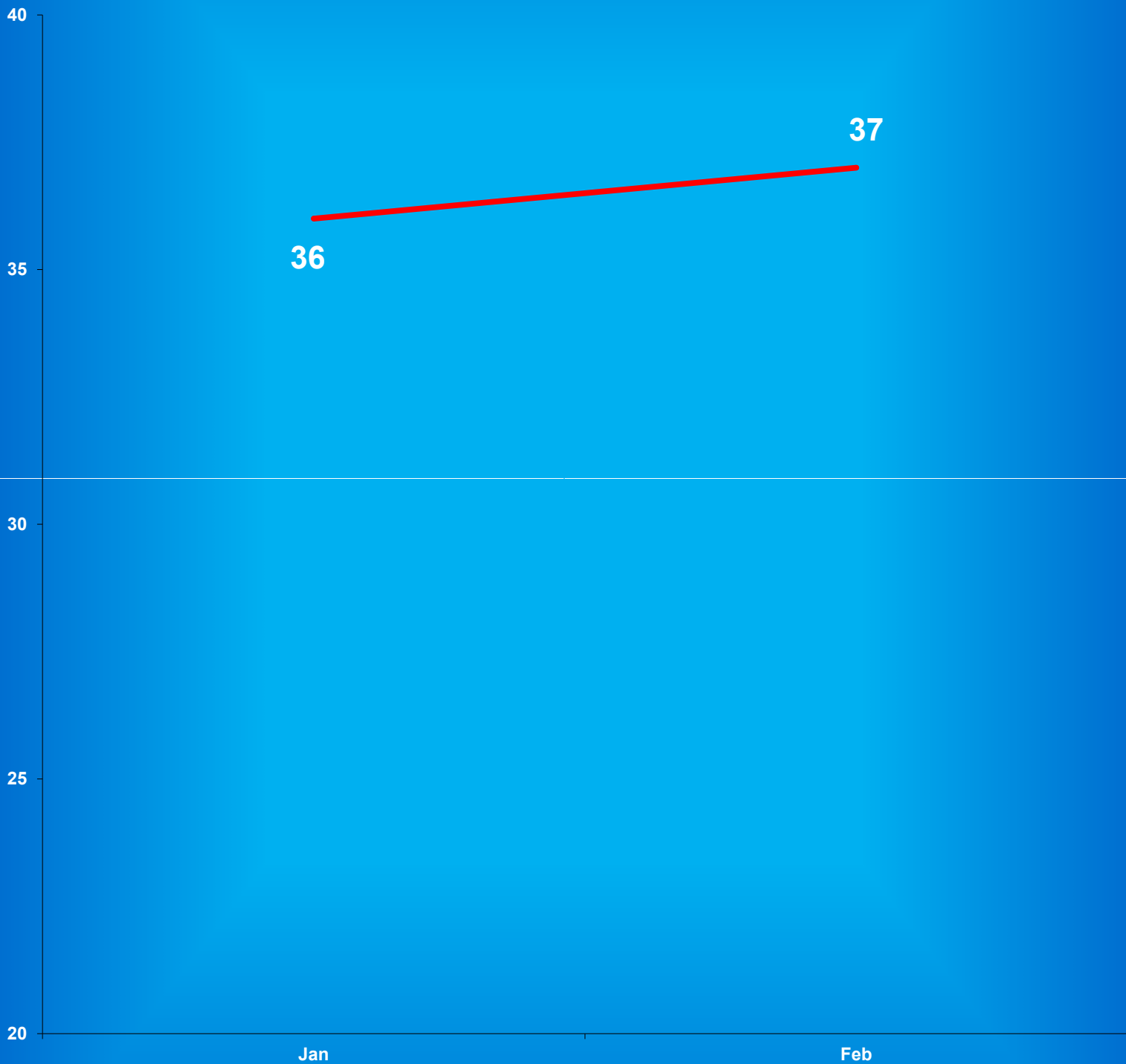
<u>Month</u>	<u>2017</u>	<u>2018</u>	<u>2019</u>	<u>2020</u>	<u>2021</u>	<u>2022</u>
January	2	3	10	3	4	2
February	5	8	4	5	0	6
March	6	4	7	3	1	
April	2	7	3	5	3	
May	6	8	8	5	6	
June	7	2	3	4	6	
July	8	12	9	3	3	
August	5	4	2	1	5	
September	8	8	4	4	3	
October	6	5	6	2	2	
November	7	8	2	5	3	
December	<u>12</u>	<u>8</u>	<u>5</u>	<u>3</u>	<u>3</u>	
TOTALS	74	77	63	43	39	

Source: SAS - mnthadm4.pgm

Indiana Department of Correction

Graph G

Average Daily Juvenile Female Offender Populations Calendar Year 2022



Indiana Department of Correction
Table 19
Juvenile Male New Commitments

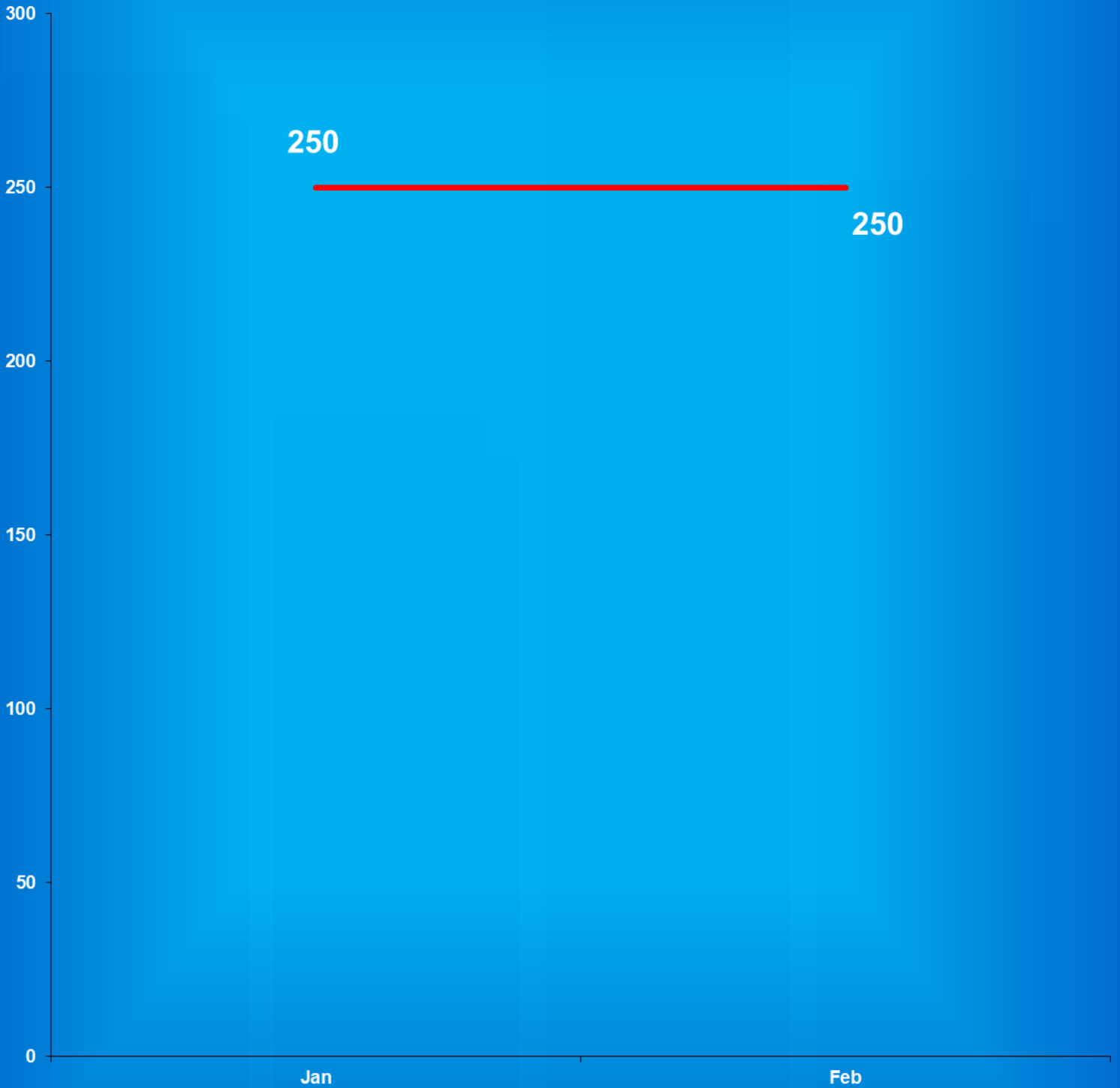
<u>Month</u>	<u>2017</u>	<u>2018</u>	<u>2019</u>	<u>2020</u>	<u>2021</u>	<u>2022</u>
January	26	46	36	28	6	23
February	26	38	36	21	16	17
March	36	33	17	32	28	
April	45	27	24	17	22	
May	35	42	30	11	23	
June	48	29	27	14	23	
July	40	29	47	17	21	
August	48	28	37	15	15	
September	43	41	23	20	23	
October	39	24	34	17	9	
November	48	34	26	19	22	
December	<u>34</u>	<u>52</u>	<u>23</u>	<u>20</u>	<u>28</u>	
TOTALS	468	423	360	231	236	

Source: SAS - mnthadm4.pgm

Indiana Department of Correction

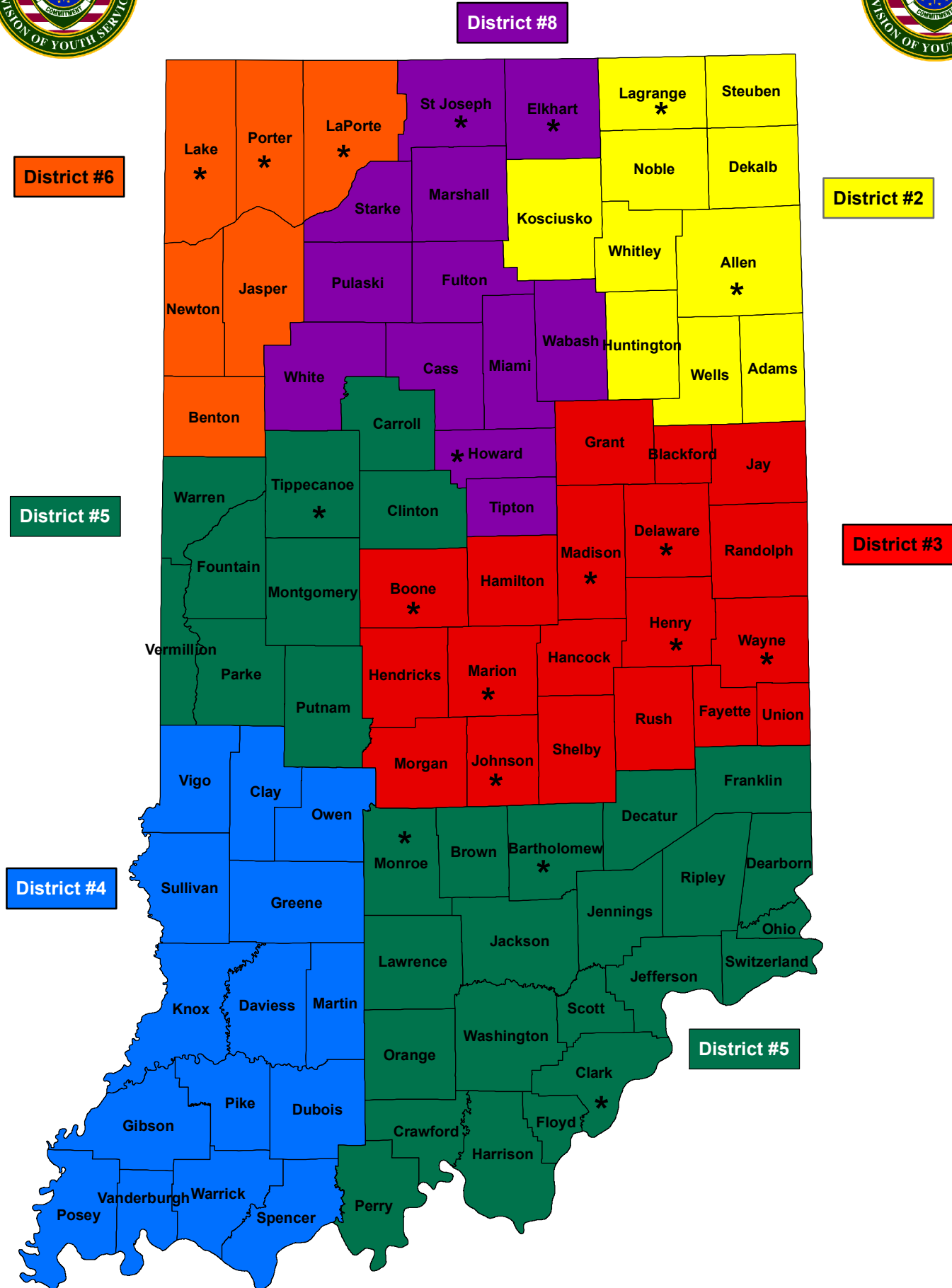
Graph H

Average Daily Juvenile Male Offender Populations Calendar Year 2022





Juvenile Reintegration Districts



*JDAI Site

Indiana Department of Correction
Table 20
Juvenile Parole Caseload on March 01, 2022

<u>Juvenile Reintegration Districts</u>	Indiana Parolees		Other Jurisdiction		<u>Total</u>
	<u>Juvenile Male</u>	<u>Juvenile Female</u>	<u>Juvenile Male</u>	<u>Juvenile Female</u>	
<i>Interstate Compact (RD0)*</i>	4	0	4	0	8
			<u>District Supervision Breakdown</u> as follows:		
Re-Entry Parole (PD1)	0	0	0	0	0
Fort Wayne (PD2)	6	1	0	0	7
Indianapolis (PD3)	7	0	4	0	11
Evansville (P4A)	4	0	0	0	4
Terre Haute (P4B)	3	0	0	0	3
Bloomington (PD5)	0	0	1	0	1
Gary (PD6)	0	0	0	0	0
New Castle (PD7)	6	0	0	0	6
South Bend (PD8)	1	0	0	0	1
Madison (PD9)	2	0	0	0	2
Total	33	1	9	0	43

Total Juvenile Parole Population on the First Day of Each Month

<u>Calendar Year 2022</u>	Indiana Parolees		Other Jurisdiction		<u>Total</u>
	<u>Juvenile Male</u>	<u>Juvenile Female</u>	<u>Juvenile Male</u>	<u>Juvenile Female</u>	
January	30	1	6	0	37
February	33	1	9	0	43

** Includes Indiana parolees who are serving their parole in another state, as well as offenders from other States being supervised in Indiana (Interstate Compact)*

Sources:
Parole Division
SAS - juvparl2.pgm

**Indiana Department of Correction
Indiana Government Center South, Room E334
302 W. Washington Street
Indianapolis, IN 46204**

**Prepared by:
Scott Haskett, Data Analyst
CHaskett2@idoc.in.gov**

This report and previous reports may be found at:

<http://www.in.gov/idoc/2376.htm>



CHANGING LIVES

The logo for the Indiana Department of Correction is circular, featuring a central torch and the words "EMPLOYEES", "EFFICIENCY", and "EFFECTIVENESS". The outer ring contains "INDIANA" at the top and "DEPARTMENT OF CORRECTION" at the bottom. To the right of the logo is a blue silhouette of the state of Indiana.

The Indiana Department of Correction advances public safety and successful re-entry through dynamic supervision, programming, and partnerships.