

Quarterly Fact Sheet 2022 Q4

Department of Correction Community Corrections



Date: Oct-2022 to Dec-2022

Quarterly Fact Sheet

This document summarizes counts of Community Corrections and supported entities over a span of 3 months. This document differs from IDOC's Total Population Summary (TPS) publication as that is only a count of individuals under the supervision of Community Corrections by their County of Commitment and excludes CTP and Problem Solving Courts as a level of supervision.

For more information please visit <https://www.in.gov/idoc/re-entry/community-correction/>

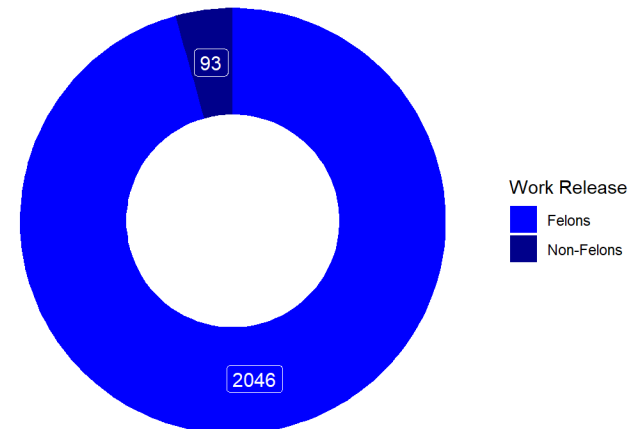
2022 Funding

Entity	# of Programs	Award Funding
Community Corrections	78	\$58,131,044
Jail Treatment	24	\$2,196,268
Pretrial	16	\$2,278,566
Probation	33	\$3,644,837
Prosecutor's Diversion	7	\$579,388
Problem Solving Court	48	\$6,117,676
Total	206	\$72,947,779

Work Release

	Total	Breakdown
Felons	2046	96%
Non-Felons	93	4%
Total	2139	•

Community Corrections
Work Release

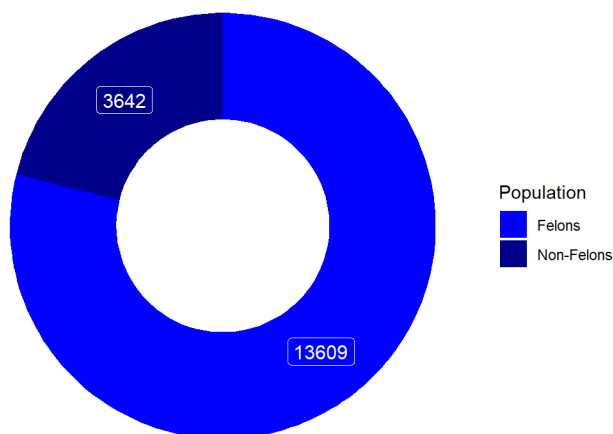


Source: CC Monthly Snapshots

Community Corrections

Population	Total	Breakdown
Felons	13609	79%
Non-Felons	3642	21%

Community Corrections
Population



Source: CC Monthly Snapshots

Supported Entities

Probation	Total	Breakdown
Felons	3551	82%
Non-Felons	791	18%
Total	4342	•

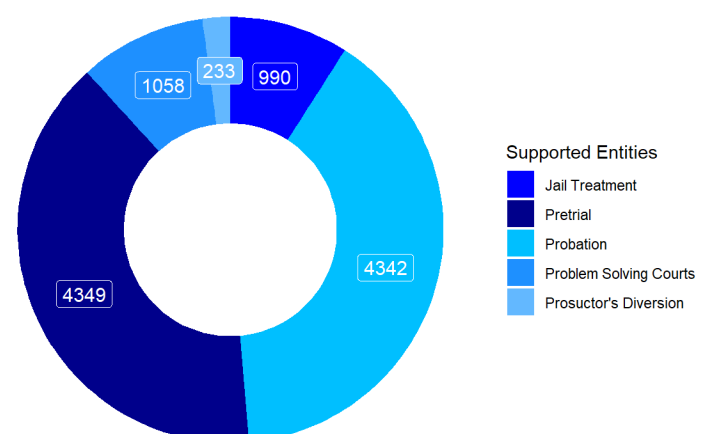
Pretrial	Total	Breakdown
Felons	3634	84%
Non-Felons	715	16%
Total	4349	•

Jail Treatment	Total	Breakdown
Felons	721	73%
Non-Felons	269	27%
Total	990	•

Prosecutor's Diversion	Total	Breakdown
Felons	198	85%
Non-Felons	35	15%
Total	233	•

Problem Solving Courts	Total	Breakdown
Felons	943	89%
Non-Felons	115	11%
Total	1058	•

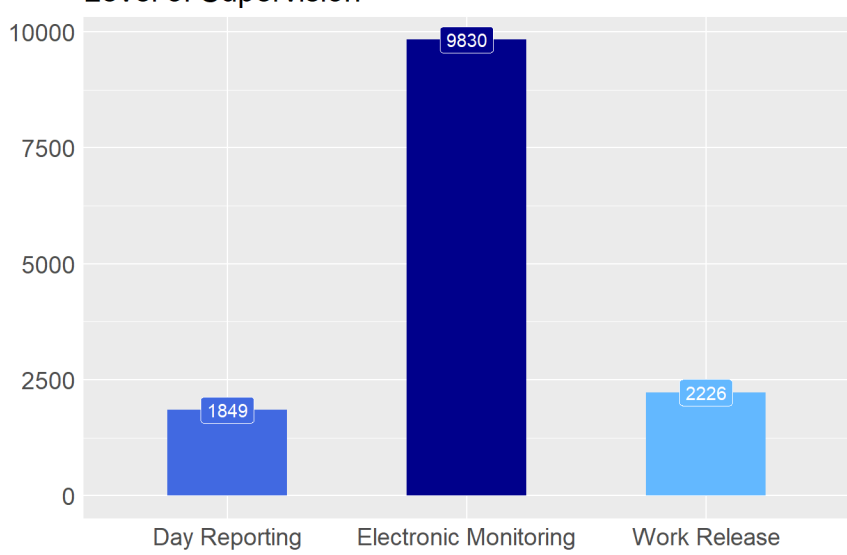
Community Corrections
Supported Entities



Source: Quarterly Snapshots

Level of Supervision	Total	Breakdown
Day Reporting	1849	13%
Electronic Monitoring	9830	71%
Work Release	2226	16%

Level of Supervision



Source: CC Monthly Snapshots

Note: The Total Community Corrections Counts are a reflection of the Community Correction agencies from only the last month of the quarter. All quarterly reporting entity Counts reflect the number of active individuals as of the day they were submitted. For more information on submission due dates please reference section 2 of our [Procedural Bulletin](#) for each entities submission due dates.

For Community Corrections Population: This is a count of the total number of individuals with an active Community Corrections Case.

For Levels of Supervision: Individuals may be on more than one Level of Supervision at a time. Due to this, some individuals may be counted under more than one category. This report shows a sum of the total number of times a Level of Supervision is utilized.

Problem Solving Courts	Total	Breakdown
Adult Drug Court	683	65%
Domestic Violence Court	10	1%
Mental Health	100	9%
Re-Entry Court	152	14%
Veteran's Court	113	11%
Total	1058	•