

Quarterly Fact Sheet 2022 Q3

Department of Correction Community Corrections



Date: Jul-2022 to Sep-2022

Quarterly Fact Sheet

This document summarizes counts of Community Corrections and supported entities over a span of 3 months. This document differs from IDOC's Total Population Summary (TPS) publication as that is only a count of individuals under the supervision of Community Corrections by their County of Commitment and excludes CTP and Problem Solving Courts as a level of supervision.

For more information please visit <https://www.in.gov/idoc/re-entry/community-correction/>

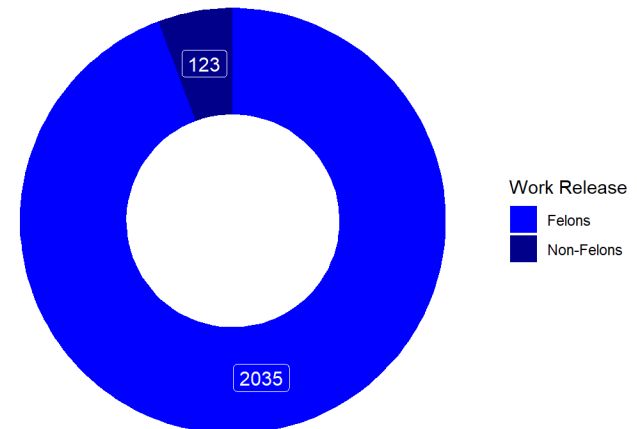
2022 Funding

Entity	# of Programs	Award Funding
Community Corrections	78	\$58,131,044
Jail Treatment	24	\$2,196,268
Pretrial	16	\$2,278,566
Probation	33	\$3,644,837
Prosecutor's Diversion	7	\$579,388
Problem Solving Court	48	\$6,117,676
Total	206	\$72,947,779

Work Release

	Total	Breakdown
Felons	2035	94%
Non-Felons	123	6%
Total	2158	•

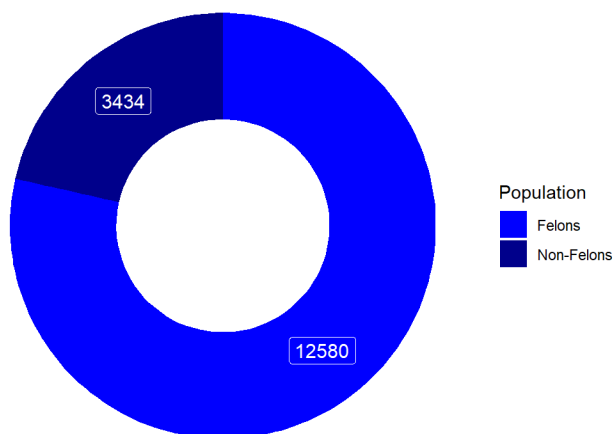
Community Corrections
Work Release



Community Corrections

Population	Total	Breakdown
Felons	12580	79%
Non-Felons	3434	21%

Community Corrections
Population



Source: CC Monthly Snapshots

Supported Entities

Probation	Total	Breakdown
Felons	3609	82%
Non-Felons	779	18%
Total	4388	•

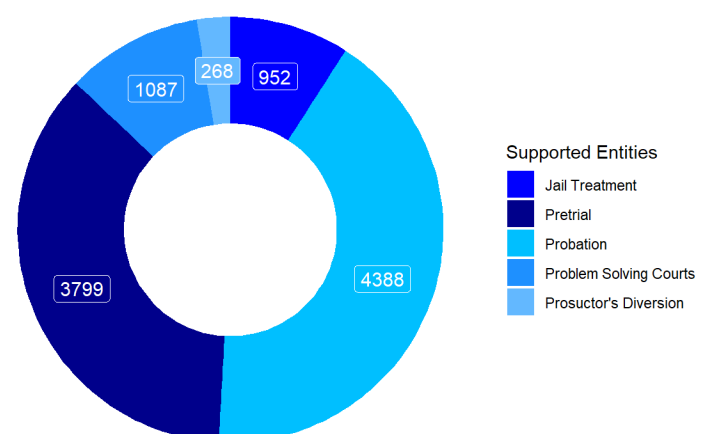
Pretrial	Total	Breakdown
Felons	3162	83%
Non-Felons	637	17%
Total	3799	•

Jail Treatment	Total	Breakdown
Felons	718	75%
Non-Felons	234	25%
Total	952	•

Prosecutor's Diversion	Total	Breakdown
Felons	217	81%
Non-Felons	51	19%
Total	268	•

Problem Solving Courts	Total	Breakdown
Felons	977	90%
Non-Felons	110	10%
Total	1087	•

Community Corrections
Supported Entities

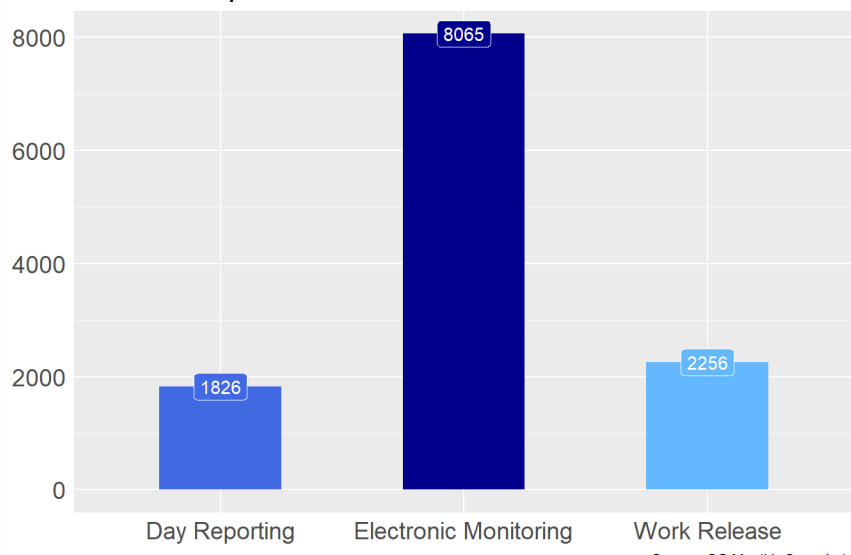


Source: Quarterly Snapshots

Problem Solving Courts	Total	Breakdown
Adult Drug Court	679	62%
Mental Health	73	7%
Re-Entry Court	225	21%
Veteran's Court	110	10%
Total	1087	•

Level of Supervision	Total	Breakdown
Day Reporting	1826	15%
Electronic Monitoring	8065	66%
Work Release	2256	19%

Level of Supervision



Source: CC Monthly Snapshots

Note: The Total Community Corrections Counts are a reflection of the Community Correction agencies from only the last month of the quarter. All quarterly reporting entity Counts reflect the number of active individuals as of the day they were submitted. For more information on submission due dates please reference section 2 of our [Procedural Bulletin](#) for each entities submission due dates.

For Community Corrections Population: This is a count of the total number of individuals with an active Community Corrections Case.

For Levels of Supervision: Individuals may be on more than one Level of Supervision at a time. Due to this, some individuals may be counted under more than one category. This report shows a sum of the total number of times a Level of Supervision is utilized.